



Hildesheim

28 February 2020

From

Our Reference

Tel

Report

Issue

Topic

A-IVI Scope 2 / 3 Internal Pictures

Description

Pictures of PCBs used in A-IVI Scope 2 / 3 units

Product Type: Radio-Navigation-System

Model Names: AIVIP33A0

Brand: Robert Bosch Car Multimedia GmbH

Hildesheim
28 February 2020

From _____ | Our Reference _____ | Tel _____

Report
Issue
Topic A-IVI Scope 2 / 3 Internal Pictures

Contend


1	Pictures of disassembly	3
2	Main PCB	8
2.1	Main PCB “H”	8
2.1.1	Main PCB “H” Top side Rest of World insertion	8
2.1.2	Main PCB “H” Bottom side Rest of World insertion	9
2.1.3	Main PCB “H” Top side US insertion.....	10
2.1.4	Main PCB “H” Bottom side US insertion	10
3	XM Module (all US / CAN variants)	11
4	Switch PCBs	12
4.1	Switch PCB “P33A”	12
4.1.1	Switch PCB “P33A” Top side	12
4.1.2	Switch PCB “P33A” Bottom side.....	13
5	Bluetooth/Wi-Fi Module (all variants)	14
5.1	Bluetooth/Wi-Fi Module without Shielding (all variants).....	14
5.2	Bluetooth/Wi-Fi Module bottom side.....	15
6	Sub PCBs	16
6.1	Sub PCB “R”	16
6.1.1	Sub PCB “R” Top side	16
6.1.2	Sub PCB “R” Bottom side	17

Hildesheim
28 February 2020

From | Our Reference | Tel

Report
Issue
Topic A-IVI Scope 2 / 3 Internal Pictures

1 Pictures of disassembly



Hildesheim
28 February 2020

From


Our Reference

Tel

Report

Issue


Topic A-IVI Scope 2 / 3 Internal Pictures



Hildesheim
28 February 2020

From | Our Reference | Tel

Report
Issue
Topic A-IVI Scope 2 / 3 Internal Pictures



Hildesheim
28 February 2020

From | Our Reference | Tel

Report
Issue
Topic A-IVI Scope 2 / 3 Internal Pictures

