

## Photo Report on setups

### 6.5inchCluster

### Connected Instrumentation Cluster for Motorcycle

FCC ID: 2AUXS-6P5CLUSTER

IC: 25847-6P5CLUSTER

**Test Report Reference:** MDE\_BOSCH\_2004\_FCC\_Photo\_Setups

#### **Test Laboratory:**

7layers GmbH  
Borsigstrasse 11  
40880 Ratingen  
Germany



Deutsche  
Akkreditierungsstelle  
D-PL-12140-01-01  
D-PL-12140-01-02  
D-PL-12140-01-03

#### Note:

The following test results relate only to the devices specified in this document. This report shall not be reproduced in parts without the written approval of the test laboratory.

**7layers GmbH**  
Borsigstraße 11  
40880 Ratingen, Germany  
T +49 (0) 2102 749 0  
F +49 (0) 2102 749 350

Geschäftsführer/  
Managing Directors:  
Frank Spiller  
Bernhard Retka  
Alexandre Norré-Oudard

Registergericht/registered:  
Düsseldorf HRB 75554  
USt-Id.-Nr./VAT-No. DE203159652  
Steuer-Nr./TAX-No. 147/5869/0385

*a Bureau Veritas  
Group Company*

*www.7layers.com*



Photo 1: EUT, view to display side



Photo 2: Setup for conducted measurements at temporary antenna ports






Photo 3: Setup for radiated emissions < 30 MHz, front side view




Photo 4: Setup for radiated emissions < 30 MHz, rear side view




Photo 5: Setup for radiated emissions 30 MHz – 1 GHz, side view




Photo 6: Setup for radiated emissions 30 MHz – 1 GHz, rear side view





Photo 7: Setup for radiated emissions > 1 GHz, detailed view



Photo 8: Setup for radiated emissions > 1 GHz, total view