



26dB Bandwidth

Mode	WCDMA Band V(MHz)	WCDMA Band II(MHz)	WCDMA Band IV(MHz)
Mod.	RMC 12.2Kbps	RMC 12.2Kbps	RMC 12.2Kbps
Lowest CH	4.77	4.73	4.73
Middle CH	4.71	4.74	4.71
Highest CH	4.74	4.74	4.73

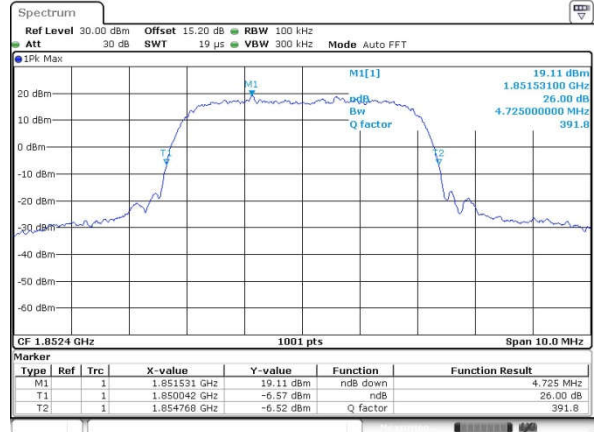
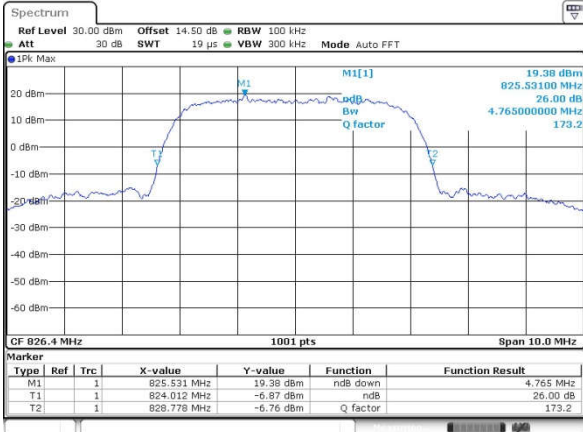


WCDMA Band V (RMC 12.2Kbps)

WCDMA Band II (RMC 12.2Kbps)

Lowest Channel

Lowest Channel

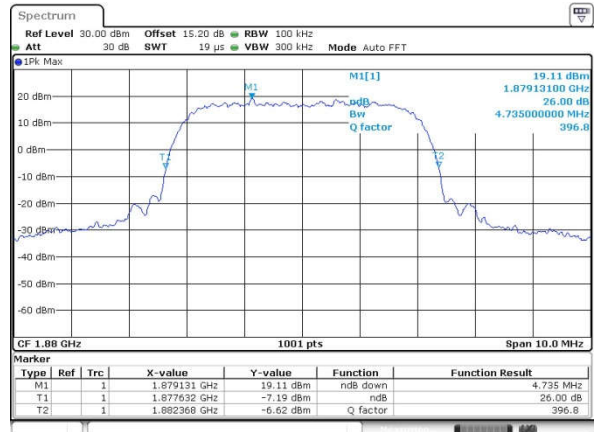
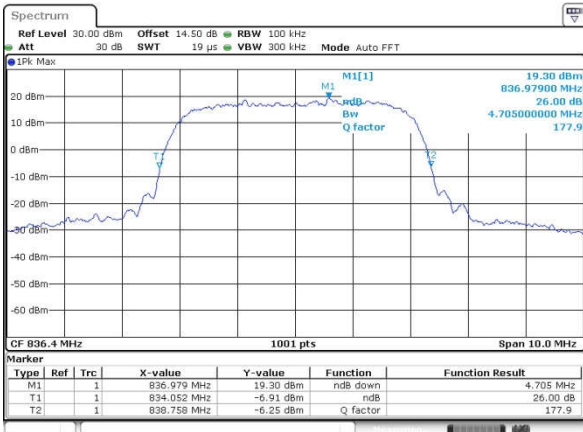


Date: 2 MAR 2022 08:25:23

Date: 2 MAR 2022 09:20:32

Middle Channel

Middle Channel

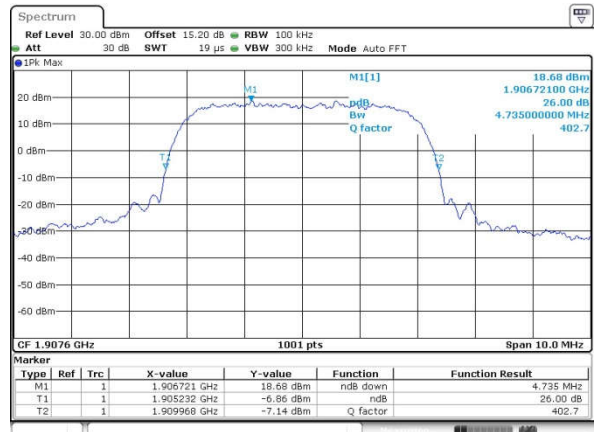
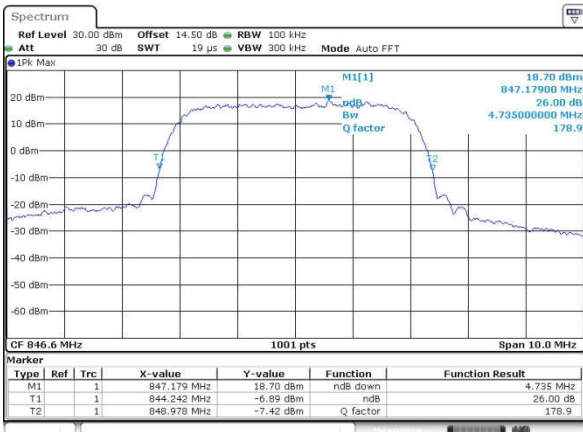


Date: 2 MAR 2022 08:26:04

Date: 2 MAR 2022 09:20:56

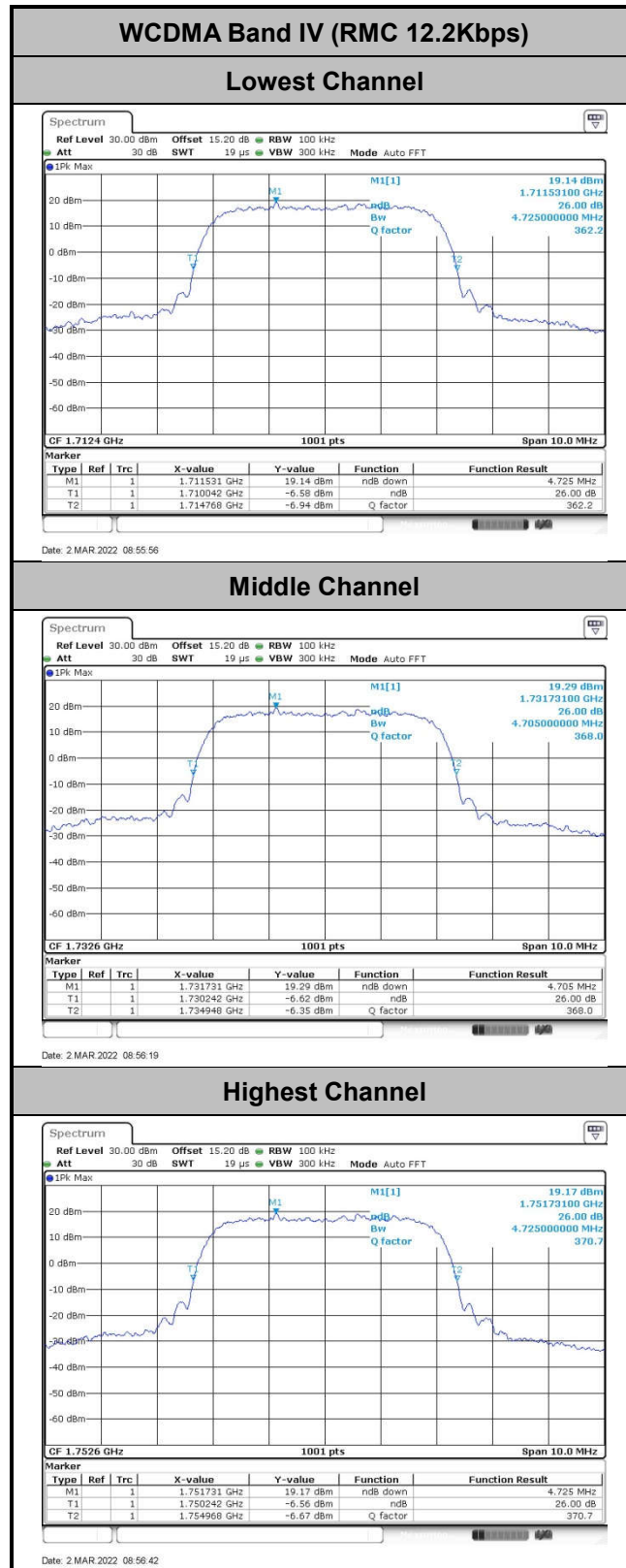
Highest Channel

Highest Channel



Date: 2 MAR 2022 08:26:28

Date: 2 MAR 2022 09:21:19





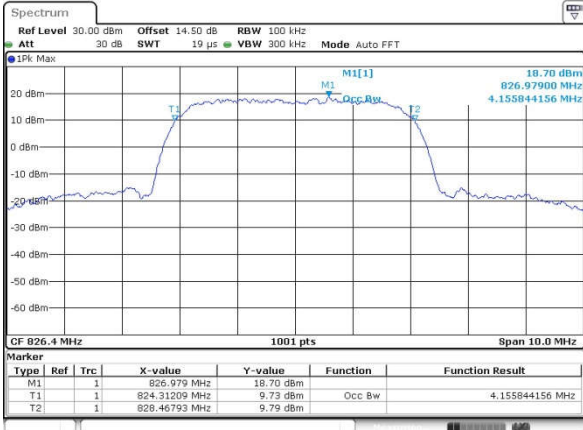
Occupied Bandwidth

Mode	WCDMA Band V(MHz)	WCDMA Band II(MHz)	WCDMA Band IV(MHz)
Mod.	RMC 12.2Kbps	RMC 12.2Kbps	RMC 12.2Kbps
Lowest CH	4.16	4.15	4.14
Middle CH	4.14	4.15	4.15
Highest CH	4.15	4.15	4.15



WCDMA Band V (RMC 12.2Kbps)

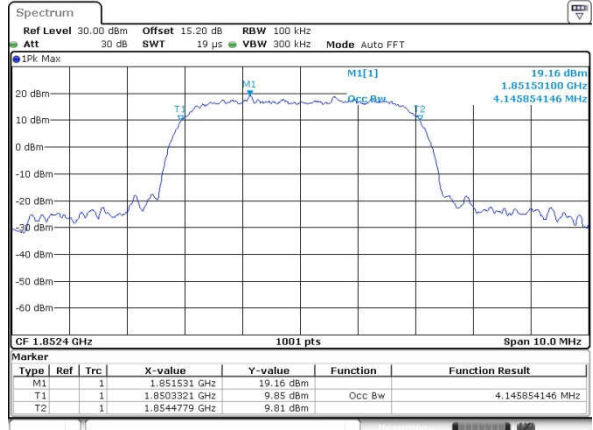
Lowest Channel



Date: 2 MAR 2022 08:26:57

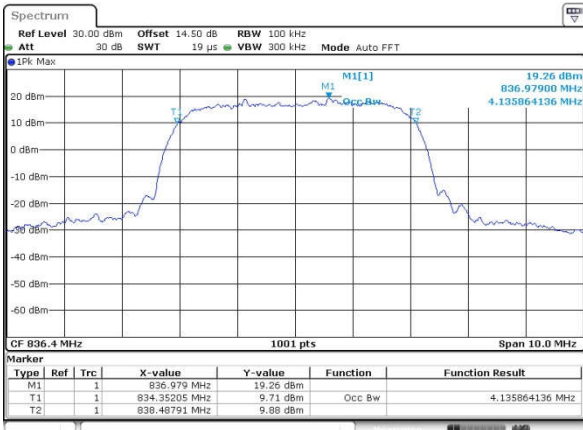
WCDMA Band II (RMC 12.2Kbps)

Lowest Channel



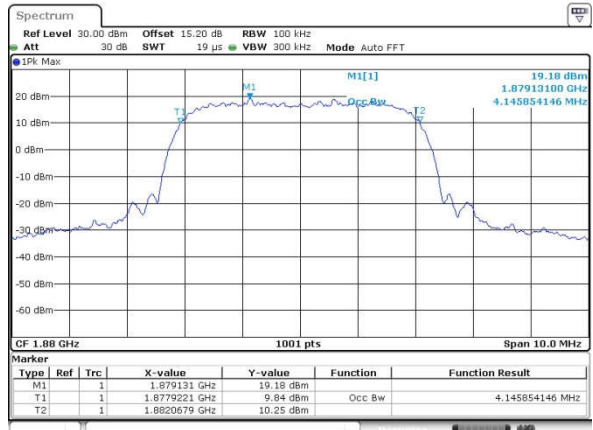
Date: 2 MAR 2022 09:23:19

Middle Channel



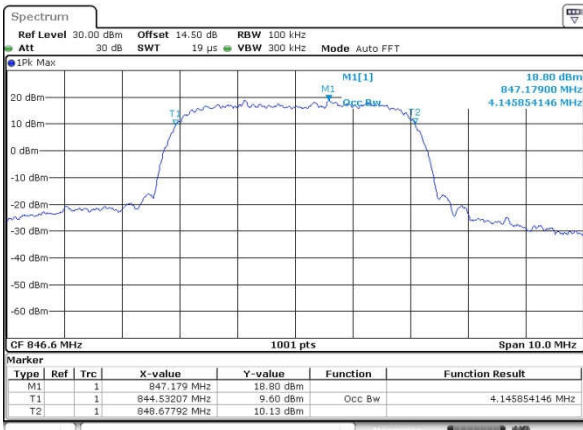
Date: 2 MAR 2022 08:27:21

Middle Channel



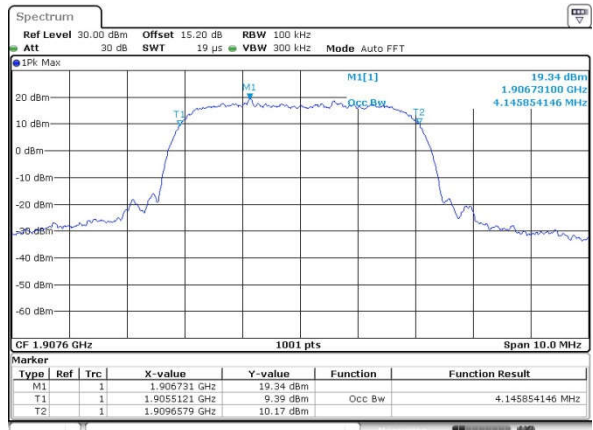
Date: 2 MAR 2022 09:23:46

Highest Channel

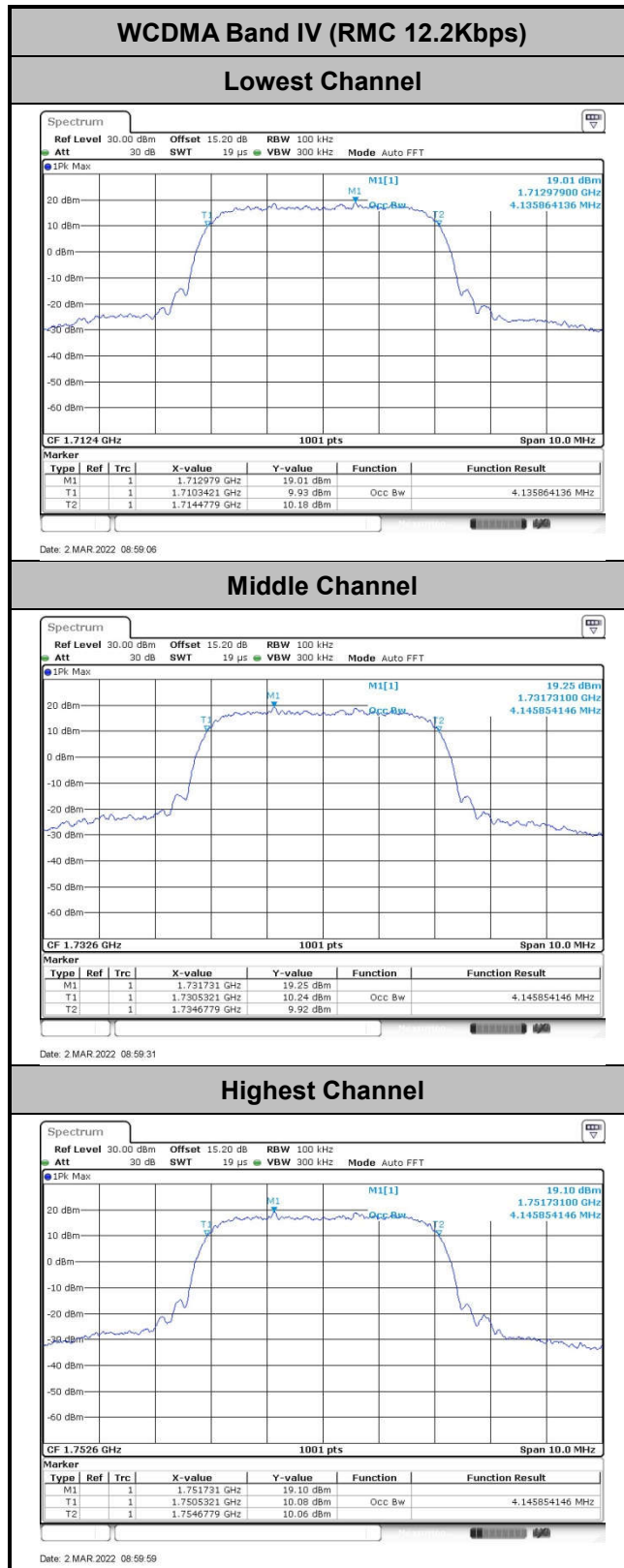


Date: 2 MAR 2022 08:27:45

Highest Channel

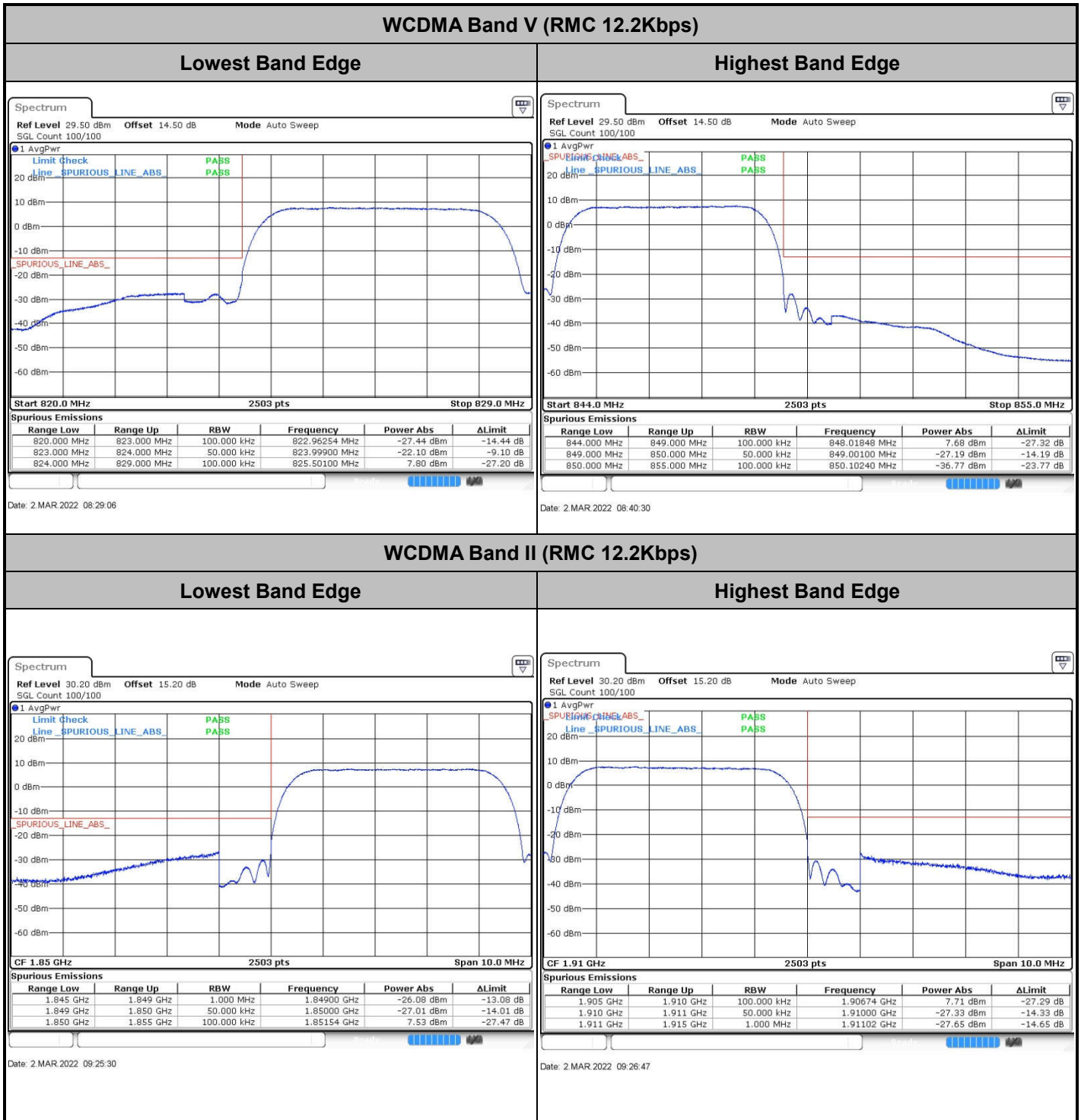


Date: 2 MAR 2022 09:24:09





Conducted Band Edge

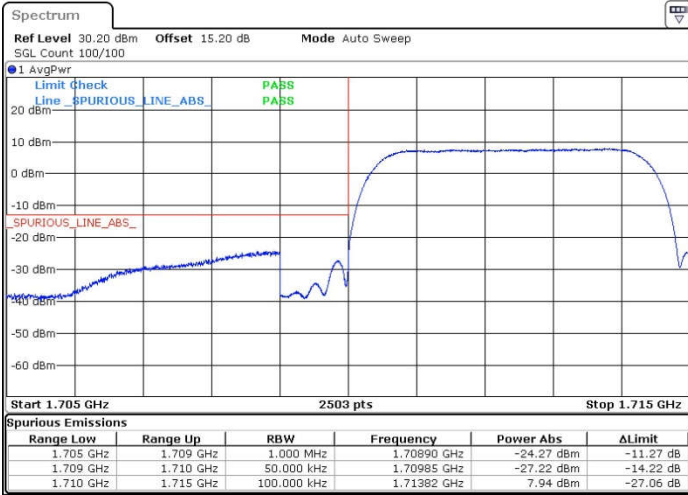




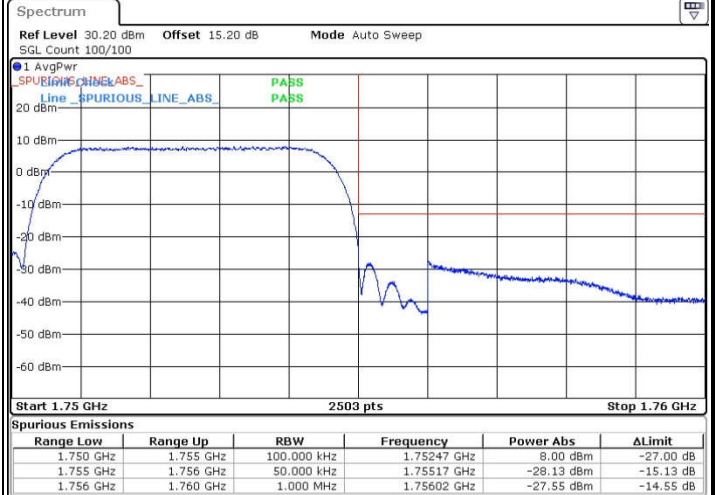
WCDMA Band IV (RMC 12.2Kbps)

Lowest Band Edge

Highest Band Edge



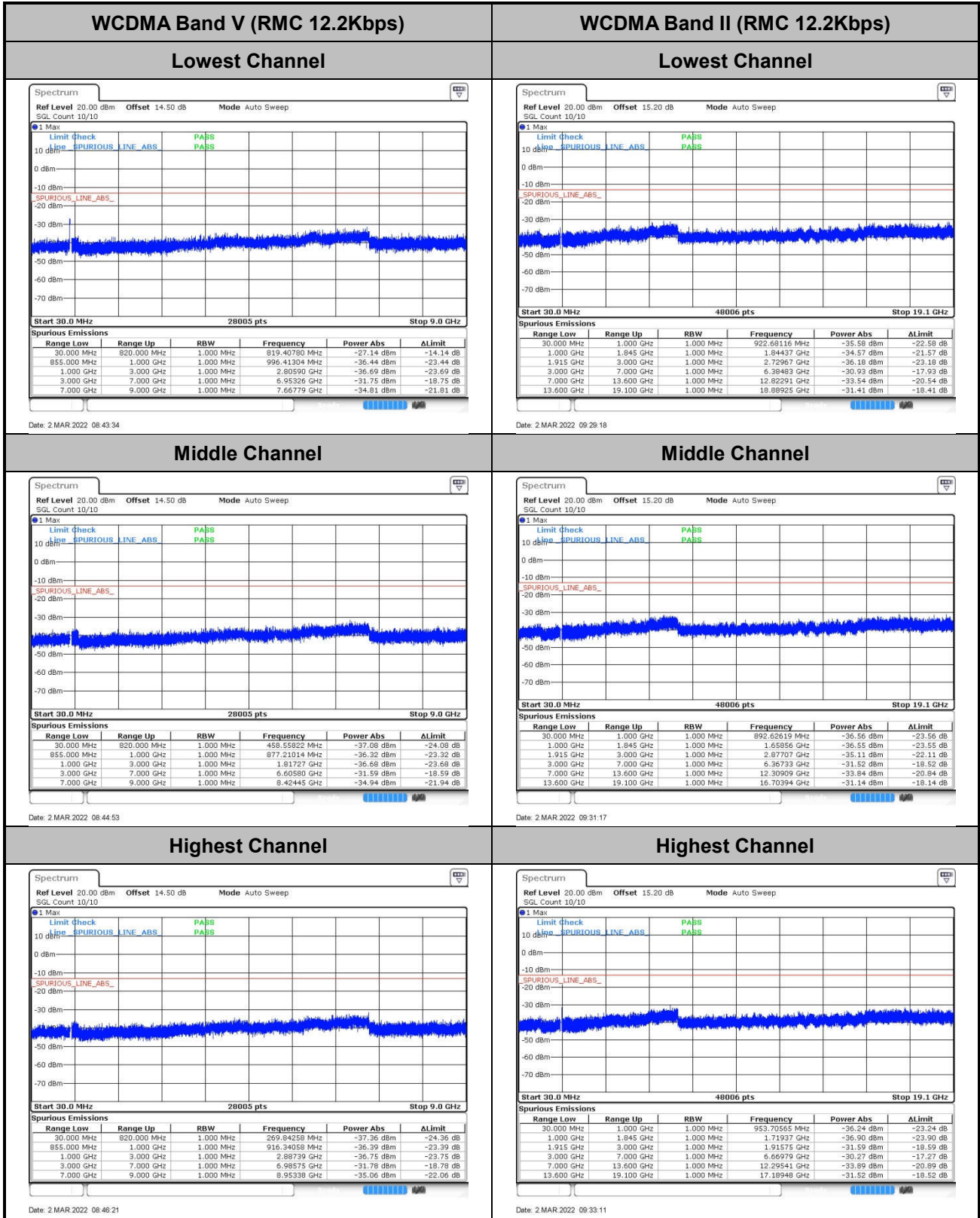
Date: 2 MAR 2022 09:01:26

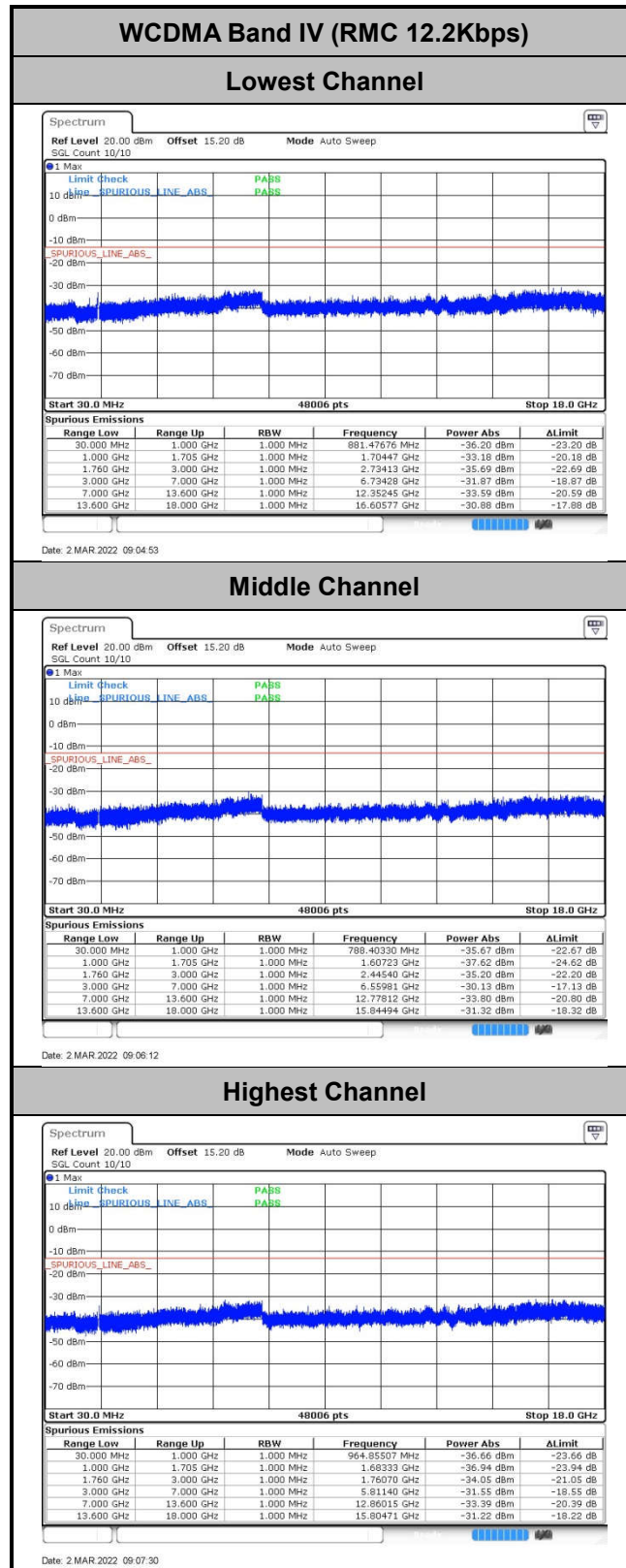


Date: 2 MAR 2022 09:02:43



Conducted Spurious Emission







Frequency Stability

Test Conditions	Middle Channel	WCDMA Band V (RMC 12.2Kbps)	Limit
Temperature (°C)	Voltage (Volt)	Deviation (ppm)	2.5ppm Result
50	Normal Voltage	0.0011	PASS
40	Normal Voltage	0.0307	
30	Normal Voltage	0.0485	
20(Ref.)	Normal Voltage	0.0010	
10	Normal Voltage	0.0029	
0	Normal Voltage	0.0340	
-10	Normal Voltage	0.0093	
-20	Normal Voltage	0.0122	
-30	Normal Voltage	0.0125	
20	Maximum Voltage	0.0218	
20	Normal Voltage	0.0176	
20	Battery End Point	0.0003	

Test Conditions	Middle Channel	WCDMA Band II (RMC 12.2Kbps)	Limit
Temperature (°C)	Voltage (Volt)	Deviation (ppm)	Note 2. Result
50	Normal Voltage	0.0169	PASS
40	Normal Voltage	0.0136	
30	Normal Voltage	0.0144	
20(Ref.)	Normal Voltage	0.0000	
10	Normal Voltage	0.0155	
0	Normal Voltage	0.0106	
-10	Normal Voltage	0.0047	
-20	Normal Voltage	0.0072	
-30	Normal Voltage	0.0269	
20	Maximum Voltage	0.0158	
20	Normal Voltage	0.0126	
20	Battery End Point	0.0019	



Test Conditions Temperature (°C)	Middle Channel Voltage (Volt)	WCDMA Band IV (RMC 12.2Kbps)	Limit Note 2.
		Deviation (ppm)	Result
50	Normal Voltage	0.0058	PASS
40	Normal Voltage	0.0136	
30	Normal Voltage	0.0022	
20(Ref.)	Normal Voltage	0.0000	
10	Normal Voltage	0.0007	
0	Normal Voltage	0.0044	
-10	Normal Voltage	0.0177	
-20	Normal Voltage	0.0100	
-30	Normal Voltage	0.0061	
20	Maximum Voltage	0.0028	
20	Normal Voltage	0.0029	
20	Battery End Point	0.0228	

Note:

1. Normal Voltage = 3.85V ; Battery End Point (BEP) =3.5V. ; Maximum Voltage =4.4V
2. The frequency fundamental emissions stay within the authorized frequency block based on the frequency deviation measured is small.



Appendix B. Test Results of Radiated Test

Radiated Spurious Emission

Test Engineer :	Chris Chen	Temperature :	22~23°C
		Relative Humidity :	41~42%

GSM850 (GSM)								
Channel	Frequency (MHz)	ERP (dBm)	Limit (dBm)	Over Limit (dB)	S.G. Power (dBm)	TX Cable loss (dB)	TX Antenna Gain (dBi)	Polarization (H/V)
Middle	1672	-50.93	-13	-37.93	-57.90	1.58	10.70	H
	2508	-44.92	-13	-31.92	-53.17	2.102	12.50	H
	3348	-55.11	-13	-42.11	-64.00	2.856	13.90	H
	1672	-51.05	-13	-38.05	-58.02	1.58	10.70	V
	2508	-42.56	-13	-29.56	-50.81	2.10	12.50	V
	3348	-54.50	-13	-41.50	-63.39	2.86	13.90	V

Remark: Spurious emissions within 30-1000MHz were found more than 20dB below limit line.

GSM850 (EDGE 1 Tx slots)								
Channel	Frequency (MHz)	ERP (dBm)	Limit (dBm)	Over Limit (dB)	S.G. Power (dBm)	TX Cable loss (dB)	TX Antenna Gain (dBi)	Polarization (H/V)
Middle	1672	-52.03	-13	-39.03	-59.00	1.58	10.70	H
	2512	-44.82	-13	-31.82	-53.07	2.102	12.50	H
	3344	-57.29	-13	-44.29	-66.18	2.856	13.90	H
	1672	-59.21	-13	-46.21	-66.18	1.58	10.70	V
	2512	-47.52	-13	-34.52	-55.77	2.10	12.50	V
	3344	-56.90	-13	-43.90	-65.79	2.86	13.90	V

Remark: Spurious emissions within 30-1000MHz were found more than 20dB below limit line.

GSM1900 (GSM)								
Channel	Frequency (MHz)	EIRP (dBm)	Limit (dBm)	Over Limit (dB)	S.G. Power (dBm)	TX Cable loss (dB)	TX Antenna Gain (dBi)	Polarization (H/V)
Middle	3765	-51.07	-13	-38.07	-63.33	2.64	14.90	H
	5640	-36.53	-13	-23.53	-48.39	2.94	14.80	H
	7515	-52.15	-13	-39.15	-61.92	3.39	13.16	H
	3765	-50.81	-13	-37.81	-63.07	2.64	14.90	V
	5640	-41.37	-13	-28.37	-53.23	2.94	14.80	V
	7515	-52.28	-13	-39.28	-62.05	3.39	13.16	V

Remark: Spurious emissions within 30-1000MHz were found more than 20dB below limit line.



GSM1900 (EDGE 1 Tx slots)								
Channel	Frequency (MHz)	EIRP (dBm)	Limit (dBm)	Over Limit (dB)	S.G. Power (dBm)	TX Cable loss (dB)	TX Antenna Gain (dBi)	Polarization (H/V)
Middle	3765	-52.10	-13	-39.10	-64.36	2.64	14.90	H
	5640	-40.19	-13	-27.19	-52.05	2.94	14.80	H
	7515	-51.98	-13	-38.98	-61.75	3.39	13.16	H
	3765	-49.64	-13	-36.64	-61.90	2.64	14.90	V
	5640	-39.35	-13	-26.35	-51.21	2.94	14.80	V
	7515	-51.82	-13	-38.82	-61.59	3.39	13.16	V

Remark: Spurious emissions within 30-1000MHz were found more than 20dB below limit line.

WCDMA Band V(RMC 12.2Kbps)								
Channel	Frequency (MHz)	ERP (dBm)	Limit (dBm)	Over Limit (dB)	S.G. Power (dBm)	TX Cable loss (dB)	TX Antenna Gain (dBi)	Polarization (H/V)
Middle	1672	-59.00	-13	-46.00	-65.97	1.58	10.70	H
	2512	-59.73	-13	-46.73	-67.98	2.102	12.50	H
	3344	-59.44	-13	-46.44	-68.33	2.856	13.90	H
	1672	-61.12	-13	-48.12	-68.09	1.58	10.70	V
	2512	-57.40	-13	-44.40	-65.65	2.10	12.50	V
	3344	-59.18	-13	-46.18	-68.07	2.86	13.90	V

Remark: Spurious emissions within 30-1000MHz were found more than 20dB below limit line.

WCDMA Band II(RMC 12.2Kbps)								
Channel	Frequency (MHz)	EIRP (dBm)	Limit (dBm)	Over Limit (dB)	S.G. Power (dBm)	TX Cable loss (dB)	TX Antenna Gain (dBi)	Polarization (H/V)
Middle	3765	-55.65	-13	-42.65	-67.91	2.64	14.90	H
	5640	-50.64	-13	-37.64	-62.50	2.94	14.80	H
	7515	-49.52	-13	-36.52	-59.29	3.39	13.16	H
	3765	-54.73	-13	-41.73	-66.99	2.64	14.90	V
	5640	-48.75	-13	-35.75	-60.61	2.94	14.80	V
	7515	-48.40	-13	-35.40	-58.17	3.39	13.16	V

Remark: Spurious emissions within 30-1000MHz were found more than 20dB below limit line.



WCDMA Band IV(RMC 12.2Kbps)								
Channel	Frequency (MHz)	EIRP (dBm)	Limit (dBm)	Over Limit (dB)	S.G. Power (dBm)	TX Cable loss (dB)	TX Antenna Gain (dBi)	Polarization (H/V)
Middle	3465	-57.08	-13	-44.08	-67.82	2.604	13.34	H
	5190	-51.33	-13	-38.33	-61.84	3.011	13.52	H
	6930	-51.71	-13	-38.71	-61.91	3.271	13.47	H
	3465	-57.30	-13	-44.30	-68.04	2.604	13.34	V
	5190	-52.54	-13	-39.54	-63.05	3.011	13.52	V
	6930	-48.91	-13	-35.91	-59.11	3.271	13.47	V

Remark: Spurious emissions within 30-1000MHz were found more than 20dB below limit line.