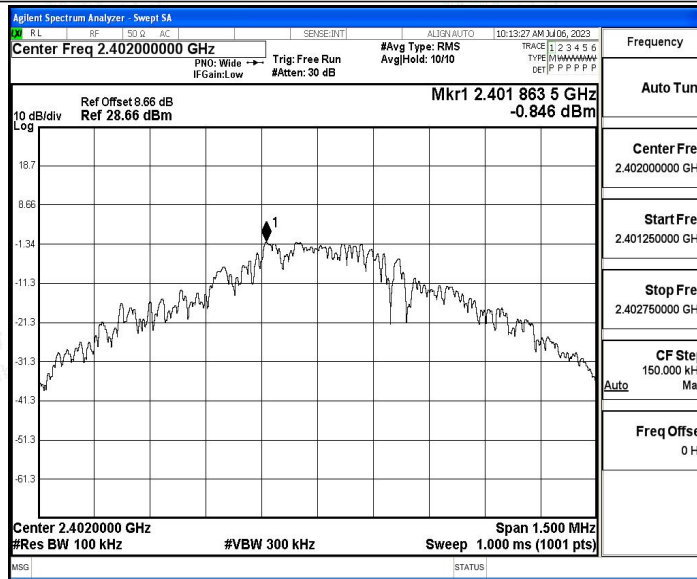


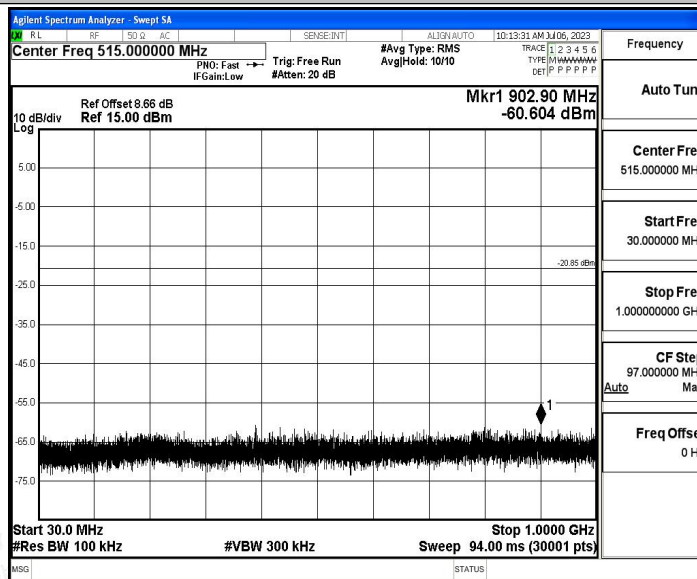


Test Graphs

DH5_Ant1_2402_0~Reference

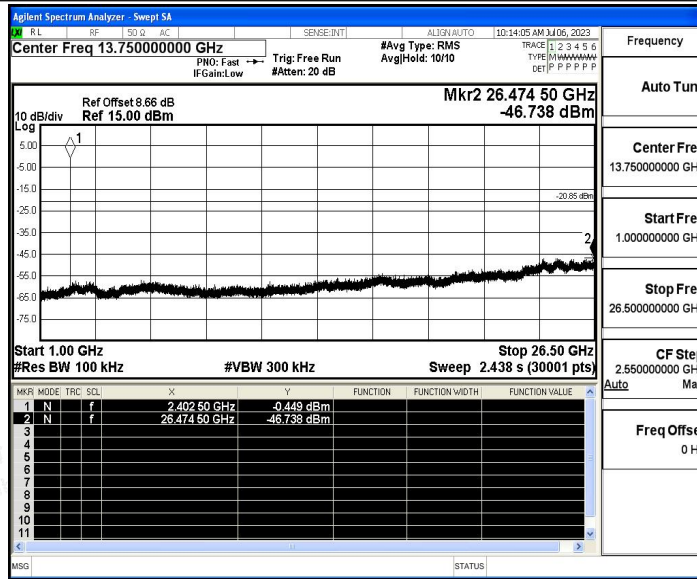


DH5_Ant1_2402_30~1000

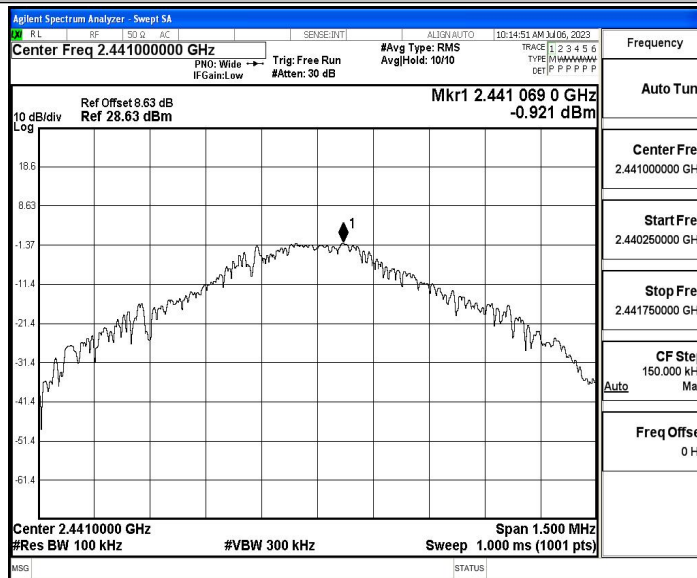


DH5_Ant1_2402_1000~26500



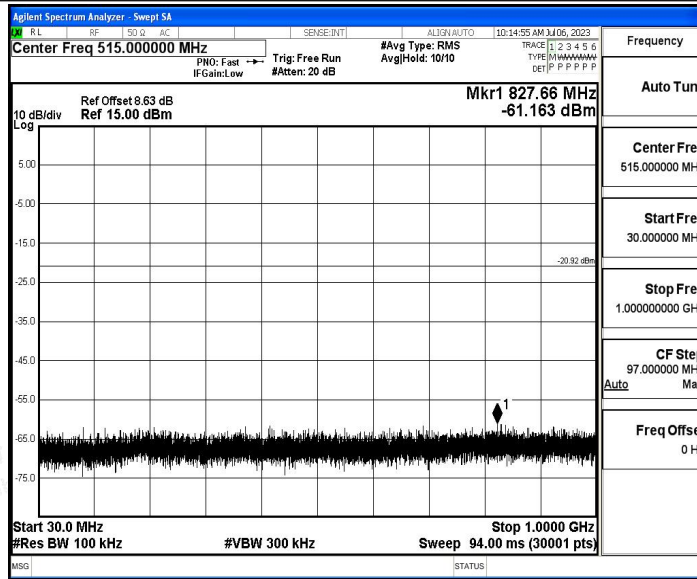


DH5_Ant1_2441_0~Reference

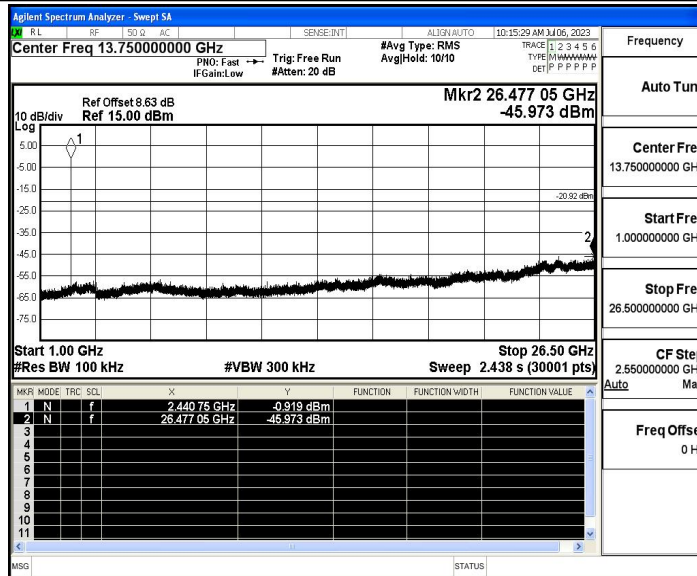


DH5_Ant1_2441_30~1000



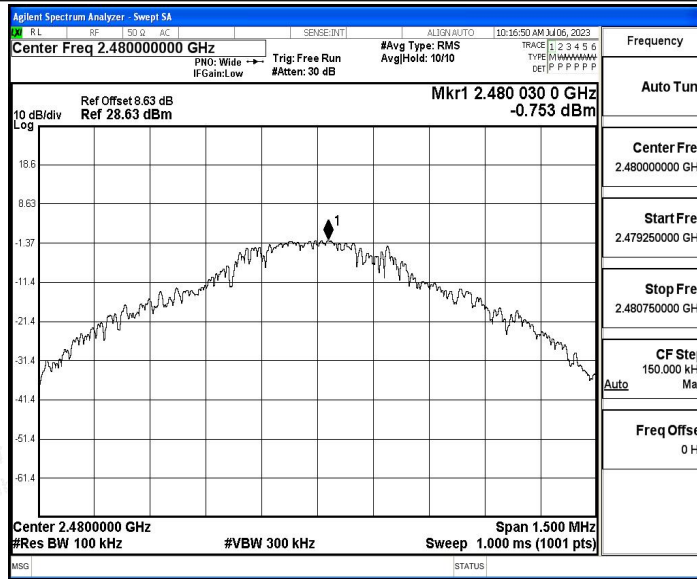


DH5_Ant1_2441_1000~26500

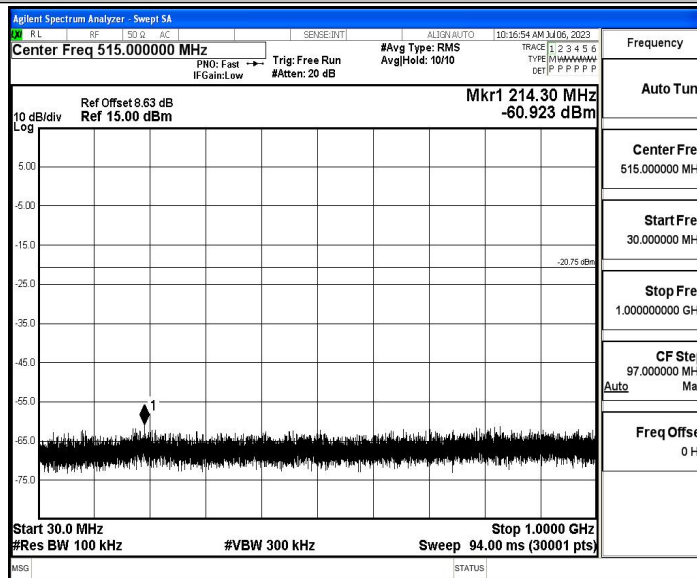


DH5_Ant1_2480_0~Reference



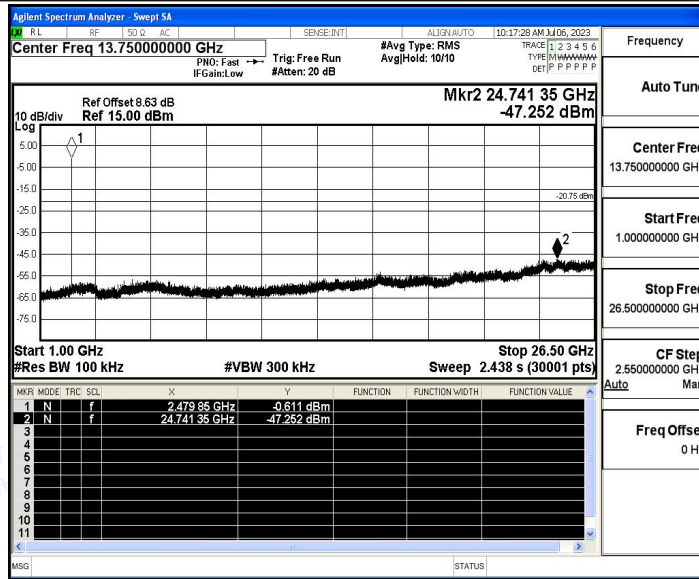


DH5_Ant1_2480_30~1000

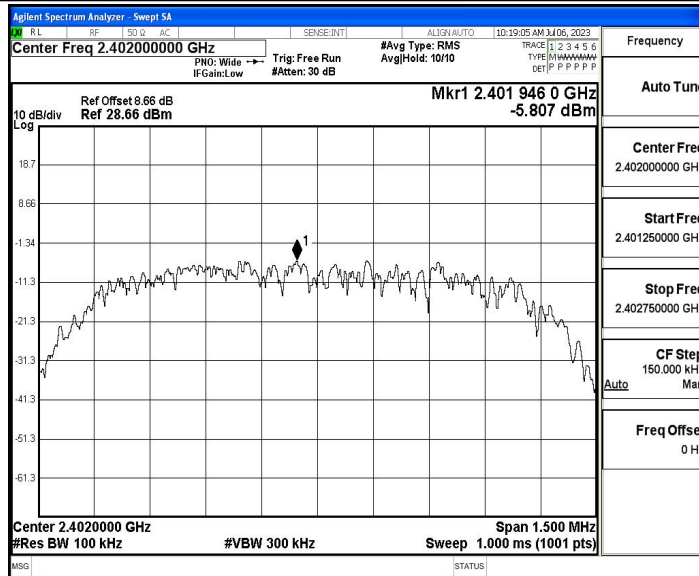


DH5_Ant1_2480_1000~26500



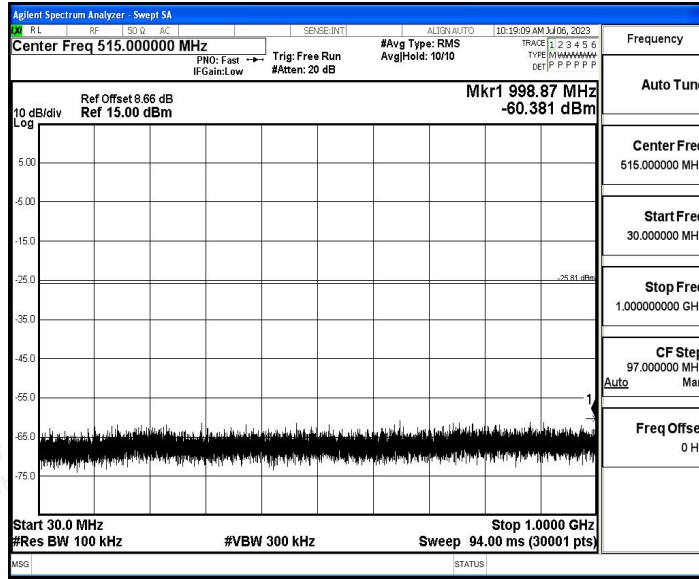


2DH5_Ant1_2402_0~Reference

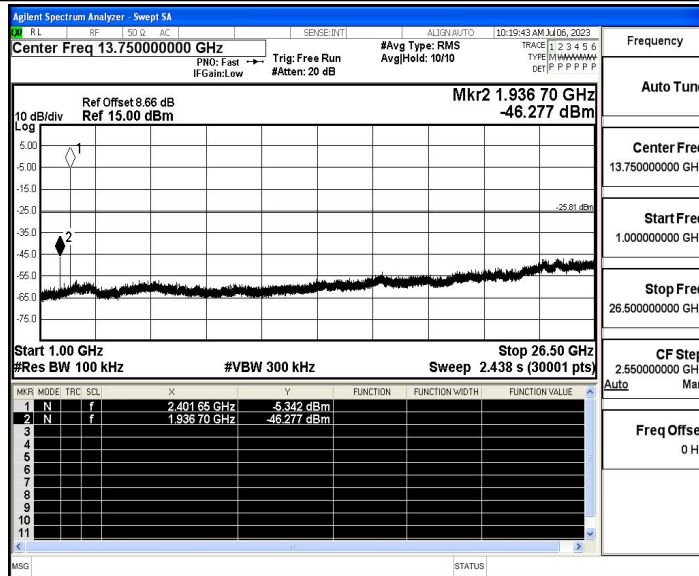


2DH5_Ant1_2402_30~1000



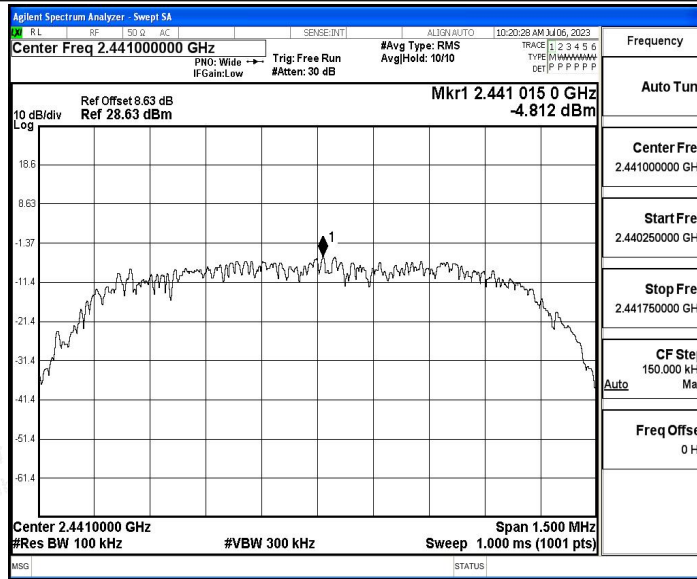


2DH5_Ant1_2402_1000~26500

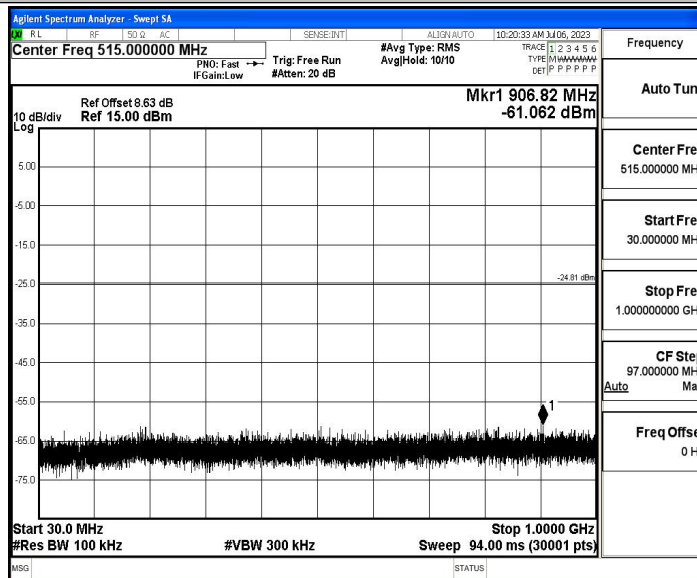


2DH5_Ant1_2441_0~Reference



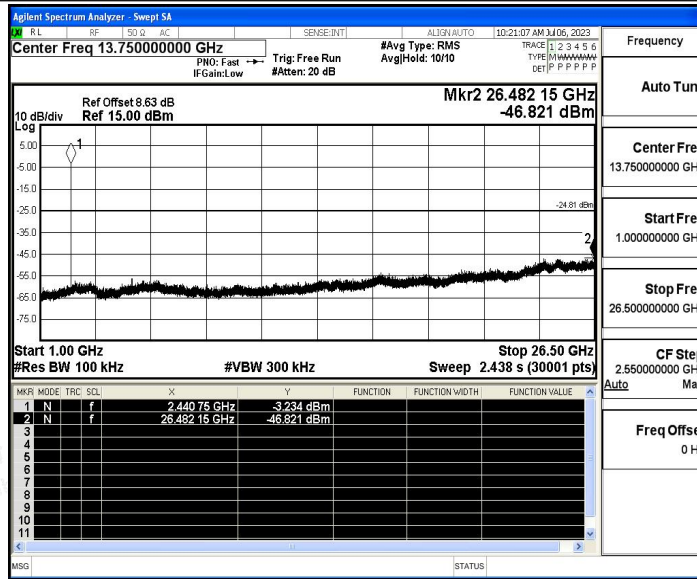


2DH5_Ant1_2441_30~1000

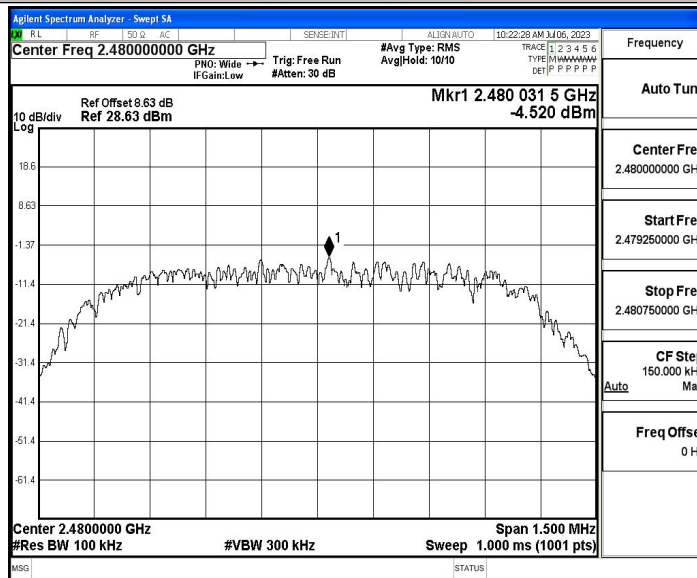


2DH5_Ant1_2441_1000~26500



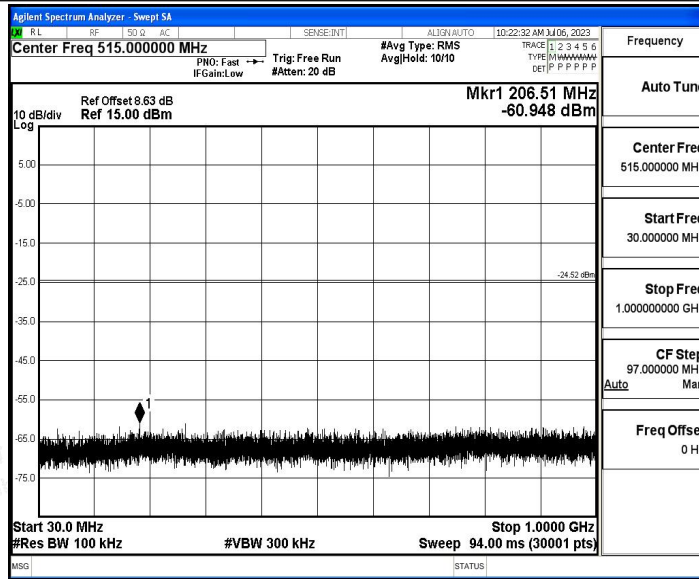


2DH5_Ant1_2480_0~Reference

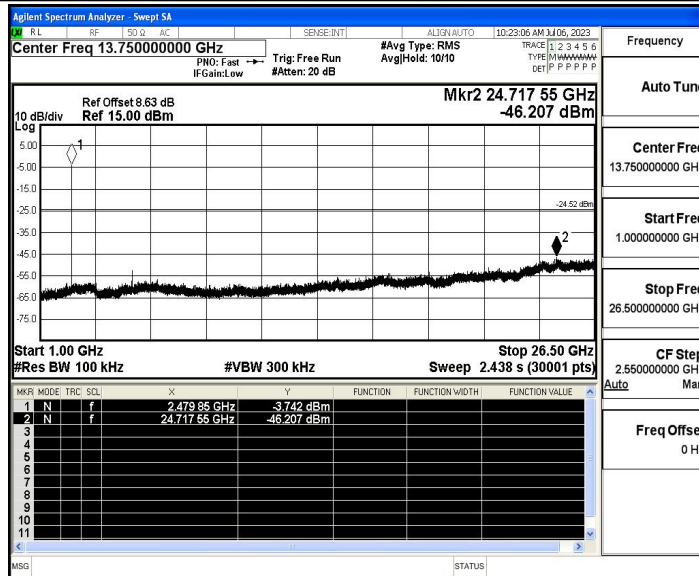


2DH5_Ant1_2480_30~1000



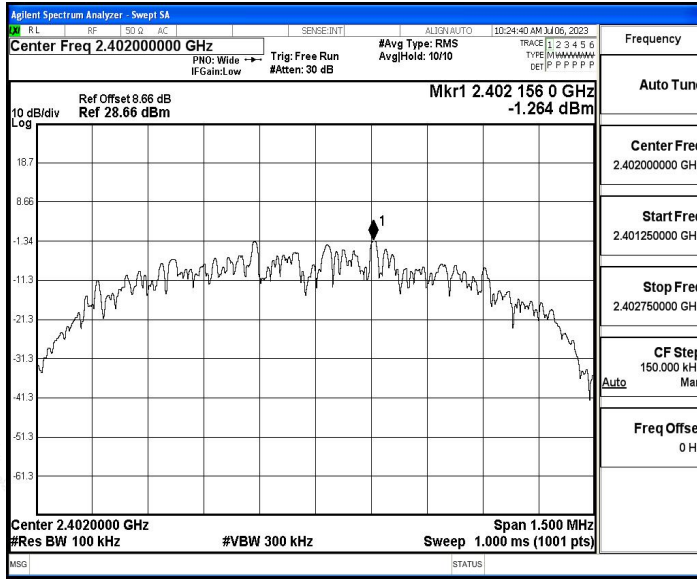


2DH5_Ant1_2480_1000~26500

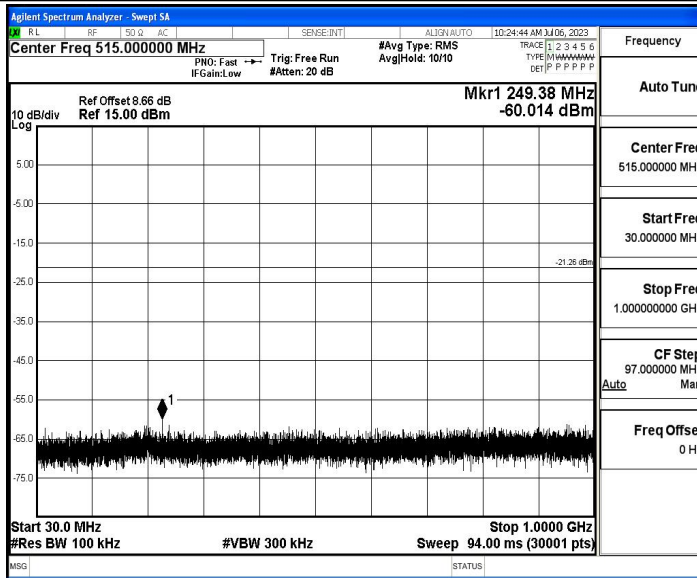


3DH5_Ant1_2402_0~Reference



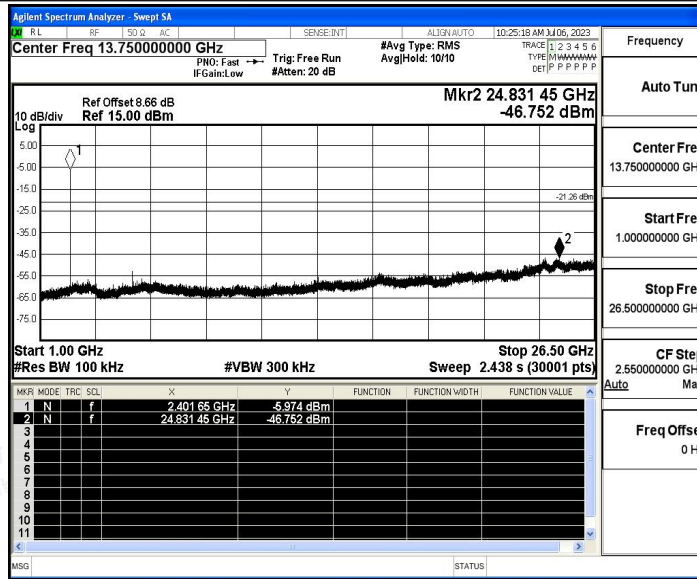


3DH5_Ant1_2402_30~1000

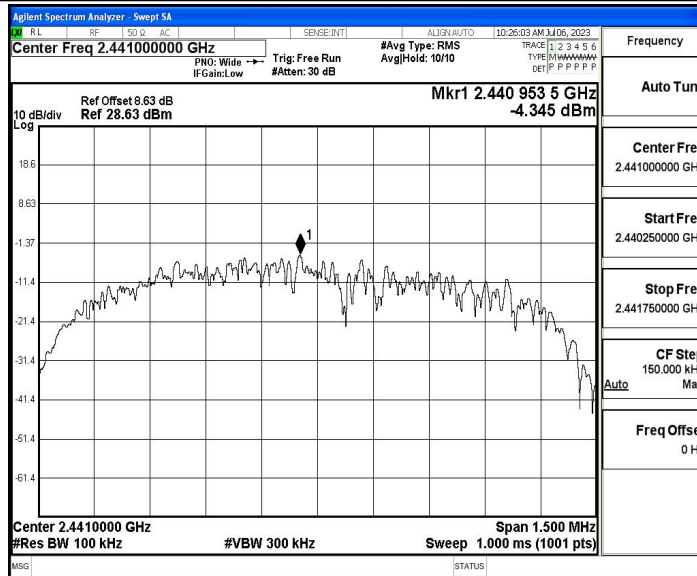


3DH5_Ant1_2402_1000~26500



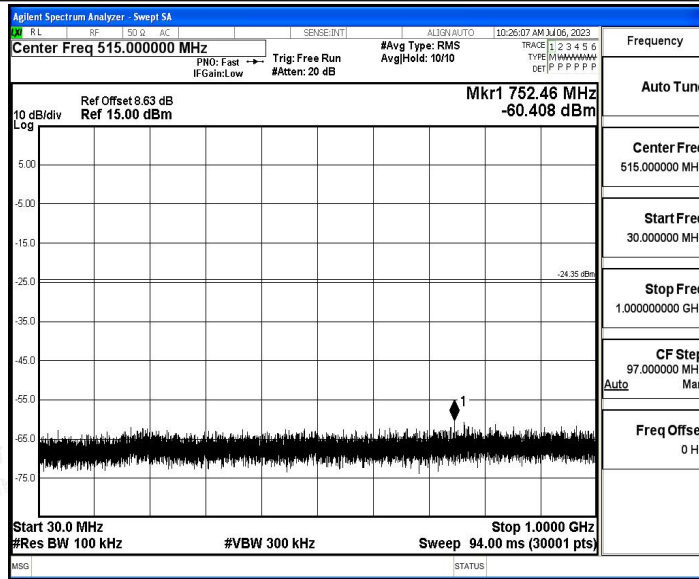


3DH5_Ant1_2441_0~Reference

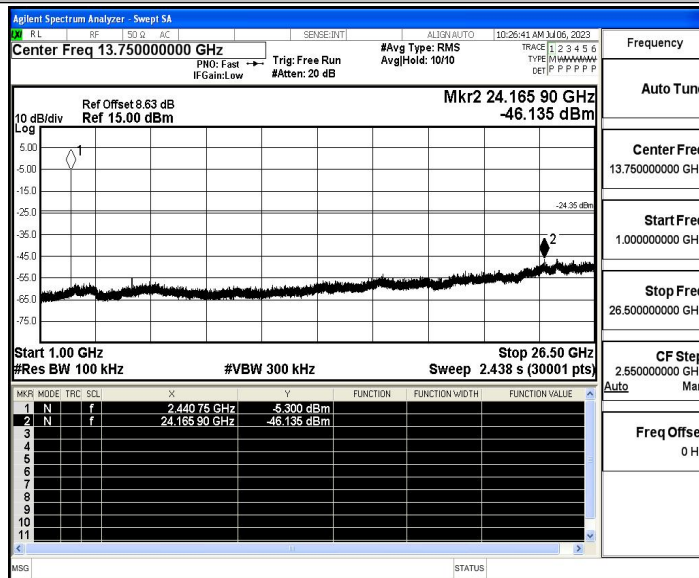


3DH5_Ant1_2441_30~1000



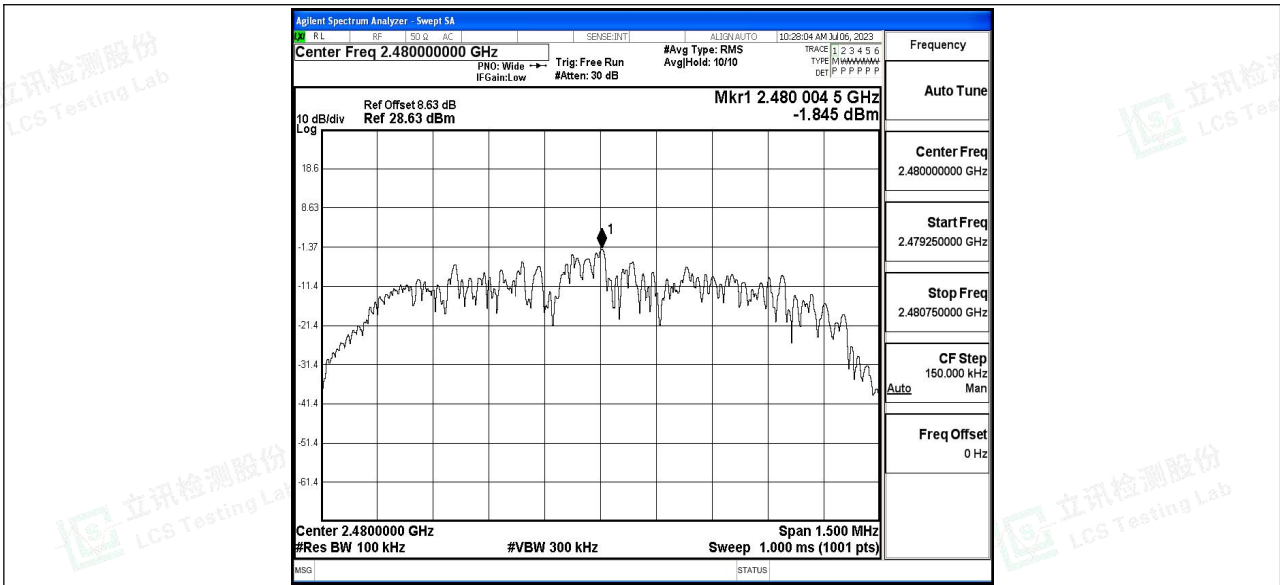


3DH5_Ant1_2441_1000~26500

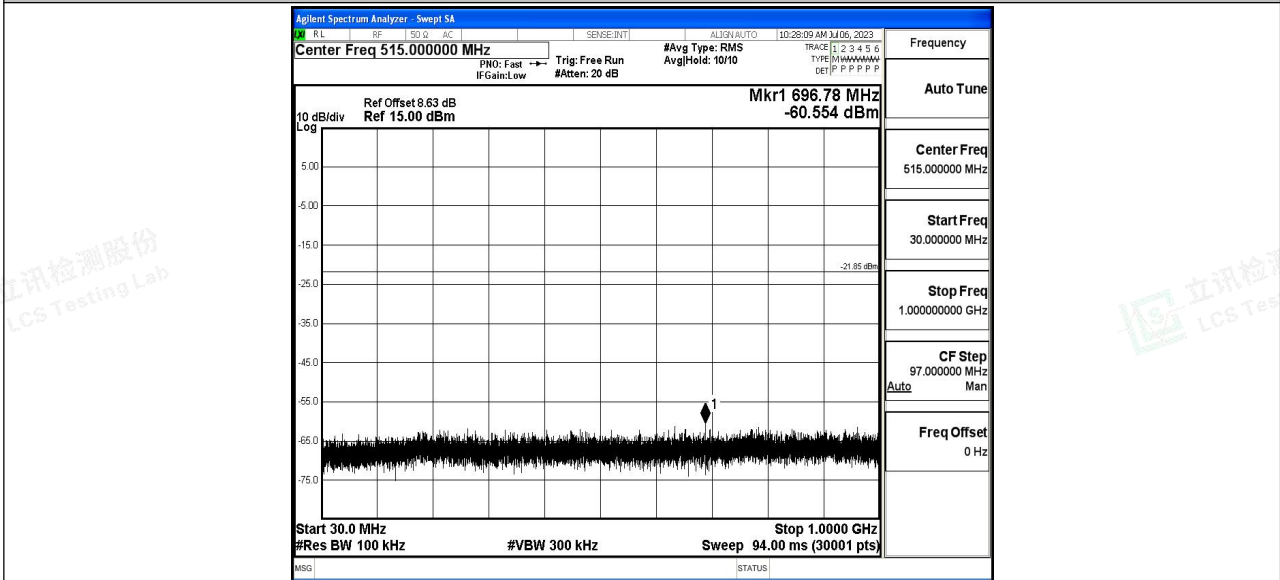


3DH5_Ant1_2480_0~Reference



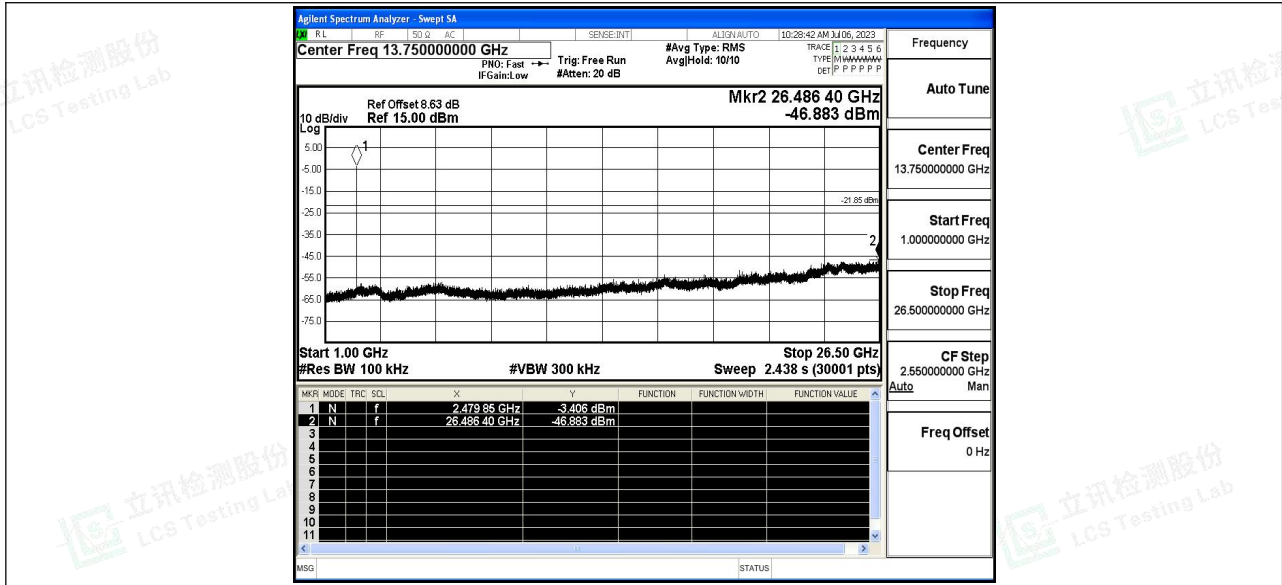


3DH5_Ant1_2480_30~1000



3DH5_Ant1_2480_1000~26500







A.8 Emissions in Restricted Bands

Test Result

TestMode	Antenna	ChName	Frequency[MHz]	Detector	Freq [MHz]	Result [dBm]	Limit [dBm]	Result [dBuV/m]	Limit [dBuV/m]	Verdict
DH5	Ant1	Low	2402	AV	2310.000	-48.11	≤-41.20	47.09	≤54	PASS
				AV	2387.570	-47.68	≤-41.20	47.52	≤54	PASS
				AV	2390.000	-47.74	≤-41.20	47.46	≤54	PASS
				Peak	2310.000	-42.47	≤-21.20	52.73	≤74	PASS
				Peak	2339.690	-38.33	≤-21.20	56.87	≤74	PASS
				Peak	2390.000	-41.53	≤-21.20	53.67	≤74	PASS
		High	2480	AV	2483.500	-47.28	≤-41.20	47.92	≤54	PASS
				AV	2497.440	-47	≤-41.20	48.20	≤54	PASS
				AV	2500.000	-47.25	≤-41.20	47.95	≤54	PASS
				Peak	2483.500	-39.95	≤-21.20	55.25	≤74	PASS
				Peak	2488.560	-38.1	≤-21.20	57.10	≤74	PASS
				Peak	2500.000	-39.94	≤-21.20	55.26	≤74	PASS
		Low	Hop_2402	Peak	2310.000	-37.86	≤-21.20	57.34	≤74	PASS
				Peak	2348.720	-37.02	≤-21.20	58.18	≤74	PASS
				Peak	2390.000	-39.35	≤-21.20	55.85	≤74	PASS
		High	Hop_2480	Peak	2483.500	-38.97	≤-21.20	56.23	≤74	PASS
				Peak	2484.480	-37.34	≤-21.20	57.86	≤74	PASS
				Peak	2500.000	-38.72	≤-21.20	56.48	≤74	PASS
2DH5	Ant1	Low	2402	AV	2310.000	-48.13	≤-41.20	47.07	≤54	PASS
				AV	2388.095	-47.67	≤-41.20	47.53	≤54	PASS
				AV	2390.000	-47.83	≤-41.20	47.37	≤54	PASS
				Peak	2310.000	-42.01	≤-21.20	53.19	≤74	PASS
				Peak	2372.450	-38.71	≤-21.20	56.49	≤74	PASS
				Peak	2390.000	-40.75	≤-21.20	54.45	≤74	PASS
		High	2480	AV	2483.500	-47.18	≤-41.20	48.02	≤54	PASS
				AV	2499.600	-47.1	≤-41.20	48.10	≤54	PASS
				AV	2500.000	-47.2	≤-41.20	48.00	≤54	PASS
				Peak	2483.500	-41.45	≤-21.20	53.75	≤74	PASS
				Peak	2494.960	-38.7	≤-21.20	56.50	≤74	PASS
				Peak	2500.000	-42.29	≤-21.20	52.91	≤74	PASS
		Low	Hop_2402	Peak	2310.000	-40.36	≤-21.20	54.84	≤74	PASS
				Peak	2346.305	-37.55	≤-21.20	57.65	≤74	PASS
				Peak	2390.000	-39.25	≤-21.20	55.95	≤74	PASS
		High	Hop_2480	Peak	2483.500	-39.18	≤-21.20	56.02	≤74	PASS
				Peak	2494.560	-37	≤-21.20	58.20	≤74	PASS
				Peak	2500.000	-39.35	≤-21.20	55.85	≤74	PASS
3DH5	Ant1	Low	2402	AV	2310.000	-48.18	≤-41.20	47.02	≤54	PASS





			AV	2385.365	-47.55	≤-41.20	47.65	≤54	PASS
			AV	2390.000	-47.81	≤-41.20	47.39	≤54	PASS
			Peak	2310.000	-43.62	≤-21.20	51.58	≤74	PASS
			Peak	2364.155	-38.36	≤-21.20	56.84	≤74	PASS
			Peak	2390.000	-44.53	≤-21.20	50.67	≤74	PASS
	High	2480	AV	2483.500	-47.23	≤-41.20	47.97	≤54	PASS
			AV	2498.960	-47.15	≤-41.20	48.05	≤54	PASS
			AV	2500.000	-47.15	≤-41.20	48.05	≤54	PASS
			Peak	2483.500	-42.46	≤-21.20	52.74	≤74	PASS
			Peak	2493.280	-36.64	≤-21.20	58.56	≤74	PASS
	Low	Hop_240 2	Peak	2310.000	-39.97	≤-21.20	55.23	≤74	PASS
			Peak	2330.975	-37.1	≤-21.20	58.10	≤74	PASS
			Peak	2390.000	-40.23	≤-21.20	54.97	≤74	PASS
	High	Hop_248 0	Peak	2483.500	-37.72	≤-21.20	57.48	≤74	PASS
			Peak	2499.280	-37.15	≤-21.20	58.05	≤74	PASS
			Peak	2500.000	-38.37	≤-21.20	56.83	≤74	PASS

Note:

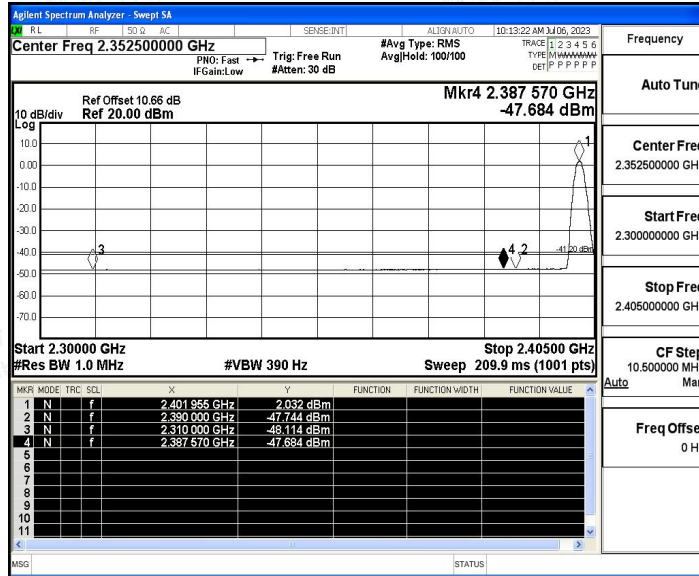
1. The Antenna Gain is compensated in the graph.
2. The limit in dBm for average detector is conversion from 54dBuV/m, according to 15.209(a). The limit in dBm for peak detector is 20dB above the limit of average detector in dBm.



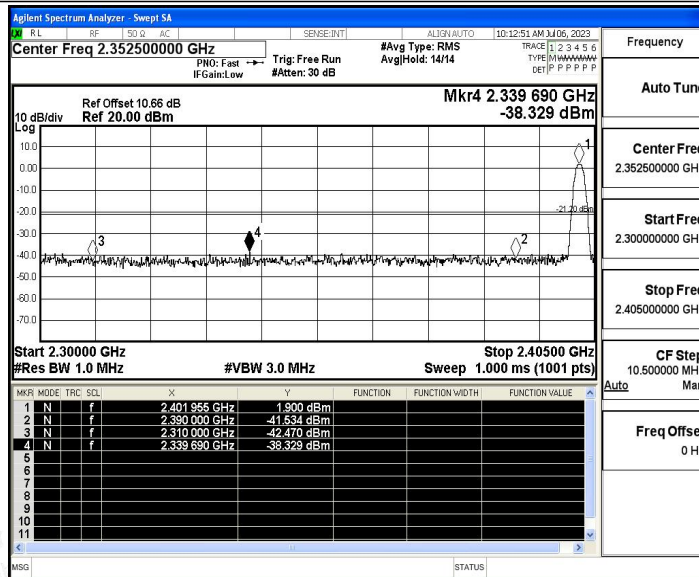


Test Graphs

DH5_Ant1_Low_2402_AV

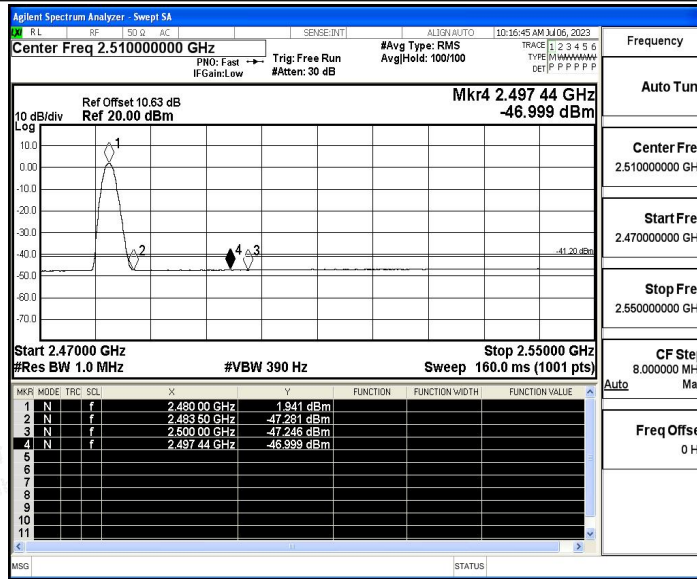


DH5_Ant1_Low_2402_Peak

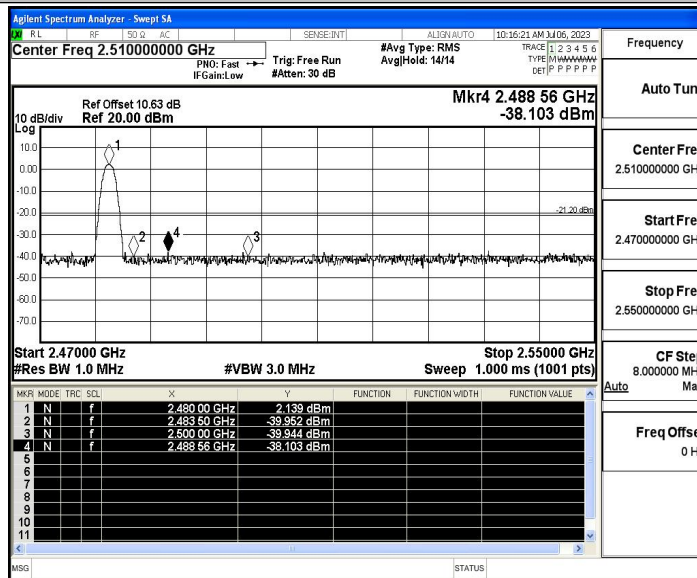


DH5_Ant1_High_2480_AV



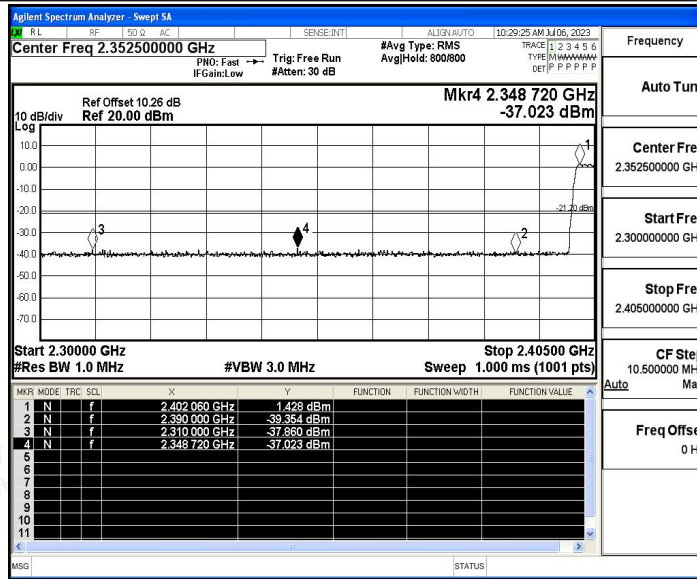


DH5_Ant1_High_2480_Peak

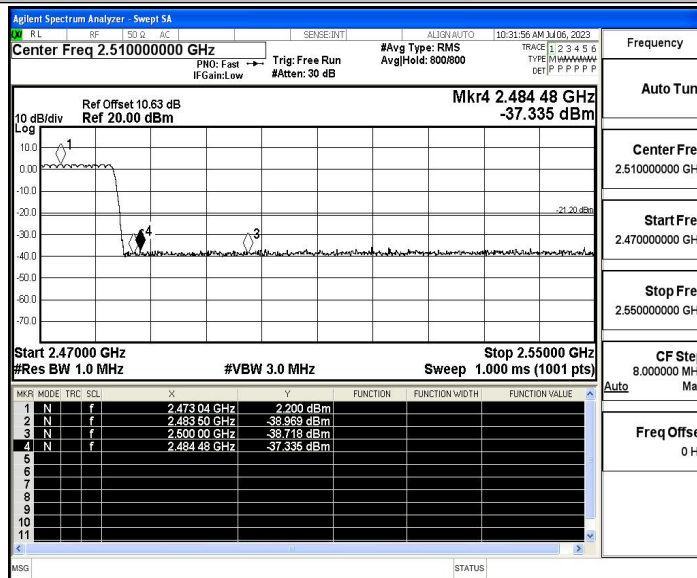


DH5_Ant1_Low_Hop_2402_Peak



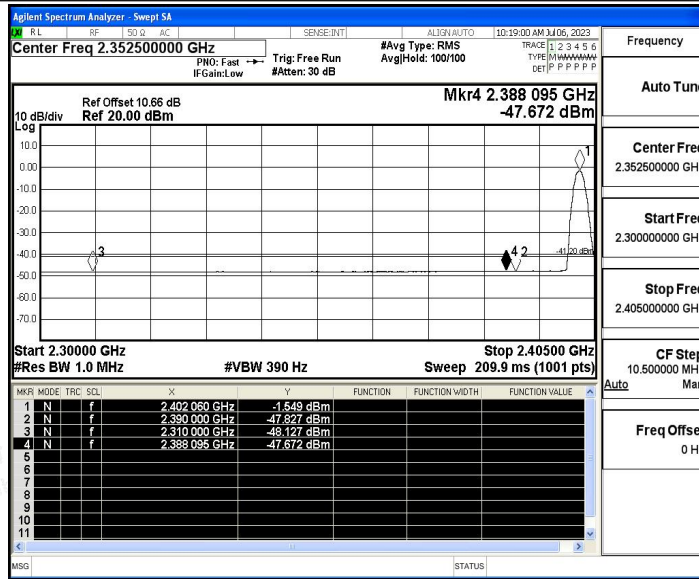


DH5_Ant1_High_Hop_2480_Peak

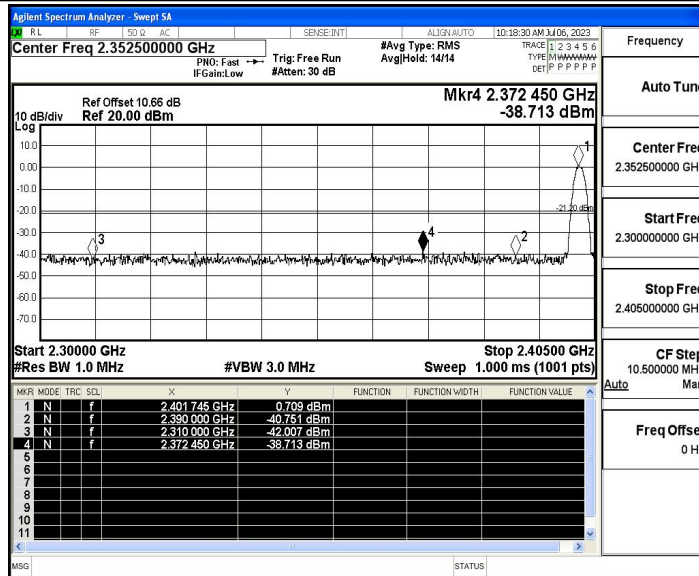


2DH5_Ant1_Low_2402_AV



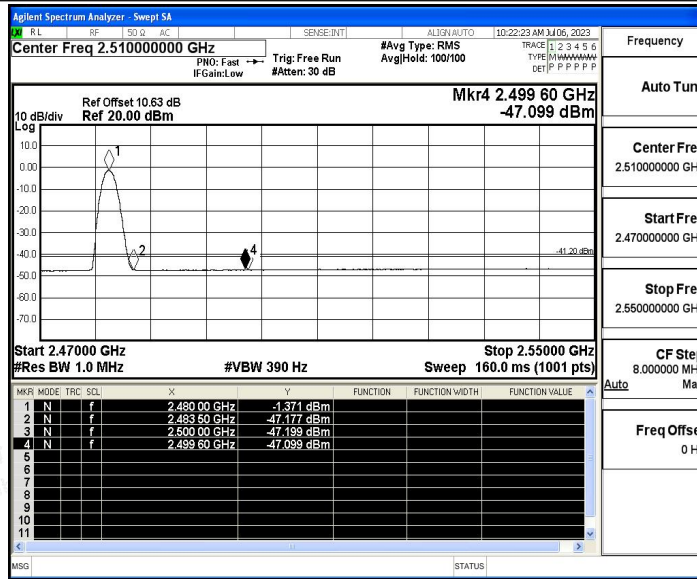


2DH5_Ant1_Low_2402_Peak

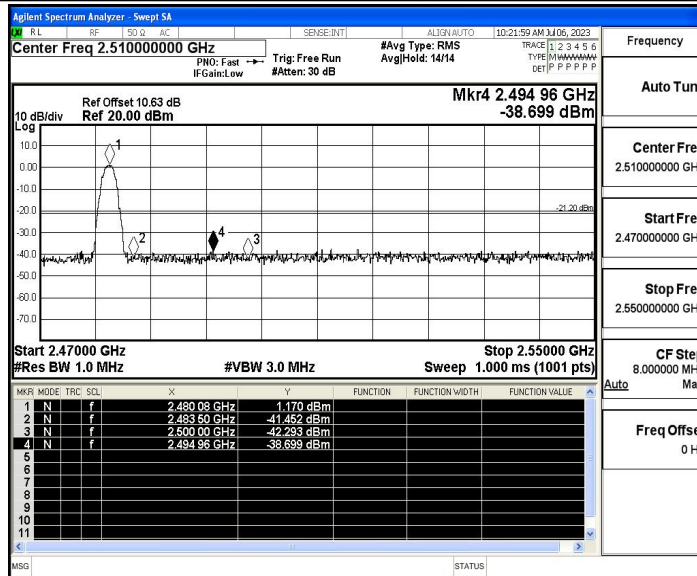


2DH5_Ant1_High_2480_AV



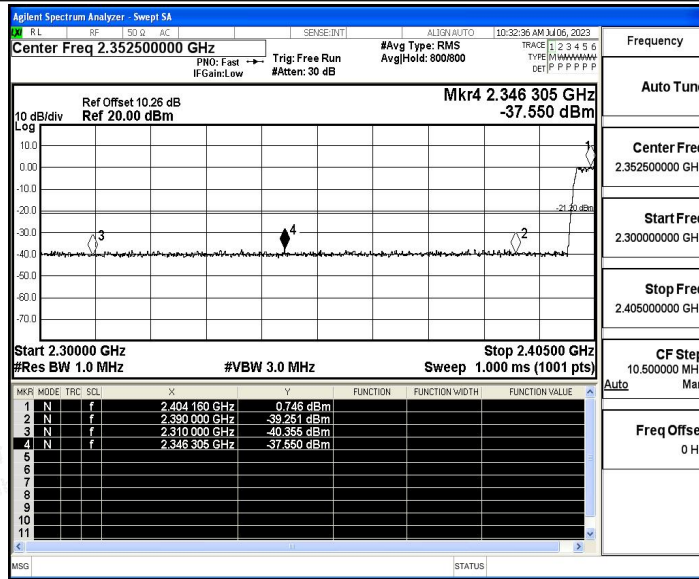


2DH5_Ant1_High_2480_Peak

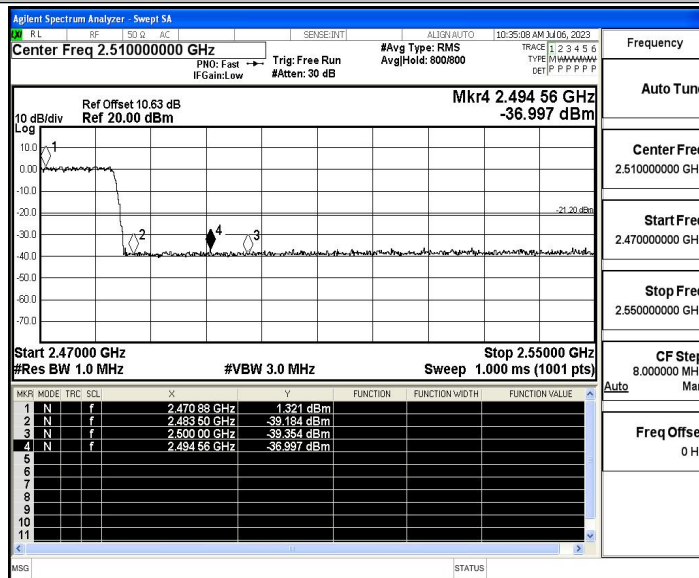


2DH5_Ant1_Low_Hop_2402_Peak





2DH5_Ant1_High_Hop_2480_Peak



3DH5_Ant1_Low_2402_AV

