

105克铜板纸

315mm

148mm

Installation Instructions



Step 1: Place the four wheels onto the body and turn.



Step 2: Screw the tire onto the body and tighten to complete the tire assembly.



Step 3: Please double check this chart to see if the installation is correct.

HAVE FUN BUILDING YOUR OWN TRUCK!

-3-

Battery Caution

- The toy truck uses 7.2V rechargeable battery packs. The remote control uses 2 AA 1.5V non-rechargeable battery packs.
- Batteries must be inserted with the correct polarity.
- Parents should supervise the replacement of batteries.
- Please do not over discharge or over charge the battery.
- Please do not mix different types nor ages of batteries.
- The battery must be replaced if it's broken or leaking.
- Keep batteries away from fire and heat sources.
- Open the battery cover with the screwdriver.
- If you do not play with the truck for a long time, please remove the battery.

Caution

- Please follow the instructions before playing with this product and avoid rough use, such as knocking the product around.
- Children under 8 years old should not play with the product.
- This product contains small parts which may cause suffocation or choking if swallowed by children.
- Check the charger's wires, plugs, and other accessories regularly. If any damage is found, do not use it until it is fixed.

-4-

Warranty

Feel free to contact us if you have any problems!

☎ : 1-888-281-8150 (for week days)

✉ : support@innotruth.com (24/7)

Your feedback is important to us: Go to your order page and share your thoughts.

BONUS: Get an extra 3-year warranty by sending your order # to support@innotruth.com.



30 DAYS FREE RETURN & REPLACEMENT



2 YEAR Product Warranty (If any problems with quality are found, we will provide a free replacement.)



Lifetime Customer Support



MADE IN CHINA

-5-

315mm

148mm

Cumtor

MONSTER TRUCK

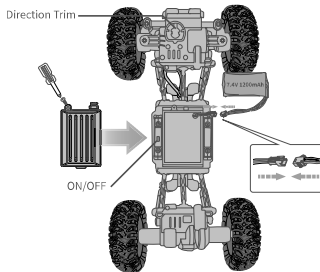


HAVE FUN BUILDING YOUR OWN TRUCK

Package List

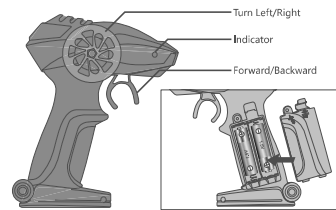
- Remote Control Truck × 1
- Remote Control × 1
- Instruction Manual × 1
- Wheels × 4
- Lithium Batteries × 2
- Screwdriver × 1
- Screws × 6
- USB Charging Cable × 1
- 1.5V "AA" Batteries × 2

RC Truck Instruction



-1-

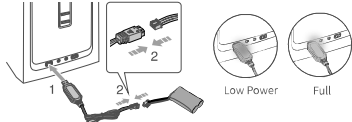
Controller Instruction



Use 2 "AA" Batteries

Charging Batteries

Note: Do not charge the battery immediately after use. Allow the battery to cool for a few minutes and then recharge it. The charging time is about 2-3 hours, indicated by the USB charger displaying a red indicator light. A fully charged USB cable will display a green light.



-2-

Federal Communications Commission (FCC) Statement

This device complies with part 15 of the FCC Rules. Operation is subject to the following two conditions: (1) This device may not cause harmful interference, and (2) this device must accept any interference received, including interference that may cause undesired operation.

Note: This equipment has been tested and found to comply with the limits for a Class B digital device, pursuant to part 15 of the FCC Rules. These limits are designed to provide reasonable protection against harmful interference in a residential installation. This equipment generates, uses and can radiate radio frequency energy and, if not installed and used in accordance with the instructions, may cause harmful interference to radio communications. However, there is no guarantee that interference will not occur in a particular installation. If this equipment does cause harmful interference to radio or television reception, which can be determined by turning the equipment off and on, the user is encouraged to try to correct the interference by one or more of the following measures:

- Reorient or relocate the receiving antenna.
- Increase the separation between the equipment and receiver.
- Connect the equipment into an outlet on a circuit different from that to which the receiver is connected.
- Consult the dealer or an experienced radio/TV technician for help.

Warning: Changes or modifications made to this device not expressly approved by Shenzhen Diwen Jewelry Co., Ltd may void the FCC authorization to operate this device.

Note: The manufacturer is not responsible for any radio or TV interference caused by unauthorized modifications to this equipment. Such modifications could void the user's authority to operate the equipment.