





## EXHIBIT 2 - EUT EXTERNAL PHOTOGRAPHS

<p><b>EUT View 1</b></p>	 A photograph showing a white, oval-shaped external unit (EUT) and a white USB cable. The unit is positioned vertically on a blue background. To its left is a black ruler with white markings, showing measurements in millimeters and centimeters. The unit has a power button on the right side and a USB port on the top. The USB cable is coiled and has a standard USB-A connector.
<p><b>EUT View 2</b></p>	 A photograph showing the same white, oval-shaped external unit (EUT) as in View 1, but without the USB cable. The unit is positioned vertically on a blue background. To its left is a black ruler with white markings, showing measurements in millimeters and centimeters. The unit has a power button on the right side and a USB port on the top.

<p><b>EUT View 3</b></p>	 A photograph showing the back view of a white, oval-shaped electronic device. The device has four circular holes, two on the left and two on the right. A black ruler with white markings is placed vertically to the left of the device for scale. The background is a blue textured surface.
<p><b>EUT View 4</b></p>	 A photograph showing the front view of the white device. It features a dark rectangular screen and a circular button with a smiley face icon below it. A black ruler with white markings is placed vertically to the left of the device for scale. The background is a blue textured surface.



EUT View 5



EUT View 6



EUT View 7

