

BT Antenna Describe

1: Antenna Describe

No	Parameter	Specification
1	Antenna	PCB
2	Return Loss	<-10dB
3	Antenna Gain	0.95dBi
4	Frequency Range	2.4GHz-2.483GHz
5	Connector Type	Direct
6	Location of measurement (company name)	Xiamen Hanin Electronic Technology Co.,Ltd. Room 305A, Angye Building, Pioneering Park,Torch High-tech,Zone,Xiamen,China
7	Azimuth	Omni-directional
8	Impedance	50 Ω
9	Operating Temperature	-40~105°C

2: External View Drawing

Picture of antenna

Xiamen Hanin Electronic Technology Co.,Ltd.

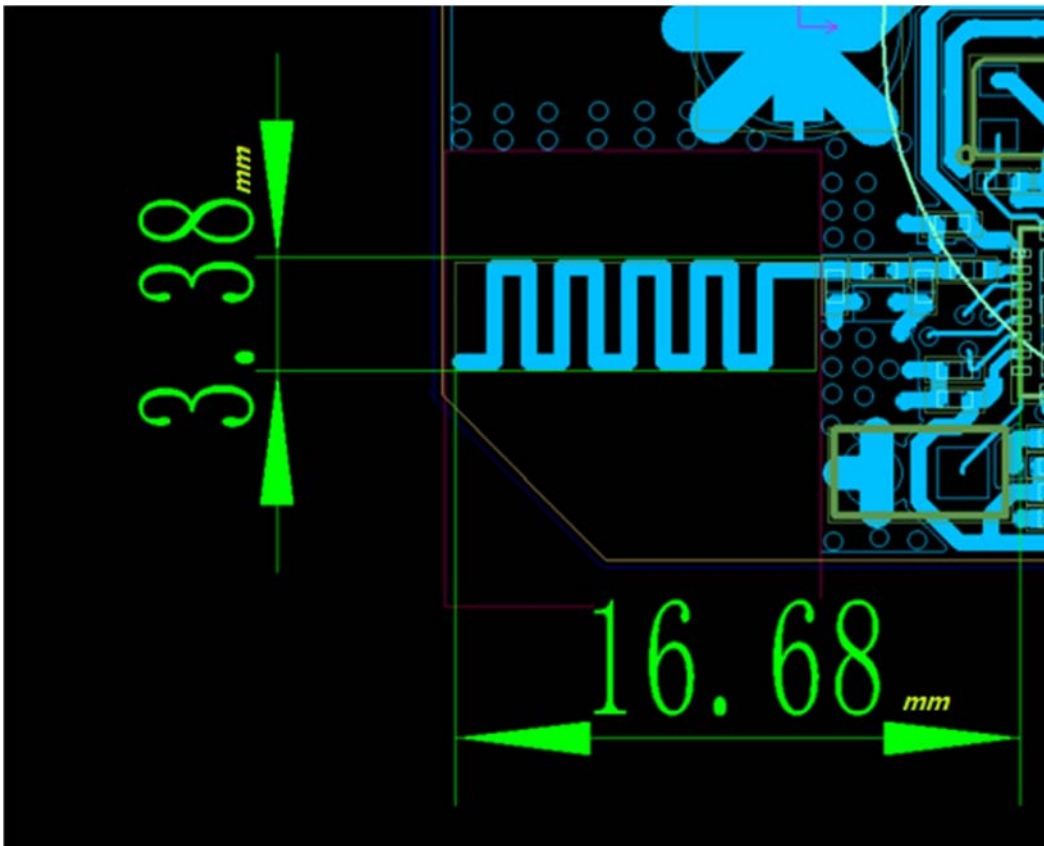
Type of Antenna: PCB Antenna

3: Measurement Result

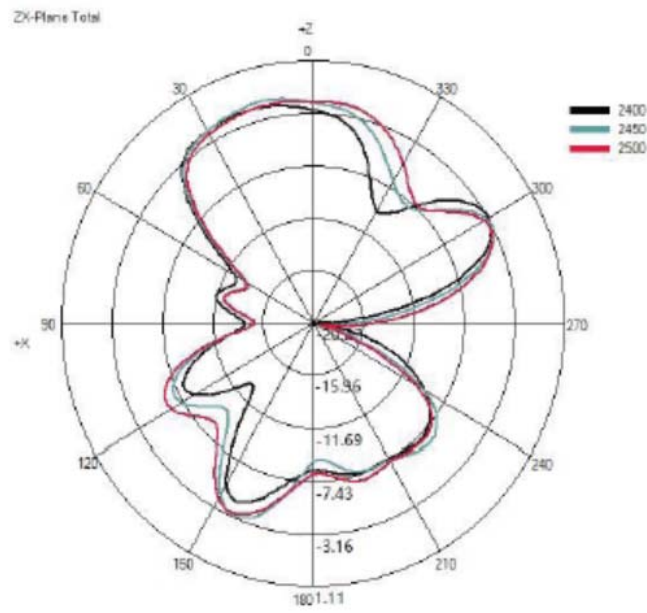
3.1 Typical free space gain

Frequency/MHz	2400	2410	2420	2430	2440	2450	2460	2470	2480	2490	2500
Peak Gain/dBi	0.56	0.65	0.72	0.67	0.62	0.68	0.80	0.90	0.86	0.87	0.95
Efficiency/%	40.49	41.65	42.28	43.82	44.92	45.37	45.80	46.83	46.07	45.91	46.04

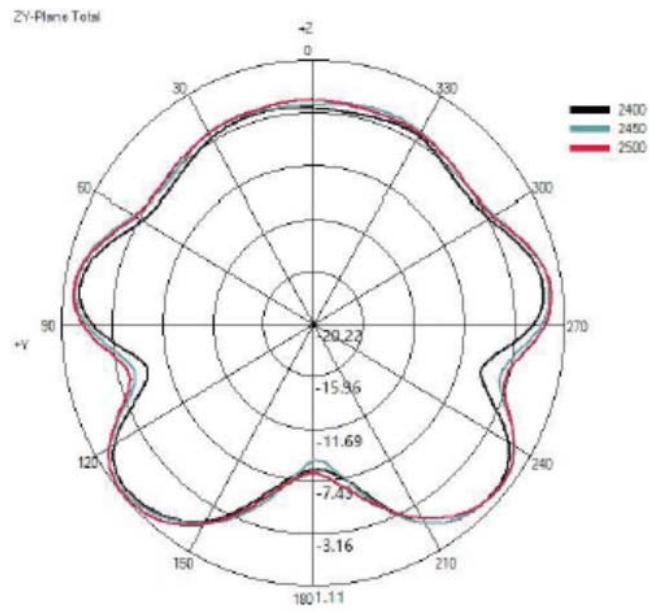
3.2 Typical free space radiation pattern



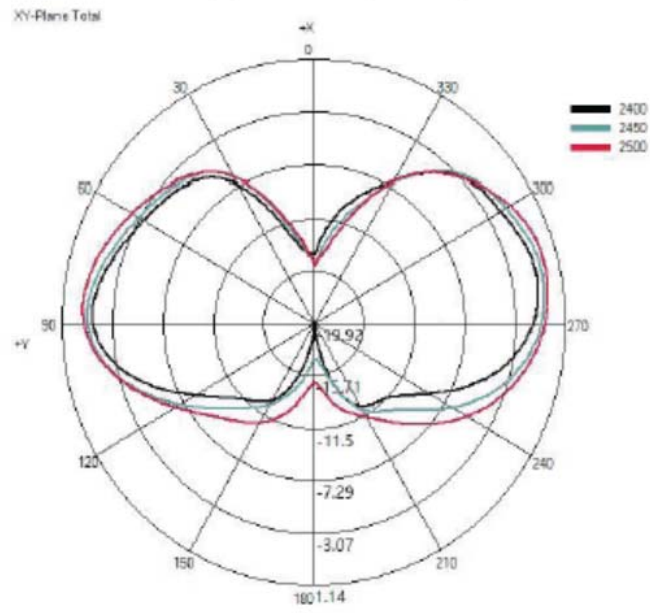
(1) X-Z Plane(unit:dBi)



(2) Y-Z Plane(unit:dBi)



(3) X-Y Plane(unit:dBi):



3.3 Typical Free Space 3D Radiation Pattern

