

# BT Antenna Describe

## 1 : Antenna Describe

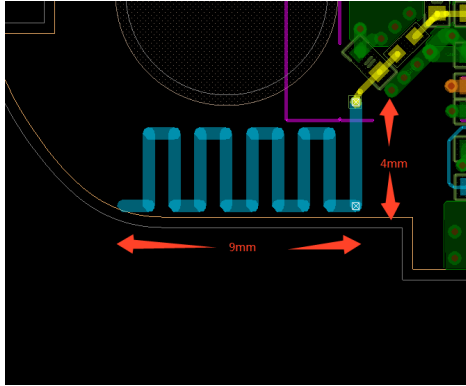
No	Parameter	Specification
1	Antenna	PCB
2	Return Loss	<-10dB
3	Antenna Gain	1.0dBi
4	Frequency Range	2.4GHz-2.483GHz
5	Connector Type	Direct
6	Location of measurement (company name)	Xiamen Hanin Electronic Technology Co.,Ltd.
7	Azimuth	Omni-directional
8	Impedance	50 $\Omega$
9	Operating Temperature	-40~105°C

## 2 : External View Drawing

Picture of antenna

Xiamen Hanin Electronic Technology Co.,Ltd.

Type of Antenna: PCB Antenna

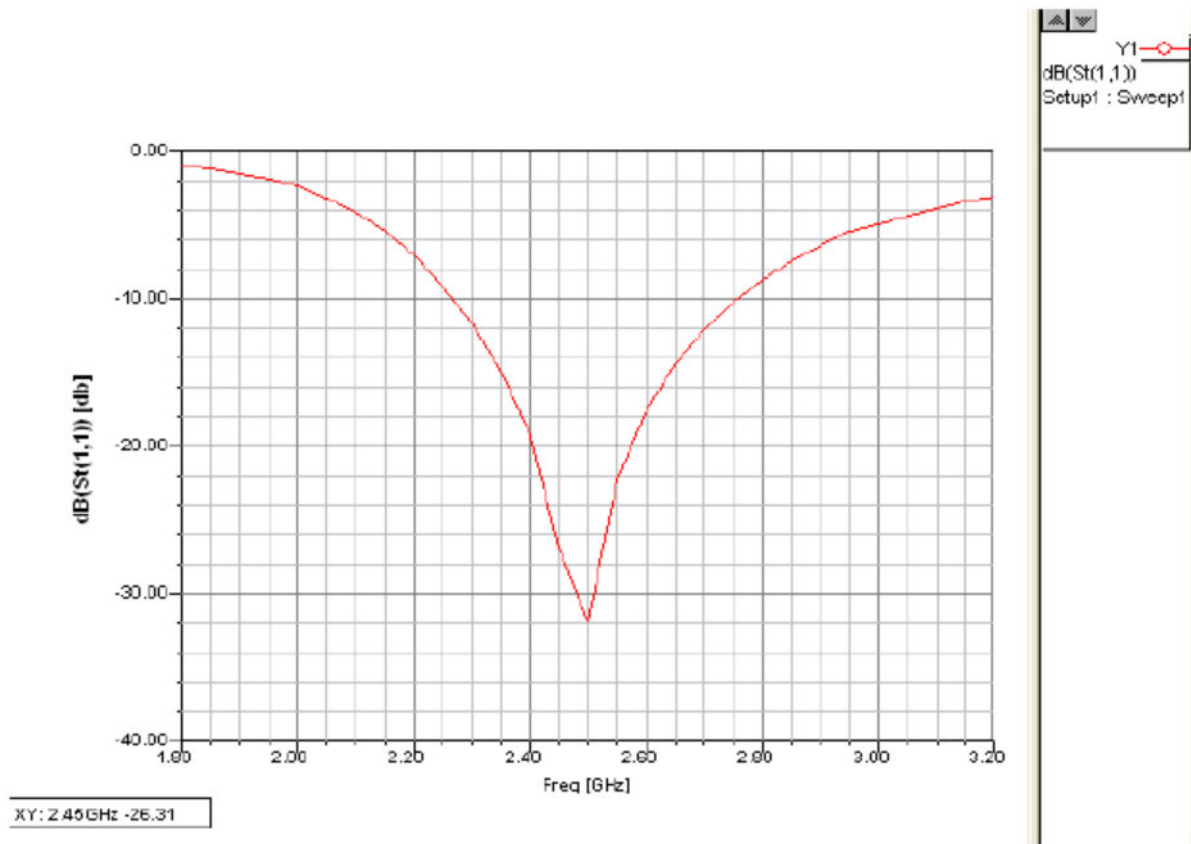


### 3 : Measurement Result

#### 3.1 Typical free space gain

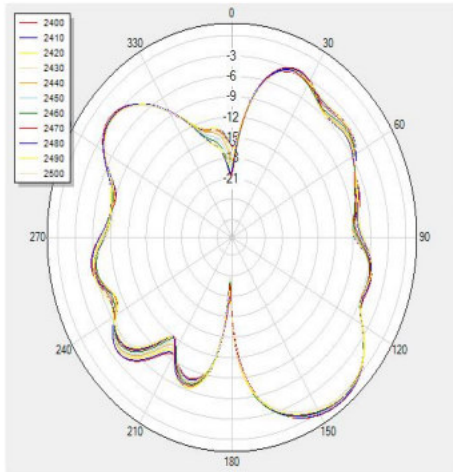
Frequency/MHz	2400	2410	2420	2430	2440	2450	2460	2470	2480	2490	2500
Peak Gain/dBi	0.85	0.99	0.97	0.94	0.99	0.96	0.93	1.00	0.99	0.91	0.95

#### 3.2 Return Loss (S11 )

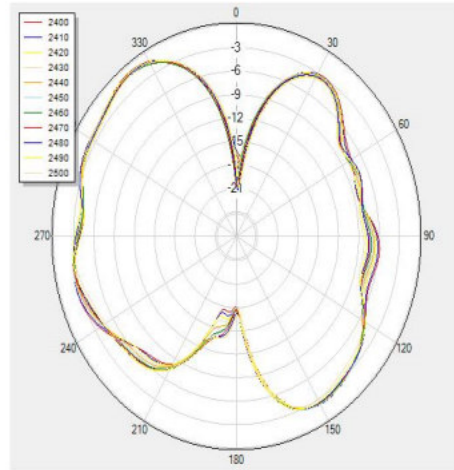


### 3.3 Typical free space radiation pattern

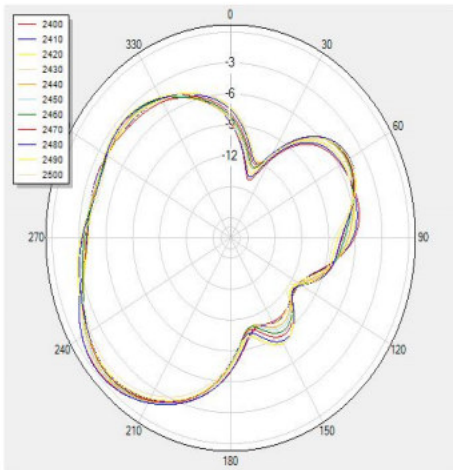
V Phi=0



V Phi=90



H Theta=90



### 3.4 Typical Free Space 3D Radiation Pattern

