



TEST REPORT

APPLICANT : Xiamen Hanin Co.,Ltd.

PRODUCT NAME : BT Antenna

MODEL NAME : iD888

TRADE NAME : N/A

BRAND NAME : N/A

STANDARD(S) : IEEE Std 149-2021

RECEIPT DATE : 2024-08-14

TEST DATE : 2024-08-14

ISSUE DATE : 2024-08-22



Edited by: MaoRuJie
Mao Rujie(Rapporteur)

Approved by: Chi Shide
Chi Shide(Supervisor)

NOTE: This document is issued by Shenzhen Morlab Communications Technology Co., Ltd., the test report shall not be reproduced except in full without prior written permission of the company. The test results apply only to the particular sample(s) tested and to the specific tests carried out which is available on request for validation and information confirmed at our website.





DIRECTORY

- 1. Technical Information3**
- 1.1. Applicant and Manufacturer Information3**
- 1.2. Equipment Under Test (EUT) Description3**
- 2. Test Results 4**
- 2.1. Applied Reference Documents4**
- 2.2. Test Conditions 4**
- 2.3. Measurement Uncertainty 4**
- 2.4. Test Results lists5**
- Annex A Test Setup Photos6**
- Annex B Figures7**
- 1. 2D Radiation Pattern 7**
- 2. 3D Radiation Pattern 8**
- 3. VSWR 10**
- Annex C EUT Photos 11**
- Annex D General Information14**
- 1.1 Identification of the Responsible Testing Laboratory14**
- 1.2 Identification of the Responsible Testing Location14**
- 1.3 Test Equipments Utilized 14**
- 1.4 Test Software Utilized14**

Change History		
Version	Date	Reason for change
1.0	2024-08-22	First edition

1. Technical Information

Note: Provide by applicant.

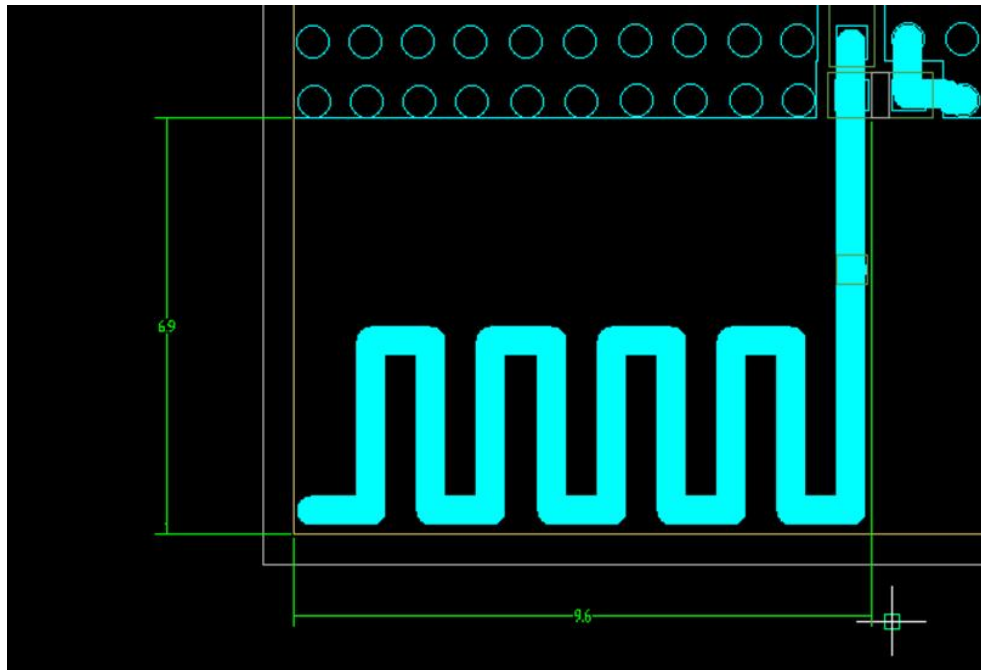
1.1. Applicant and Manufacturer Information

Applicant:	Xiamen Hanin Co.,Ltd.
Applicant Address:	Room 305A, Angye Building, Pioneering Park, Torch High-tech,Zone,Xiamen
Manufacturer:	Xiamen Hanin Co.,Ltd.
Manufacturer Address:	No.96, Rongyuan Road, Tong'an District, Xiamen, China361100

1.2. Equipment Under Test (EUT) Description

Wireless Type	Bluetooth
Frequency	2400MHz-2500MHz
IMEI	N/A
Sample No.	1#

Dimensions:





2. Test Results

2.1. Applied Reference Documents

Leading reference documents for testing:

No.	Identity	Document Title
1	IEEE Std 149-2021	IEEE Recommended Practice for Antenna Measurements

2.2. Test Conditions

Test Environment Conditions:

Relative Humidity(%):	25 - 75
Temperature(°C):	10 - 30

2.3. Measurement Uncertainty

The uncertainty is calculated using the methods suggested in the “Guide to the Expression of Uncertainty in Measurement” (GUM) published by ISO. When the test result is a critical value, we will use the measurement uncertainty give the judgment result based on the 95% Confidence intervals.



2.4. Test Results lists

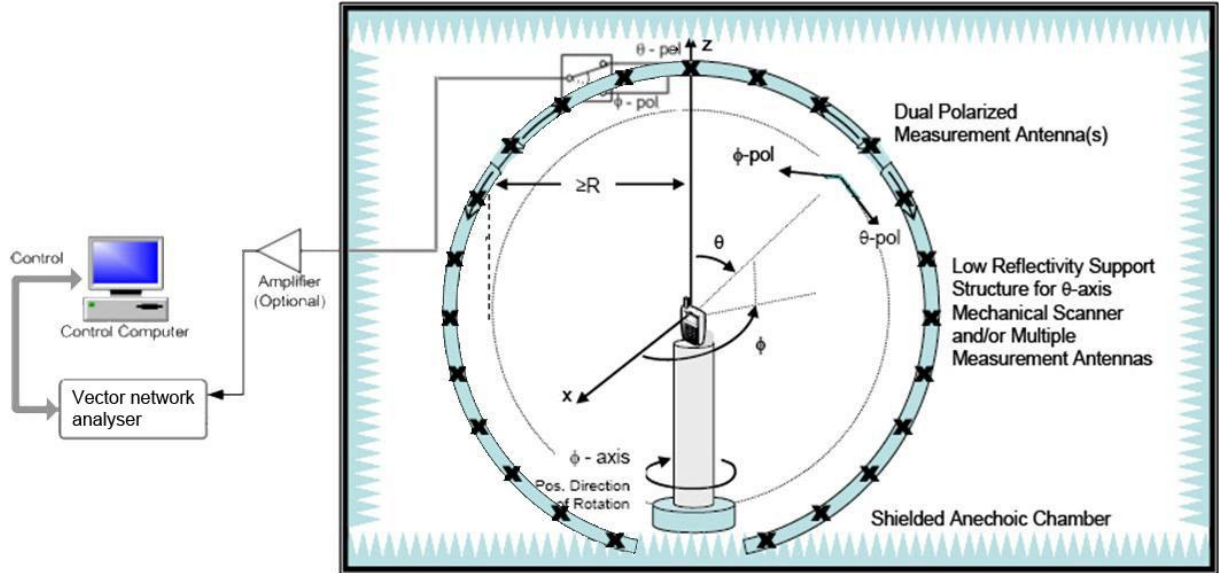
2.4.1. Gain

Frequency (MHz)	Gain(dBi)
2400	0.14
2410	0.07
2420	0.01
2430	-0.05
2440	0.06
2450	0.16
2460	0.04
2470	-0.18
2480	-0.36
2490	-0.45
2500	-0.22

2.4.2. VSWR

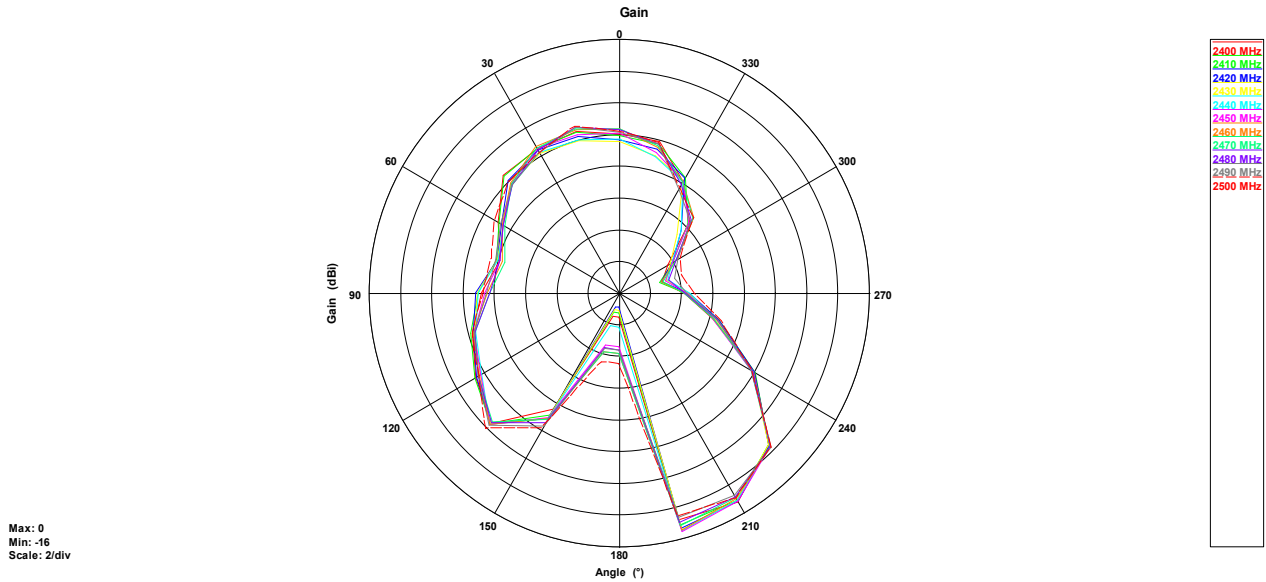
Frequency (MHz)	VSWR
2400	4.65
2450	3.27
2500	2.83

Annex A Test Setup Photos

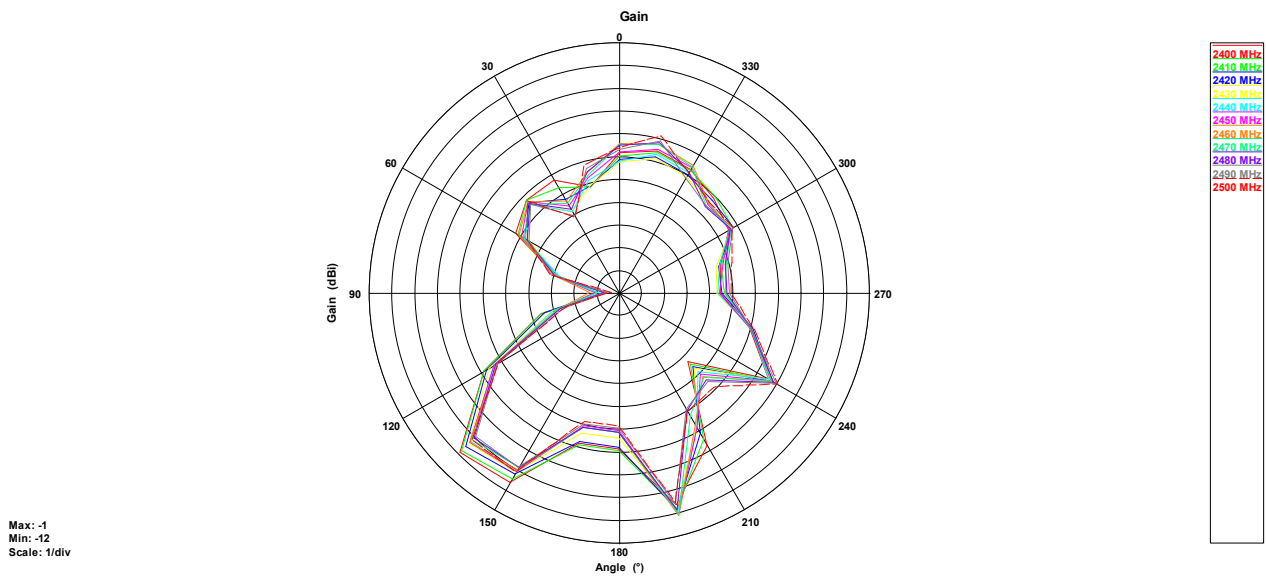


Annex B Figures

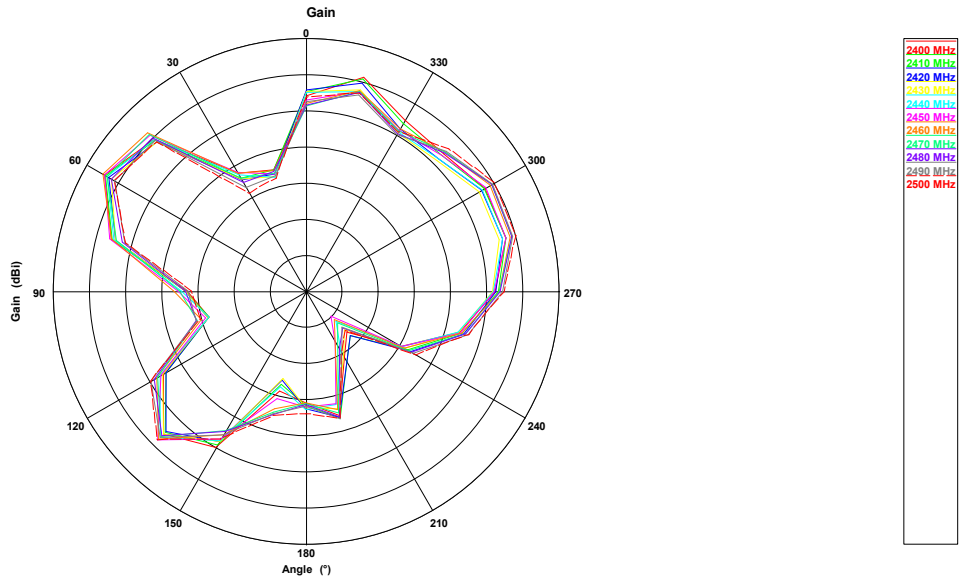
1. 2D Radiation Pattern



Phi=0°



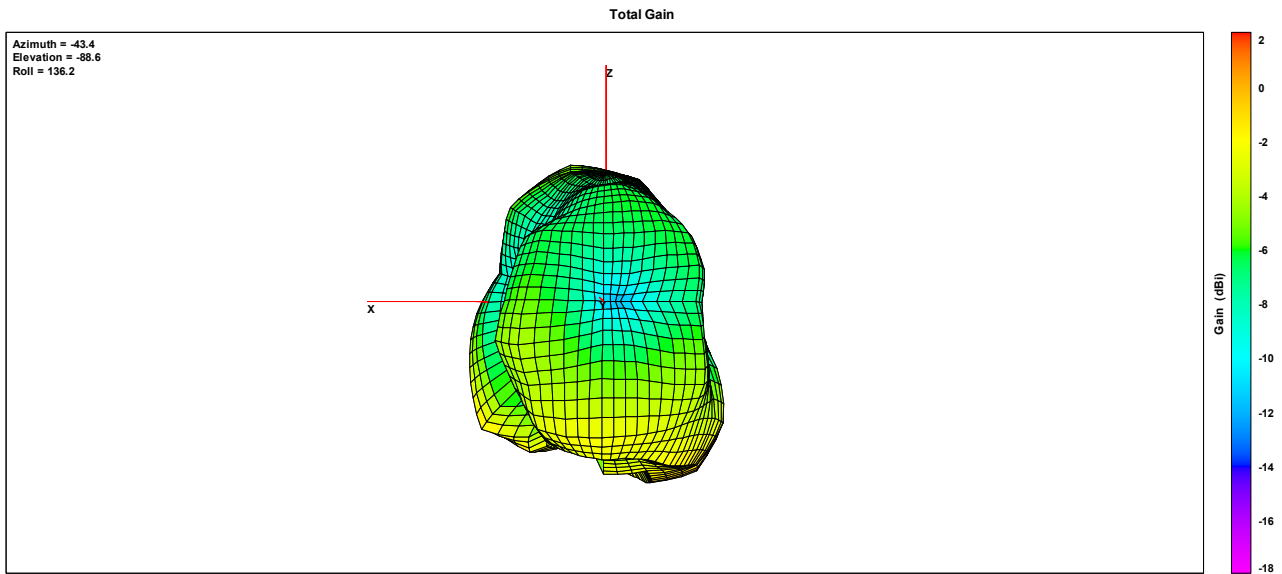
Phi=90°



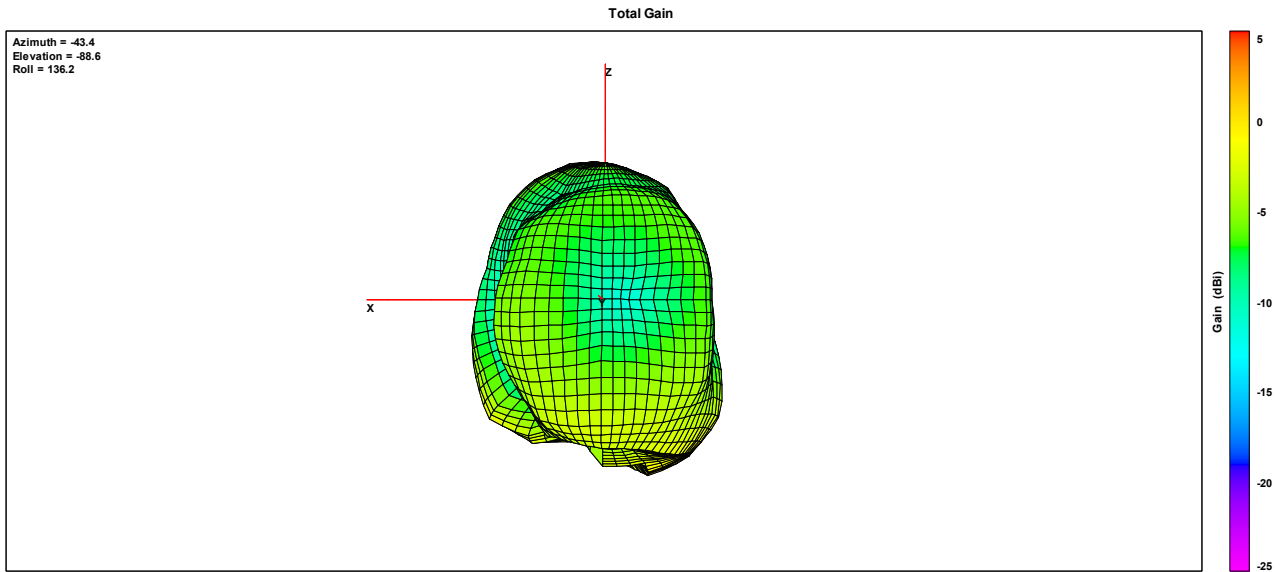
Max: -4
Min: -18
Scale: 2/div

Theta=90°

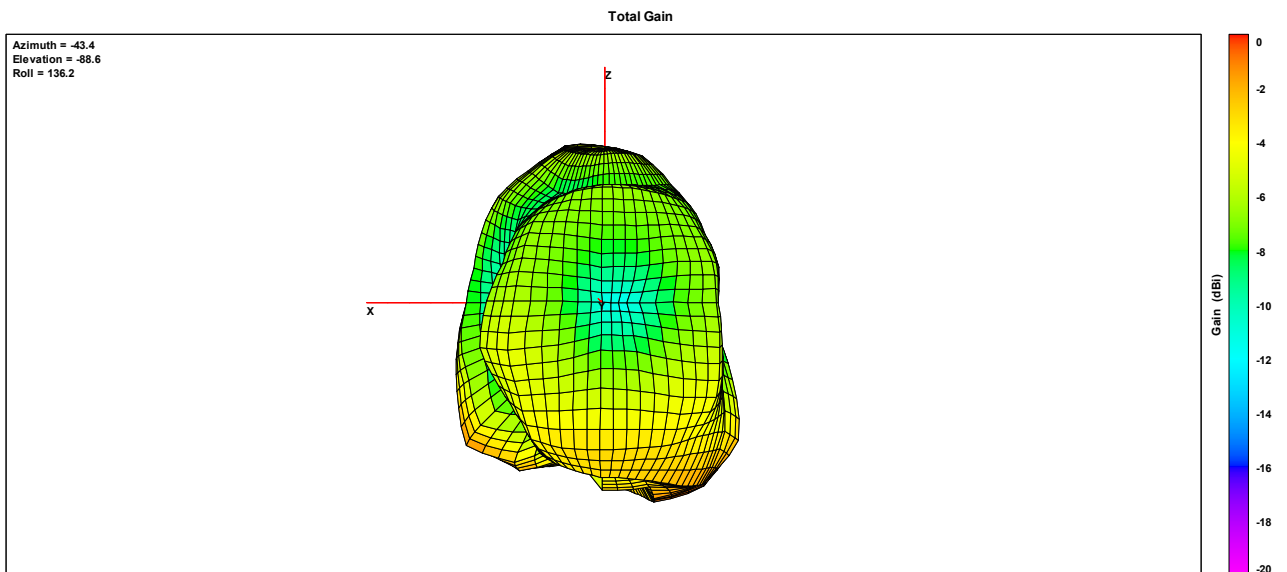
2. 3D Radiation Pattern



2400MHz



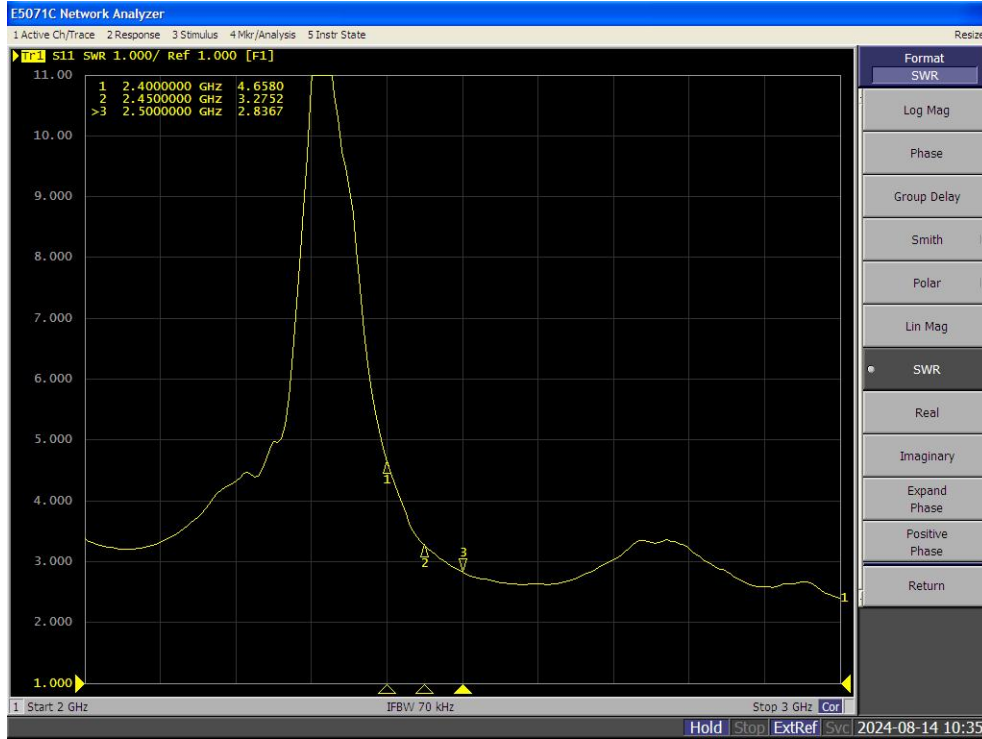
2450MHz



2500MHz





3. VSWR






Annex C EUT Photos

1. Test environment



2. EUT







Annex D General Information

1.1 Identification of the Responsible Testing Laboratory

Laboratory Name:	Shenzhen Morlab Communications Technology Co., Ltd.
Laboratory Address:	FL.1-3, Building A, FeiYang Science Park, No.8 LongChang Road, Block67, BaoAn District, ShenZhen , Guangdong Province, P. R. China
Telephone:	+86 755 36698555
Facsimile:	+86 755 36698525

1.2 Identification of the Responsible Testing Location

Name:	Shenzhen Morlab Communications Technology Co., Ltd.
Address:	FL.1-3, Building A, FeiYang Science Park, No.8 LongChang Road, Block67, BaoAn District, ShenZhen , Guangdong Province, P. R. China

1.3 Test Equipments Utilized

No.	Equipement Name	Serial No.	Type	Manufacturer	Cal.Date	Cal.Due Date
1	Network Analyzer	MY46110140	E5071C	Agilent	2023.06.21	2024.06.20
2	OTA Chamber	TJ2235-Q1793	AMS-8923 -150	ETS	2022.11.30	2025.11.29

1.4 Test Software Utilized

No.	Software Name	Serial No.	Version	Manufacturer
1	Antenna Measurement System	1685	EMQuest EMQ-100 V 1.13 Build 21267	ETS

————— END OF REPORT —————