

Antenna Describe

1: Antenna Describe

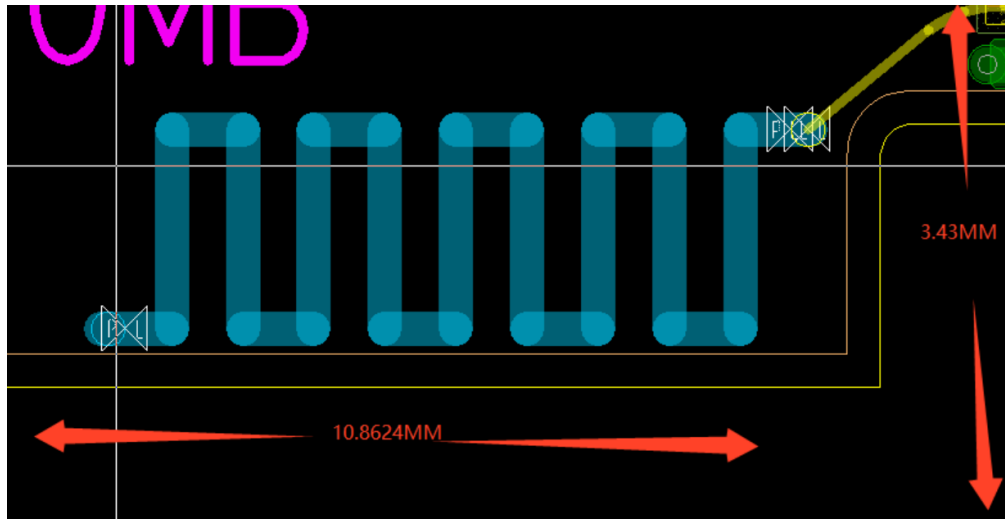
No	Parameter	Specification
1	Antenna	PCB
2	Return Loss	<-10dB
3	Antenna Gain	0.5dBi
4	Frequency Range	2.4GHz-2.500GHz
5	Connector Type	Direct
6	Location of mearement (company name)	Xiamen Hanin Electronic Technology Co.,Ltd.
7	Company Adress	Room 305A, Angye Building, Pioneering Park,Torch High-tech,Zone,Xiamen,China
8	Azimuth	Omni-directional
9	Impedance	50 Ω
10	Operating Temperature	-40~105 $^{\circ}$ C

2: External View Drawing

Picture of antenna

Xiamen Hanin Electronic Technology Co.,Ltd.

Type of Antenna: CP2100

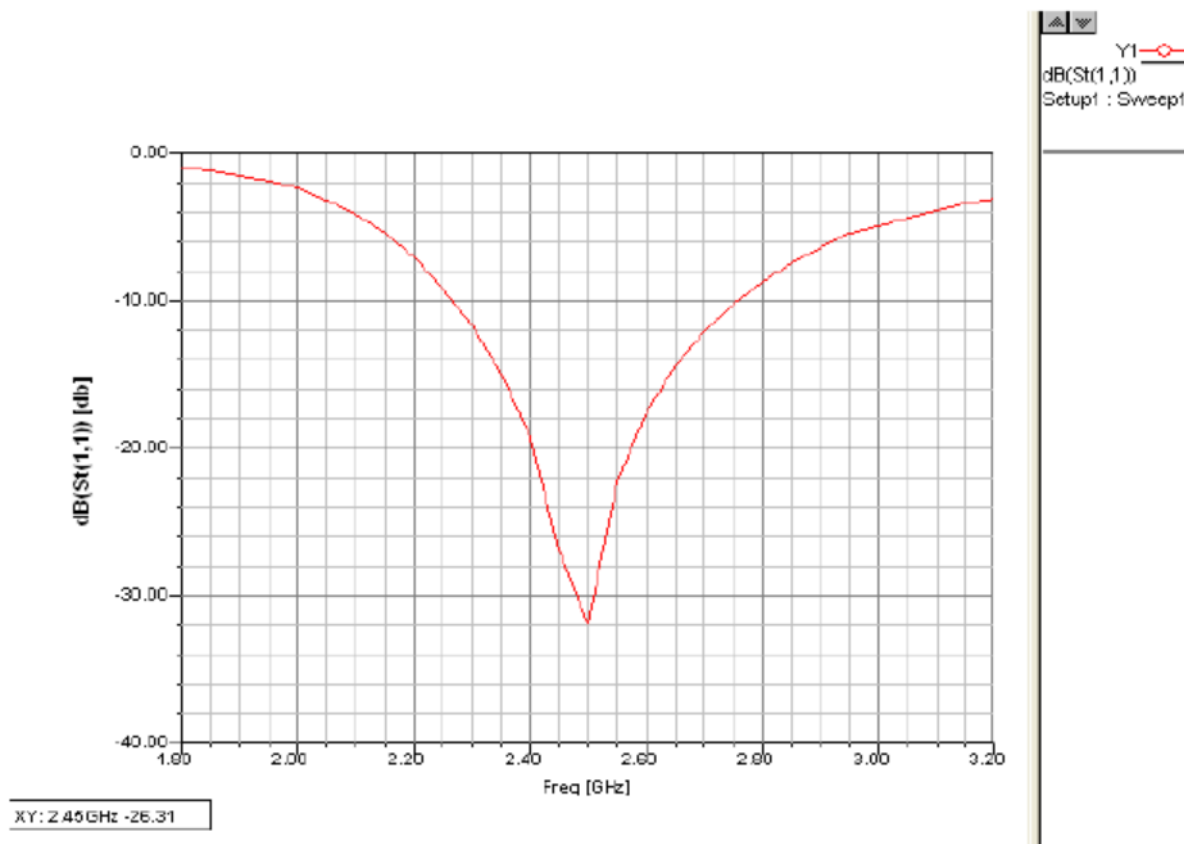


3: Measurement Result

3.1 Typical free space gain

Frequency/MHz	2400	2410	2420	2430	2440	2450	2460	2470	2480	2490	2500
Peak Gain/dBi	0.47	0.49	0.50	0.49	0.49	0.48	0.50	0.50	0.49	0.50	0.50

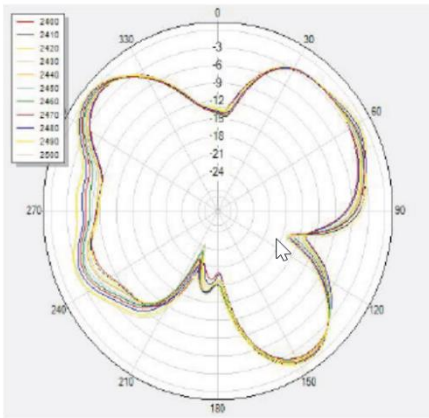
3.2 Return Loss (S11)



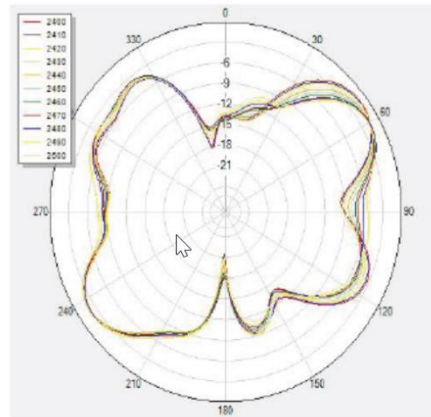
3.3 Typical free space radiation pattern

(5) X-Z Plane:

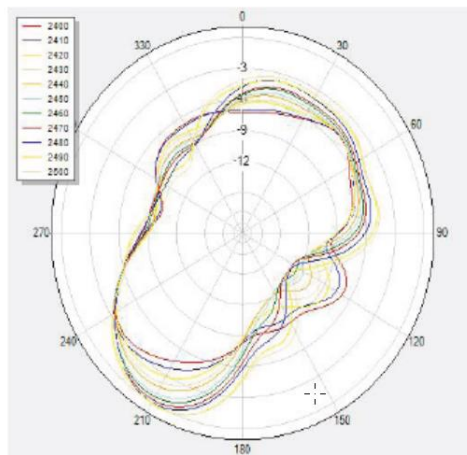
V Phi=0



V Phi=90



H Theta=90



3.4 Typical Free Space 3D Radiation Pattern

