


FRONT

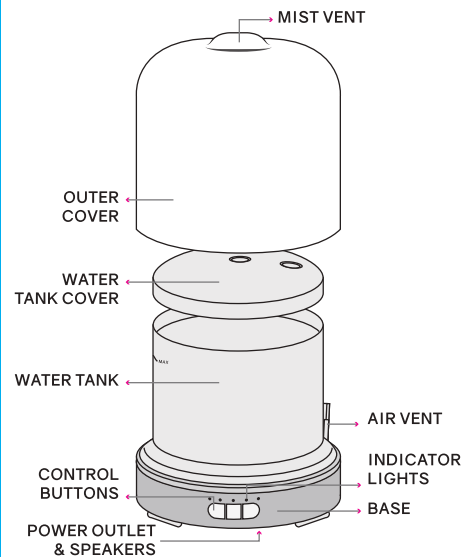
COVER PAGE

Model: D008



Manufacturer
Name: AROMA & CLEANING PRODUCTS LIMITED
Address: Room 911, Bldg A, Yin Yi Cptl Int, No. 535
Youngor Road, Haishu, Ningbo, China

- Set the mood with the LED light's gradual dimming. Control the light's brightness and setting.
- Enjoy and relax with the music that you love with the built-in Bluetooth™ speaker. Simple and easy connection to any device.
- Holds up to 200 ml. of water and covers 300-400 square feet of space with no condensation.
- Quiet, gentle ultrasonic operation is subtle and perfectly discreet.
- Energy efficient and auto shut-off features ensures safe operation.



BACK

FCC Notice:

This device complies with Part 15 of the FCC Rules. Operation is subject to the following two conditions:
(1) This device may not cause harmful interference, and
(2) This device must accept any interference received, including interference that may cause undesired operation.
Any Changes or modifications not expressly approved by the party responsible for compliance could void the user's authority to operate the equipment.
Note: This equipment has been tested and found to comply with the limits for a Class B digital device, pursuant to part 15 of the FCC Rules. These limits are designed to provide reasonable protection against harmful interference in a residential installation.
This equipment generates uses and can radiate radio frequency energy and, if not installed and used in accordance with the instructions, may cause harmful interference to radio communications. However, there is no guarantee that interference will not occur in a particular installation. If this equipment does cause harmful interference to radio or television reception, which can be determined by turning the equipment off and on, the user is encouraged to try to correct the interference by one or more of the following measures:
-Reorient or relocate the receiving antenna.
-Increase the separation between the equipment and receiver.
-Connect the equipment into an outlet on a circuit different from that to which the receiver is connected.
-Consult the dealer or an experienced radio/TV technician for help.
RF exposure warning

This equipment complies with FCC radiation exposure limits set forth for an uncontrolled environment. This equipment should be installed and operated with minimum distance 20cm between the radiator & your body.

HOW TO USE:

- 1- Remove cover to expose the water tank.
- 2- Fill the water tank with water up to the 'MAX' mark.
- 3- Add 7-10 drops of essential oil into the water.
- 4- Put cover back on.
- 5- Connect the machine to a power source with the adapter provided.

MIST SETTING BUTTON:

- 1- Press and hold the MIST button once for intermittent (30 seconds on and 30 seconds off) run-time. A green light will indicate this mode is on.
- 2- Press the button a second time to select continuous mist run-time. A red light will indicate this mode is on.
- 3- Press the button a third time to shut off.
- 4- The unit will automatically shut off once the water tank is empty.

Bluetooth™ SETTING BUTTON:

- 1- Press the Bluetooth™ button once to activate the Bluetooth™ function. A green light will indicate this mode is on.
- 2- Then turn on the Bluetooth™ setting on your device. Search Bluetooth™ connection name "aroma diffuser". This will pair your device with the diffuser's Bluetooth™ speaker.

- 3- Play your favorite music remotely on your diffuser.
- 4- Press the Bluetooth™ button again to shut off this function.

LED LIGHT SETTING BUTTON:

- 1- Press and hold the LIGHT button to turn on the LED light. The light will gradually dim. A green light will indicate this mode is on.
- 2- Press again to fix light. A red light will indicate this mode is on.
- 3- Press again to turn the light off.

CARE:

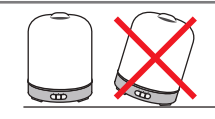
- Always unplug unit from power source before cleaning.
- Clean the unit every 3-5 days.
- Remove both covers and empty water tank to clean the interior.
- Wipe water tank interior with a soft cloth.
- Use a cotton swab to clean the sensor inside water tank.
- Clean the exterior with a soft cloth.
- Cover unit when it is not in use to prevent dust from going into the mist vent.
- This is not a toy, children may not use this diffuser without adult supervision.

IMPORTANT:

Use only 100% pure essential oils. DO NOT USE oils that have been mixed with vegetable oils, coconut, jojoba, or others. DO NOT USE with extremely thick essential oils which are actually resins. Misuse may clog or harm the diffuser.

KEEP THIS BOOKLET FOR FUTURE REFERENCE.

This appliance can be used by children aged from 8 years and above and persons with reduced physical, sensory or mental capabilities or lack of experience and knowledge if they have been given supervision or instruction concerning use of the appliance in a safe way and understand the hazards involved.
Children shall not play with the appliance.
Cleaning and user maintenance shall not be made by children without supervision.
The appliance is only to be used with the power supply unit type of A0601A-0501000EUU provided with the appliance.
Instructions on environment protection
Do not dispose of this product in the usual household garbage at the end of its life cycle; hand it over at a collection point for the recycling of electrical and electronic appliances.
The symbol on the product, the instructions for use or the packing will inform about the methods for disposal.
The materials are recyclable as mentioned in its marking. By recycling, material recycling other forms of re-utilization of old appliances, you are making an important contribution to protect our environment. Please inquire at the community administration for the authorized disposal location.
The instruction is available in an alternative format.
email: nbaroma@nbaroma.com
Bluetooth device: 2.4GHz, Max. radio-frequency power transmitted < 100mW



NOTICE:

The unit must sit on a flat surface in order to operate properly and avoid spillage. Do not tilt unit if water tank has liquid inside.