


Test setup photos

Part 15.209 (WPT)

- Below 30 MHz (9 kHz ~ 30 MHz)



- Below 1 GHz (30 MHz ~ 1 GHz)



- Conducted emission




Part 15.247 (Bluetooth Low Energy)


- Below 30 MHz (9 kHz ~ 30 MHz)



- Below 1 GHz (30 MHz ~ 1 GHz)



- Above 1 GHz



47 CRF Part 1.1310

- H-field & E-field

