

ITEM : 22050 Care Bear
Unlock the magic interactive
TYPE : Instruction sheet
SIZE : 8.5"W x 11"H
COLOR : 1C x 1C
DATE : 14 APR 2020

The Basic Fun, Inc.

ARTWORK APPROVAL

5 MAY 2020

Approved & dated by:

ENG _____

QA/QC _____

AGES: 4+


CARE BEARS

LEFT PAW SENSOR

MICROPHONE

RIGHT PAW SENSOR

BELLY BADGE BUTTON

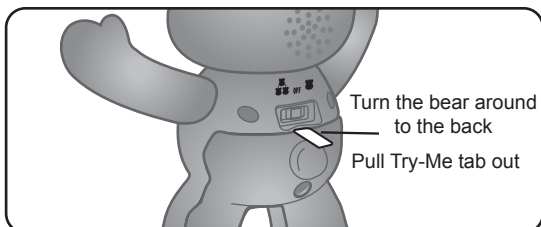


BACK VIEW

UNLOCK THE MAGIC INTERACTIVE FIGURE INSTRUCTIONS

BEFORE YOU PLAY

Remove the "Try Me" tab from the battery compartment



Turn the bear around to the back
Pull Try-Me tab out

HOW TO PLAY - SOLO BEAR

Slide the Power Switch to the Solo Bear Position



HIYA!

High five the right paw to hear some Care Bears phrases!



Press the Belly Badge for some Belly Badge Magic positivity!

CARE BEAR SURPRISES!

In either mode, press the left/right paws 5+ times, and you get a special interaction from bears! Try it out and see what they say!

HOW TO PLAY - SOLO BEAR

Slide the Power Switch to the Solo Bear Position

High five the left paw to hear some of the "Care Out Loud"™ Song



When prompted by your Care Bear, speak into the mic for a surprise!



HOW TO PLAY - BEAR TO BEAR


Slide the Power Switch to the Bear to Bear Position

Set the Care Bears near one another for them to interact. The more Care Bears you have, the more fun!



*Maximum of 6 Care Bears can interact. If they have trouble connecting and finding each other, move them closer!

High five the right paw sensor on one bear and watch the other Care Bears respond!



High five the left paw sensor to hear all the Care Bears sing the "Care Out Loud"™ song!



Press the Belly Badge to start the Care Bear Stare! Sit back and enjoy the cool lights and sounds!

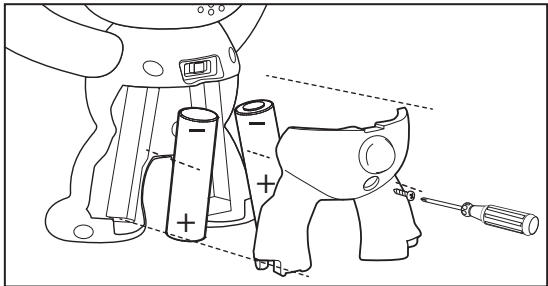


SLEEP MODE



To save battery life, the Interactive Care Bears will enter sleep mode if you leave it inactive. Press the Belly Badge to wake!

BATTERY INSTALLATION



1. Lay the Interactive Care Bear down so that the battery compartment faces upwards. Interactive Care Bear requires 2 x 1.5V “AAA” or LR03 size batteries (included).
2. Using a Philips screwdriver (not included) remove the screw on the battery compartment cover.
3. Remove any existing batteries and insert new batteries according to the diagram. Ensure that the positive and negative polarities match the illustrations inside the battery compartment.
4. Replace the battery compartment cover and tighten screw using the screwdriver. Do not over-tighten.

IMPORTANT BATTERY INFORMATION

- Use only fresh batteries of the required size and recommended type.
- Do not mix old and new batteries, different types of batteries [standard (Carbon-Zinc), Alkaline or rechargeable] or rechargeable batteries of different capacities.
- Remove rechargeable batteries from the toy before recharging them.
- Rechargeable batteries are only to be charged under adult supervision.
- Please follow the correct polarity, [+] and [-].
- Do not try to recharge non-rechargeable batteries.
- Do not dispose of batteries in fire.
- Replace all batteries of the same type/brand at the same time.
- The supply terminals are not to be short-circuited.
- Remove exhausted batteries from the toy.
- Batteries should be replaced by adults.
- Batteries should be recycled or disposed of as per state and local guidelines.

LOW BATTERY INDICATORS:

When the batteries become weak, the Interactive Care Bears will become slow and unresponsive or fail to connect with each other in Bear to Bear Mode. When this happens, slide the power switch to “Off” and replace all batteries.

CAUTION

This equipment may experience difficulty and/or memory loss when subjected to any electrostatic discharge, radio frequency interference, or sudden power surge/interruption. The user is encouraged to reset the equipment should any of these occur.

FCC STATEMENT

This device complies with Part 15 of the FCC Rules. Operation is subject to the following two conditions: (1) this device may not cause harmful interference, and (2) this device must accept any interference received, including interference that may cause undesired operation.

Warning: Changes or modifications to this unit not expressly approved by the party responsible for compliance could void the user's authority to operate the equipment.

NOTE: This equipment has been tested and found to comply with the limits for a Class B digital device, pursuant to Part 15 of the FCC Rules. These limits are designed to provide reasonable protection against harmful interference in a residential installation. This equipment generates, uses and can radiate radio frequency energy, and if not installed and used in accordance with the instructions, may cause harmful interference to radio communication. However, there is no guarantee that interference will not occur in a particular installation. If this equipment does cause harmful interference to radio or television reception, which can be determined by turning the equipment off and on, the user is encouraged to try to correct the interference by one or more of the following measures:

- Reorient or relocate the receiving antenna.
- Increase the separation between the equipment and receiver.
- Connect the equipment into an outlet on a circuit different from that to which the receiver is connected.
- Consult the dealer or an experienced radio/TV technician for help.

This device contains licence-exempt transmitter(s)/receiver(s) that comply with Innovation, Science and Economic Development Canada's licence-exempt RSS(s). Operation is subject to the following two conditions:

1. This device may not cause interference.
2. This device must accept any interference, including interference that may cause undesired operation of the device.

Operating frequency and Power: 2437 MHz, -1.65 dBm

Hereby, BASIC FUN INC. declares that the radio equipment type Care Bears Unlock the Magic Interactive Figures is in compliance with Directive 2014/53/EU. The declaration of conformity may be consulted at <https://www.basicfun.com/legal.html>

#CAREOUTLOUD WWW.CAREBEARS.COM/CAREOUTLOUD



basicfun.com ©2020 Basic Fun!, Inc., Boca Raton, Florida 33431, USA.
Care Bears™ and related trademarks: TM & © 2020 Those Characters From Cleveland, LLC.
Used under license by Basic Fun! Cloudco Entertainment with logo: TM & © 2020 Cloudco, LLC. All Rights Reserved.
Manufactured under license. Basic Fun! products are safety tested and comply with ASTM F963.
Made in China. Each sold separately, subject to availability.
Colors and styles may vary from photos as we continue to modify and improve our products.
ADULTS NOTE: Remove all tags and plastic fasteners before giving toy to child.
Please keep this package and instruction sheet for future reference.
WARNING! Not suitable for children under 36 months. Small Parts. Choking hazard.
CAN ICES-3(B)/NMB-3(B)



Item#
22050