

System Check_H750_10dBm

DUT: Dipole 750 MHz

Communication System: CW; Frequency: 750 MHz; Duty Cycle: 1:1

Medium: H750 Medium parameters used: $f = 750 \text{ MHz}$; $\sigma = 0.852 \text{ mho/m}$; $\epsilon_r = 41.6$; $\rho = 1000 \text{ kg/m}^3$

DASY4 Configuration:

- Probe: ES3DV3 - SN3090; ConvF(6.28, 6.28, 6.28); Calibrated: 2022/4/6
- Sensor-Surface: 3mm (Mechanical Surface Detection)
- Electronics: DAE4 Sn662; Calibrated: 2022/3/24
- Phantom: SAM 1; Type: QD 000 P40 CB; Serial: TP/1378
- Postprocessing SW: SEMCAD, V1.8 Build 186

System check/Area Scan (51x71x1): Measurement grid: $dx=15\text{mm}$, $dy=15\text{mm}$

Maximum value of SAR (interpolated) = 0.098 mW/g

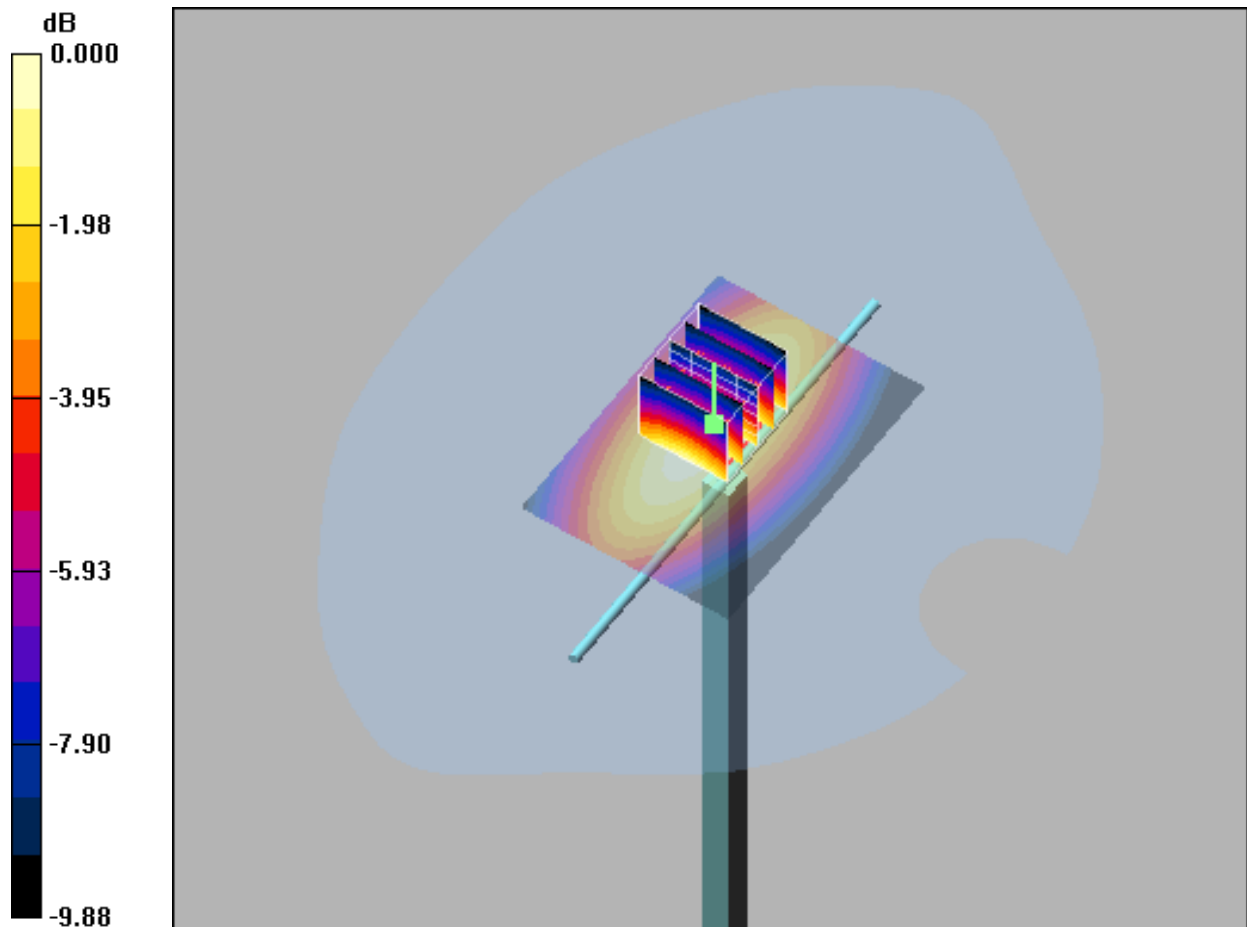
System check/Zoom Scan (5x5x7)/Cube 0: Measurement grid: $dx=8\text{mm}$, $dy=8\text{mm}$, $dz=5\text{mm}$

Reference Value = 10.4 V/m ; Power Drift = 0.058 dB

Peak SAR (extrapolated) = 0.124 W/kg

SAR(1 g) = 0.087 mW/g ; SAR(10 g) = 0.058 mW/g

Maximum value of SAR (measured) = 0.098 mW/g



0 dB = 0.098mW/g

System Check_H835_10dBm

DUT: Dipole 835 MHz

Communication System: CW; Frequency: 835 MHz; Duty Cycle: 1:1

Medium: H835 Medium parameters used: $f = 835 \text{ MHz}$; $\sigma = 0.916 \text{ mho/m}$; $\epsilon_r = 41$; $\rho = 1000 \text{ kg/m}^3$

DASY4 Configuration:

- Probe: ES3DV3 - SN3090; ConvF(6.12, 6.12, 6.12); Calibrated: 2022/4/6
- Sensor-Surface: 3mm (Mechanical Surface Detection)
- Electronics: DAE4 Sn662; Calibrated: 2022/3/24
- Phantom: SAM 2; Type: QD 000 P40 CB; Serial: TP-1376
- Postprocessing SW: SEMCAD, V1.8 Build 186

System check/Area Scan (51x71x1): Measurement grid: $dx=15\text{mm}$, $dy=15\text{mm}$

Maximum value of SAR (interpolated) = 0.113 mW/g

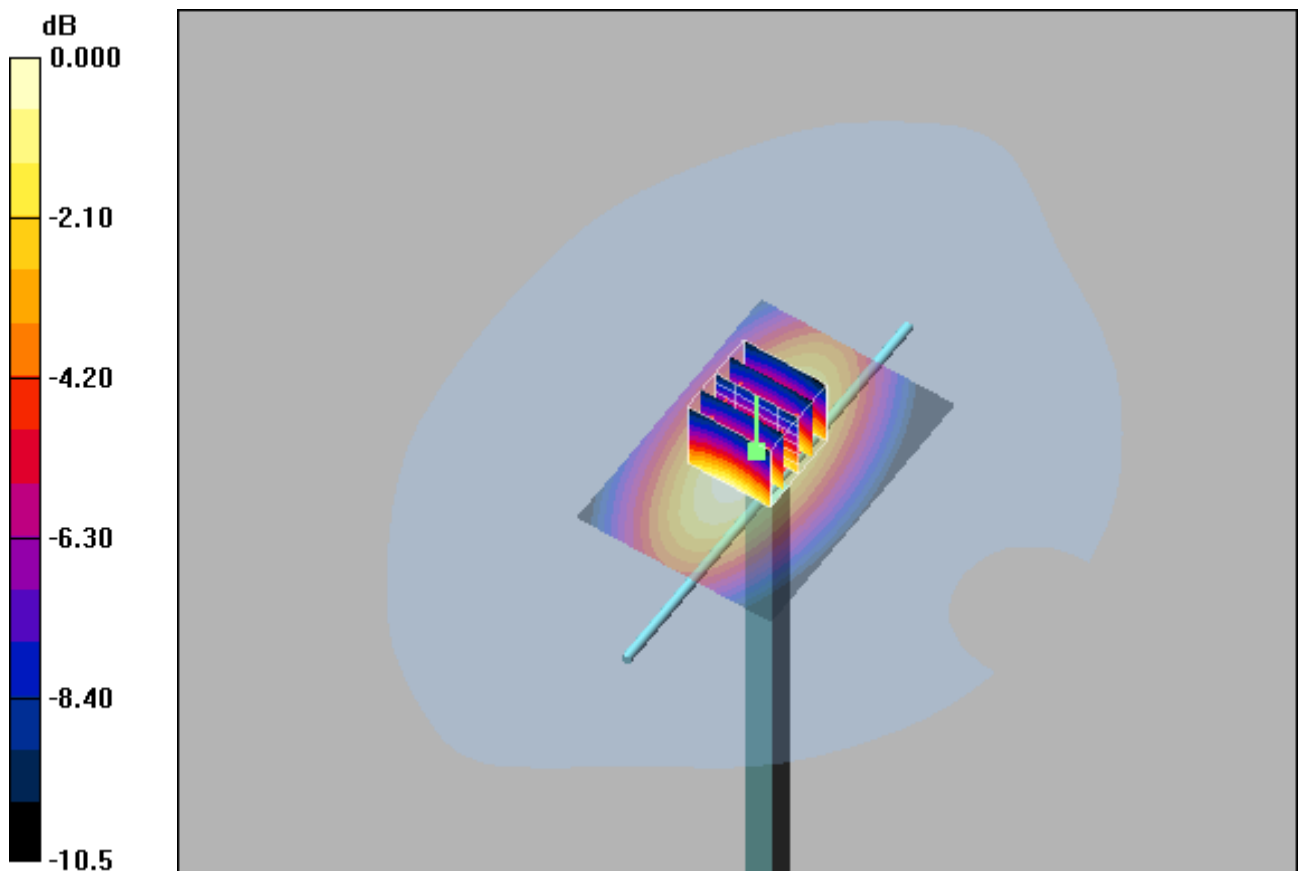
System check/Zoom Scan (5x5x7)/Cube 0: Measurement grid: $dx=8\text{mm}$, $dy=8\text{mm}$, $dz=5\text{mm}$

Reference Value = 11.4 V/m; Power Drift = 0.037 dB

Peak SAR (extrapolated) = 0.144 W/kg

SAR(1 g) = 0.099 mW/g; SAR(10 g) = 0.061 mW/g

Maximum value of SAR (measured) = 0.113 mW/g



0 dB = 0.113mW/g

System Check_H1750_10dBm

DUT: Dipole 1750 MHz

Communication System: CW; Frequency: 1750 MHz; Duty Cycle: 1:1

Medium: H1750 Medium parameters used: $f = 1750$ MHz; $\sigma = 1.33$ mho/m; $\epsilon_r = 41.2$; $\rho = 1000$ kg/m³

DASY4 Configuration:

- Probe: ES3DV3 - SN3090; ConvF(5.36, 5.36, 5.36); Calibrated: 2022/4/6
- Sensor-Surface: 3mm (Mechanical Surface Detection)
- Electronics: DAE4 Sn662; Calibrated: 2022/3/24
- Phantom: SAM 2; Type: QD 000 P40 CB; Serial: TP-1376
- Postprocessing SW: SEMCAD, V1.8 Build 186

System check/Area Scan (51x71x1): Measurement grid: dx=15mm, dy=15mm

Maximum value of SAR (interpolated) = 0.463 mW/g

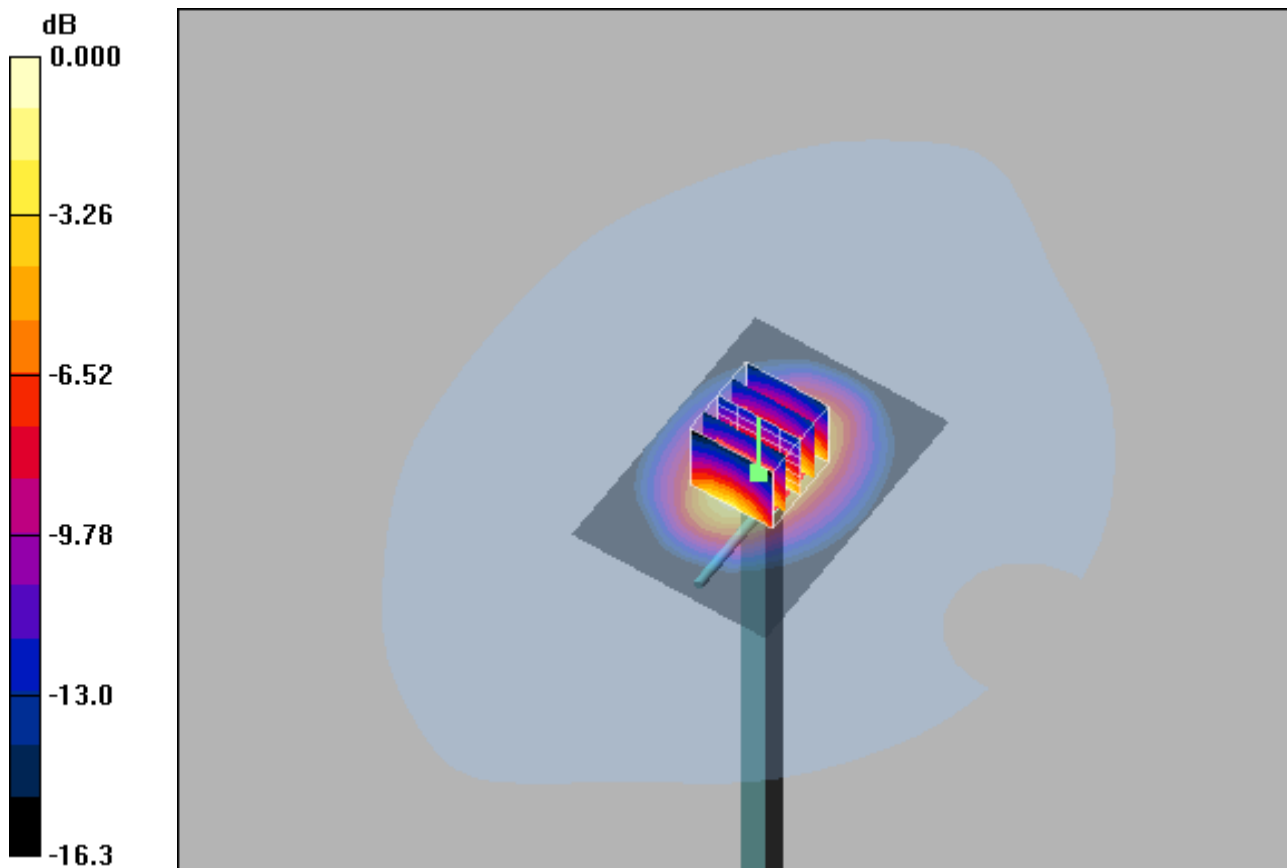
System check/Zoom Scan (5x5x7)/Cube 0: Measurement grid: dx=8mm, dy=8mm, dz=5mm

Reference Value = 17.9 V/m; Power Drift = 0.025 dB

Peak SAR (extrapolated) = 0.606 W/kg

SAR(1 g) = 0.354 mW/g; SAR(10 g) = 0.197 mW/g

Maximum value of SAR (measured) = 0.431 mW/g



0 dB = 0.431mW/g

System Check_H1900_10dBm

DUT: Dipole 1900 MHz

Communication System: CW; Frequency: 1900 MHz; Duty Cycle: 1:1

Medium: H1900 Medium parameters used: $f = 1900$ MHz; $\sigma = 1.37$ mho/m; $\epsilon_r = 38.8$; $\rho = 1000$ kg/m³

DASY4 Configuration:

- Probe: ES3DV3 - SN3090; ConvF(5.08, 5.08, 5.08); Calibrated: 2022/4/6
- Sensor-Surface: 3mm (Mechanical Surface Detection)
- Electronics: DAE4 Sn662; Calibrated: 2022/3/24
- Phantom: SAM 1; Type: QD 000 P40 CB; Serial: TP/1378
- Postprocessing SW: SEMCAD, V1.8 Build 186

System check/Area Scan (51x71x1): Measurement grid: dx=15mm, dy=15mm

Maximum value of SAR (interpolated) = 0.526 mW/g


System check/Zoom Scan (5x5x7)/Cube 0: Measurement grid: dx=8mm, dy=8mm, dz=5mm

Reference Value = 15.5 V/m; Power Drift = 0.027 dB

Peak SAR (extrapolated) = 0.709 W/kg

SAR(1 g) = 0.408 mW/g; SAR(10 g) = 0.223 mW/g

Maximum value of SAR (measured) = 0.507 mW/g



0 dB = 0.507mW/g

System Check_H2300_10dBm

DUT: Dipole 2300 MHz

Communication System: CW; Frequency: 2300 MHz; Duty Cycle: 1:1

Medium: H2300 Medium parameters used: $f = 2300$ MHz; $\sigma = 1.67$ mho/m; $\epsilon_r = 39.2$; $\rho = 1000$ kg/m³

DASY4 Configuration:

- Probe: ES3DV3 - SN3090; ConvF(4.82, 4.82, 4.82); Calibrated: 2022/4/6
- Sensor-Surface: 3mm (Mechanical Surface Detection)
- Electronics: DAE4 Sn662; Calibrated: 2022/3/24
- Phantom: SAM 1; Type: QD 000 P40 CB; Serial: TP/1378
- Postprocessing SW: SEMCAD, V1.8 Build 186

System check/Area Scan (51x71x1): Measurement grid: dx=15mm, dy=15mm

Maximum value of SAR (interpolated) = 0.637 mW/g

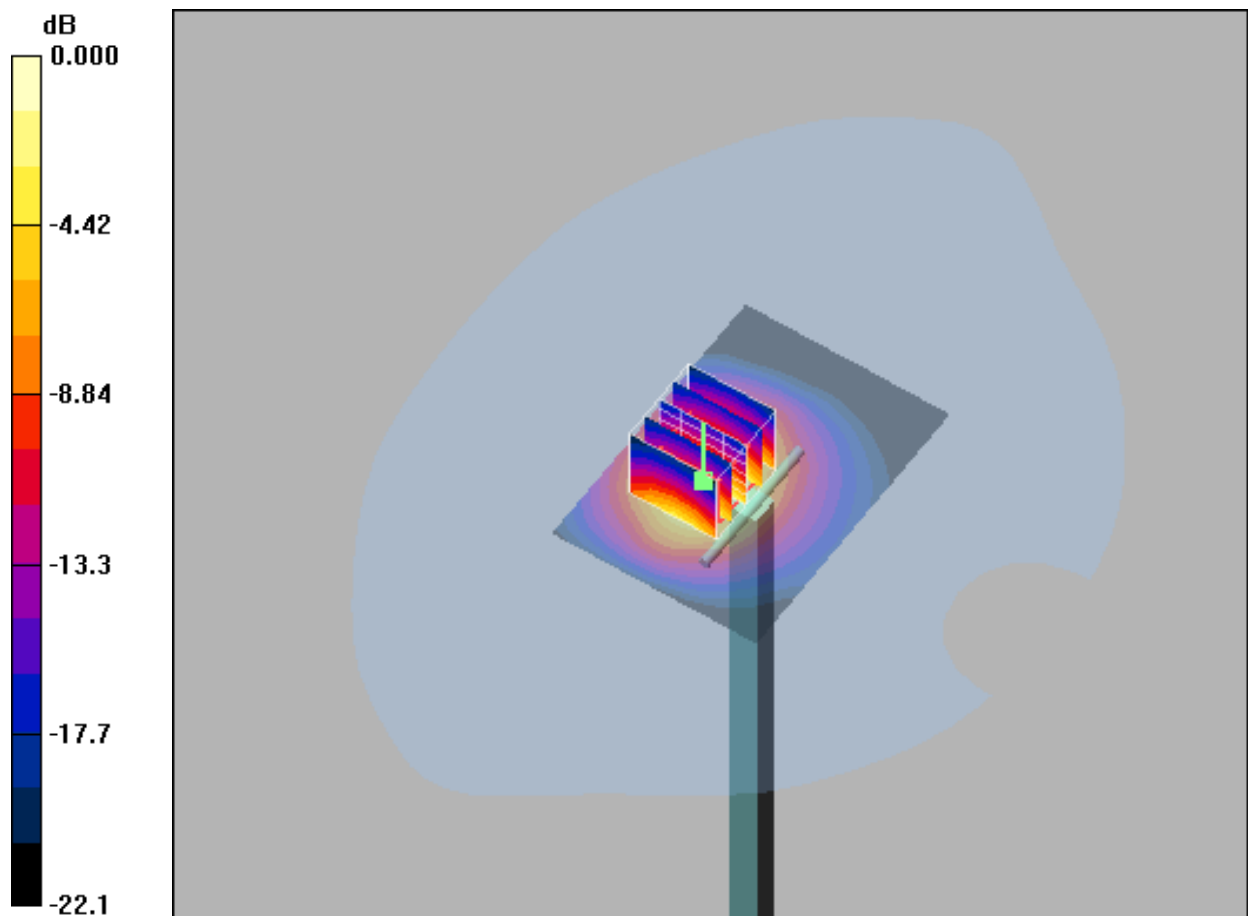
System check/Zoom Scan (5x5x7)/Cube 0: Measurement grid: dx=8mm, dy=8mm, dz=5mm

Reference Value = 13.9 V/m; Power Drift = -0.0285 dB

Peak SAR (extrapolated) = 0.966 W/kg

SAR(1 g) = 0.489 mW/g; SAR(10 g) = 0.242 mW/g

Maximum value of SAR (measured) = 0.625 mW/g



0 dB = 0.625mW/g

System Check_H2450_10dBm

DUT: Dipole 2450 MHz

Communication System: CW; Frequency: 2450 MHz; Duty Cycle: 1:1

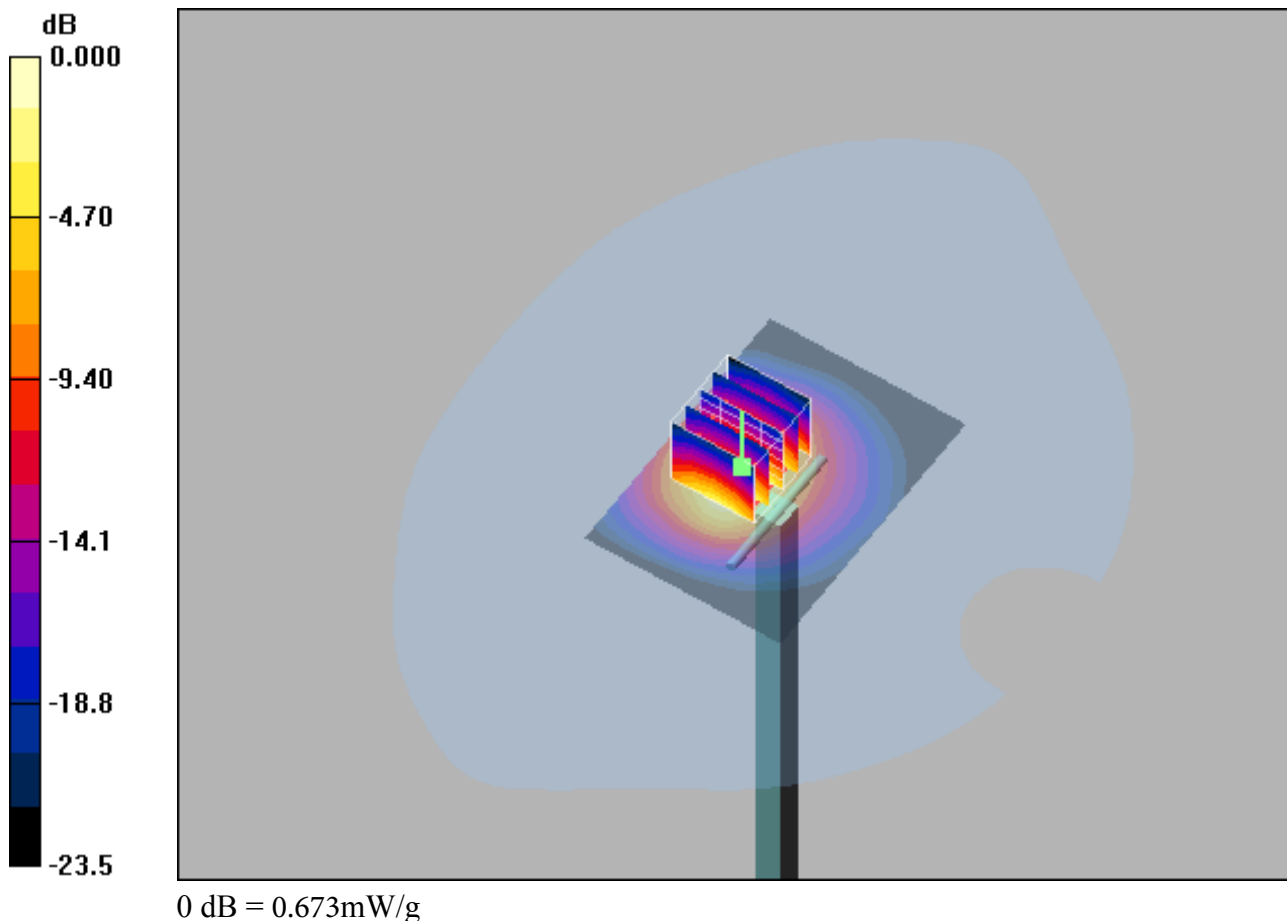
Medium: H2450 Medium parameters used: $f = 2450$ MHz; $\sigma = 1.81$ mho/m; $\epsilon_r = 38.5$; $\rho = 1000$ kg/m³

DASY4 Configuration:

- Probe: ES3DV3 - SN3090; ConvF(4.57, 4.57, 4.57); Calibrated: 2022/4/6
- Sensor-Surface: 3mm (Mechanical Surface Detection)
- Electronics: DAE4 Sn662; Calibrated: 2022/3/24
- Phantom: SAM 1; Type: QD 000 P40 CB; Serial: TP/1378
- Postprocessing SW: SEMCAD, V1.8 Build 186

System check/Area Scan (51x71x1): Measurement grid: dx=15mm, dy=15mm
Maximum value of SAR (interpolated) = 0.705 mW/g

System check/Zoom Scan (5x5x7)/Cube 0: Measurement grid: dx=8mm, dy=8mm, dz=5mm
Reference Value = 13.3 V/m; Power Drift = 0.033 dB
Peak SAR (extrapolated) = 1.06 W/kg
SAR(1 g) = 0.517 mW/g; SAR(10 g) = 0.247 mW/g
Maximum value of SAR (measured) = 0.673 mW/g



System Check_H2600_10dBm

DUT: Dipole 2600 MHz

Communication System: CW; Frequency: 2600 MHz; Duty Cycle: 1:1

Medium: H2600 Medium parameters used: $f = 2600$ MHz; $\sigma = 1.98$ mho/m; $\epsilon_r = 38$; $\rho = 1000$ kg/m³

DASY4 Configuration:

- Probe: ES3DV3 - SN3090; ConvF(4.45, 4.45, 4.45); Calibrated: 2022/4/6
- Sensor-Surface: 3mm (Mechanical Surface Detection)
- Electronics: DAE4 Sn662; Calibrated: 2022/3/24
- Phantom: SAM 1; Type: QD 000 P40 CB; Serial: TP/1378
- Postprocessing SW: SEMCAD, V1.8 Build 186

System check/Area Scan (51x71x1): Measurement grid: dx=15mm, dy=15mm

Maximum value of SAR (interpolated) = 0.767 mW/g

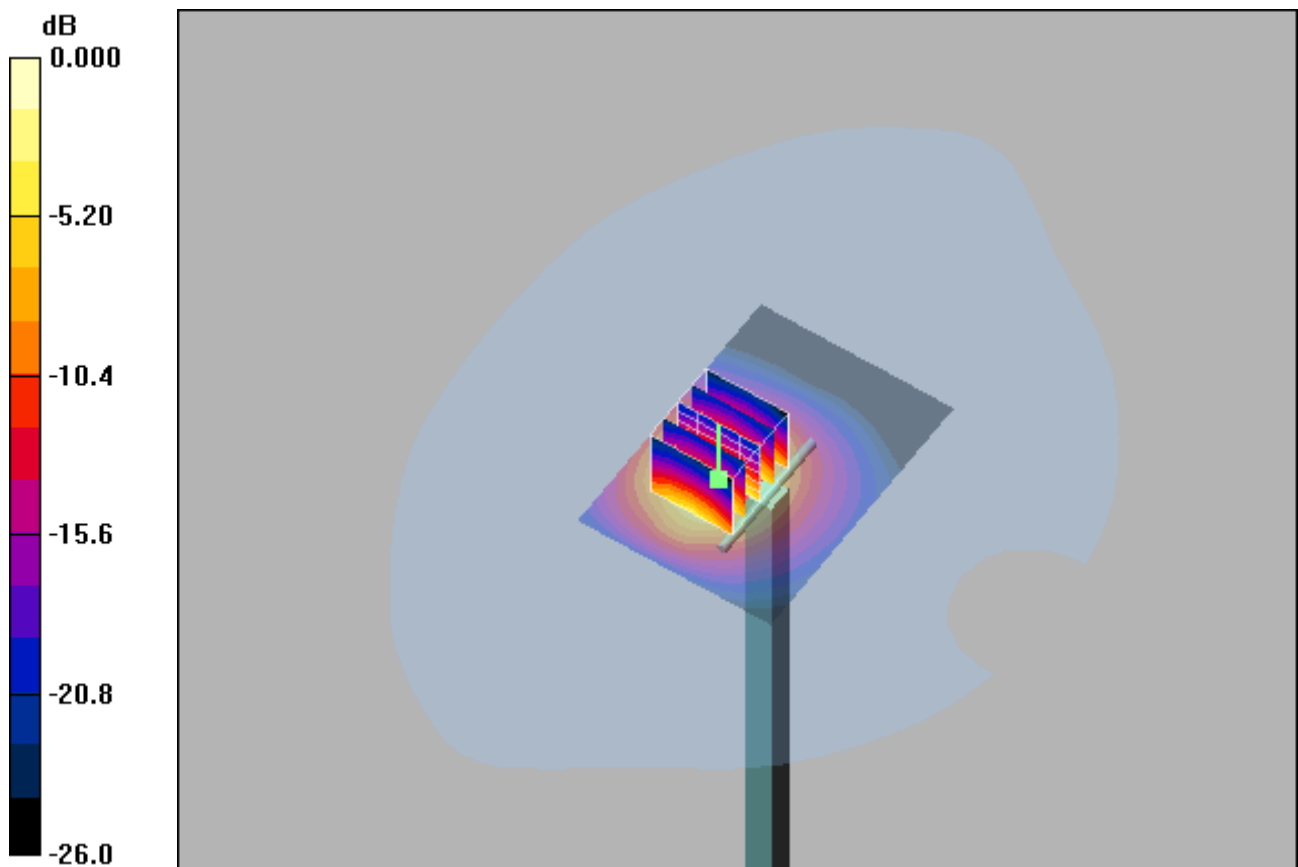
System check/Zoom Scan (5x5x7)/Cube 0: Measurement grid: dx=8mm, dy=8mm, dz=5mm

Reference Value = 11.6 V/m; Power Drift = -0.148 dB

Peak SAR (extrapolated) = 1.23 W/kg

SAR(1 g) = 0.550 mW/g; SAR(10 g) = 0.249 mW/g

Maximum value of SAR (measured) = 0.725 mW/g



0 dB = 0.725mW/g

System Check-D5GHz_H5250

DUT: Dipole D5GHzV2 SN:1280

Communication System: CW; Frequency: 5250 MHz; Duty Cycle: 1:1

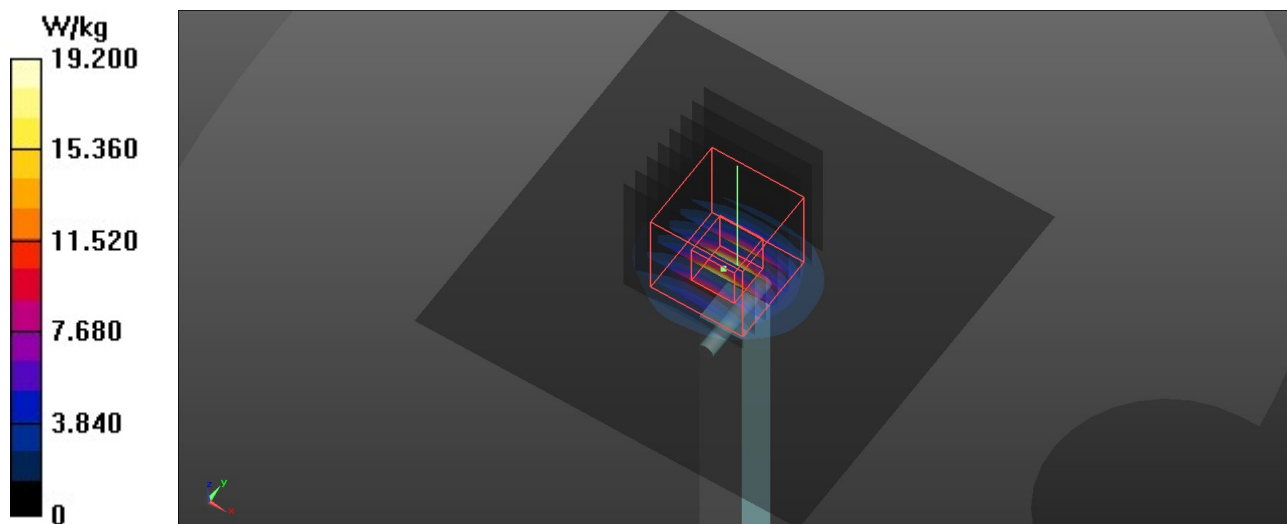
Medium: H5G Medium parameters used: $f = 5250$ MHz; $\sigma = 4.741$ S/m; $\epsilon_r = 36.265$; $\rho = 1000$ kg/m³

DASY4 Configuration:

- Probe: EX3DV4 - SN7506; ConvF(5.45, 5.45, 5.45) @ 5250 MHz; Calibrated: 2022/5/31
- Sensor-Surface: 1.4mm (Mechanical Surface Detection)
- Electronics: DAE4 Sn1557; Calibrated: 2022/1/20
- Phantom: SAM 1; Type: QD 000 P40 CB; Serial: TP/1378
- ; Postprocessing SW: SEMCAD, V1.8 Build 186

Pin=100mW/Area Scan (91x91x1): Interpolated grid: dx=1.000 mm, dy=1.000 mm
Maximum value of SAR (interpolated) = 19.2 W/kg

Pin=100mW/Zoom Scan (8x8x7)/Cube 0: Measurement grid: dx=4mm, dy=4mm, dz=1.4mm
Reference Value = 72.65 V/m; Power Drift = 0.04 dB
Peak SAR (extrapolated) = 34.3 W/kg
SAR(1 g) = 8.19 W/kg; SAR(10 g) = 2.3 W/kg
Maximum value of SAR (measured) = 19.9 W/kg



System Check-D5GHz_H5800

DUT: Dipole D5GHzV2 SN:1280

Communication System: CW; Frequency: 5800 MHz; Duty Cycle: 1:1

Medium: H5G Medium parameters used: $f = 5800$ MHz; $\sigma = 5.313$ S/m; $\epsilon_r = 35.464$; $\rho = 1000$ kg/m³

DASY4 Configuration:

- Probe: EX3DV4 - SN7506; ConvF(4.95, 4.95, 4.95) @ 5800 MHz; Calibrated: 2022/5/31
- Sensor-Surface: 1.4mm (Mechanical Surface Detection)
- Electronics: DAE4 Sn1557; Calibrated: 2022/1/20
- Phantom: SAM 1; Type: QD 000 P40 CB; Serial: TP/1378
- ; Postprocessing SW: SEMCAD, V1.8 Build 186

Pin=100mW/Area Scan (91x91x1): Interpolated grid: dx=1.000 mm, dy=1.000 mm
Maximum value of SAR (interpolated) = 21.2 W/kg

Pin=100mW/Zoom Scan (8x8x7)/Cube 0: Measurement grid: dx=4mm, dy=4mm, dz=1.4mm
Reference Value = 71.27 V/m; Power Drift = 0.03 dB
Peak SAR (extrapolated) = 41.3 W/kg
SAR(1 g) = 8.5 W/kg; SAR(10 g) = 2.38 W/kg
Maximum value of SAR (measured) = 21.4 W/kg

