



# TEST REPORT

**APPLICANT** : Rhino Mobility LLC

**PRODUCT NAME** : Tablet

**MODEL NAME** : T100

**BRAND NAME** : RHINO

**FCC ID** : 2AUOUT100

**STANDARD(S)** : 47 CFR Part 2  
: 47 CFR Part 27

**RECEIPT DATE** : 2023-04-11

**TEST DATE** : 2023-04-20 to 2023-07-24

**ISSUE DATE** : 2023-07-28



Edited by: Li Huaijie  
Li Huaijie (Rapporteur)

Approved by: Shen Junsheng  
Shen Junsheng(Supervisor)

**NOTE:** This document is issued by Shenzhen Morlab Communication Technology Co., Ltd., the test report shall not be reproduced except in full without prior written permission of the company. The test results apply only to the particular sample(s) tested and to the specific tests carried out which is available on request for validation and information confirmed at our website.





# DIRECTORY

- 1. Technical Information ..... 3
  - 1.1. Applicant and Manufacturer Information ..... 3
  - 1.2. Equipment Under Test (EUT) Description ..... 3
  - 1.3. Maximum ERP/EIRP and Emission Designator ..... 5
  - 1.4. Test Standards and Results ..... 6
  - 1.5. Environmental Conditions ..... 7
- 2. 47 CFR Part 2 and Part 27 Requirements ..... 8
  - 2.1. Transmitter Conducted Output Power and ERP/EIPR ..... 8
  - 2.2. Occupied Bandwidth ..... 10
  - 2.3. Conducted Spurious Emissions ..... 40
  - 2.4. Band Edge ..... 92
  - 2.5. Radiated Spurious Emissions ..... 110
- Annex A Test Uncertainty ..... 125
- Annex B Testing Laboratory Information ..... 126

Change History		
Version	Date	Reason for change
1.0	2023-07-28	First edition



# 1. Technical Information

Note: Provide by applicant.

## 1.1. Applicant and Manufacturer Information

<b>Applicant:</b>	Rhino Mobility LLC
<b>Applicant Address:</b>	8 The Green, Suite A, Dover, Delaware,19901, USA
<b>Manufacturer:</b>	Rhino Mobility LLC
<b>Manufacturer Address:</b>	8 The Green, Suite A, Dover, Delaware,19901, USA

## 1.2. Equipment Under Test (EUT) Description

<b>Product Name:</b>	Tablet	
<b>Hardware Version:</b>	T8005_V1.0	
<b>Software Version:</b>	T100(001)_20230610	
<b>IMEI:</b>	357867110000540	
<b>Modulation Type:</b>	QPSK, 16QAM, 64QAM	
<b>Operation Band:</b>	Uplink: CA_7C, CA_41C	
<b>Frequency Range:</b>	LTE CA_7C	Tx: 2500MHz–2570MHz
		Rx: 2620MHz–2690MHz
	LTE CA_41C	Tx: 2496 MHz–2690MHz
		Rx: 2496 MHz–2690MHz
<b>Channel Bandwidth:</b>	LTE CA_7C	10MHz+20MHz,20MHz+10MHz,15MHz+10MHz 15MHz+15MHz,15MHz+20MHz,20MHz+15MHz 20MHz+20MHz
	LTE CA_41C	5MHz+20MHz,20MHz+5MHz,10MHz+15MHz, 15MHz+10MHz,10MHz+20MHz,20MHz+10MHz 15MHz+15MHz,15MHz+20MHz,20MHz+15MHz 20MHz+20MHz
<b>Antenna Type:</b>	PIFA Antenna	
<b>Antenna Gain:</b>	LTE Band 7	5.16 dBi
	LTE Band 41	5.16 dBi
<b>Accessory Information:</b>	Battery	
	Brand Name:	N/A
	Model No.:	BPT100
	Serial No.:	N/A
	Rated Capacity:	6000 mAh

Rated Voltage:	3.85V
Charge Limit:	4.40V
Manufacturer:	Huizhou Highpower Technology Co., Ltd.
AC Adapter	
Brand Name:	RHINO
Model No.:	TPA-10S120150UU01
Serial No.:	N/A
Rated Output:	3.6V-6.0V=3A or 6.0V-9.0V=2.0A or 9.0V-12.0V=1.5A
Rated Input:	100-240V~, 0.6A
Manufacturer:	Shenzhen Tianyin Electronics Co., Ltd.
USB Cable 1	
Model No.:	188.123022001-09
Manufacturer:	Yibin Ruirun Electronics Co., Ltd.
USB Cable 2	
Model No.:	188.123022002-09
Manufacturer:	Yibin Ruirun Electronics Co., Ltd.
USB Cable 3	
Model No.:	USB TYPE A TO C 2.0 Cable 2.0m
Manufacturer:	HUIZHOU WASHIN ELECTRONICTS CO.,LTD.
USB Cable 4	
Model No.:	USB TYPE A TO C 2.0 Cable 1.0m
Manufacturer:	HUIZHOU WASHIN ELECTRONICTS CO.,LTD.

**Note 1:** For a more detailed description, please refer to Specification or User's Manual supplied by the applicant and/or manufacturer.



### 1.3. Maximum ERP/EIRP and Emission Designator

Channel bandwidth	Maximum ERP/EIRP (W)		
LTE CA_7C	QPSK	16QAM	64QAM
20+20	0.552	/	/
LTE CA_41C	QPSK	16QAM	64QAM
20+20	0.635	/	/

Channel bandwidth	Emission Designator (99%OBW)		
LTE CA_7C	QPSK	16QAM	64QAM
10+20	27M6G7W	27M6D7W	27M5D7W
15+10	23M0G7W	23M1D7W	23M0D7W
15+15	28M3G7W	28M3D7W	28M1D7W
15+20	32M4G7W	32M5D7W	32M3D7W
20+10	27M7G7W	27M6D7W	27M7D7W
20+15	32M6G7W	32M5D7W	32M4D7W
20+20	37M2G7W	37M3D7W	37M2D7W

Channel bandwidth	Emission Designator (99%OBW)		
LTE CA_41C	QPSK	16QAM	64QAM
5+20	22M7G7W	22M7D7W	22M8D7W
10+15	23M0G7W	23M0D7W	23M0D7W
10+20	27M6G7W	27M6D7W	27M6D7W
15+10	23M1G7W	23M1D7W	23M1D7W
15+15	28M2G7W	28M2D7W	28M2D7W
15+20	32M4G7W	32M5D7W	32M4D7W
20+5	22M8G7W	22M8D7W	22M8D7W
20+10	27M7G7W	27M7D7W	27M7D7W
20+15	32M5G7W	32M5D7W	32M5D7W
20+20	37M2G7W	37M3D7W	37M3D7W

## 1.4. Test Standards and Results

The objective of the report is to perform testing according to Part 2, Part 27 for the EUT FCC ID Certification:

No	Identity	Document Title
1	47 CFR Part 2	Frequency Allocations and Radio Treaty Matters; General Rules and Regulations
2	47 CFR Part 27	Miscellaneous Wireless Communications Services

Test detailed items/section required by FCC rules and results are as below:

Section	Description	Test Date	Test Engineer	Result	Method Determination /Remark
2.1046, 27.50(h)(2),	Transmitter Conducted Output Power and ERP/EIRP	2023/04/20- 2023/07/24	Tan Xiaowei Li Huaijie	PASS	No deviation
2.1049	Occupied Bandwidth	2023/04/20- 2023/04/23	Li Huaijie	PASS	No deviation
2.1051, 27.53(m)(4), 27.53(h)	Conducted Spurious Emissions	2023/04/21- 2023/04/23	Li Huaijie	PASS	No deviation
2.1051, 27.53(m)(4),	Band Edge	2023/04/23	Li Huaijie	PASS	No deviation
2.1051, 27.53(m)(4),	Radiated Spurious Emissions	2023/07/15	Li Hanbin Gao Jianrou	PASS	No deviation

**Note 1:** The tests were performed according to the method of measurements prescribed in KDB971168 D01 v03 and ANSI/TIA-603-E-2016.

**Note 2:** The path loss during the RF test is calibrated to correct the results by the offset setting in the test equipment. The ref offset 8dB contains two parts that cable loss 5dB and Attenuator3dB.

**Note 3:** When the test result is a critical value, we will use the measurement uncertainty give the judgment result based on the 95% confidence intervals.



## 1.5. Environmental Conditions

During the measurement, the environmental conditions were within the listed ranges:

<b>Temperature (°C):</b>	15 - 35
<b>Relative Humidity (%):</b>	30 - 60
<b>Atmospheric Pressure (kPa):</b>	86-106

## 2. 47 CFR Part 2 and Part 27 Requirements

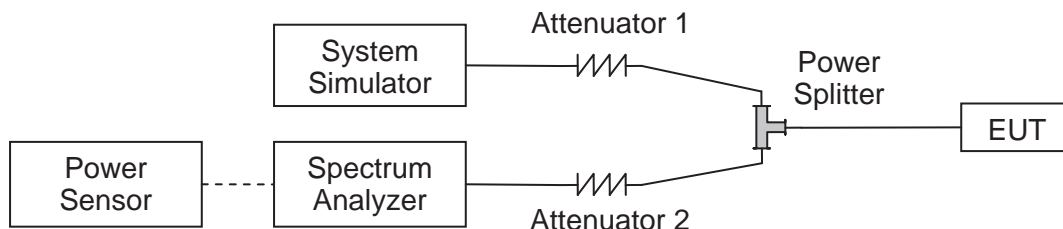
### 2.1. Transmitter Conducted Output Power and ERP/EIPR

#### 2.1.1. Requirement

According to FCC section 2.1046(a) for transmitters other than single sideband, independent sideband and controlled carrier radiotelephone, power output shall be measured at the RF output terminals when the transmitter is adjusted in accordance with the tune-up procedure to give the values of current and voltage on the circuit elements specified in FCC section 2.1033(c)(8).

According to FCC section 27.50 (h)(2) for LTE Band 7, 41, Mobile and other user stations. Mobile stations are limited to 2 watts E.I.R.P. All user stations are limited to 2 watts transmitter output power.

#### 2.1.1. Test Description



The EUT is coupled to the Spectrum Analyzer (SA) and the System Simulator (SS) with Attenuators through the Power Splitter; the RF load attached to the EUT antenna terminal is 50Ohm; the path loss as the factor is calibrated to correct the reading. The EUT is commanded by the SS to operate at the maximum output power. A call is established between the EUT and the SS.

#### 2.1.2. Test procedure

KDB 971168 D01v03 Section 5.2 and ANSI/TIA-603-E-2016.

$$\text{EIRP (dBm)} = \text{Conducted Output Power (dBm)} + \text{Antenna Gain (dBi)}$$

$$\text{ERP (dBm)} = \text{EIPR (dBm)} - 2.15$$





### 2.1.3. Result

#### Conducted Output Power

LTE CA_7C								
Combination:20MHz+20MHz(100RB+100RB)								
PCC Channel (3GPP)	SCC Channel	Modulation	PCC		SCC		Total RB Size	Measured Power(dBm)
			RB Size	RB Offset	RB Size	RB Offset		
20850	21048	QPSK	1	0	100	0	1	22.26
21001	21199	QPSK	1	0	100	0	1	22.25
21152	21350	QPSK	1	0	100	0	1	22.07

LTE CA_41C								
Combination:20MHz+20MHz(100RB+100RB)								
PCC Channel (3GPP)	SCC Channel	Modulation	PCC		SCC		Total RB Size	Measured Power(dBm)
			RB Size	RB Offset	RB Size	RB Offset		
39750	39948	QPSK	1	0	100	0	1	22.87
40521	40719	QPSK	1	0	100	0	1	22.79
41292	41490	QPSK	1	0	100	0	1	22.81

#### Effective Radiated Power and Effective Isotropic Radiated Power

LTE CA_7C									
Combination:20MHz+20MHz(100RB+100RB)									
PCC Channel	SCC Channel	Modulation	PCC		SCC		Total RB Size	Measured Power(dBm)	Measured EIRP(W)
			RB Size	RB Offset	RB Size	RB Offset			
20850	21048	QPSK	1	0	100	0	1	27.42	0.552
21001	21199	QPSK	1	0	100	0	1	27.41	0.551
21152	21350	QPSK	1	0	100	0	1	27.23	0.528

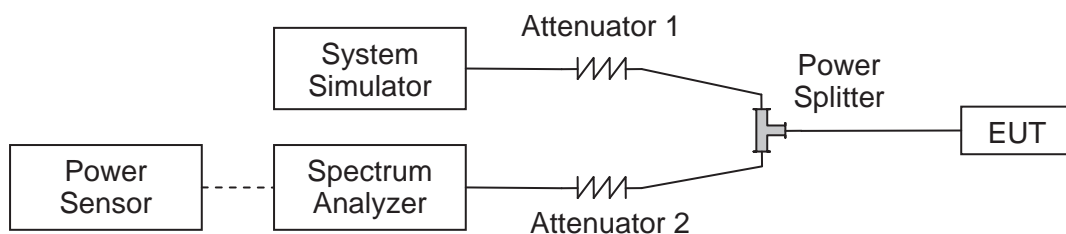
LTE CA_41C									
Combination:20MHz+20MHz(100RB+100RB)									
PCC Channel	SCC Channel	Modulation	PCC		SCC		Total RB Size	Measured Power(dBm)	Measured EIRP(W)
			RB Size	RB Offset	RB Size	RB Offset			
39750	39948	QPSK	1	0	100	0	1	28.03	0.635
40521	40719	QPSK	1	0	100	0	1	27.95	0.624
41292	41490	QPSK	1	0	100	0	1	27.97	0.627

## 2.2. Occupied Bandwidth

### 2.2.1. Requirement

According to FCC section 2.1049, the occupied bandwidth is the frequency bandwidth such that, below its lower and above its upper frequency limits, the mean powers radiated are each equal to 0.5 percent of the total mean power radiated by a given emission. Occupied bandwidth is also known as the 99% emission bandwidth.

### 2.2.2. Test Description



The EUT is coupled to the Spectrum Analyzer (SA) and the System Simulator (SS) with Attenuators through the Power Splitter; the RF load attached to the EUT antenna terminal is 50Ohm; the path loss as the factor is calibrated to correct the reading. The EUT is commanded by the SS to operate at the maximum output power. A call is established between the EUT and the SS.

### 2.2.3. Test procedure

KDB 971168 D01v03 Section 4.1 and ANSI/TIA-603-E-2016.

### 2.2.4. Test Result



LTE CA_7C						
BW(MHz)	Channel Level	PCC Channel	SCC Channel	Modulation	99% BW (MHz)	26dB BW (MHz)
10MHz+20MHz	Low	20805	20949	QPSK	27.41	28.71
10MHz+20MHz	Low	20805	20949	16QAM	27.59	28.71
10MHz+20MHz	Low	20805	20949	64QAM	27.51	28.76
20MHz+10MHz	Low	20850	20994	QPSK	27.58	29.02
20MHz+10MHz	Low	20850	20994	16QAM	27.60	29.04
20MHz+10MHz	Low	20850	20994	64QAM	27.61	28.95
15MHz+10MHz	Low	20825	20945	QPSK	23.04	24.20
15MHz+10MHz	Low	20825	20945	16QAM	23.04	24.21
15MHz+10MHz	Low	20825	20945	64QAM	23.03	24.28
15MHz+15MHz	Low	20825	20975	QPSK	28.14	29.54
15MHz+15MHz	Low	20825	20975	16QAM	28.24	29.42
15MHz+15MHz	Low	20825	20975	64QAM	28.12	29.54
15MHz+20MHz	Low	20828	20999	QPSK	32.39	33.89
15MHz+20MHz	Low	20828	20999	16QAM	32.48	33.90
15MHz+20MHz	Low	20828	20999	64QAM	32.29	33.88
20MHz+15MHz	Low	20850	21021	QPSK	32.43	33.87
20MHz+15MHz	Low	20850	21021	16QAM	32.47	33.86
20MHz+15MHz	Low	20850	21021	64QAM	32.32	34.11
20MHz+20MHz	Low	20850	21048	QPSK	37.17	38.99
20MHz+20MHz	Low	20850	21048	16QAM	37.31	38.91
20MHz+20MHz	Low	20850	21048	64QAM	37.09	38.93
10MHz+20MHz	Mid	21006	21150	QPSK	27.57	28.74
10MHz+20MHz	Mid	21006	21150	16QAM	27.52	28.70
10MHz+20MHz	Mid	21006	21150	64QAM	27.49	28.74
20MHz+10MHz	Mid	21051	21195	QPSK	27.73	28.80
20MHz+10MHz	Mid	21051	21195	16QAM	27.63	28.92
20MHz+10MHz	Mid	21051	21195	64QAM	27.55	28.99
15MHz+10MHz	Mid	21051	21171	QPSK	23.01	24.24
15MHz+10MHz	Mid	21051	21171	16QAM	23.07	24.25
15MHz+10MHz	Mid	21051	21171	64QAM	22.94	24.22
15MHz+15MHz	Mid	21025	21175	QPSK	28.31	29.61
15MHz+15MHz	Mid	21025	21175	16QAM	28.28	29.45
15MHz+15MHz	Mid	21025	21175	64QAM	28.11	29.60
15MHz+20MHz	Mid	21003	21174	QPSK	32.30	33.94
15MHz+20MHz	Mid	21003	21174	16QAM	32.51	33.94
15MHz+20MHz	Mid	21003	21174	64QAM	32.33	34.01
20MHz+15MHz	Mid	21026	21197	QPSK	32.64	33.78
20MHz+15MHz	Mid	21026	21197	16QAM	32.50	34.08
20MHz+15MHz	Mid	21026	21197	64QAM	32.35	34.03
20MHz+20MHz	Mid	21001	21199	QPSK	37.10	39.08
20MHz+20MHz	Mid	21001	21199	16QAM	37.25	39.06
20MHz+20MHz	Mid	21001	21199	64QAM	37.18	39.03
10MHz+20MHz	High	21206	21350	QPSK	27.49	28.69
10MHz+20MHz	High	21206	21350	16QAM	27.60	28.71
10MHz+20MHz	High	21206	21350	64QAM	27.47	28.81



20MHz+10MHz	High	21251	21395	QPSK	27.73	28.75
20MHz+10MHz	High	21251	21395	16QAM	27.63	29.05
20MHz+10MHz	High	21251	21395	64QAM	27.65	29.01
15MHz+10MHz	High	21277	21397	QPSK	23.01	24.20
15MHz+10MHz	High	21277	21397	16QAM	23.01	24.27
15MHz+10MHz	High	21277	21397	64QAM	22.98	24.17
15MHz+15MHz	High	21225	21375	QPSK	28.10	29.53
15MHz+15MHz	High	21225	21375	16QAM	28.23	29.48
15MHz+15MHz	High	21225	21375	64QAM	28.13	29.50
15MHz+20MHz	High	21179	21350	QPSK	32.23	33.84
15MHz+20MHz	High	21179	21350	16QAM	32.37	33.85
15MHz+20MHz	High	21179	21350	64QAM	32.24	33.91
20MHz+15MHz	High	21201	21372	QPSK	32.58	34.03
20MHz+15MHz	High	21201	21372	16QAM	32.50	33.92
20MHz+15MHz	High	21201	21372	64QAM	32.36	33.98
20MHz+20MHz	High	21152	21350	QPSK	37.14	38.97
20MHz+20MHz	High	21152	21350	16QAM	37.17	38.91
20MHz+20MHz	High	21152	21350	64QAM	37.03	38.99

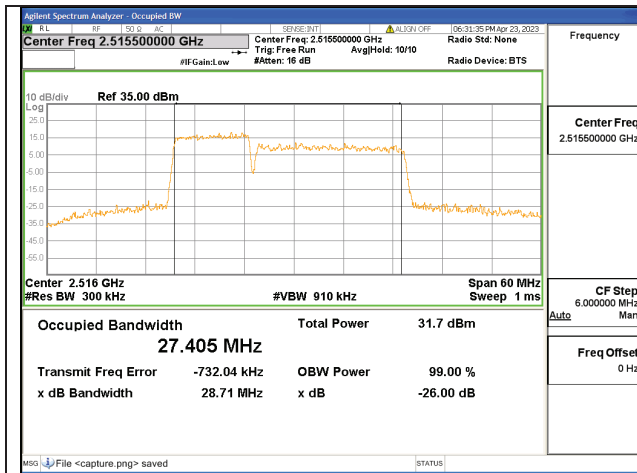
LTE CA_41C						
BW(MHz)	Channel Level	PCC Channel	SCC Channel	Modulation	99% BW (MHz)	26dB BW (MHz)
5MHz+20MHz	Low	39683	39800	QPSK	22.73	23.66
5MHz+20MHz	Low	39683	39800	16QAM	22.71	23.65
5MHz+20MHz	Low	39683	39800	64QAM	22.78	23.63
20MHz+5MHz	Low	39750	39867	QPSK	22.81	23.74
20MHz+5MHz	Low	39750	39867	16QAM	22.82	23.87
20MHz+5MHz	Low	39750	39867	64QAM	22.83	23.79
10MHz+15MHz	Low	39703	39823	QPSK	23.00	23.98
10MHz+15MHz	Low	39703	39823	16QAM	23.02	24.09
10MHz+15MHz	Low	39703	39823	64QAM	23.01	24.37
15MHz+10MHz	Low	39725	39845	QPSK	23.04	24.43
15MHz+10MHz	Low	39725	39845	16QAM	23.09	24.15
15MHz+10MHz	Low	39725	39845	64QAM	23.04	24.27
10MHz+20MHz	Low	39705	39849	QPSK	27.56	28.72
10MHz+20MHz	Low	39705	39849	16QAM	27.54	28.69
10MHz+20MHz	Low	39705	39849	64QAM	27.57	28.75
20MHz+10MHz	Low	39750	39894	QPSK	27.65	28.95
20MHz+10MHz	Low	39750	39894	16QAM	27.64	29.04
20MHz+10MHz	Low	39750	39894	64QAM	27.65	28.97
15MHz+15MHz	Low	39725	39875	QPSK	28.17	29.45
15MHz+15MHz	Low	39725	39875	16QAM	28.19	29.39
15MHz+15MHz	Low	39725	39875	64QAM	28.18	29.64
15MHz+20MHz	Low	39728	39899	QPSK	32.40	33.86
15MHz+20MHz	Low	39728	39899	16QAM	32.49	33.92
15MHz+20MHz	Low	39728	39899	64QAM	32.44	34.08
20MHz+15MHz	Low	39750	39921	QPSK	32.49	33.91
20MHz+15MHz	Low	39750	39921	16QAM	32.45	34.13



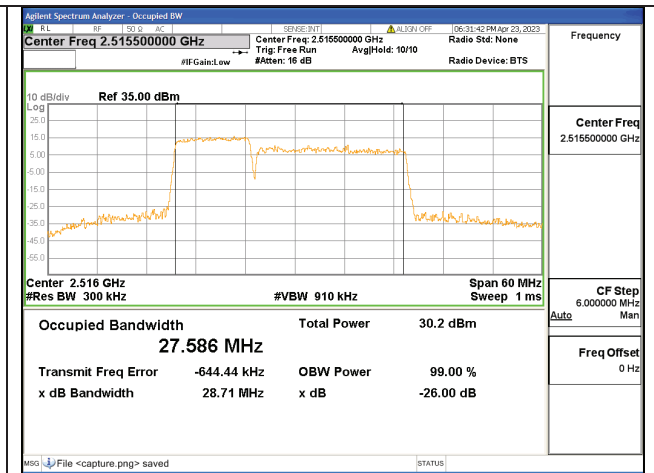
20MHz+15MHz	Low	39750	39921	64QAM	32.46	33.97
20MHz+20MHz	Low	39750	39948	QPSK	37.18	38.93
20MHz+20MHz	Low	39750	39948	16QAM	37.23	39.49
20MHz+20MHz	Low	39750	39948	64QAM	37.23	39.06
5MHz+20MHz	Mid	40528	40645	QPSK	22.69	23.63
5MHz+20MHz	Mid	40528	40645	16QAM	22.70	23.58
5MHz+20MHz	Mid	40528	40645	64QAM	22.70	23.60
20MHz+5MHz	Mid	40595	40712	QPSK	22.80	23.91
20MHz+5MHz	Mid	40595	40712	16QAM	22.81	23.88
20MHz+5MHz	Mid	40595	40712	64QAM	22.79	23.67
10MHz+15MHz	Mid	40549	40669	QPSK	22.98	24.07
10MHz+15MHz	Mid	40549	40669	16QAM	23.00	24.08
10MHz+15MHz	Mid	40549	40669	64QAM	23.03	24.15
15MHz+10MHz	Mid	40571	40691	QPSK	23.04	24.31
15MHz+10MHz	Mid	40571	40691	16QAM	23.00	24.19
15MHz+10MHz	Mid	40571	40691	64QAM	23.08	24.35
10MHz+20MHz	Mid	40526	40670	QPSK	27.55	28.75
10MHz+20MHz	Mid	40526	40670	16QAM	27.55	28.76
10MHz+20MHz	Mid	40526	40670	64QAM	27.59	28.85
20MHz+10MHz	Mid	40571	40715	QPSK	27.59	29.04
20MHz+10MHz	Mid	40571	40715	16QAM	27.67	29.20
20MHz+10MHz	Mid	40571	40715	64QAM	27.69	29.03
15MHz+15MHz	Mid	40545	40695	QPSK	28.20	29.43
15MHz+15MHz	Mid	40545	40695	16QAM	28.18	29.49
15MHz+15MHz	Mid	40545	40695	64QAM	28.18	29.50
15MHz+20MHz	Mid	40523	40694	QPSK	32.41	33.85
15MHz+20MHz	Mid	40523	40694	16QAM	32.48	33.93
15MHz+20MHz	Mid	40523	40694	64QAM	32.44	33.92
20MHz+15MHz	Mid	40546	40717	QPSK	32.45	33.91
20MHz+15MHz	Mid	40546	40717	16QAM	32.52	34.86
20MHz+15MHz	Mid	40546	40717	64QAM	32.47	34.46
20MHz+20MHz	Mid	40521	40719	QPSK	37.20	38.95
20MHz+20MHz	Mid	40521	40719	16QAM	37.34	40.02
20MHz+20MHz	Mid	40521	40719	64QAM	37.29	38.92
5MHz+20MHz	High	41373	41490	QPSK	22.64	23.52
5MHz+20MHz	High	41373	41490	16QAM	22.68	23.85
5MHz+20MHz	High	41373	41490	64QAM	22.69	23.70
20MHz+5MHz	High	41440	41557	QPSK	22.80	23.84
20MHz+5MHz	High	41440	41557	16QAM	22.79	23.87
20MHz+5MHz	High	41440	41557	64QAM	22.82	23.95
10MHz+15MHz	High	41395	41515	QPSK	22.96	24.04
10MHz+15MHz	High	41395	41515	16QAM	23.01	24.22
10MHz+15MHz	High	41395	41515	64QAM	23.00	24.17
15MHz+10MHz	High	41417	41537	QPSK	23.08	24.20
15MHz+10MHz	High	41417	41537	16QAM	23.04	24.23
15MHz+10MHz	High	41417	41537	64QAM	23.05	24.25
10MHz+20MHz	High	41346	41490	QPSK	27.55	28.76
10MHz+20MHz	High	41346	41490	16QAM	27.49	28.78



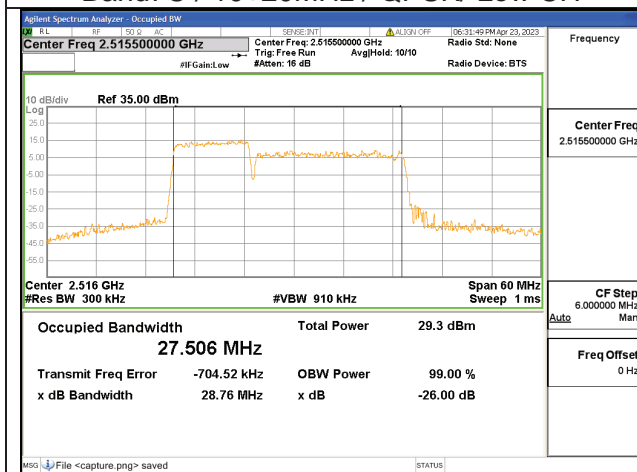
10MHz+20MHz	High	41346	41490	64QAM	27.51	28.67
20MHz+10MHz	High	41391	41535	QPSK	27.61	29.12
20MHz+10MHz	High	41391	41535	16QAM	27.68	29.10
20MHz+10MHz	High	41391	41535	64QAM	27.59	28.83
15MHz+15MHz	High	41365	41515	QPSK	28.14	29.67
15MHz+15MHz	High	41365	41515	16QAM	28.19	29.56
15MHz+15MHz	High	41365	41515	64QAM	28.17	29.59
15MHz+20MHz	High	41319	41490	QPSK	32.35	33.90
15MHz+20MHz	High	41319	41490	16QAM	32.44	33.88
15MHz+20MHz	High	41319	41490	64QAM	32.39	33.96
20MHz+15MHz	High	41341	41512	QPSK	32.35	33.81
20MHz+15MHz	High	41341	41512	16QAM	32.52	35.41
20MHz+15MHz	High	41341	41512	64QAM	32.42	33.93
20MHz+20MHz	High	41292	41490	QPSK	37.07	38.91
20MHz+20MHz	High	41292	41490	16QAM	37.16	40.71
20MHz+20MHz	High	41292	41490	64QAM	37.23	38.94



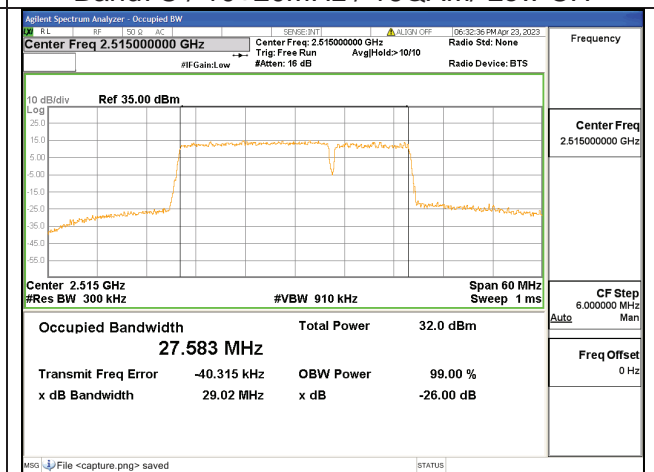
Band7C / 10+20MHz / QPSK/ Low CH



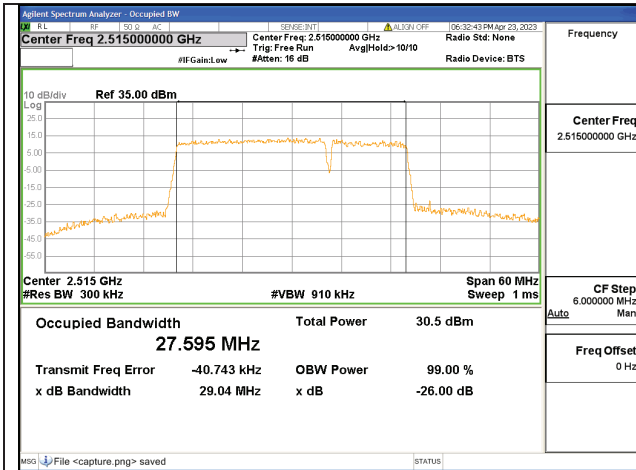
Band7C / 10+20MHz / 16QAM/ Low CH



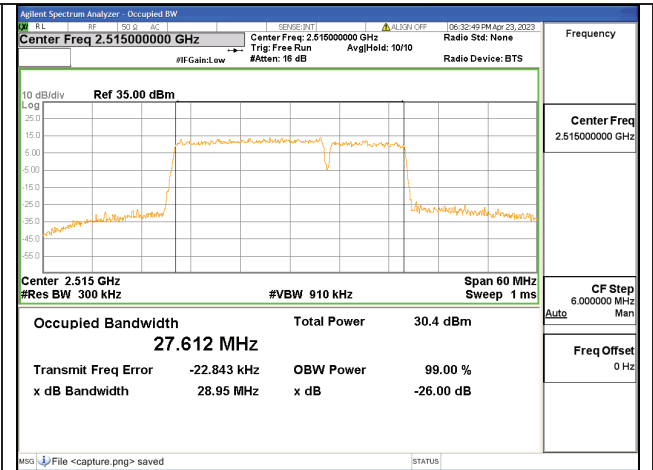
Band7C / 10+20MHz / 64QAM/ Low CH



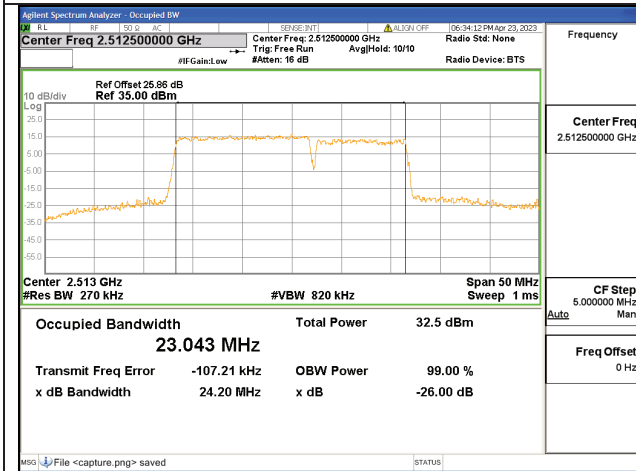
Band7C / 20+10MHz / QPSK/ Low CH



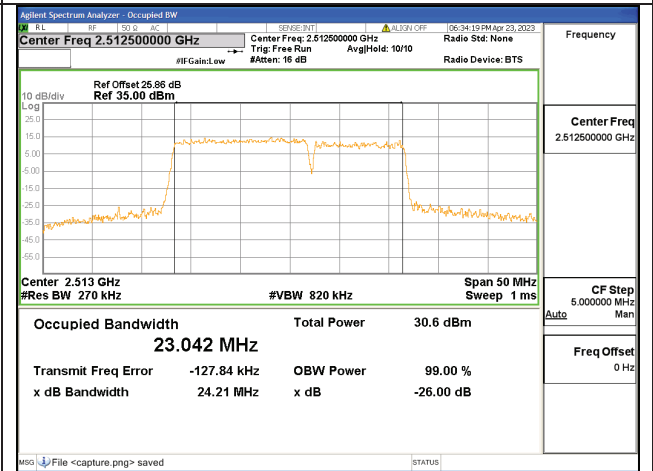
Band7C / 20+10MHz / 16QAM/ Low CH



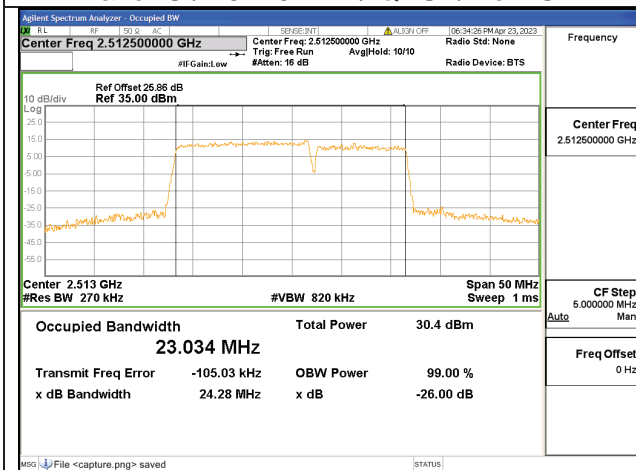
Band7C / 20+10MHz / 64QAM/ Low CH



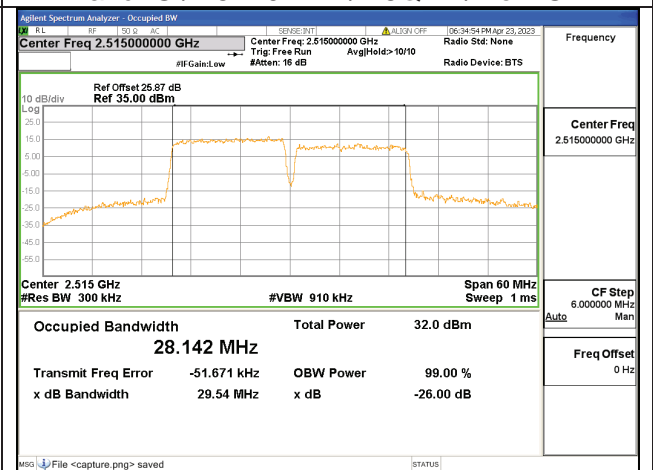
Band7C / 15+10MHz / QPSK/ Low CH



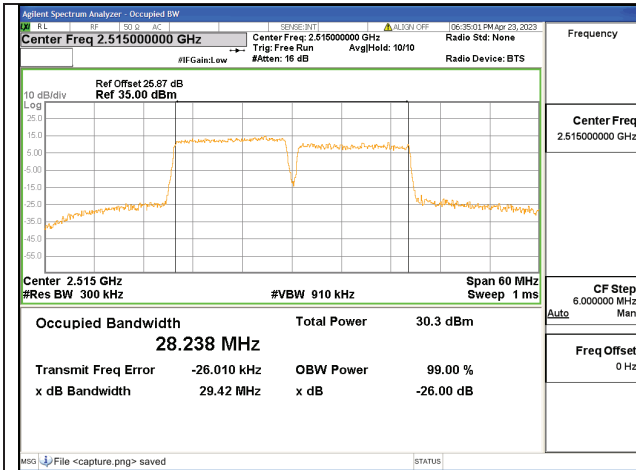
Band7C / 15+10MHz / 16QAM/ Low CH



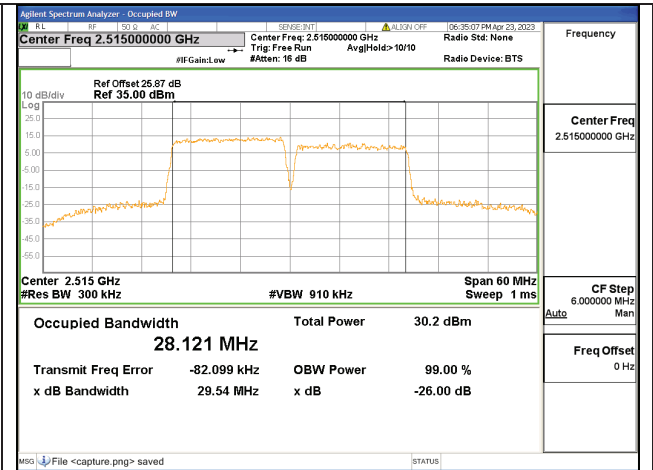
Band7C / 15+10MHz / 64QAM/ Low CH



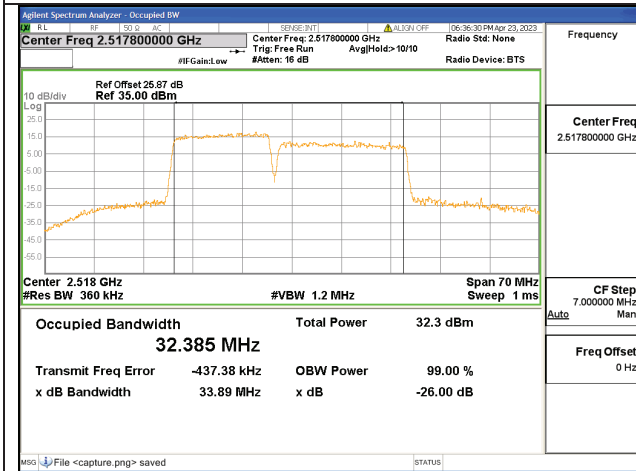
Band7C / 15+15MHz / QPSK/ Low CH



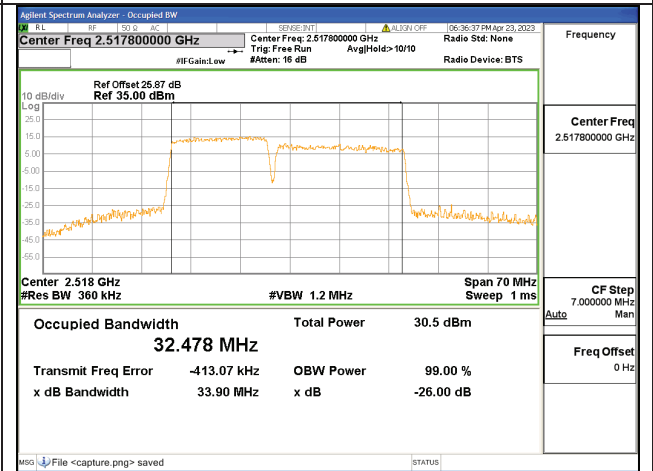
Band7C / 15+15MHz / 16QAM/ Low CH



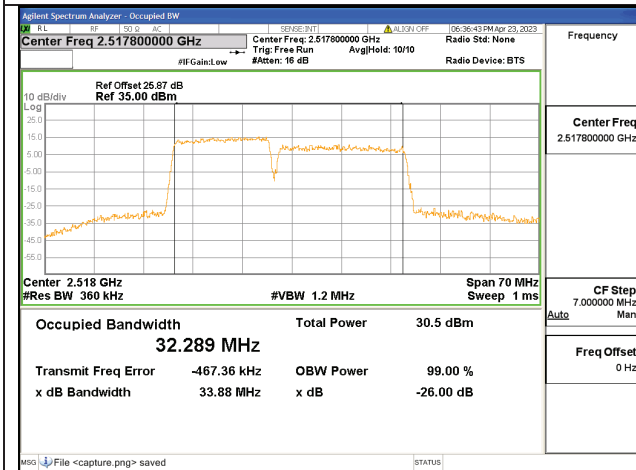
Band7C / 15+15MHz / 64QAM/ Low CH



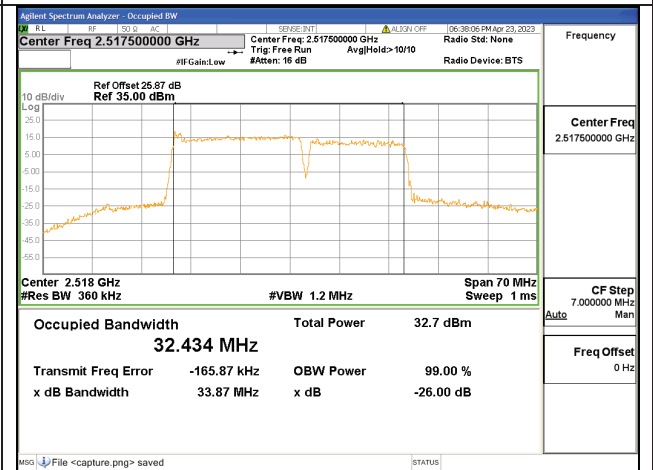
Band7C / 15+20MHz / QPSK/ Low CH



Band7C / 15+20MHz / 16QAM/ Low CH

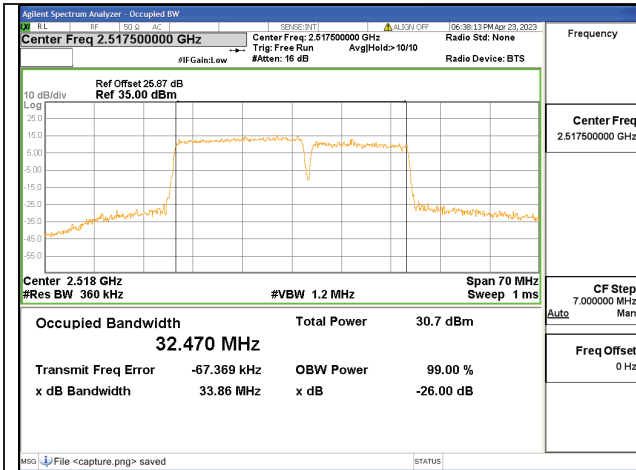


Band7C / 15+20MHz / 64QAM/ Low CH

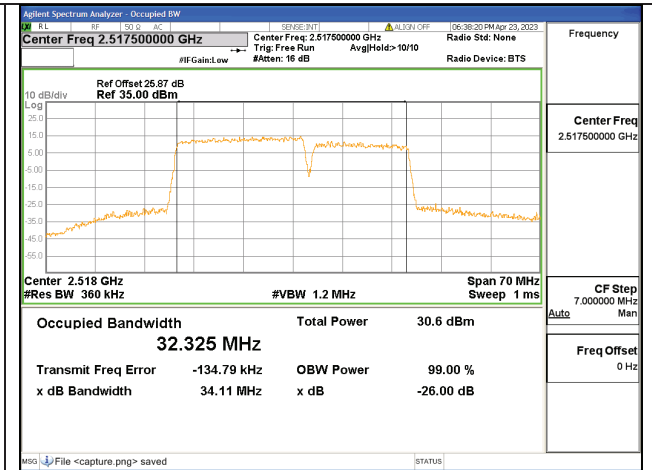


Band7C / 20+15MHz / QPSK/ Low CH

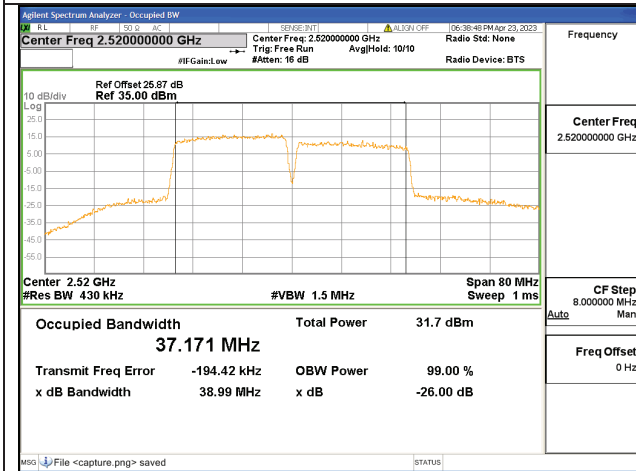




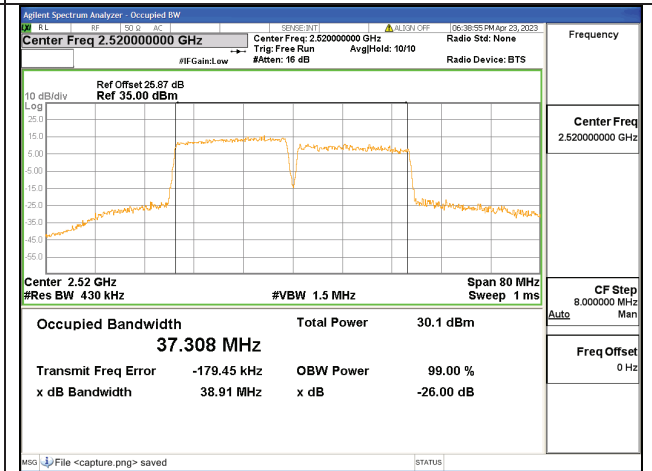
Band7C / 20+15MHz / 16QAM/ Low CH



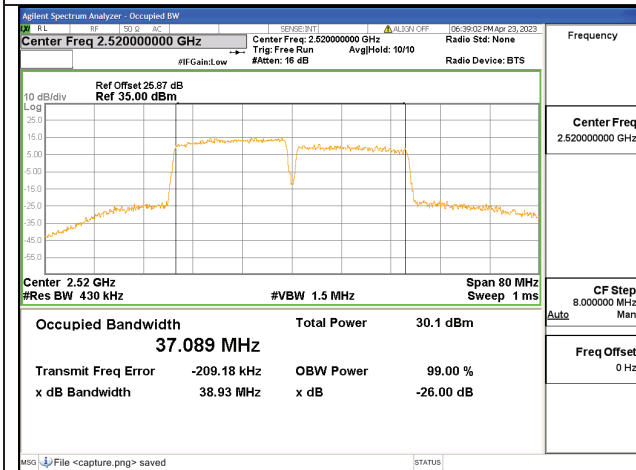
Band7C / 20+15MHz / 64QAM/ Low CH



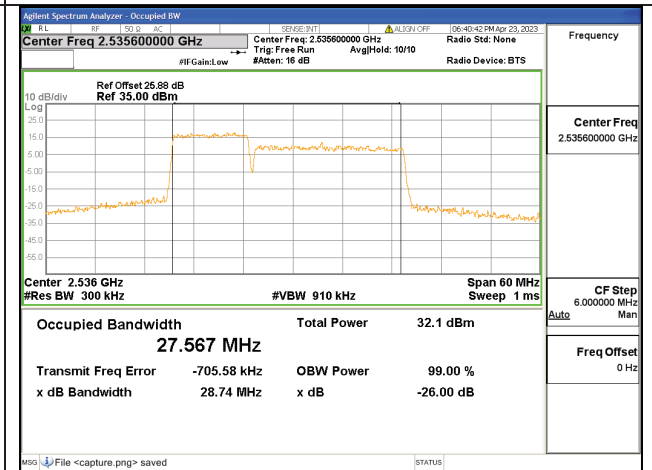
Band7C / 20+20MHz / QPSK/ Low CH



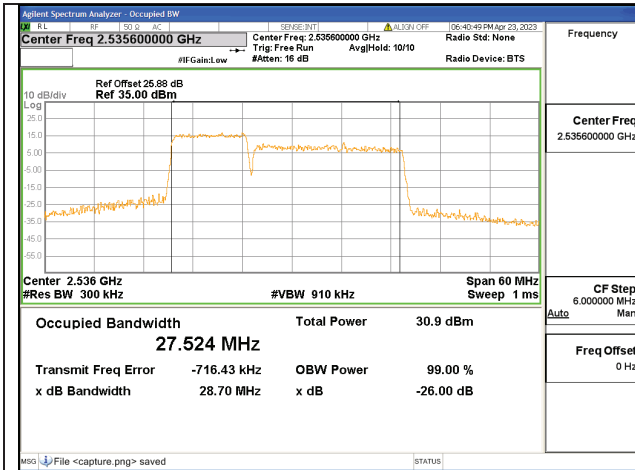
Band7C / 20+20MHz / 16QAM/ Low CH



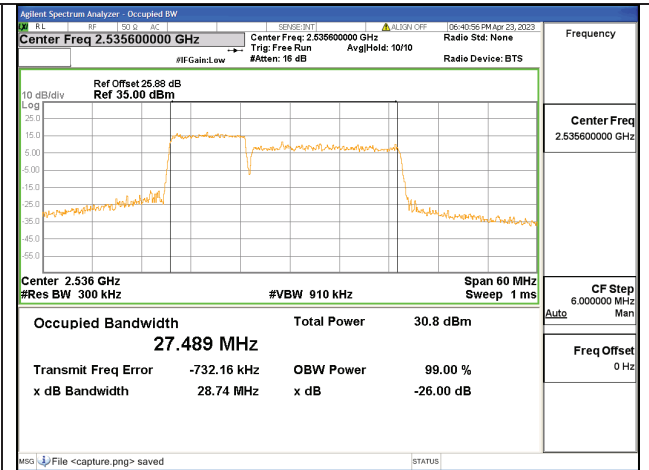
Band7C / 20+20MHz / 64QAM/ Low CH



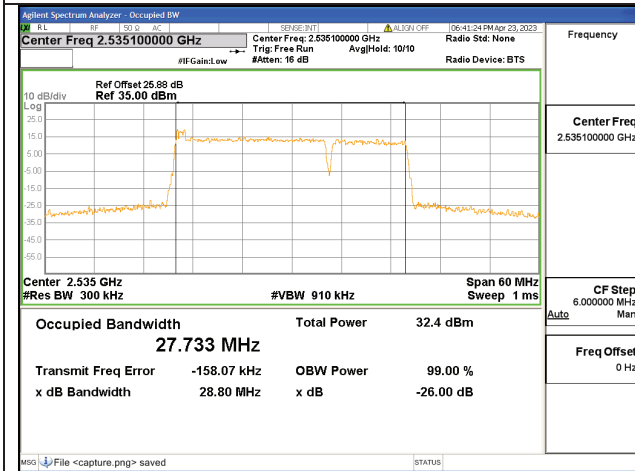
Band7C / 10+20MHz / QPSK/ Mid CH



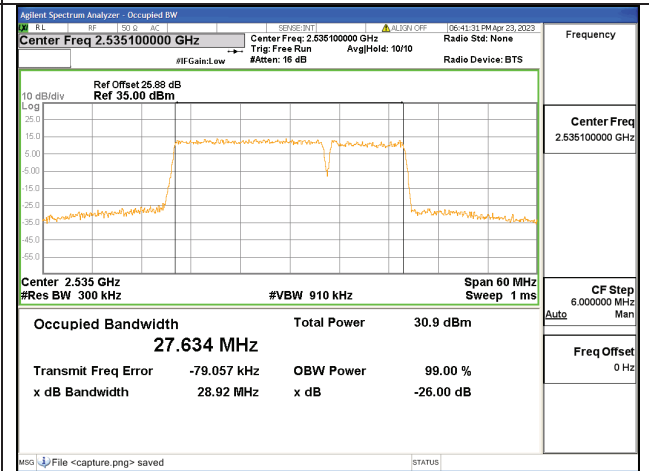
Band7C / 10+20MHz / 16QAM/ Mid CH



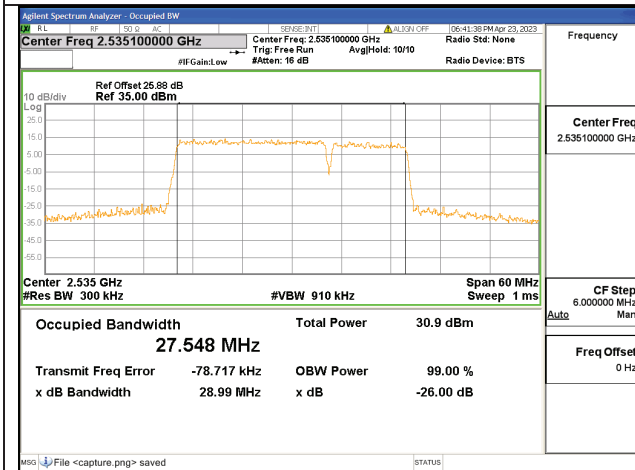
Band7C / 10+20MHz / 64QAM/ Mid CH



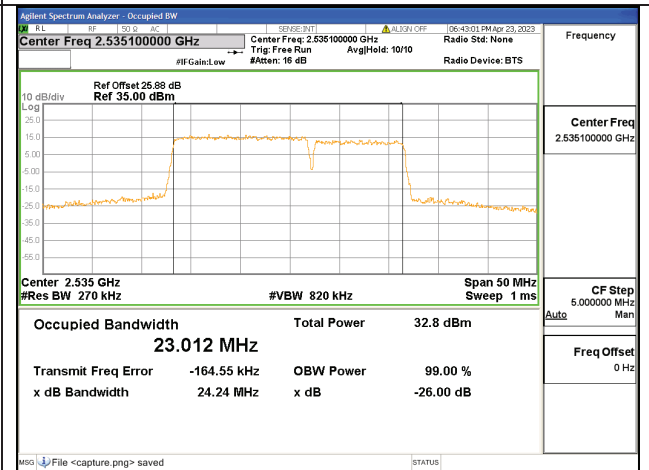
Band7C / 20+10MHz / QPSK/ Mid CH



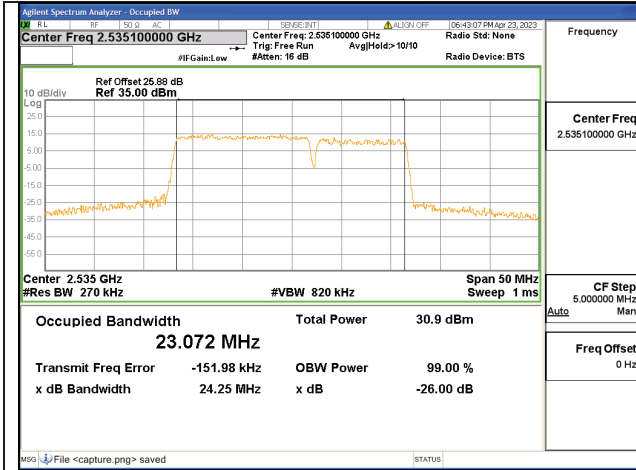
Band7C / 20+10MHz / 16QAM/ Mid CH



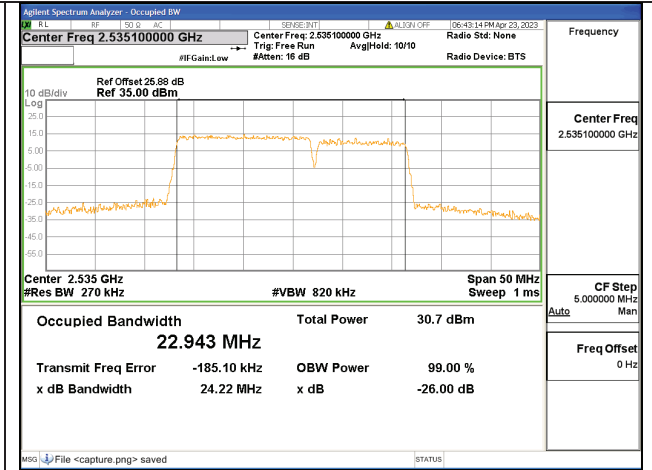
Band7C / 20+10MHz / 64QAM/ Mid CH



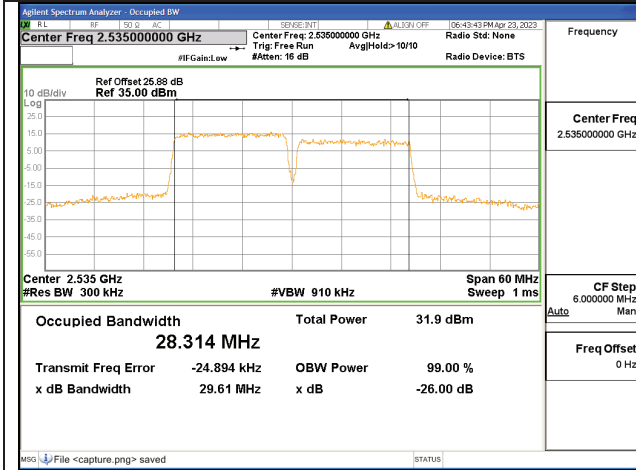
Band7C / 15+10MHz / QPSK/ Mid CH



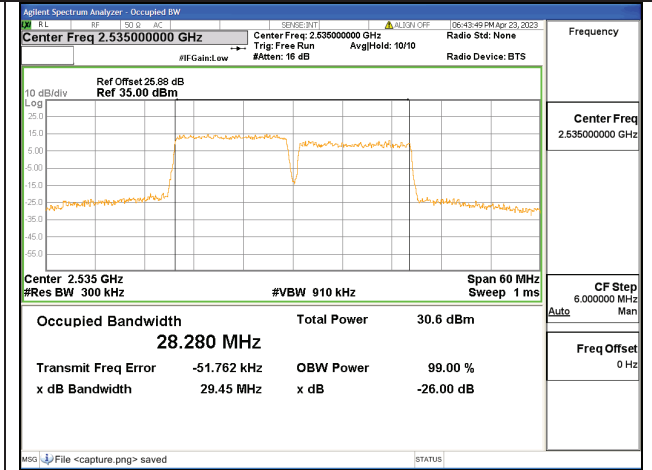
Band7C / 15+10MHz / 16QAM/ Mid CH



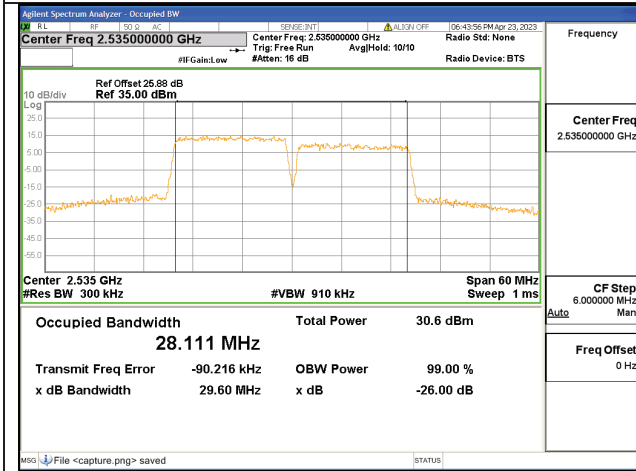
Band7C / 15+10MHz / 64QAM/ Mid CH



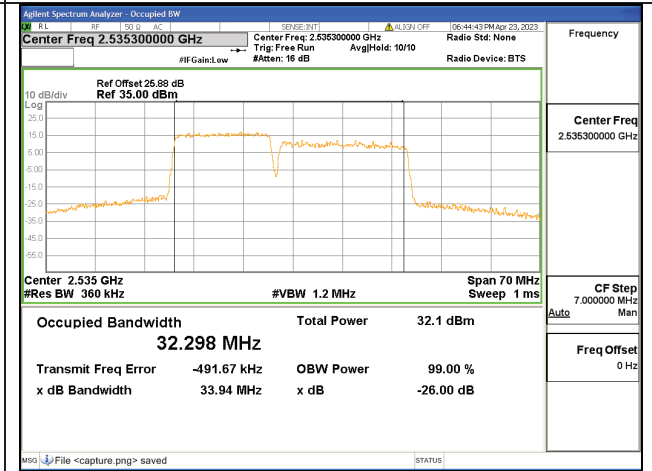
Band7C / 15+15MHz / QPSK/ Mid CH



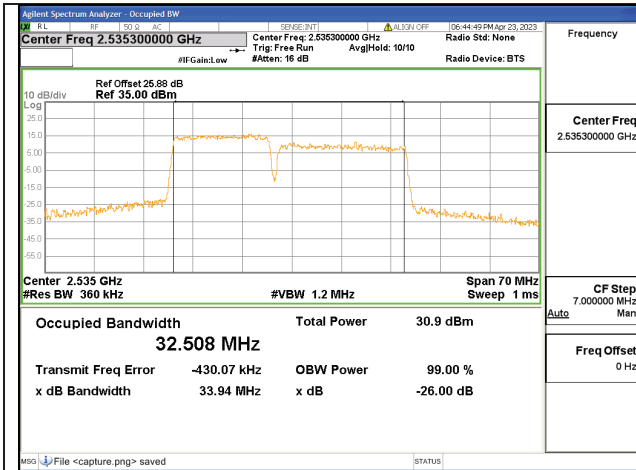
Band7C / 15+15MHz / 16QAM/ Mid CH



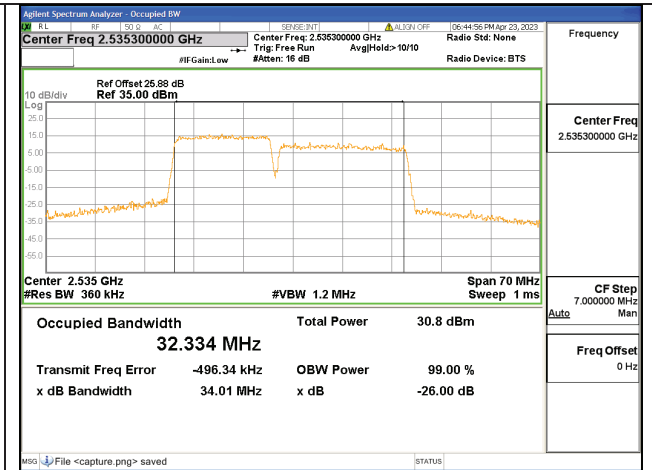
Band7C / 15+15MHz / 64QAM/ Mid CH



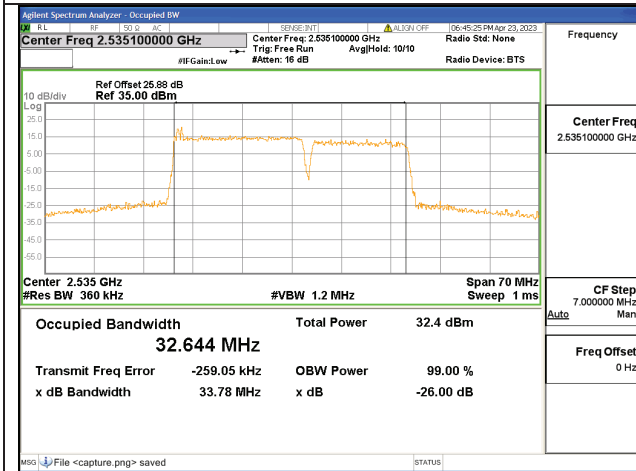
Band7C / 15+20MHz / QPSK/ Mid CH



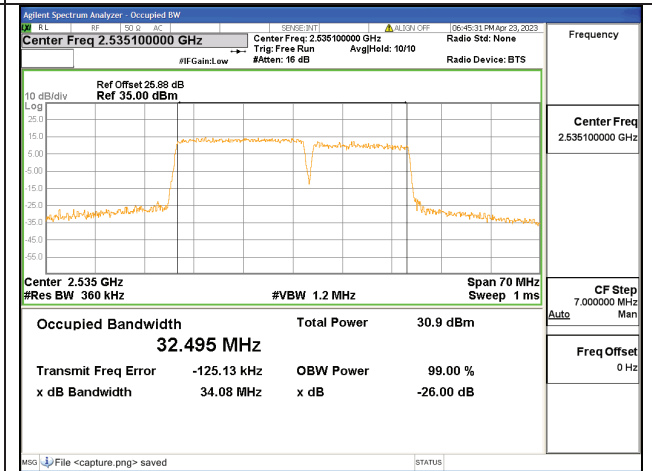
Band7C / 15+20MHz / 16QAM/ Mid CH



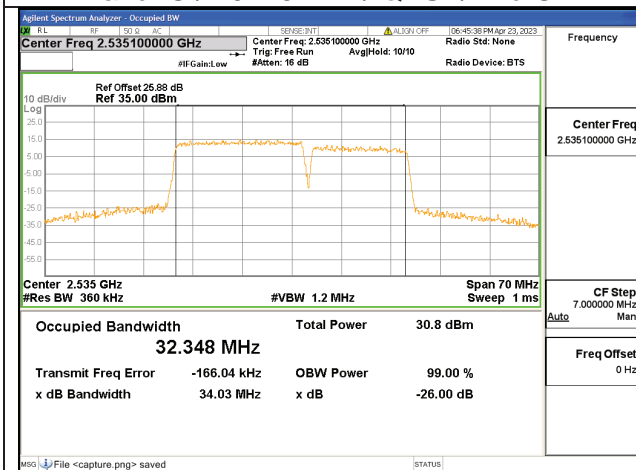
Band7C / 15+20MHz / 64QAM/ Mid CH



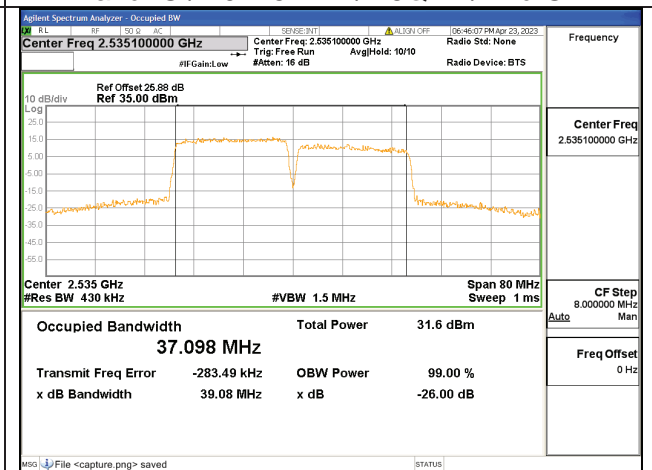
Band7C / 20+15MHz / QPSK/ Mid CH



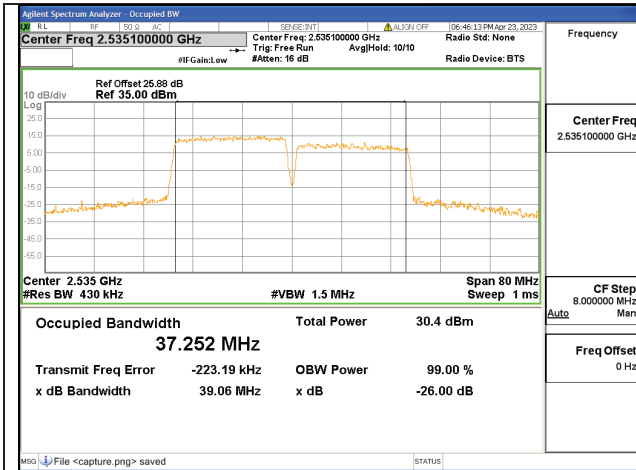
Band7C / 20+15MHz / 16QAM/ Mid CH



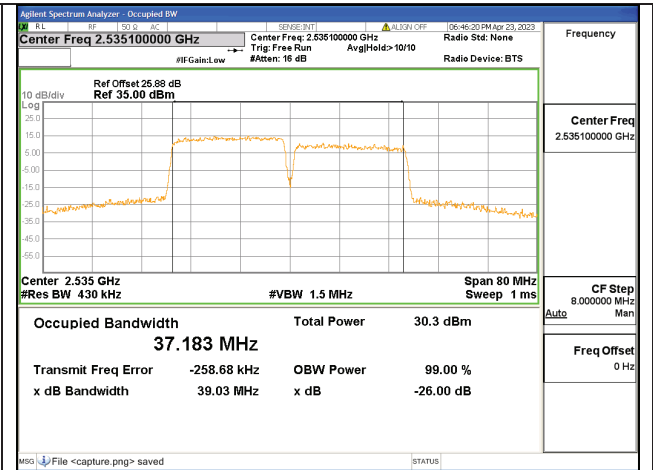
Band7C / 20+15MHz / 64QAM/ Mid CH



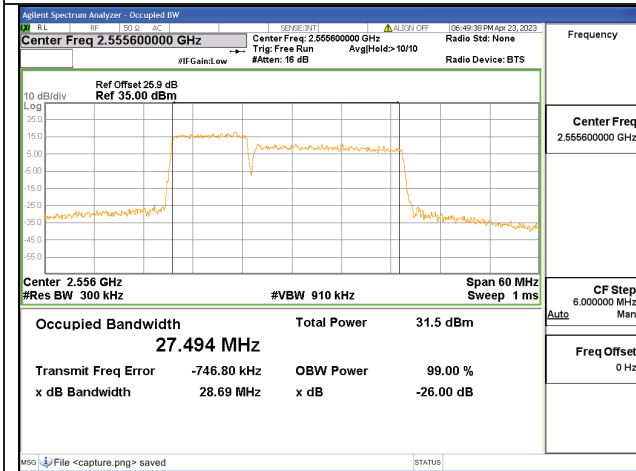
Band7C / 20+20MHz / QPSK/ Mid CH



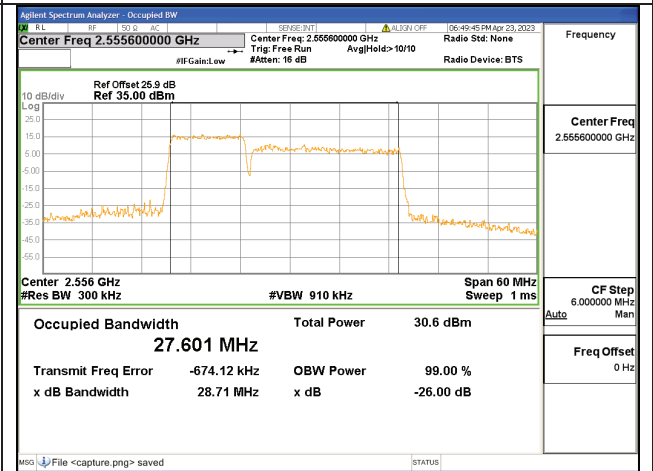
Band7C / 20+20MHz / 16QAM/ Mid CH



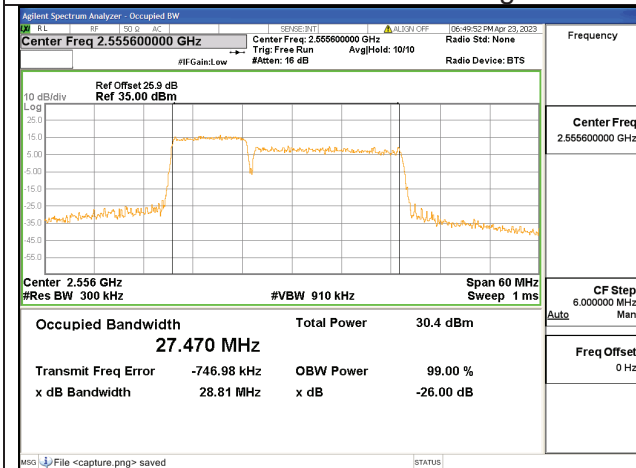
Band7C / 20+20MHz / 64QAM/ Mid CH



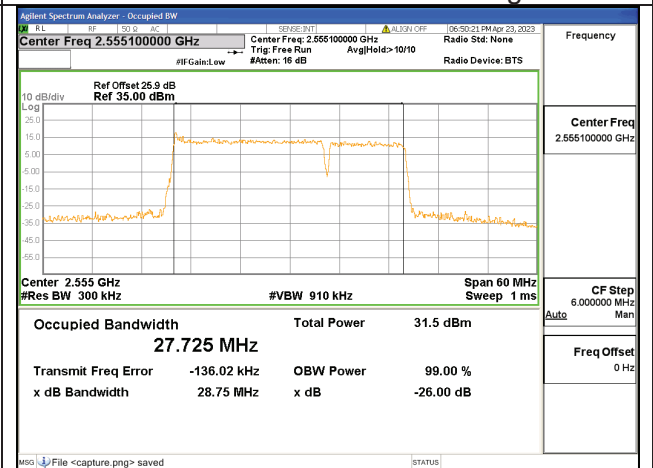
Band7C / 10+20MHz / QPSK/ High CH



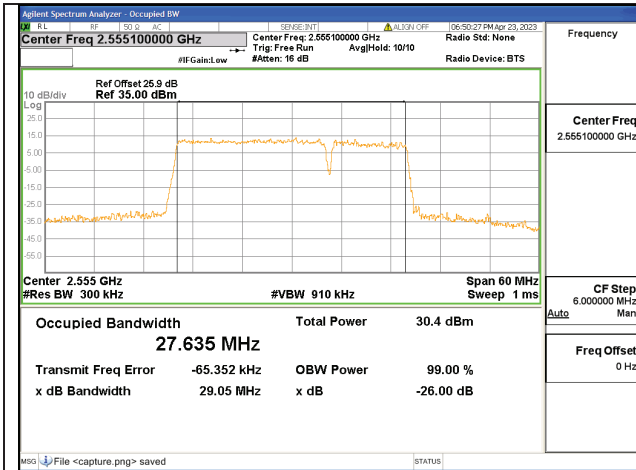
Band7C / 10+20MHz / 16QAM/ High CH



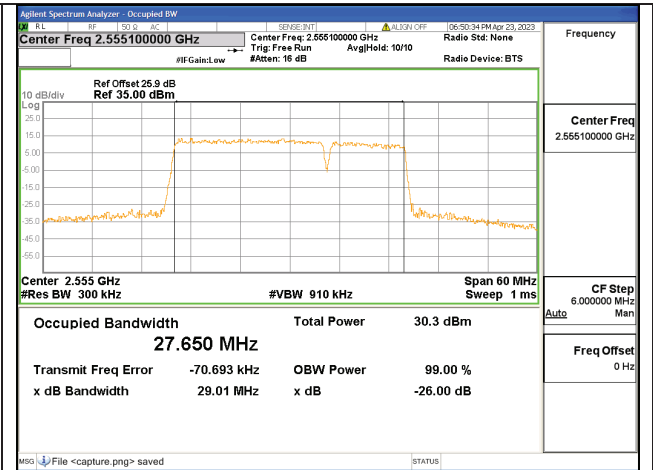
Band7C / 10+20MHz / 64QAM/ High CH



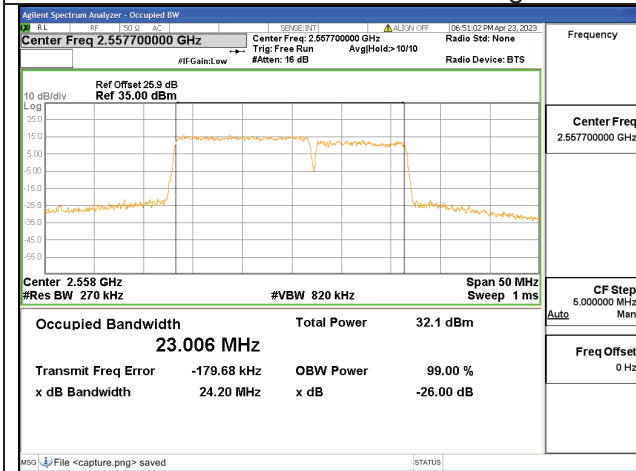
Band7C / 20+10MHz / QPSK/ High CH



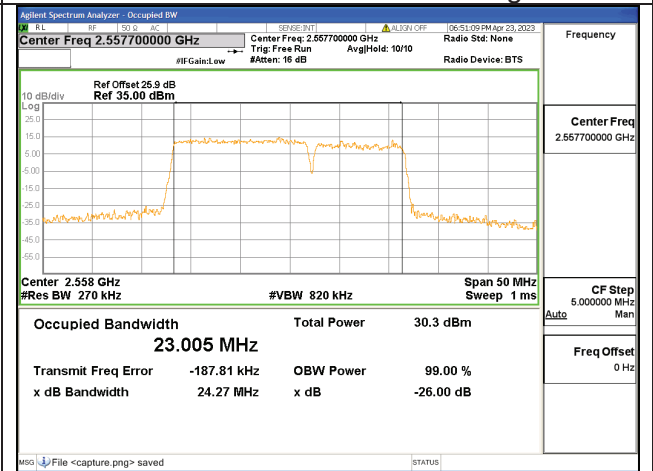
Band7C / 20+10MHz / 16QAM/ High CH



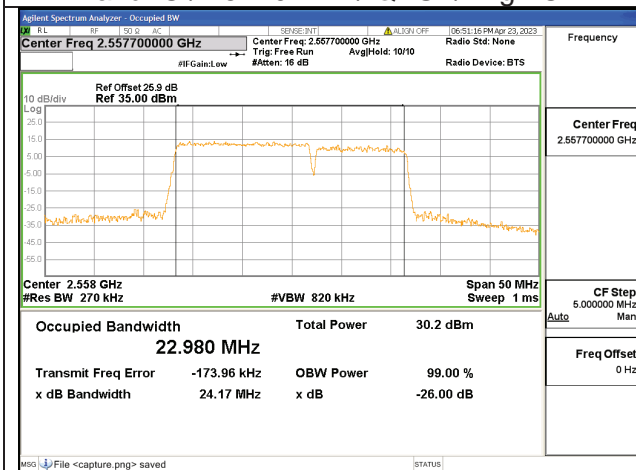
Band7C / 20+10MHz / 64QAM/ High CH



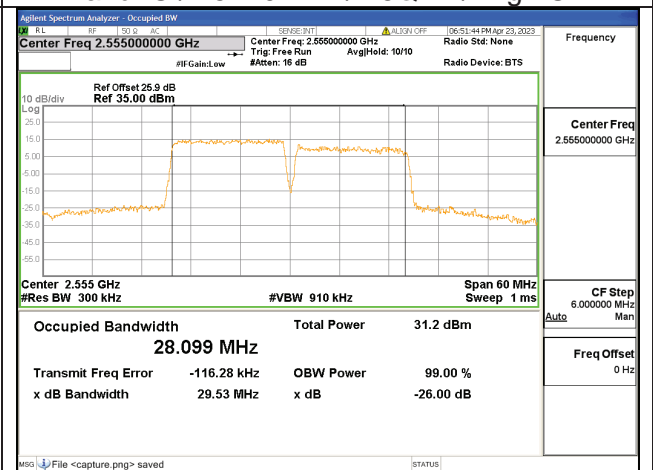
Band7C / 15+10MHz / QPSK/ High CH



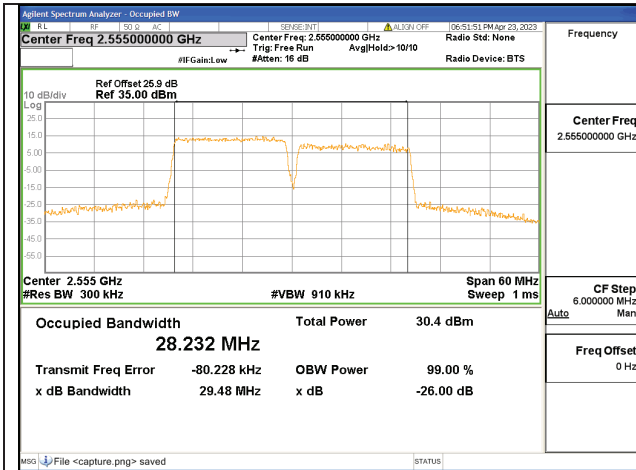
Band7C / 15+10MHz / 16QAM/ High CH



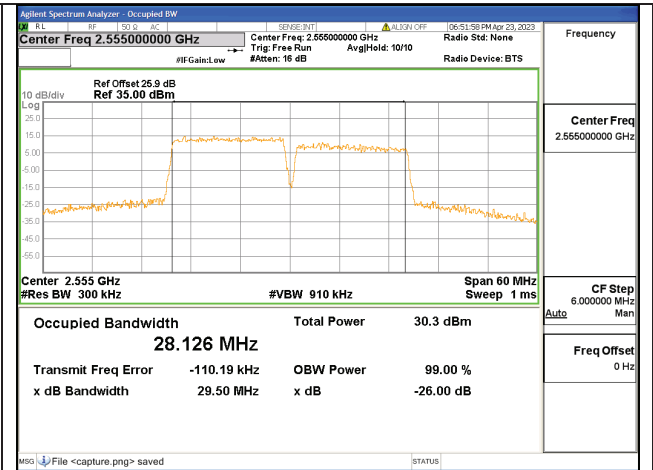
Band7C / 15+10MHz / 64QAM/ High CH



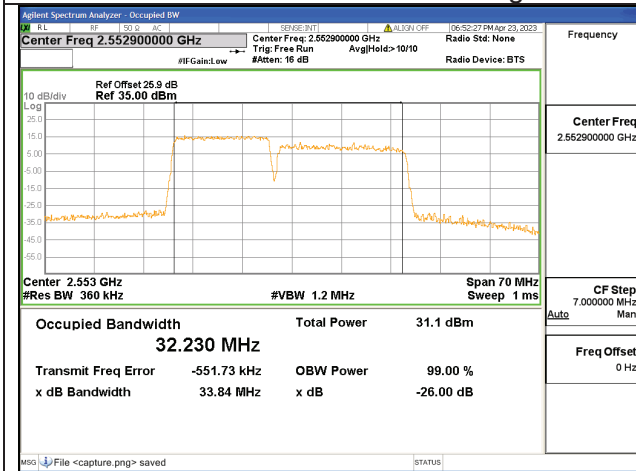
Band7C / 15+15MHz / QPSK/ High CH



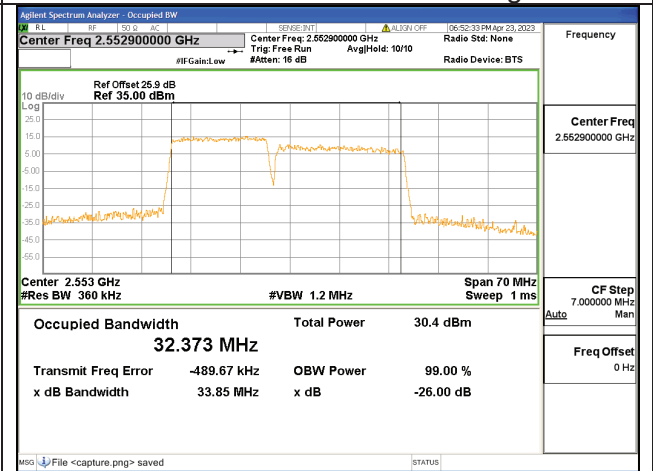
Band7C / 15+15MHz / 16QAM/ High CH



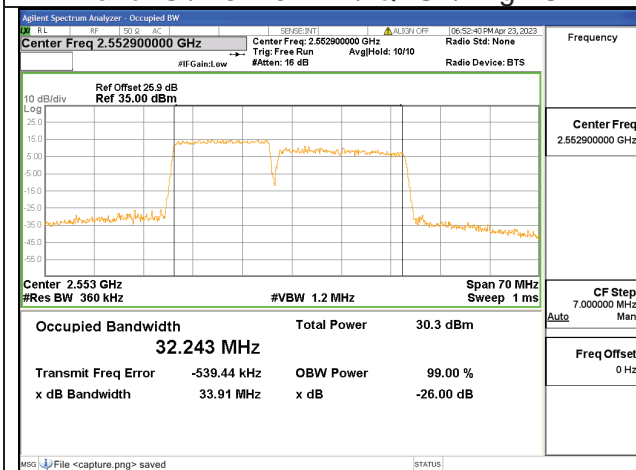
Band7C / 15+15MHz / 64QAM/ High CH



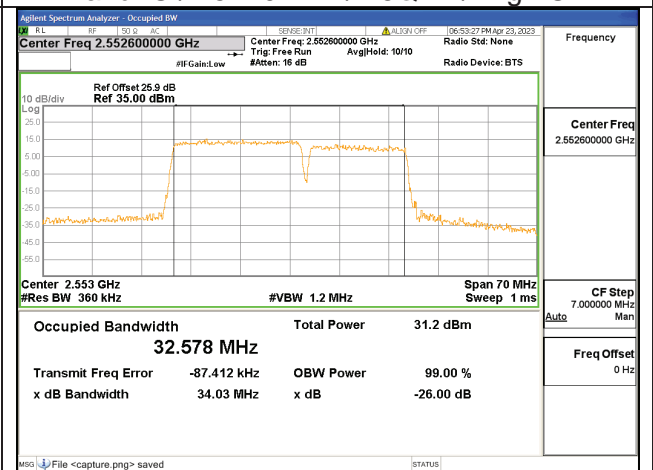
Band7C / 15+20MHz / QPSK/ High CH



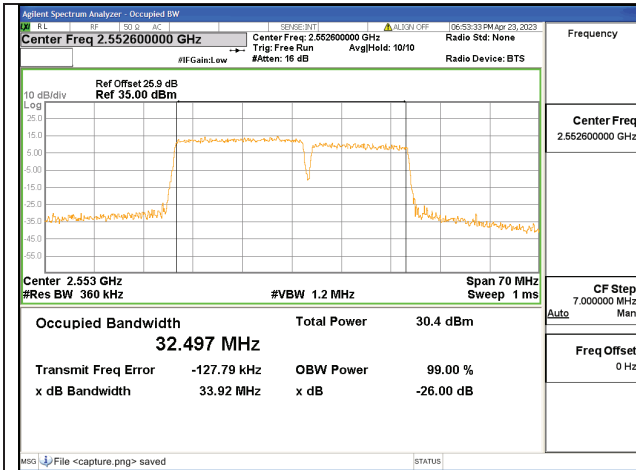
Band7C / 15+20MHz / 16QAM/ High CH



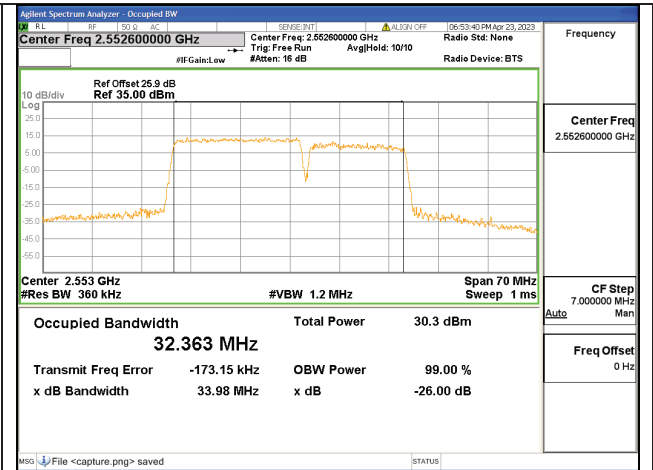
Band7C / 15+20MHz / 64QAM/ High CH



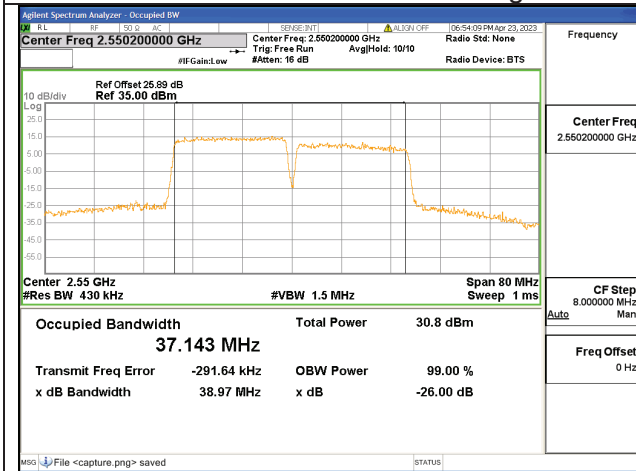
Band7C / 20+15MHz / QPSK/ High CH



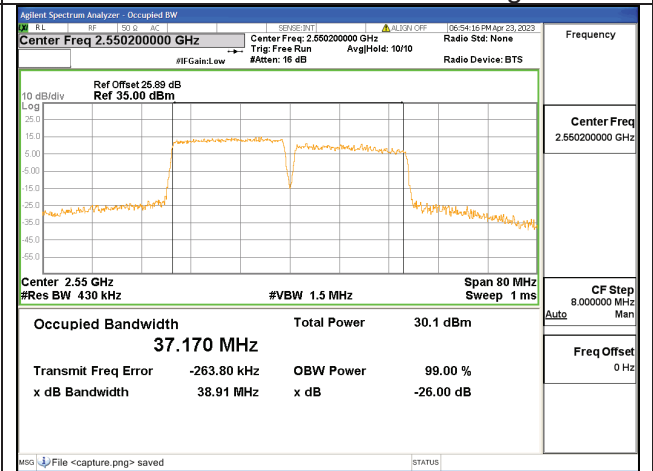
Band7C / 20+15MHz / 16QAM/ High CH



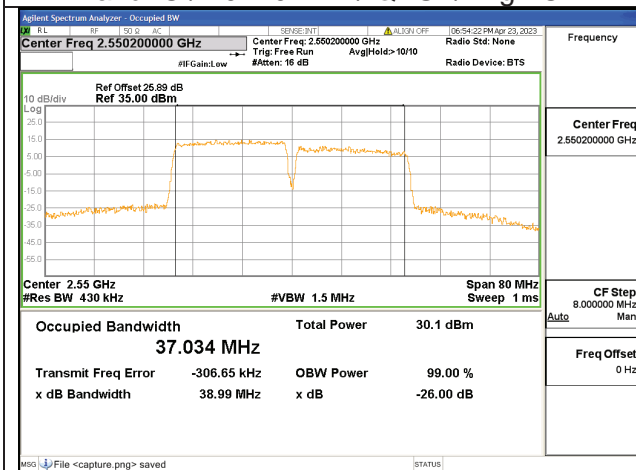
Band7C / 20+15MHz / 64QAM/ High CH



Band7C / 20+20MHz / QPSK/ High CH



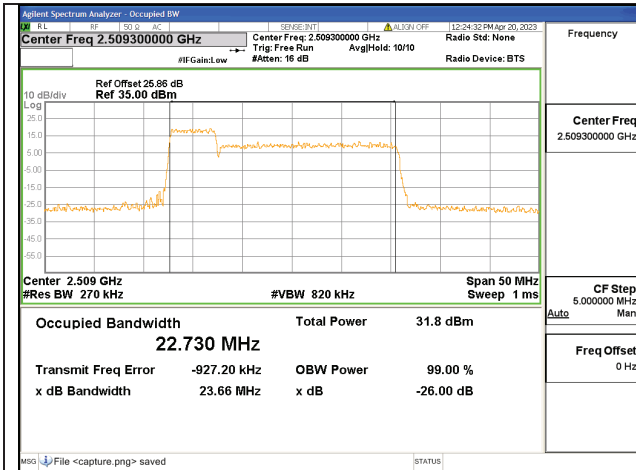
Band7C / 20+20MHz / 16QAM/ High CH



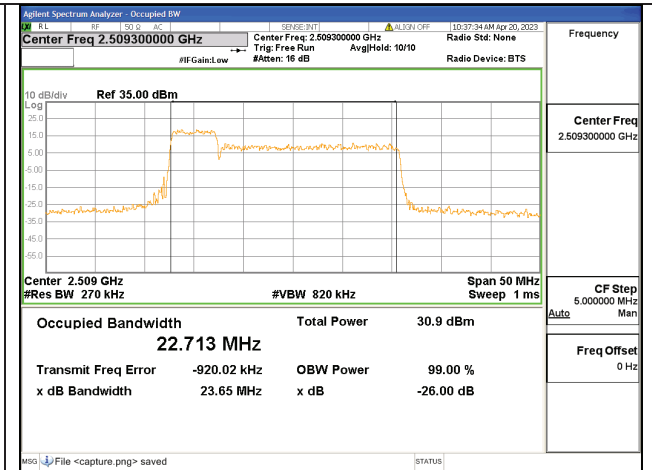
Band7C / 20+20MHz / 64QAM/ High CH

N/A

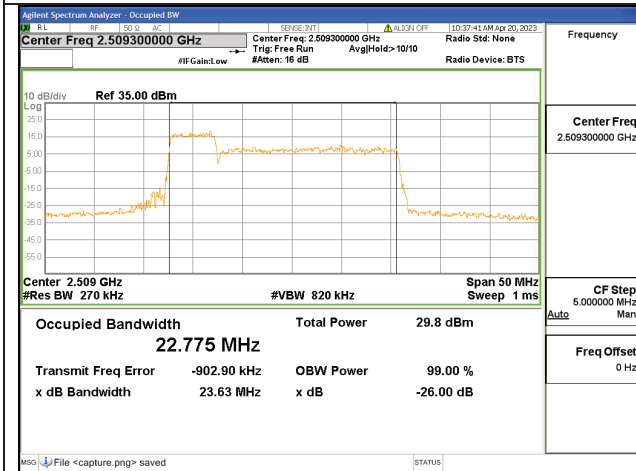




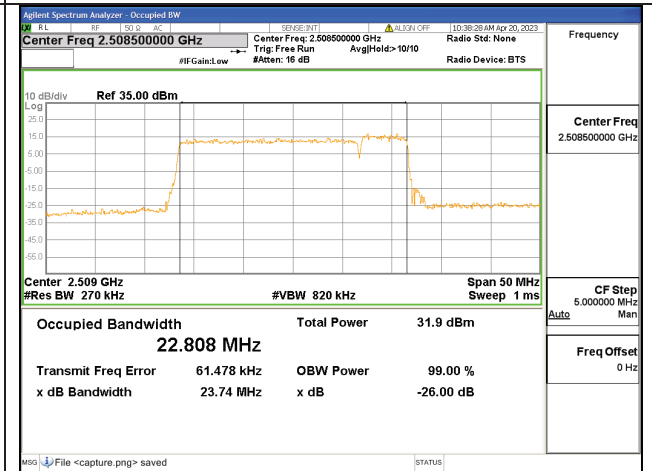
Band41C / 5MHz+20MHz / QPSK/ Low CH



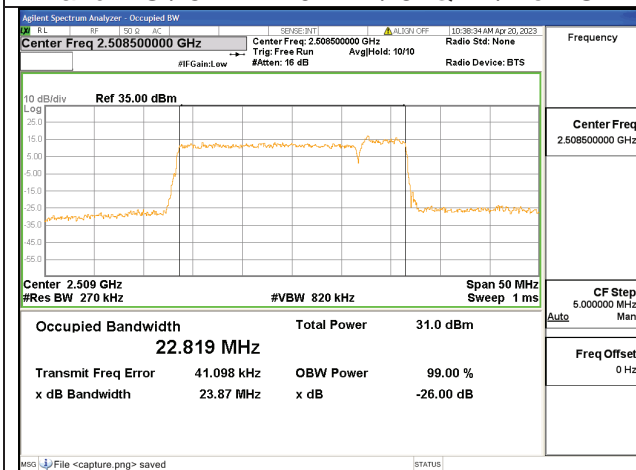
Band41C / 5MHz+20MHz / 16QAM/ Low CH



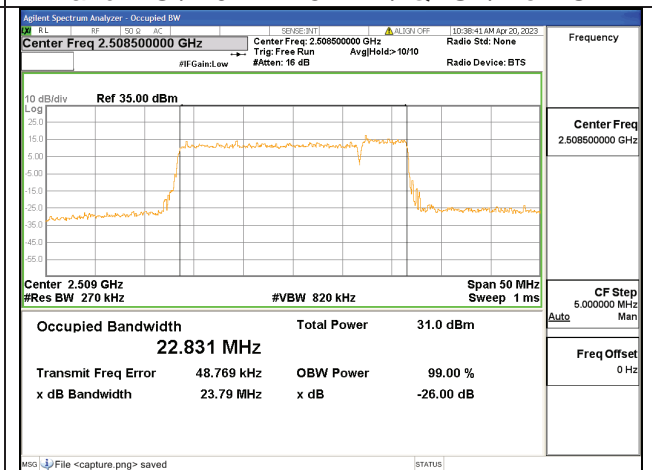
Band41C / 5MHz+20MHz / 64QAM/ Low CH



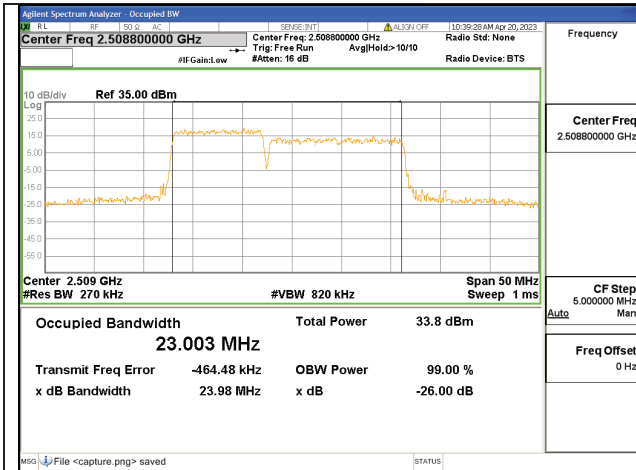
Band41C / 20MHz+5MHz / QPSK/ Low CH



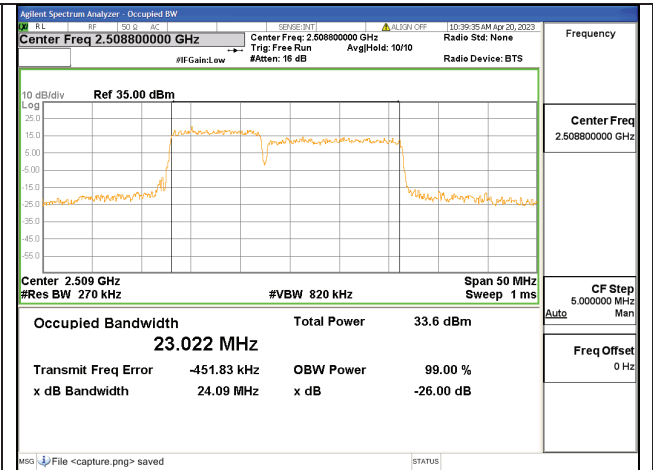
Band41C / 20MHz+5MHz / 16QAM/ Low CH



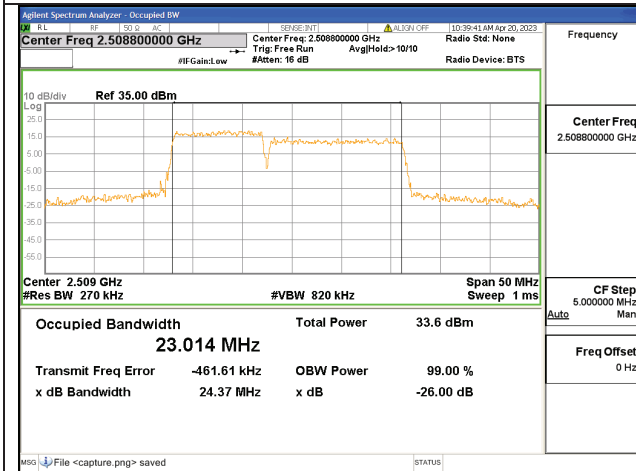
Band41C / 20MHz+5MHz / 64QAM/ Low CH



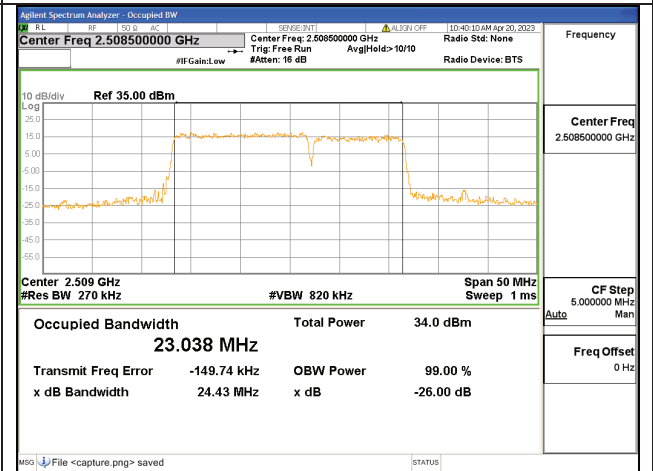
Band41C / 10MHz+15MHz / QPSK/ Low CH



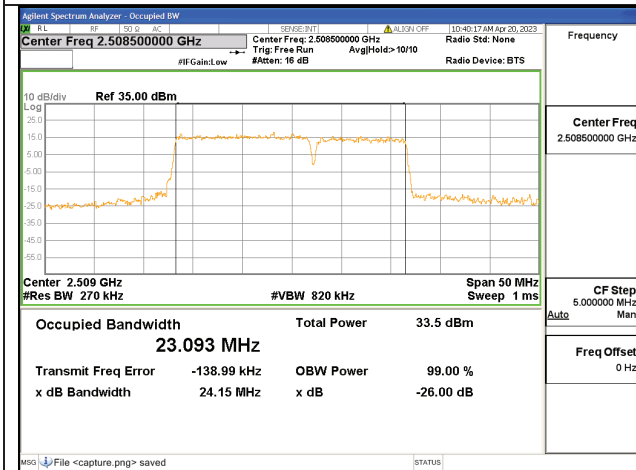
Band41C / 10MHz+15MHz / 16QAM/ Low CH



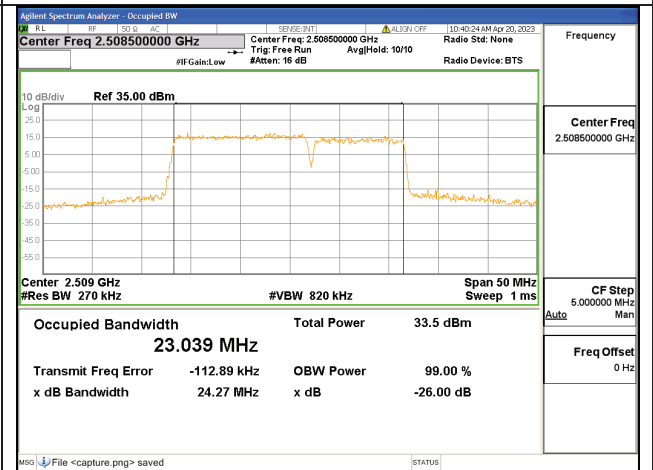
Band41C / 10MHz+15MHz / 64QAM/ Low CH



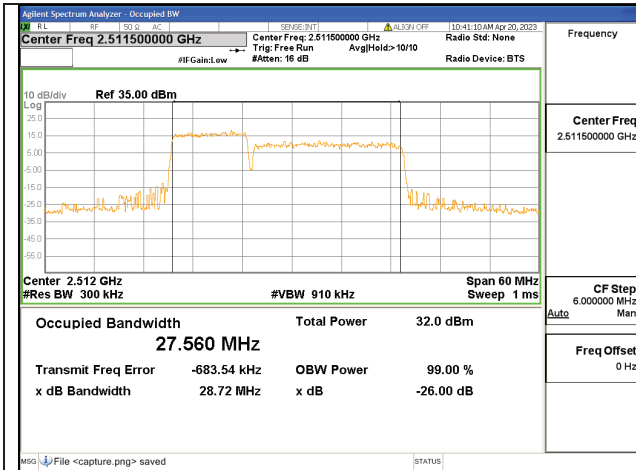
Band41C / 15MHz+10MHz / QPSK/ Low CH



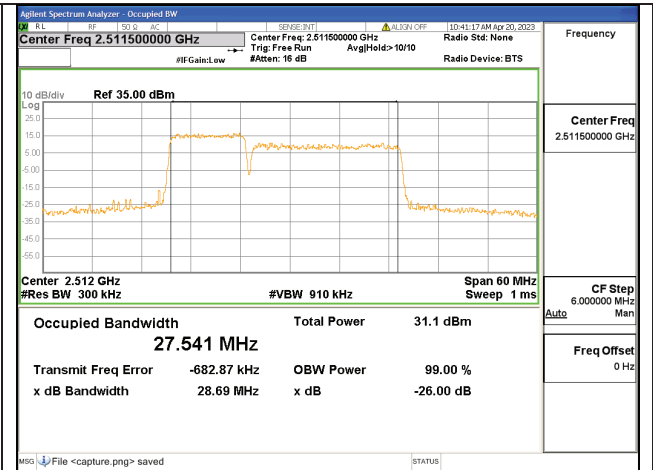
Band41C / 15MHz+10MHz / 16QAM/ Low CH



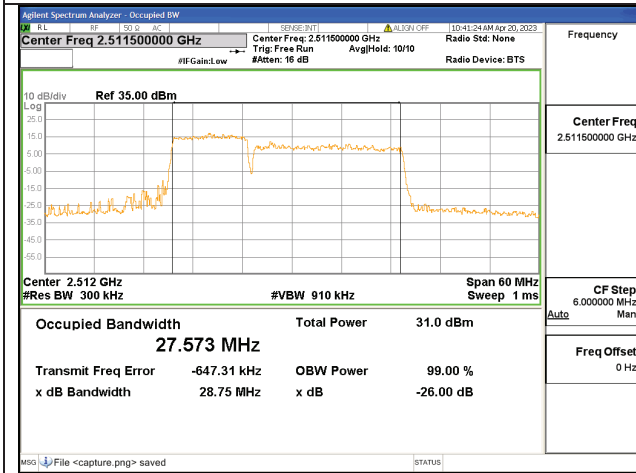
Band41C / 15MHz+10MHz / 64QAM/ Low CH



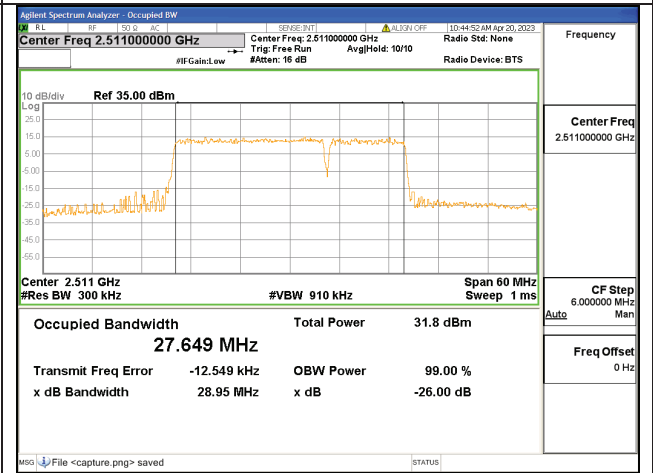
Band41C / 10MHz+20MHz / QPSK/ Low CH



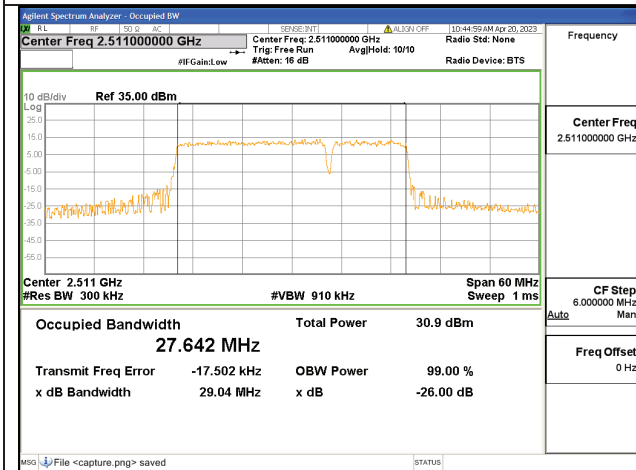
Band41C / 10MHz+20MHz / 16QAM/ Low CH



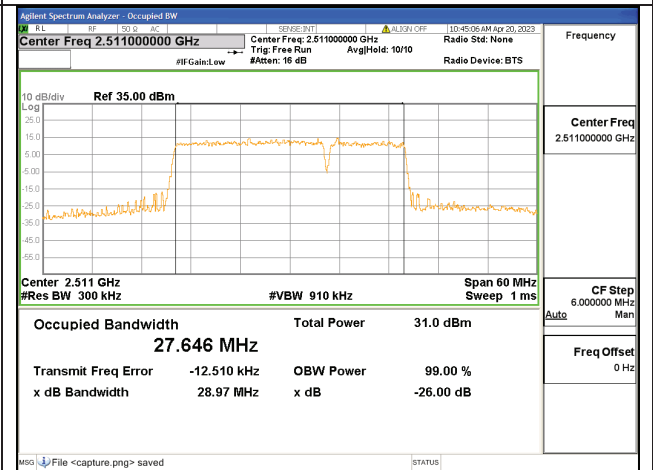
Band41C / 10MHz+20MHz / 64QAM/ Low CH



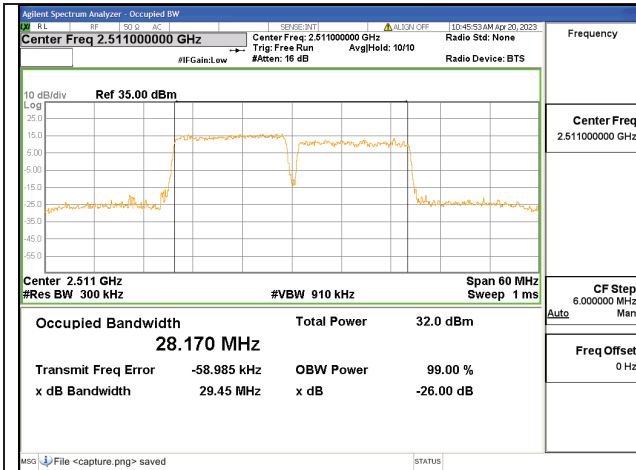
Band41C / 20MHz+10MHz / QPSK/ Low CH



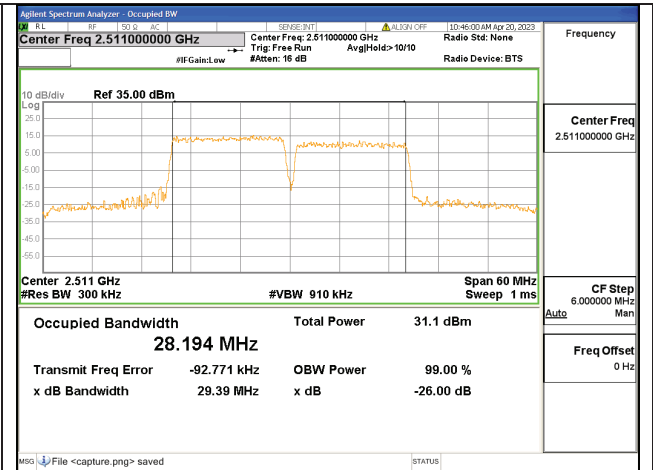
Band41C / 20MHz+10MHz / 16QAM/ Low CH



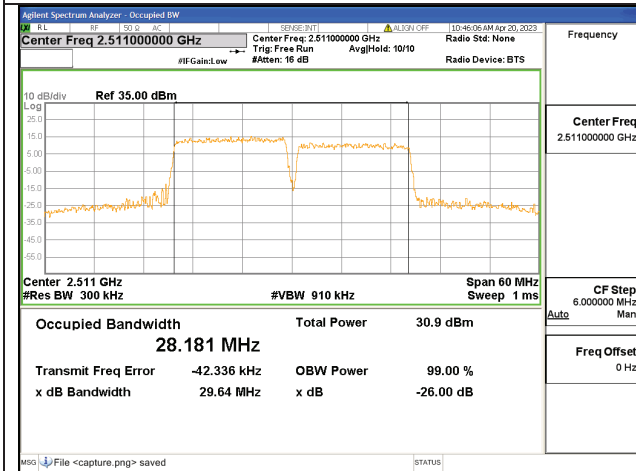
Band41C / 20MHz+10MHz / 64QAM/ Low CH



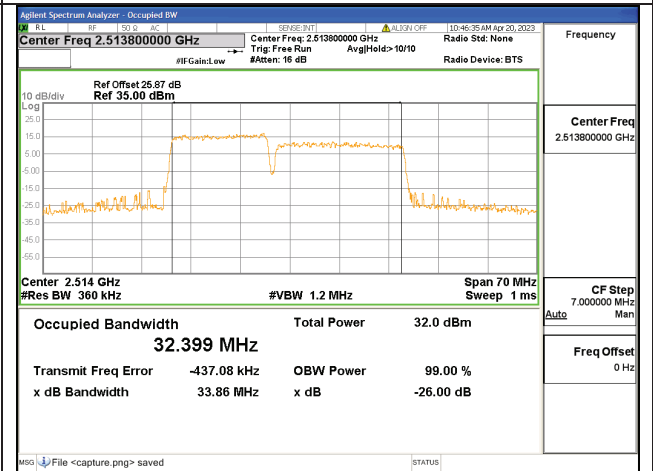
Band41C / 15MHz+15MHz / QPSK/ Low CH



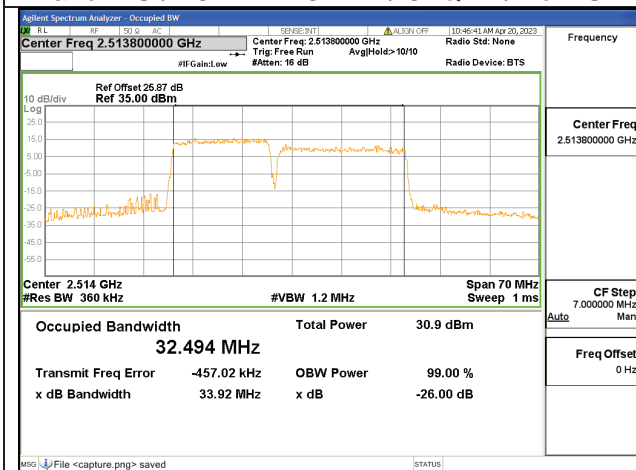
Band41C / 15MHz+15MHz / 16QAM/ Low CH



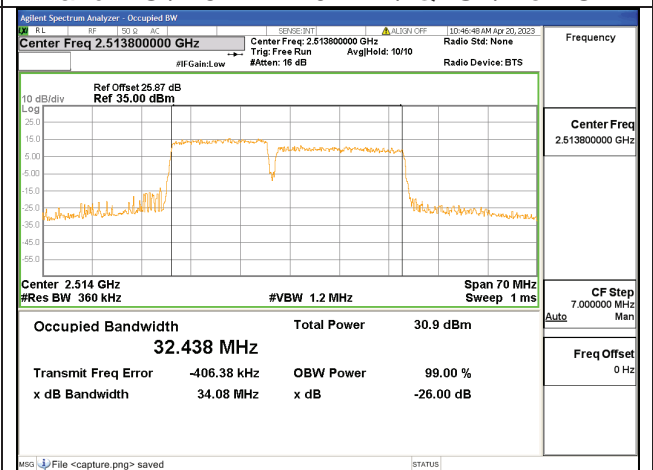
Band41C / 15MHz+15MHz / 64QAM/ Low CH



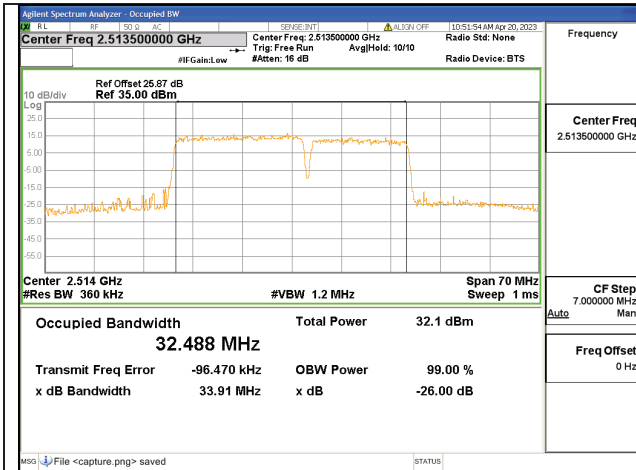
Band41C / 15MHz+20MHz / QPSK/ Low CH



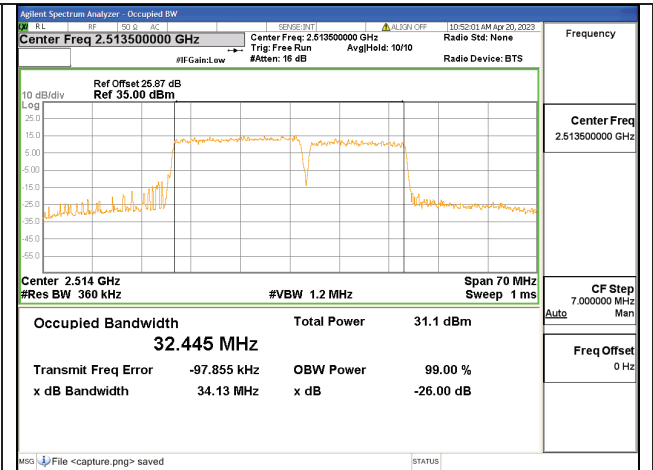
Band41C / 15MHz+20MHz / 16QAM/ Low CH



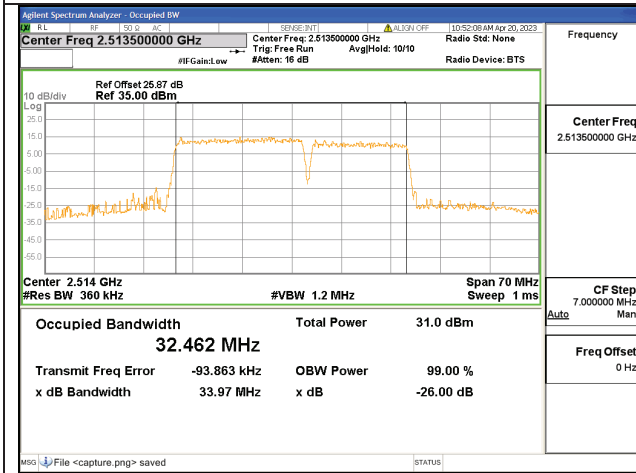
Band41C / 15MHz+20MHz / 64QAM/ Low CH



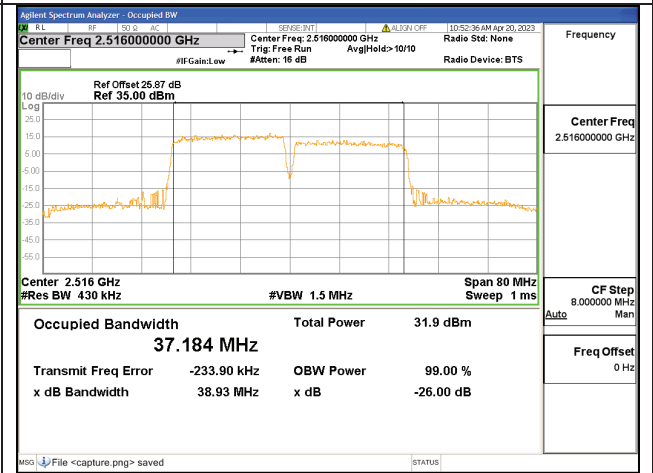
Band41C / 20MHz+15MHz / QPSK/ Low CH



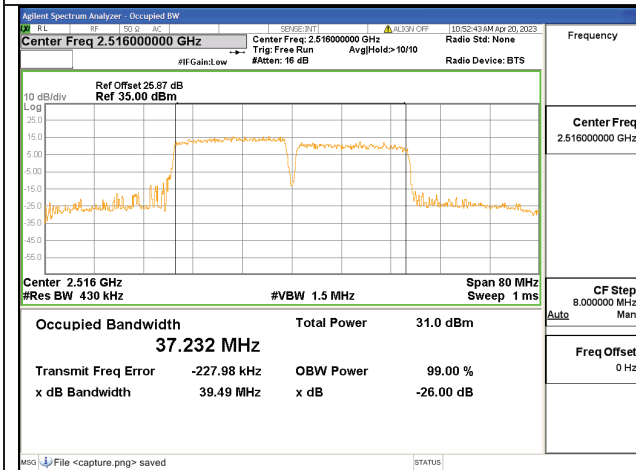
Band41C / 20MHz+15MHz / 16QAM/ Low CH



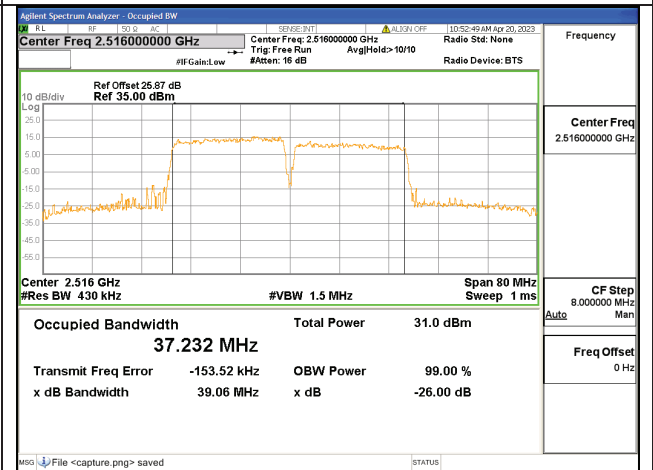
Band41C / 20MHz+15MHz / 64QAM/ Low CH



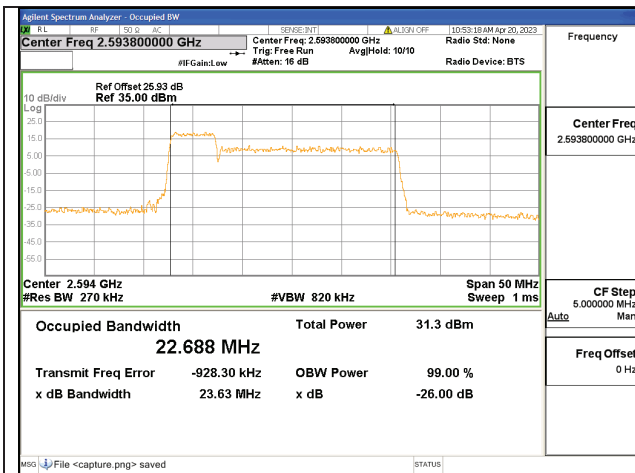
Band41C / 20MHz+20MHz / QPSK/ Low CH



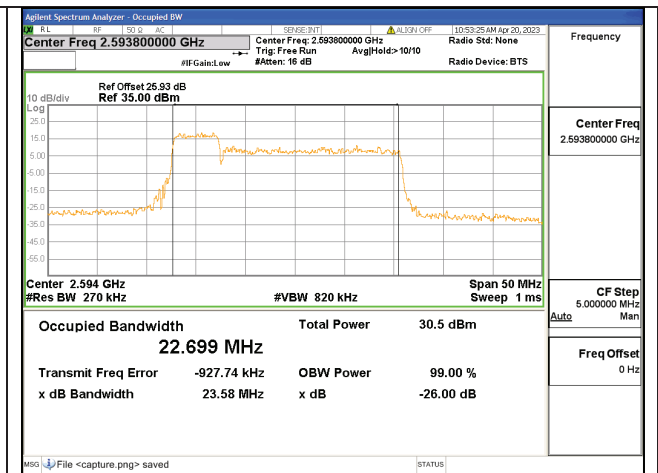
Band41C / 20MHz+20MHz / 16QAM/ Low CH



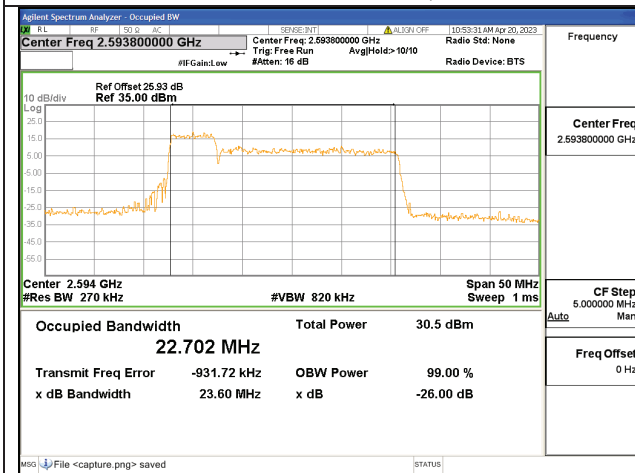
Band41C / 20MHz+20MHz / 64QAM/ Low CH



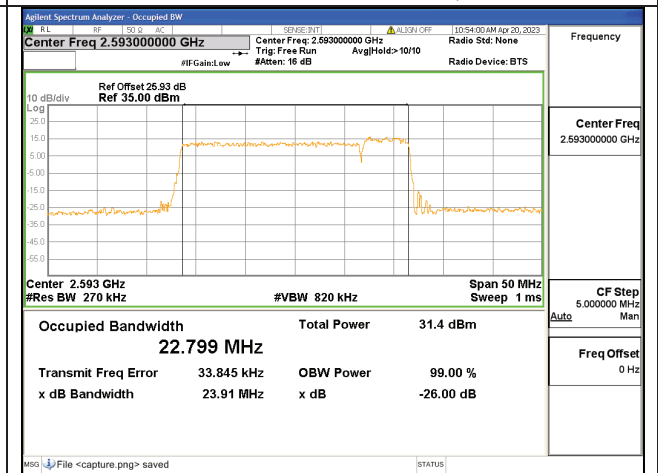
Band41C / 5MHz+20MHz / QPSK/ Mid CH



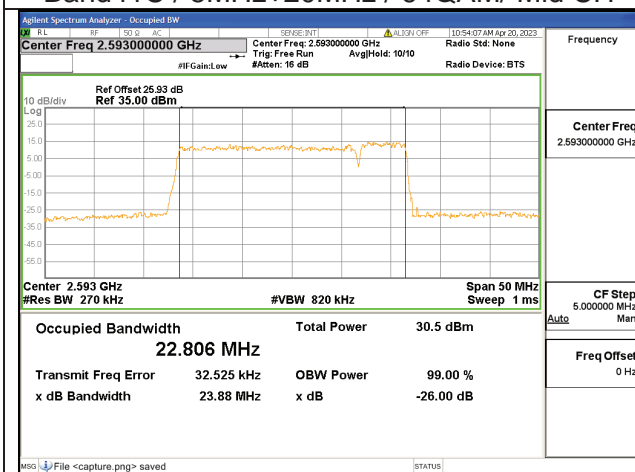
Band41C / 5MHz+20MHz / 16QAM/ Mid CH



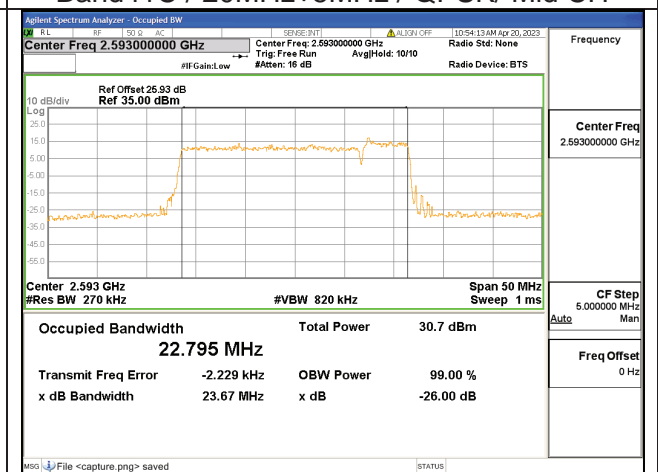
Band41C / 5MHz+20MHz / 64QAM/ Mid CH



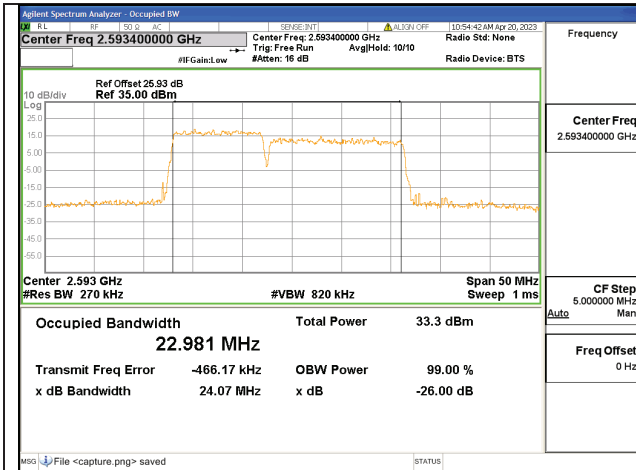
Band41C / 20MHz+5MHz / QPSK/ Mid CH



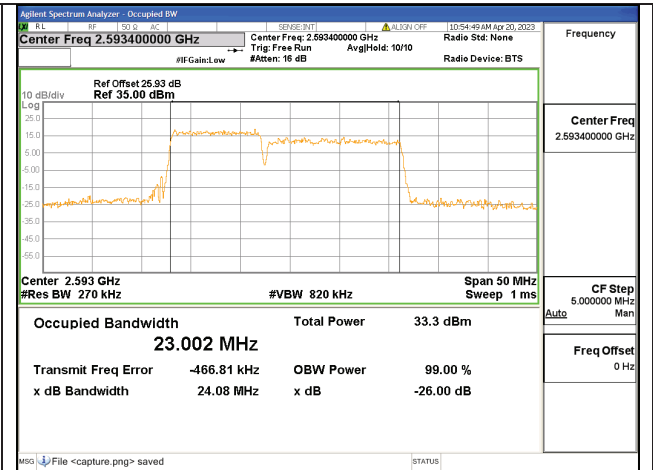
Band41C / 20MHz+5MHz / 16QAM/ Mid CH



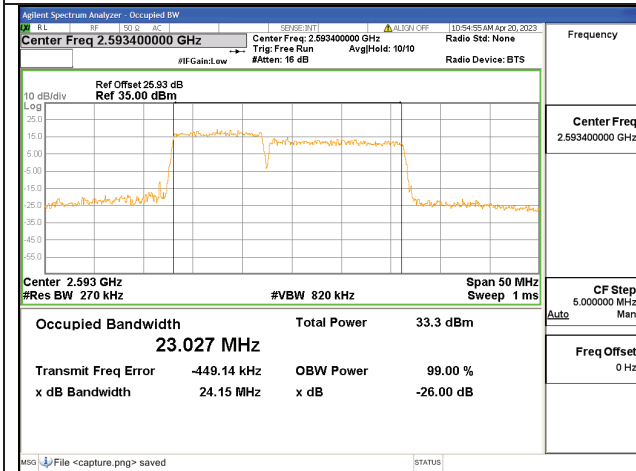
Band41C / 20MHz+5MHz / 64QAM/ Mid CH



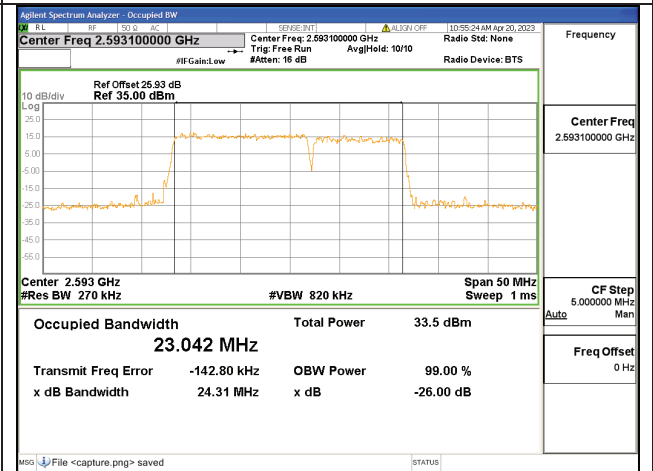
Band41C / 10MHz+15MHz / QPSK/ Mid CH



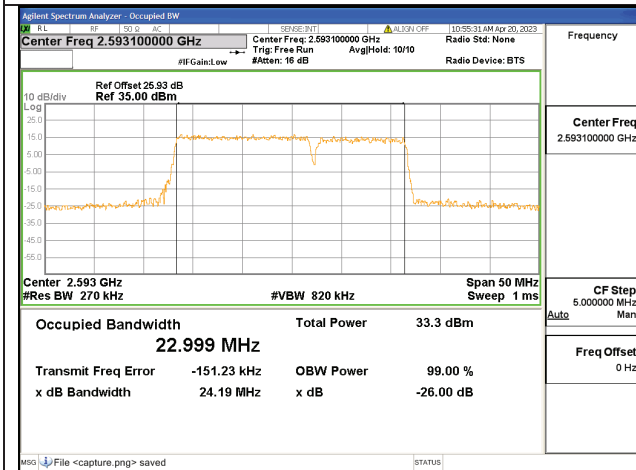
Band41C / 10MHz+15MHz / 16QAM/ Mid CH



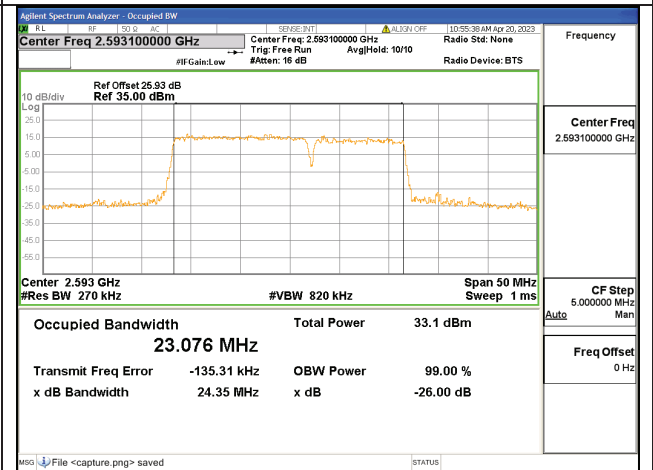
Band41C / 10MHz+15MHz / 64QAM/ Mid CH



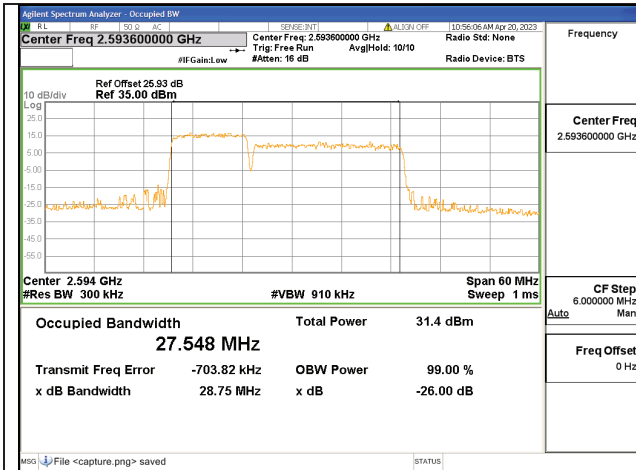
Band41C / 15MHz+10MHz / QPSK/ Mid CH



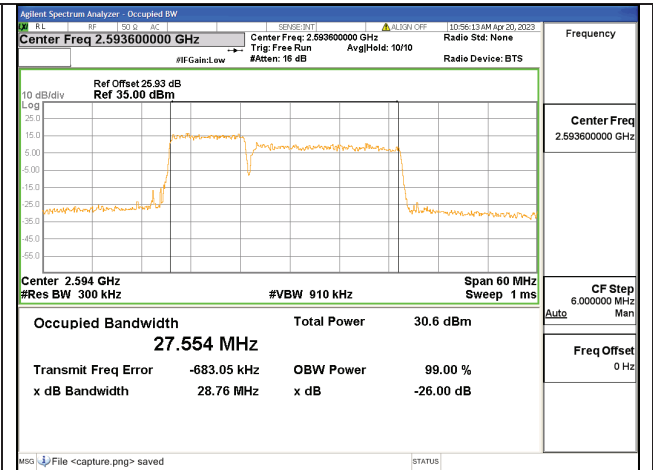
Band41C / 15MHz+10MHz / 16QAM/ Mid CH



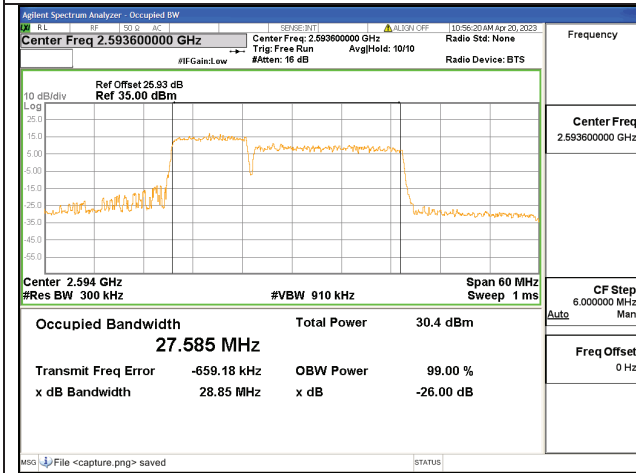
Band41C / 15MHz+10MHz / 64QAM/ Mid CH



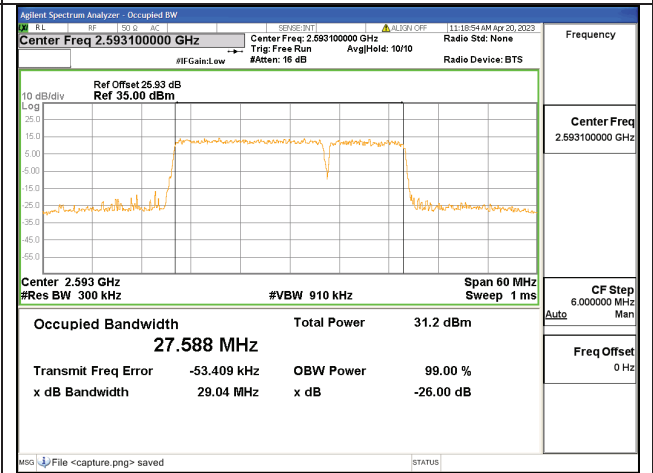
Band41C / 10MHz+20MHz / QPSK/ Mid CH



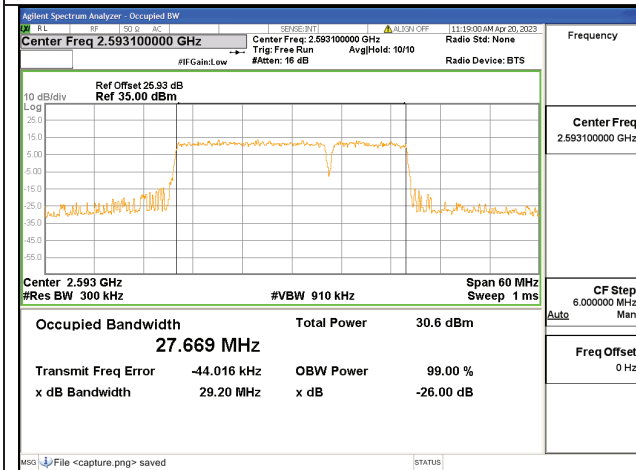
Band41C / 10MHz+20MHz / 16QAM/ Mid CH



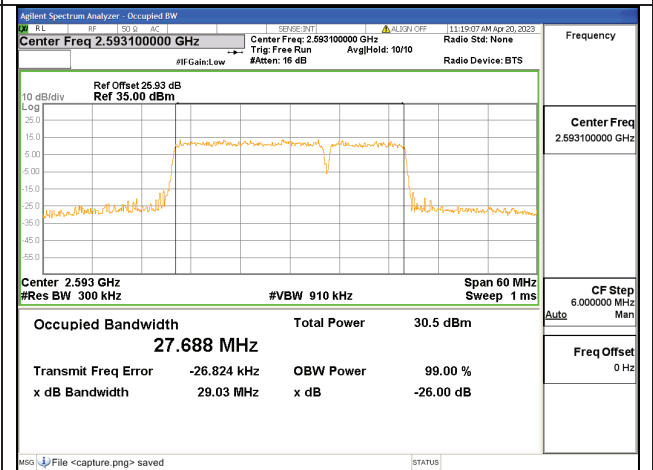
Band41C / 10MHz+20MHz / 64QAM/ Mid CH



Band41C / 20MHz+10MHz / QPSK/ Mid CH

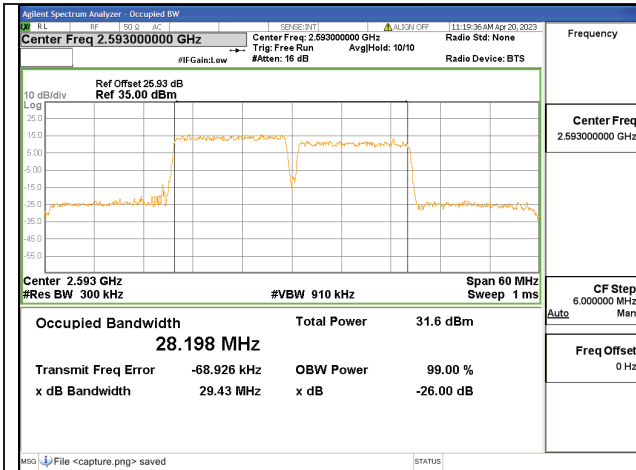


Band41C / 20MHz+10MHz / 16QAM/ Mid CH

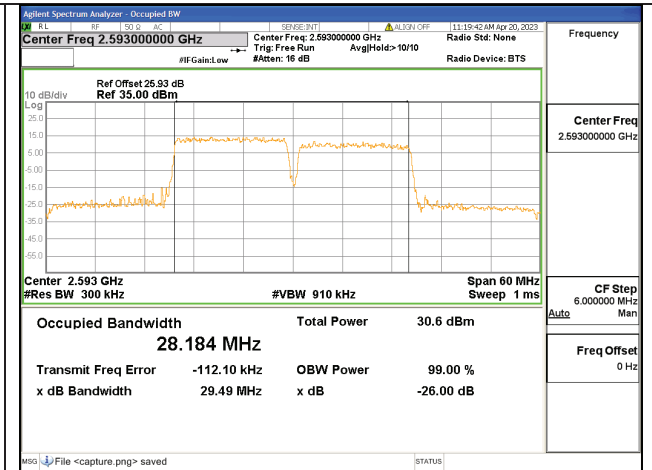


Band41C / 20MHz+10MHz / 64QAM/ Mid CH

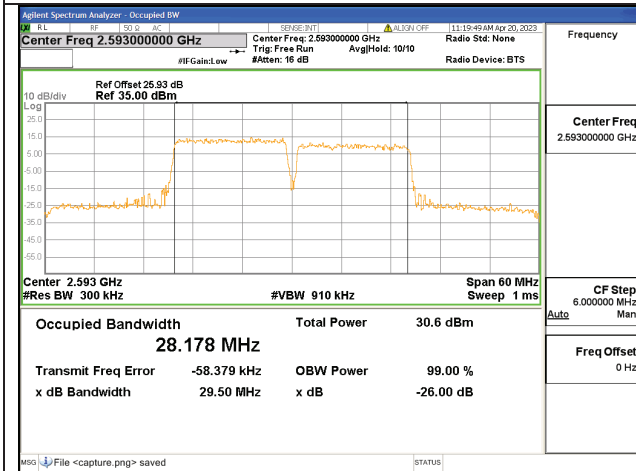




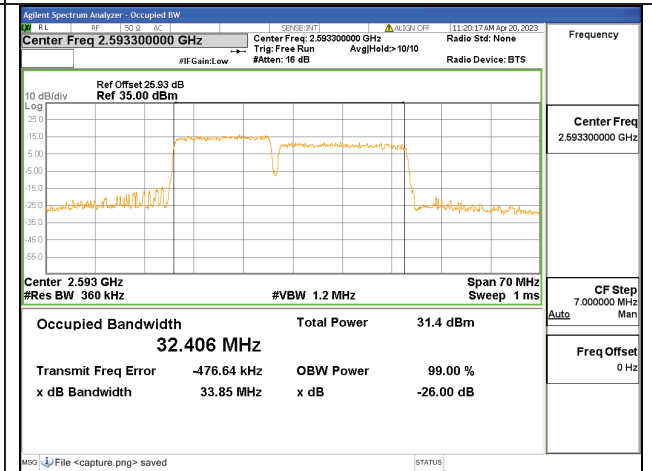
Band41C / 15MHz+15MHz / QPSK/ Mid CH



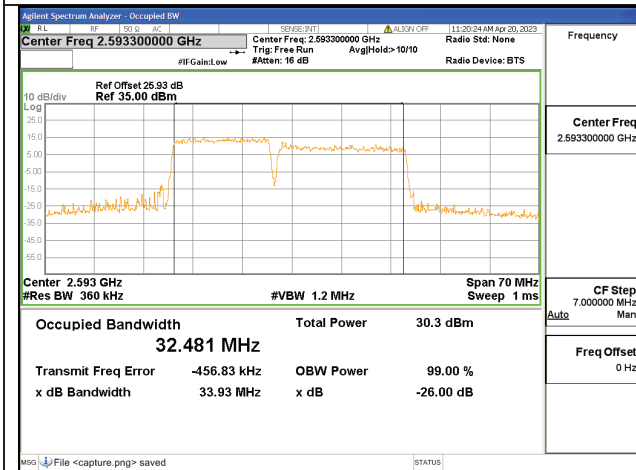
Band41C / 15MHz+15MHz / 16QAM/ Mid CH



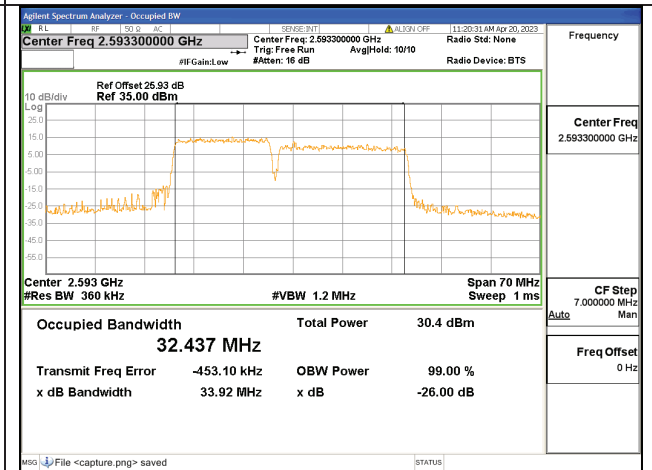
Band41C / 15MHz+15MHz / 64QAM/ Mid CH



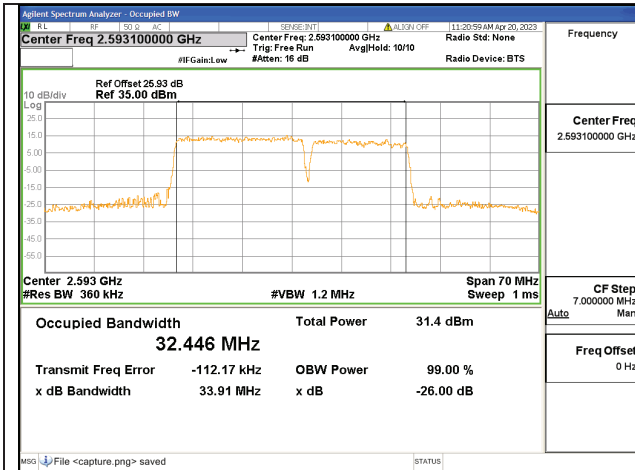
Band41C / 15MHz+20MHz / 16QAM/ Mid CH



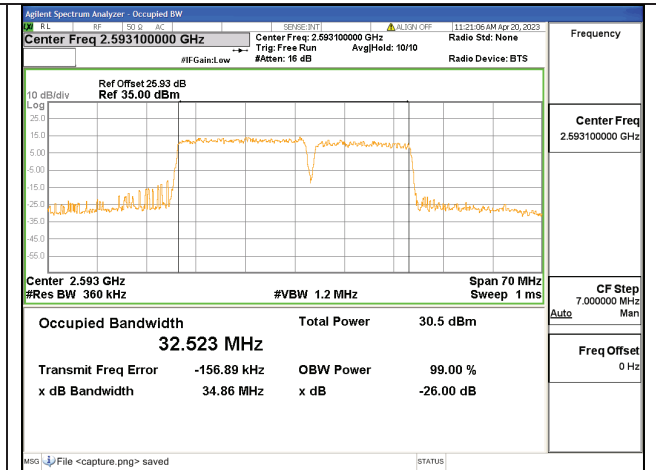
Band41C / 15MHz+20MHz / 64QAM/ Mid CH



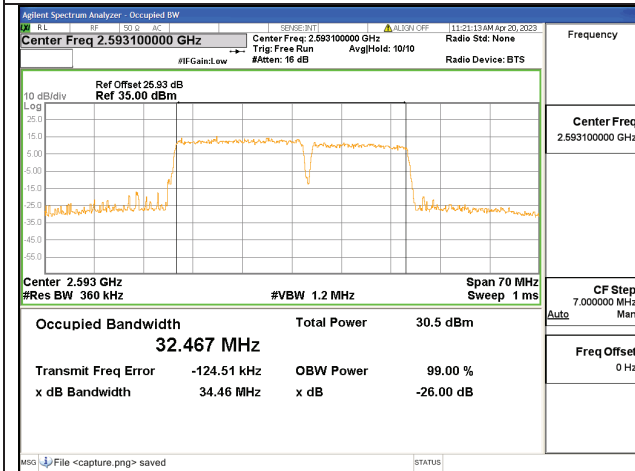
Band41C / 15MHz+20MHz / 16QAM/ Mid CH



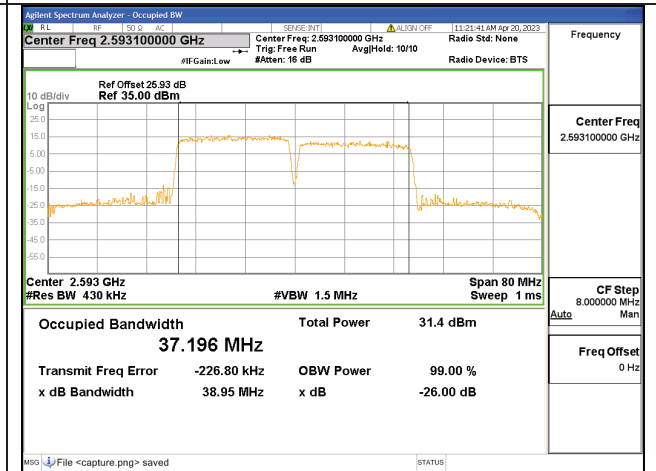
Band41C / 20MHz+15MHz / QPSK/ Mid CH



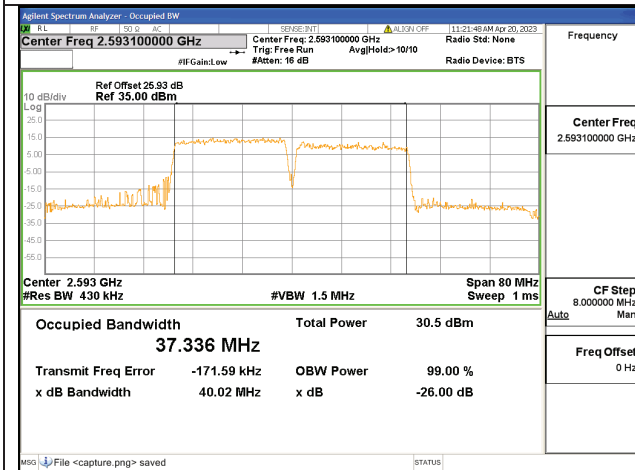
Band41C / 20MHz+15MHz / 16QAM/ Mid CH



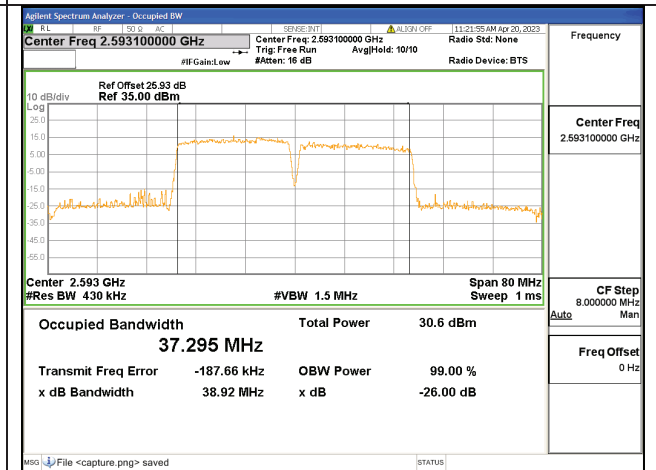
Band41C / 20MHz+15MHz / 64QAM/ Mid CH



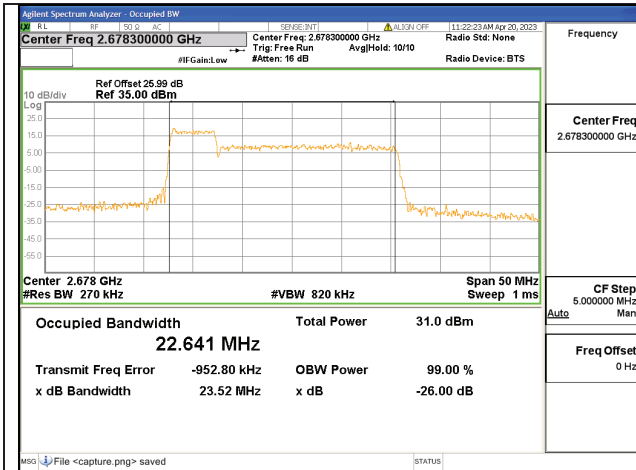
Band41C / 20MHz+20MHz / 16QAM/ Mid CH



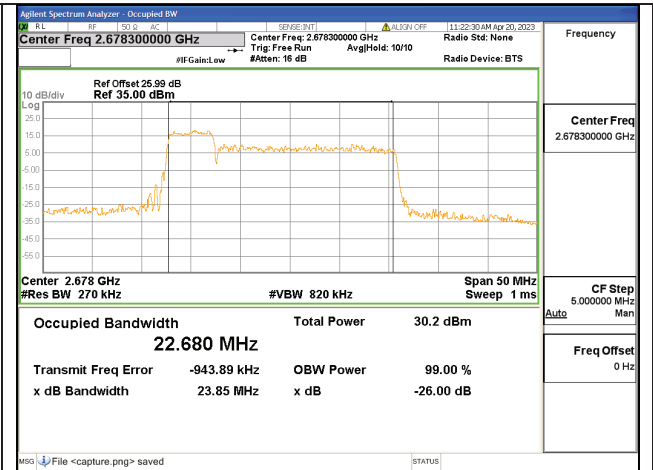
Band41C / 20MHz+20MHz / 16QAM/ Mid CH



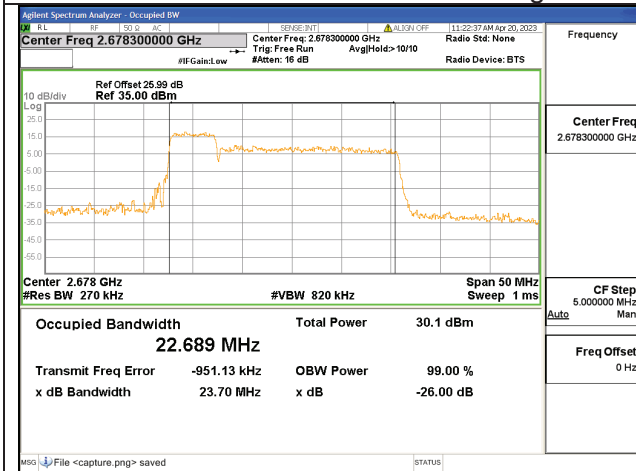
Band41C / 20MHz+20MHz / 64QAM/ Mid CH



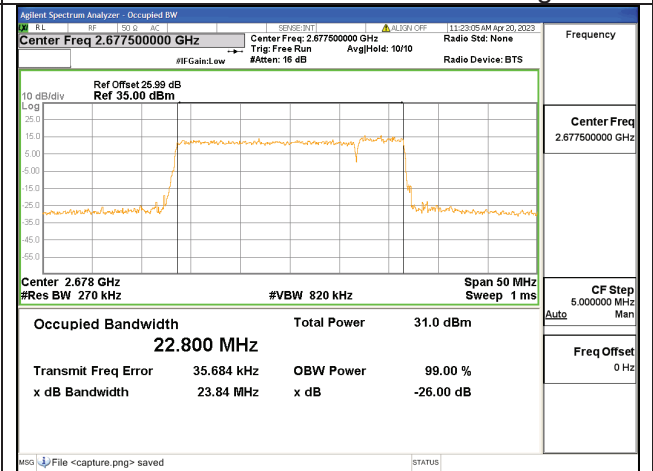
Band41C / 5MHz+20MHz / QPSK/ High CH



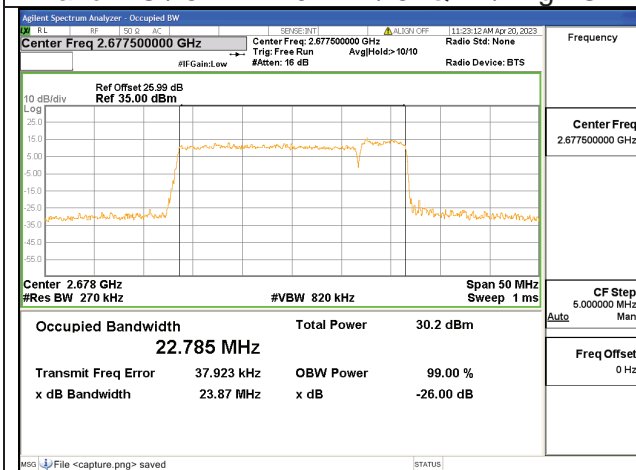
Band41C / 5MHz+20MHz / 16QAM/ High CH



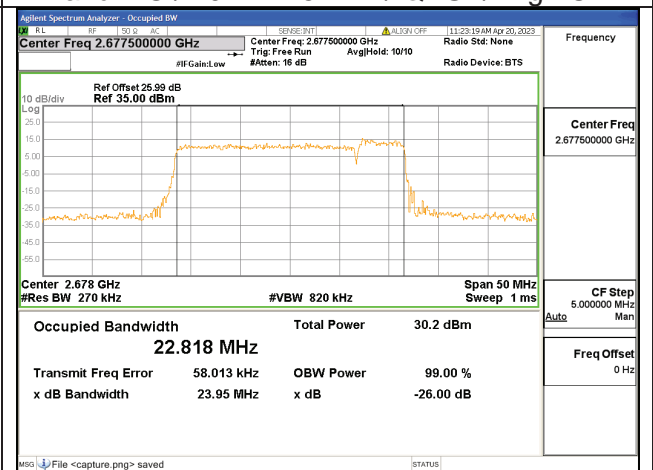
Band41C / 5MHz+20MHz / 64QAM/ High CH



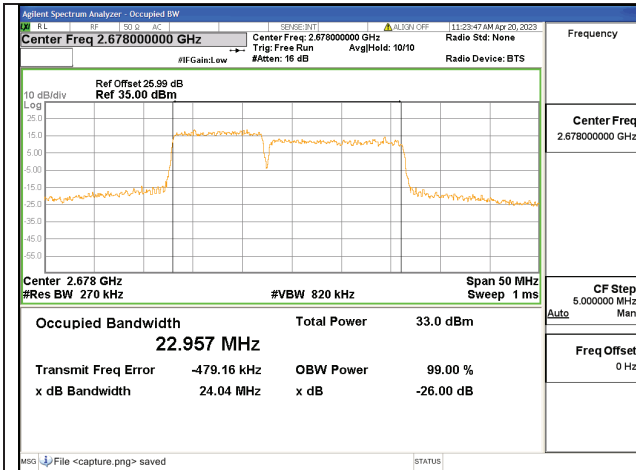
Band41C / 20MHz+5MHz / QPSK/ High CH



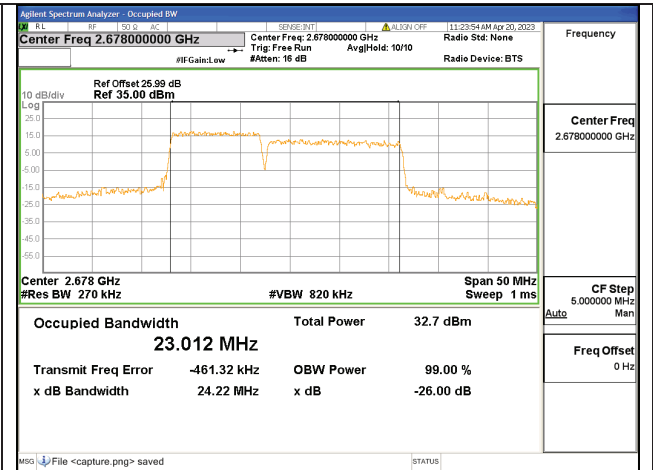
Band41C / 20MHz+5MHz / 16QAM/ High CH



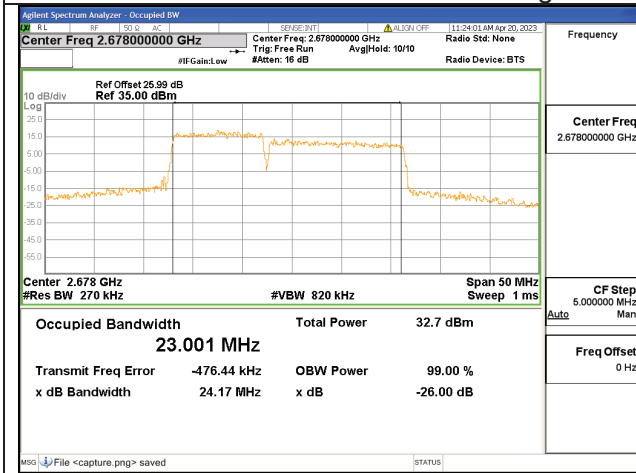
Band41C / 20MHz+5MHz / 64QAM/ High CH



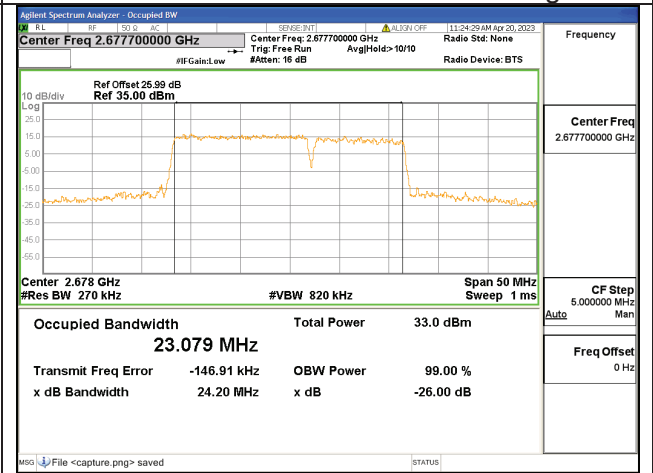
Band41C / 10MHz+15MHz / QPSK/ High CH



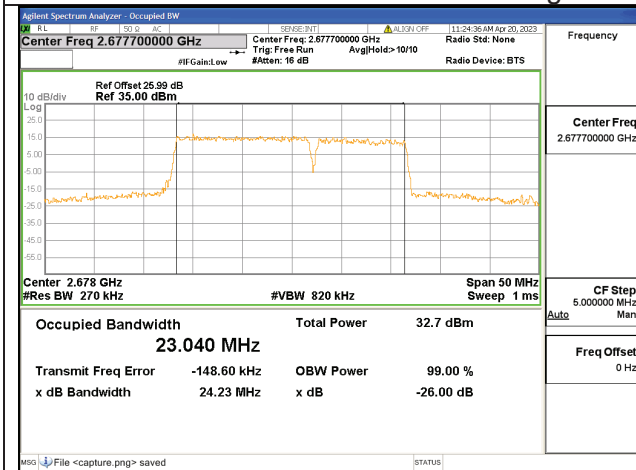
Band41C / 10MHz+15MHz / 16QAM/ High CH



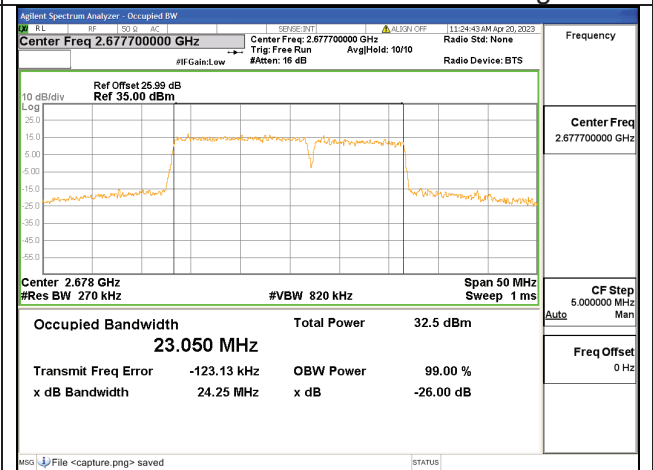
Band41C / 10MHz+15MHz / 64QAM/ High CH



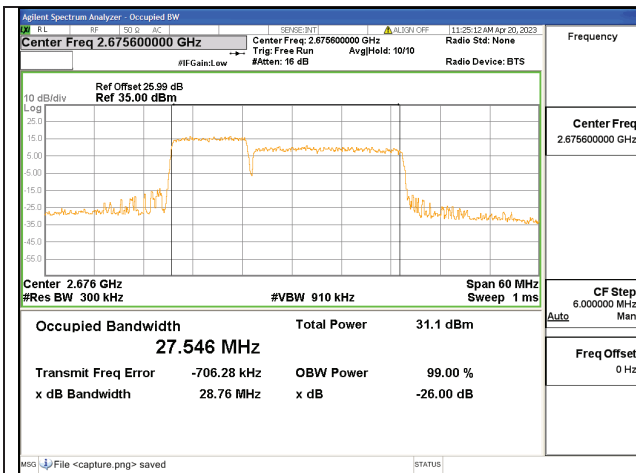
Band41C / 15MHz+10MHz / 16QAM/ High CH



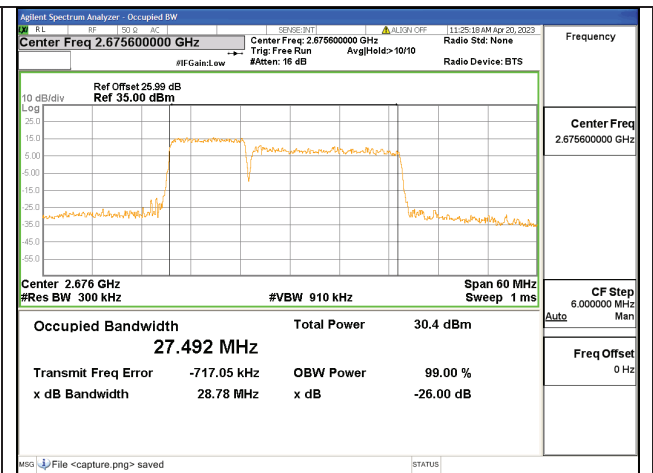
Band41C / 15MHz+10MHz / 64QAM/ High CH



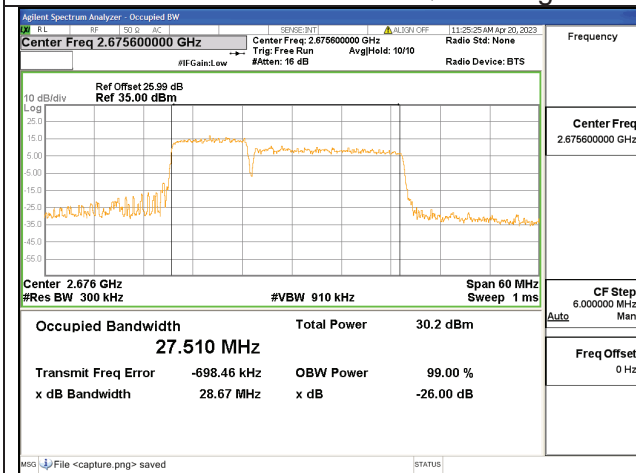
Band41C / 15MHz+10MHz / QPSK/ High CH



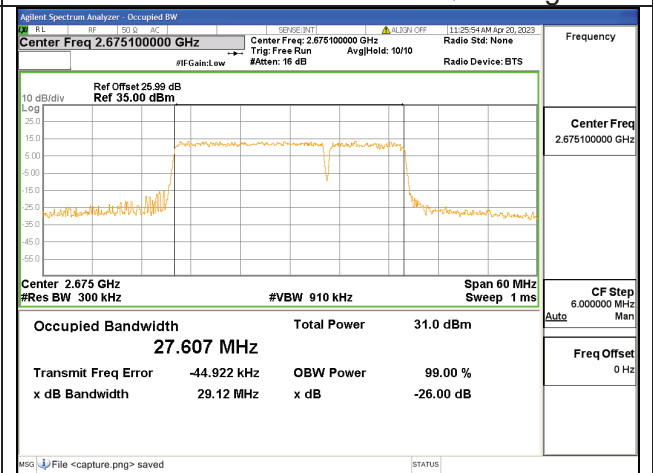
Band41C / 10MHz+20MHz / QPSK/ High CH



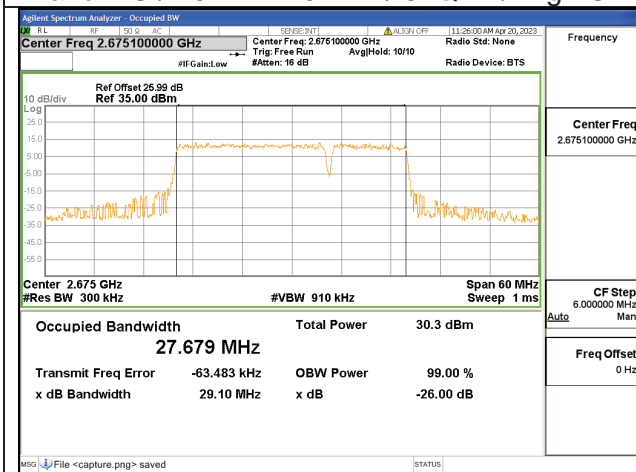
Band41C / 10MHz+20MHz / 16QAM/ High CH



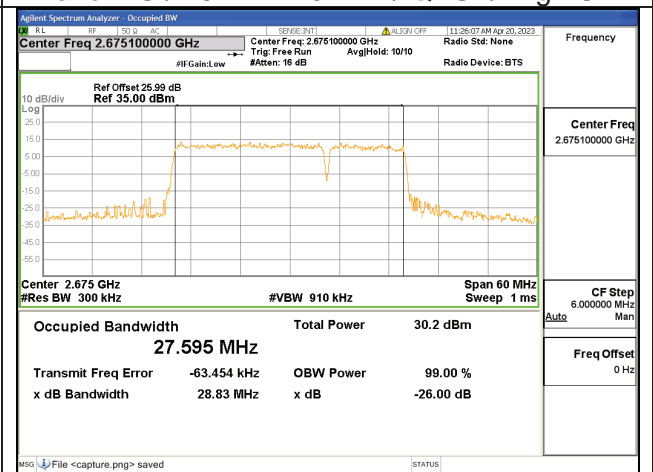
Band41C / 10MHz+20MHz / 64QAM/ High CH



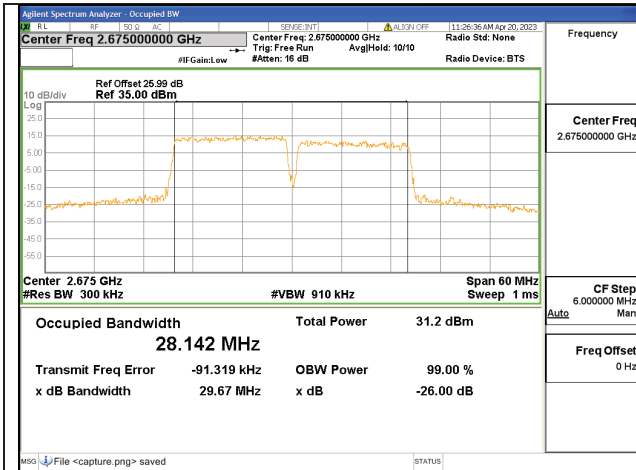
Band41C / 20MHz+10MHz / QPSK/ High CH



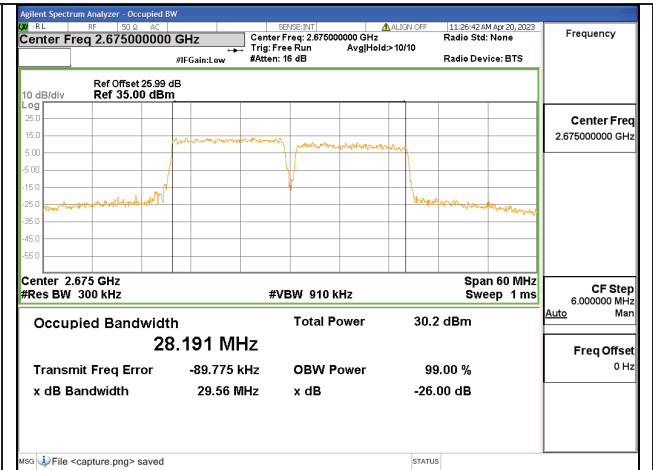
Band41C / 20MHz+10MHz / 16QAM/ High CH



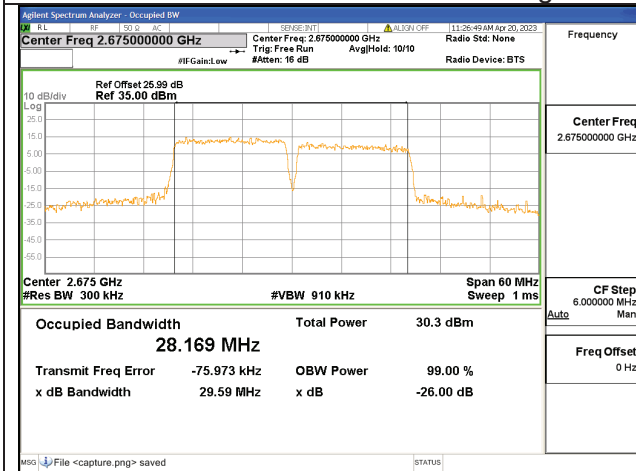
Band41C / 20MHz+10MHz / 64QAM/ High CH



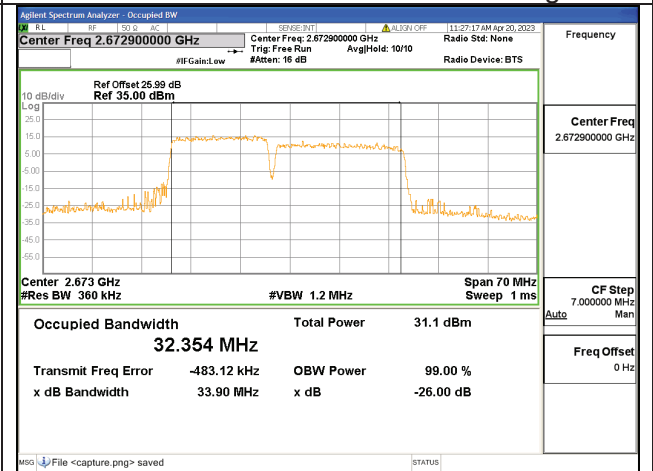
Band41C / 15MHz+15MHz / QPSK/ High CH



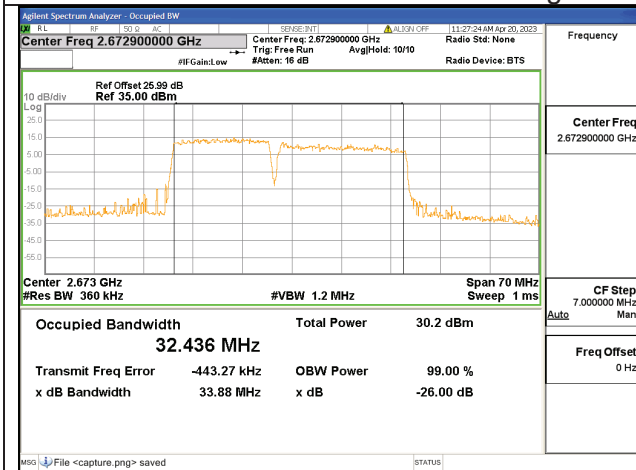
Band41C / 15MHz+15MHz / 16QAM/ High CH



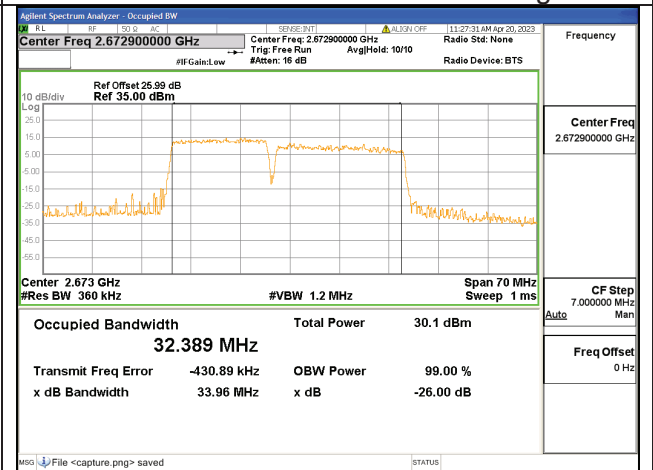
Band41C / 15MHz+15MHz / 64QAM/ High CH



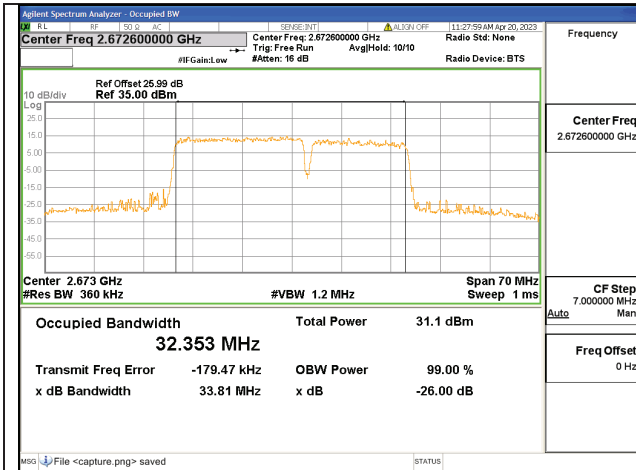
Band41C / 15MHz+20MHz / 16QAM/ High CH



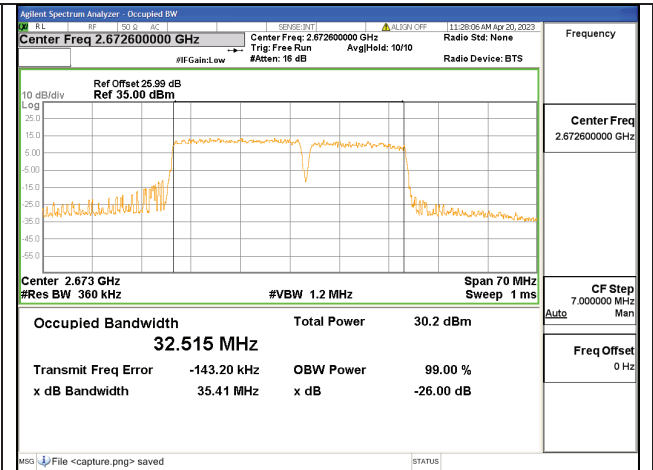
Band41C / 15MHz+20MHz / 64QAM/ High CH



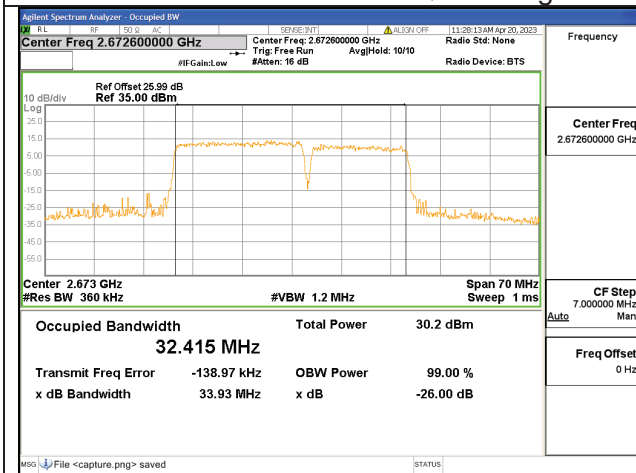
Band41C / 15MHz+20MHz / QPSK/ High CH



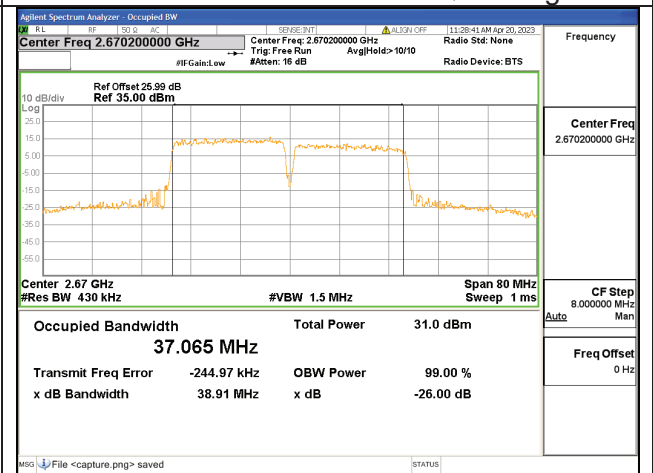
Band41C / 20MHz+15MHz / QPSK/ High CH



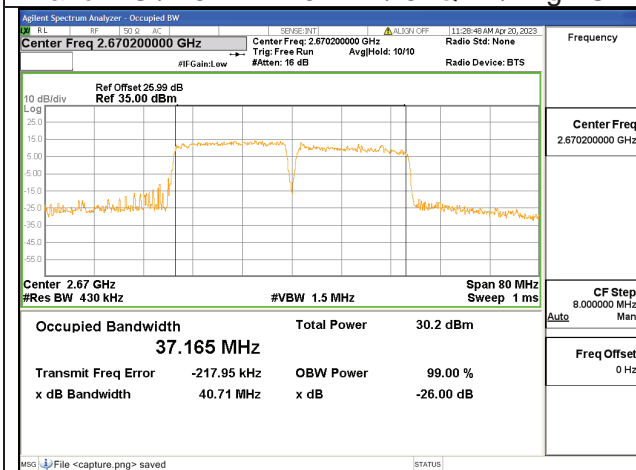
Band41C / 20MHz+15MHz / 16QAM/ High CH



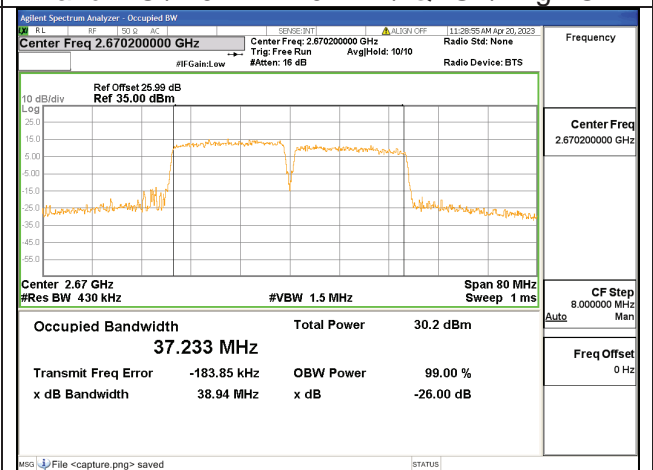
Band41C / 20MHz+15MHz / 64QAM/ High CH



Band41C / 20MHz+20MHz / 16QAM/ High CH



Band41C / 20MHz+20MHz / 64QAM/ High CH



Band41C / 20MHz+20MHz / QPSK/ High CH

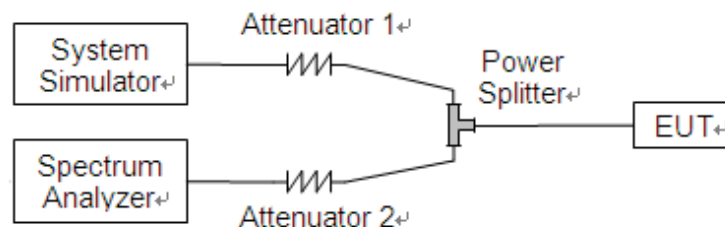
## 2.3. Conducted Spurious Emissions

### 2.3.1. Requirement

According to FCC section 2.1051, the power of any emission outside of the authorized operating frequency ranges must be attenuated below the transmitting power (P) by a factor of at least  $43+10*\log(P)$ dB. This calculated to be -13dBm.

Additional requirement for LTE Band 7, 41, The power of any emission outside of the authorized operating frequency ranges must be attenuated below the transmitting power (P) by a factor of at least  $55 + 10 \log(P)$  dB. This calculated to be -25dBm.

### 2.3.2. Test Description



The EUT is coupled to the Spectrum Analyzer (SA) and the System Simulator (SS) with Attenuators through the Power Splitter; the RF load attached to the EUT antenna terminal is 50Ohm; the path loss as the factor is calibrated to correct the reading. The EUT is commanded by the SS to operate at the maximum output power. A call is established between the EUT and the SS.

### 2.3.3. Test procedure

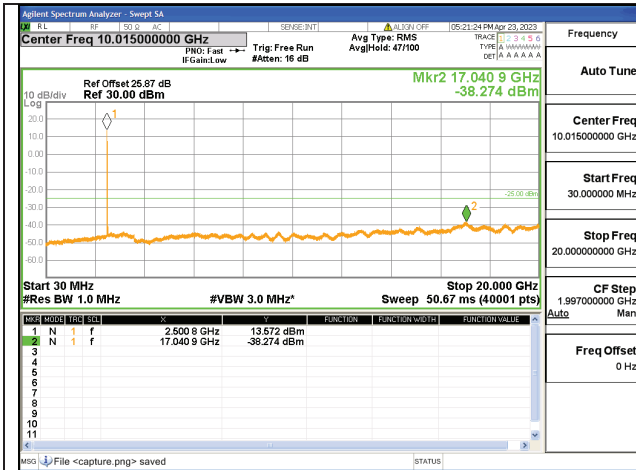
KDB 971168 D01v03 Section 6.0 and ANSI/TIA-603-E-2016



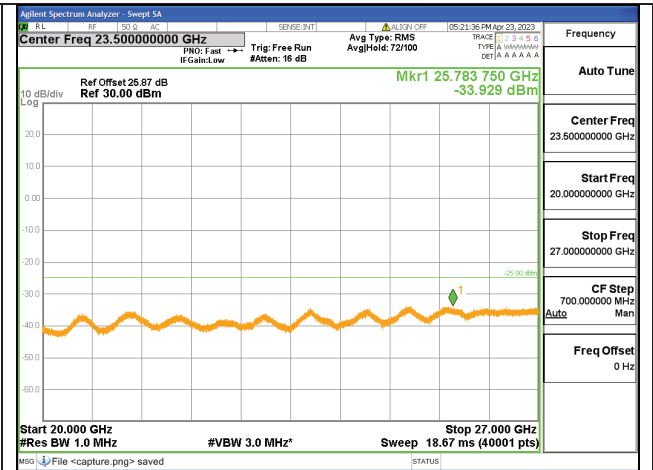


2.3.4. Test Result

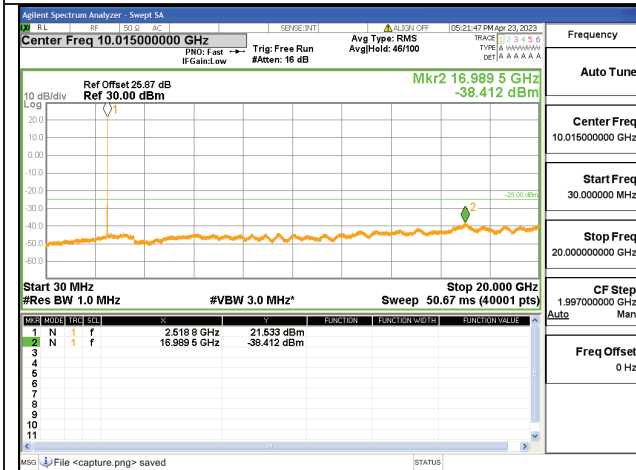




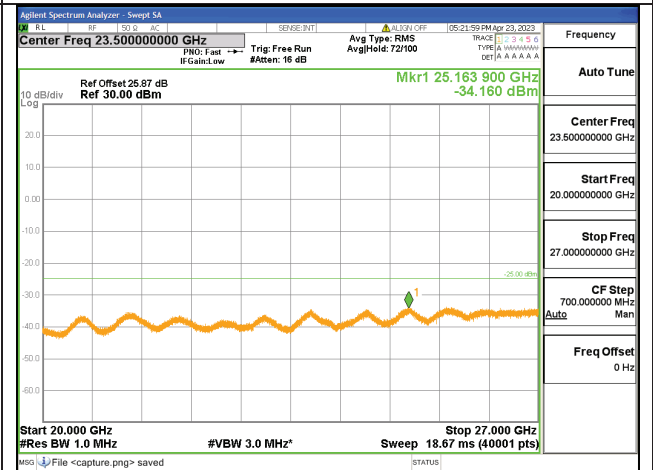
7C-30M-20G / 20+10MHz / QPSK / Low CH / 1#0-1#49



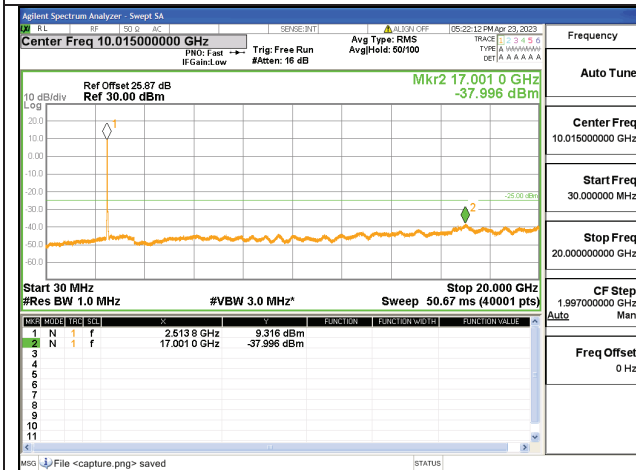
7C-20G-27G / 20+10MHz / QPSK / Low CH / 1#0-1#49



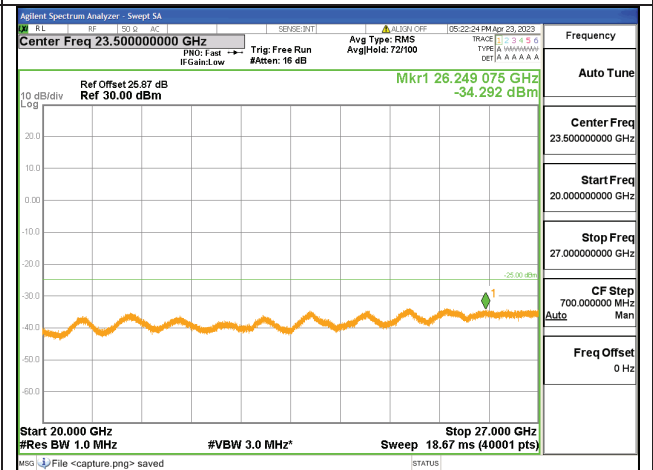
7C-30M-20G / 20+10MHz / QPSK / Low CH / 1#99-1#0



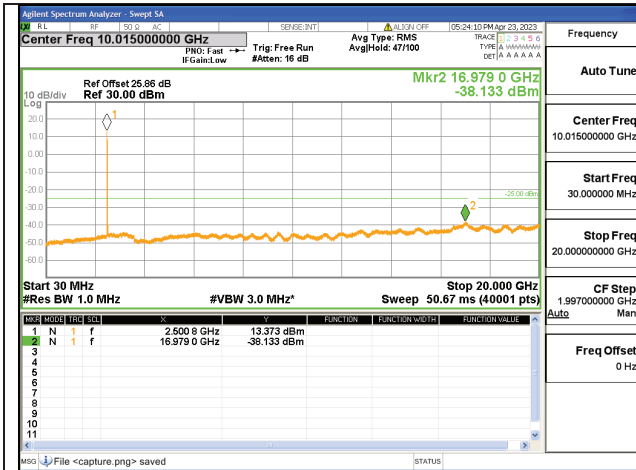
7C-20G-27G / 20+10MHz / QPSK / Low CH / 1#99-1#0



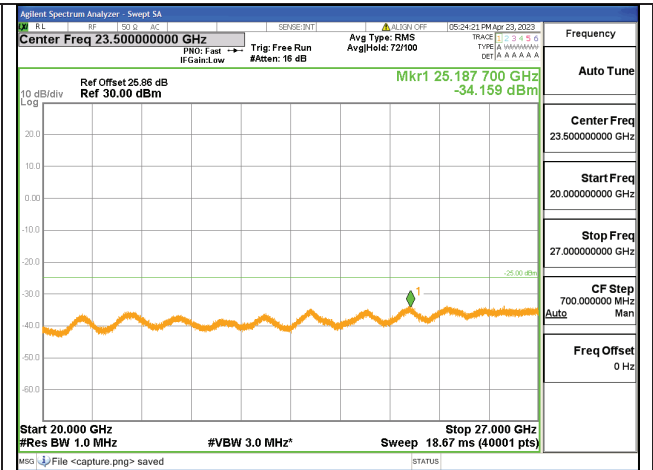
7C-30M-20G / 20+10MHz / QPSK / Low CH / 100#0-50#0



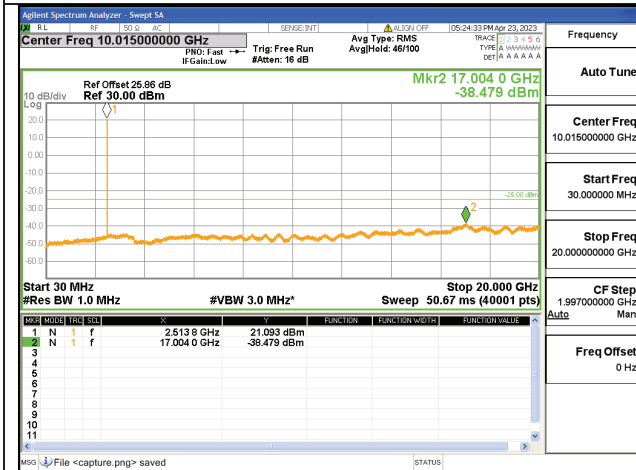
7C-20G-27G / 20+10MHz / QPSK / Low CH / 100#0-50#0



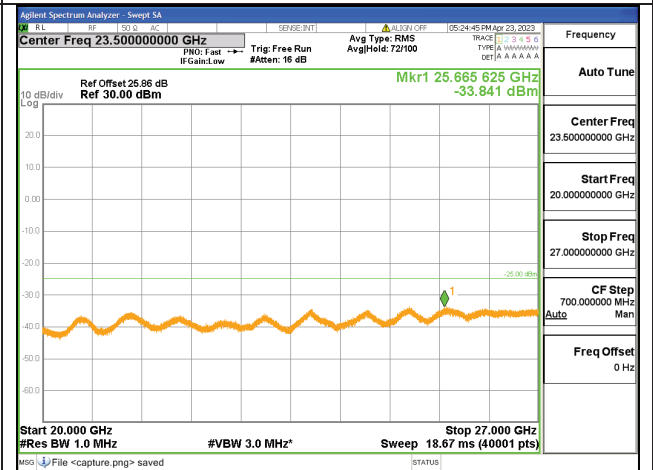
7C-30M-20G / 15+10MHz / QPSK / Low CH / 1#0-1#49



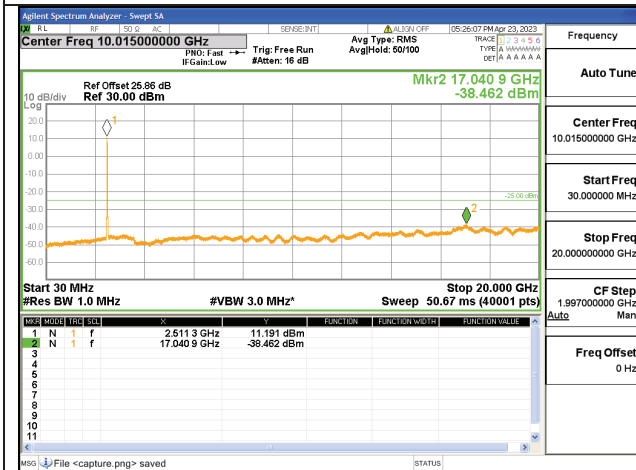
7C-20G-27G / 15+10MHz / QPSK / Low CH / 1#0-1#49



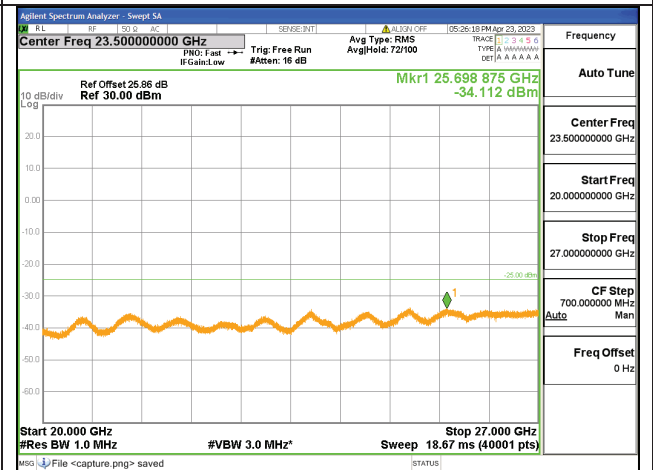
7C-30M-20G / 15+10MHz / QPSK / Low CH / 1#74-1#0



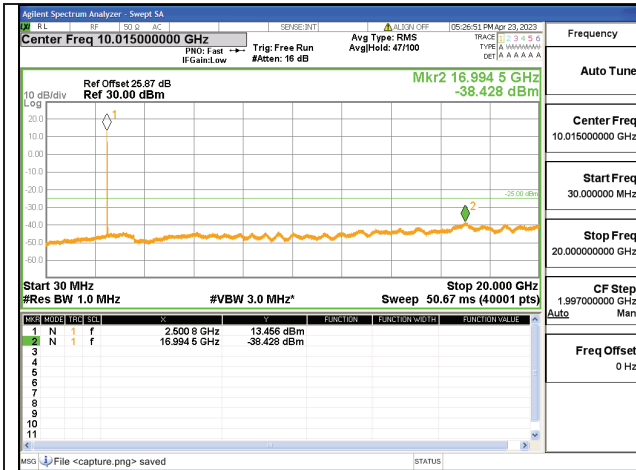
7C-20G-27G / 15+10MHz / QPSK / Low CH / 1#74-1#0



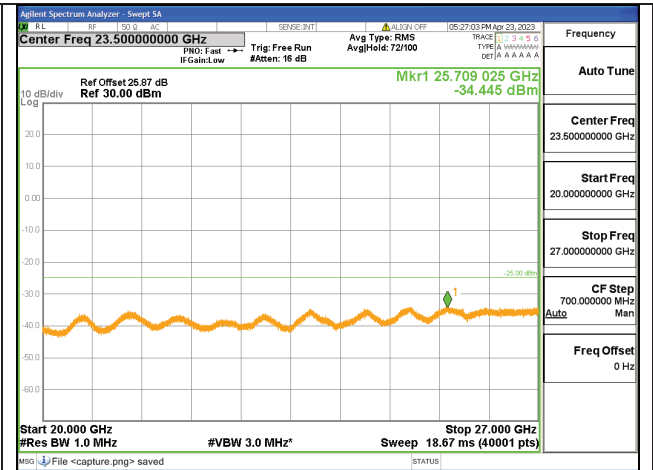
7C-30M-20G / 15+10MHz / QPSK / Low CH / 75#0-50#0



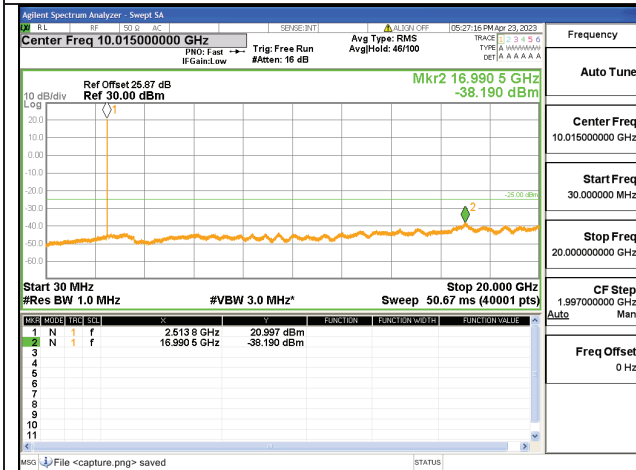
7C-20G-27G / 15+10MHz / QPSK / Low CH / 75#0-50#0



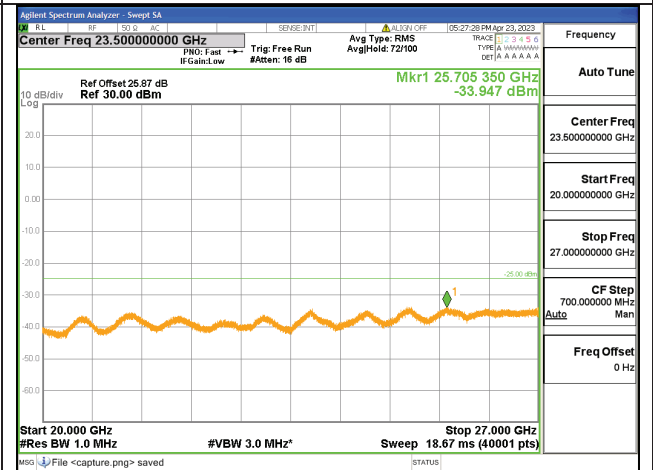
7C-30M-20G / 15+15MHz / QPSK / Low CH / 1#0-1#74



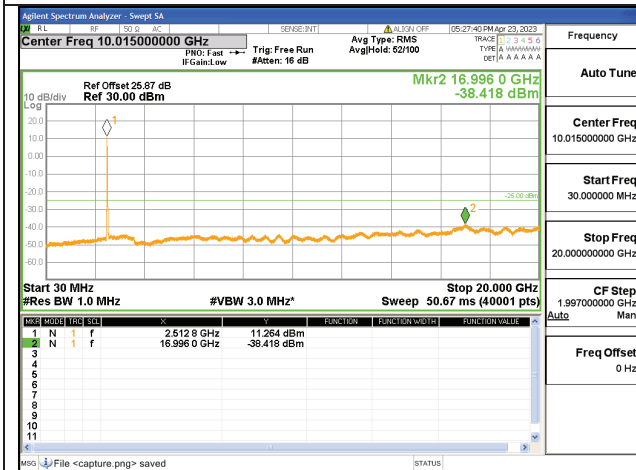
7C-20G-27G / 15+15MHz / QPSK / Low CH / 1#0-1#74



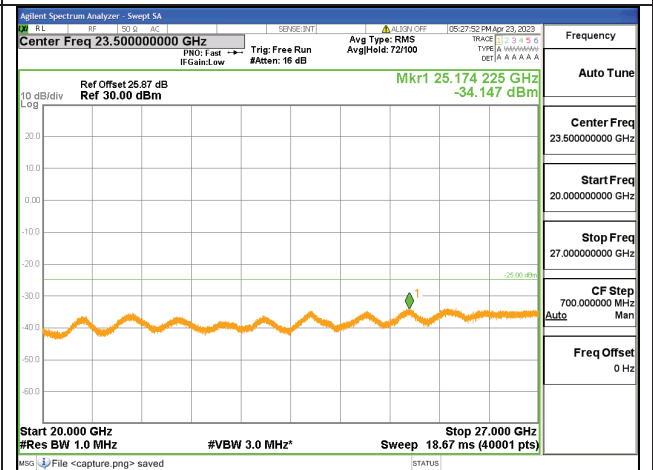
7C-30M-20G / 15+15MHz / QPSK / Low CH / 1#74-1#0



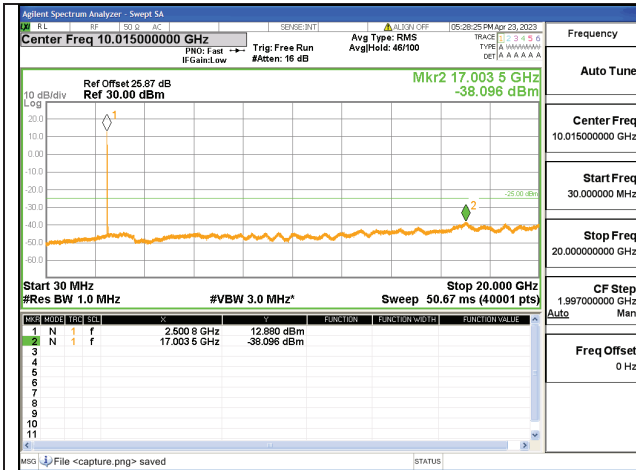
7C-20G-27G / 15+15MHz / QPSK / Low CH / 1#74-1#0



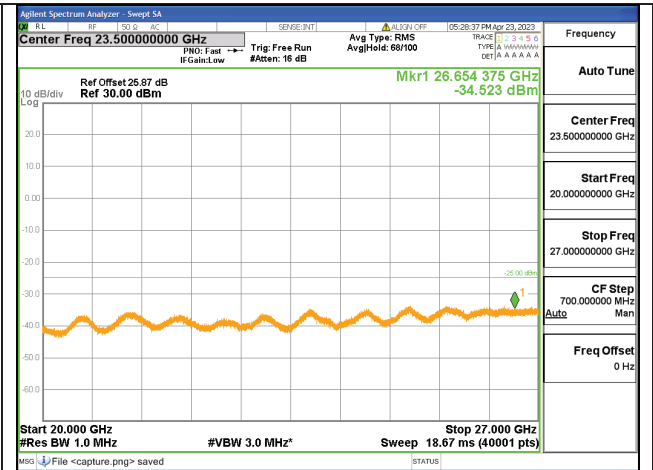
7C-30M-20G / 15+15MHz / QPSK / Low CH / 75#0-75#0



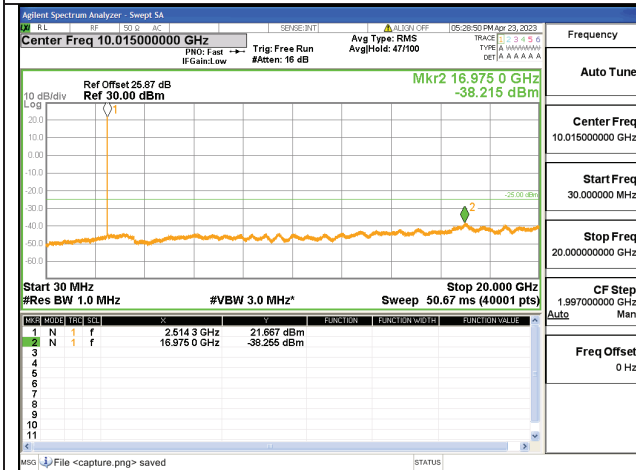
7C-20G-27G / 15+15MHz / QPSK / Low CH / 75#0-75#0



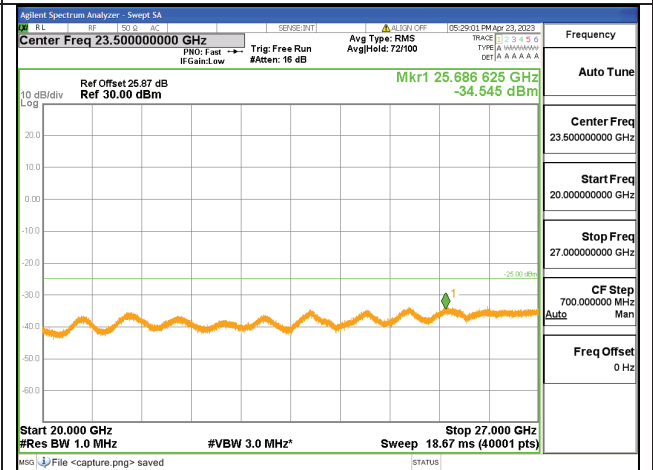
7C-30M-20G / 15+20MHz / QPSK / Low CH / #0-1#99



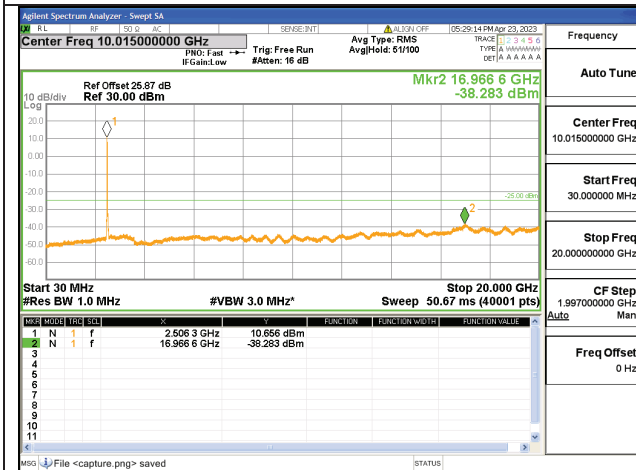
7C-20G-27G / 15+20MHz / QPSK / Low CH / #0-1#99



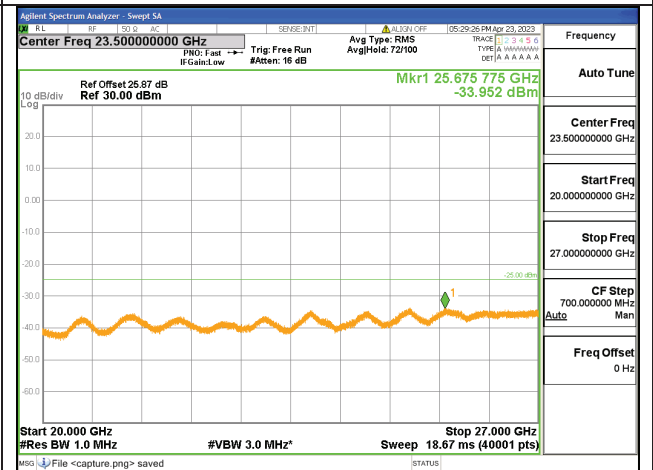
7C-30M-20G / 15+20MHz / QPSK / Low CH / #74-1#0



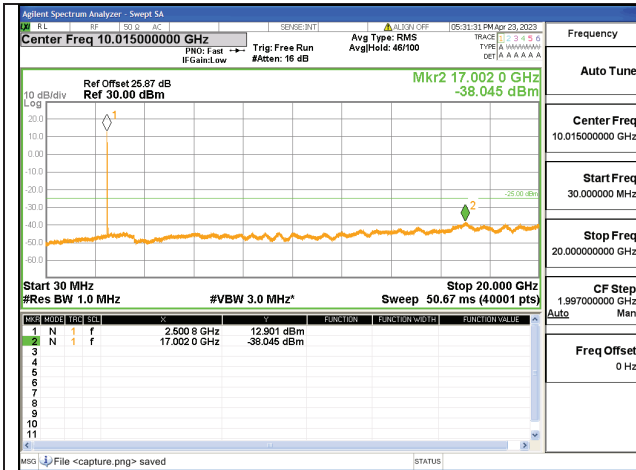
7C-20G-27G / 15+20MHz / QPSK / Low CH / #74-1#0



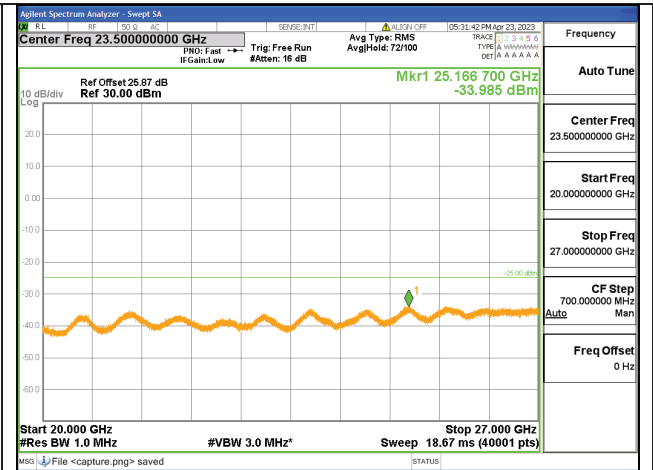
7C-30M-20G / 15+20MHz / QPSK / Low CH / 75#0-100#0



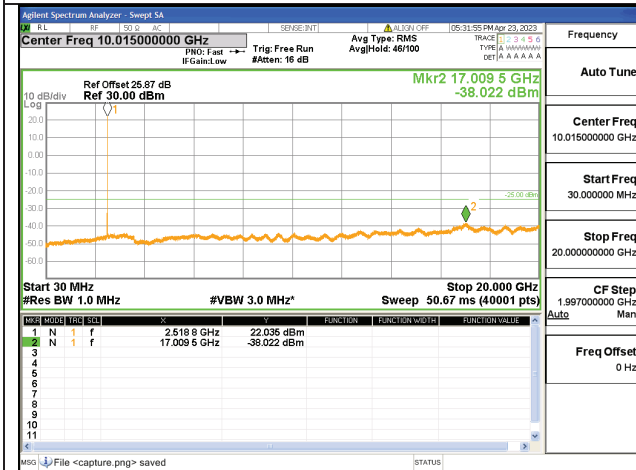
7C-20G-27G / 15+20MHz / QPSK / Low CH / 75#0-100#0



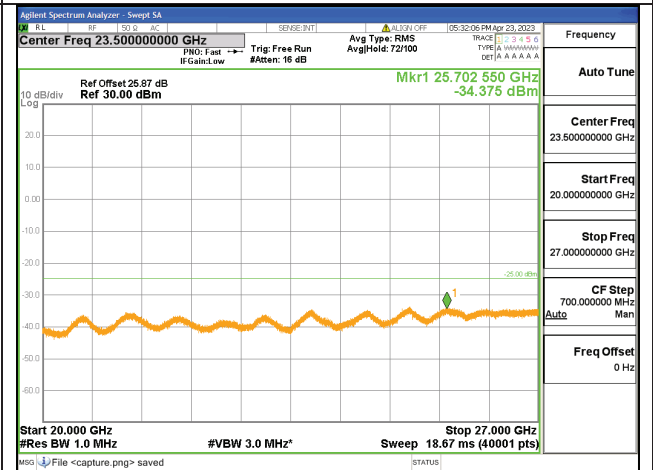
7C-30M-20G / 20+15MHz / QPSK / Low CH / 1#0-1#74



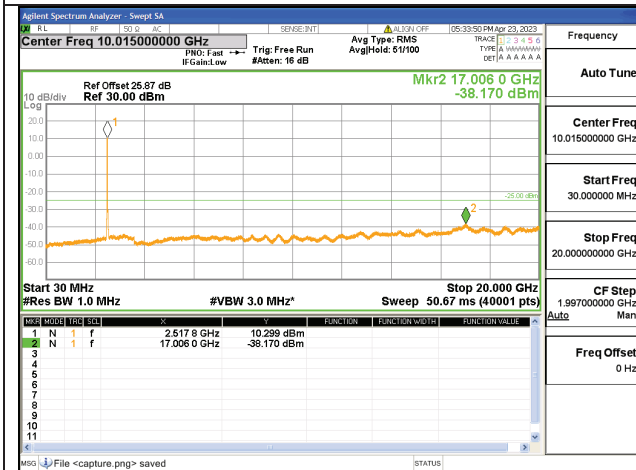
7C-20G-27G / 20+15MHz / QPSK / Low CH / 1#0-1#74



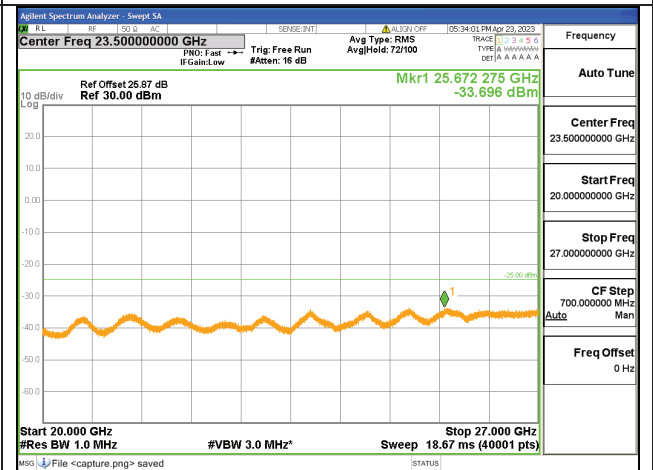
7C-30M-20G / 20+15MHz / QPSK / Low CH / 1#99-1#0



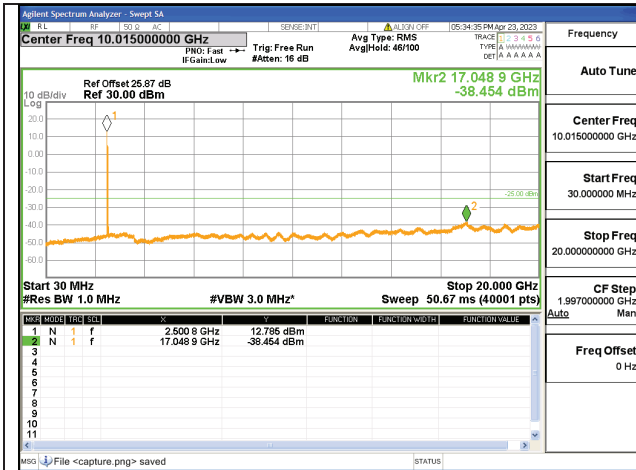
7C-20G-27G / 20+15MHz / QPSK / Low CH / 1#99-1#0



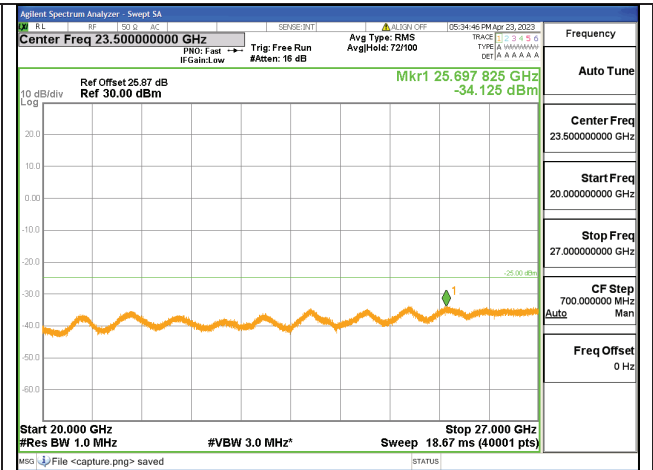
7C-30M-20G / 20+15MHz / QPSK / Low CH / 100#0-75#0



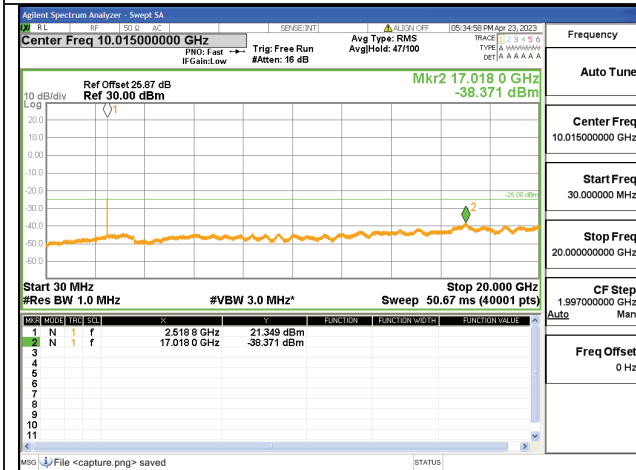
7C-20G-27G / 20+15MHz / QPSK / Low CH / 100#0-75#0



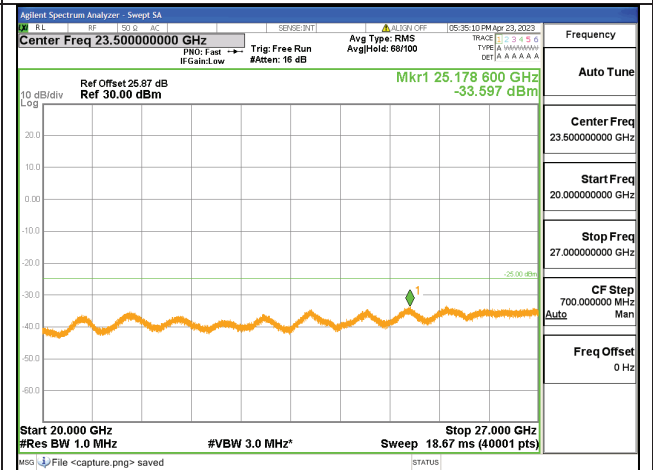
7C-30M-20G / 20+20MHz / QPSK / Low CH / 1#0-1#99



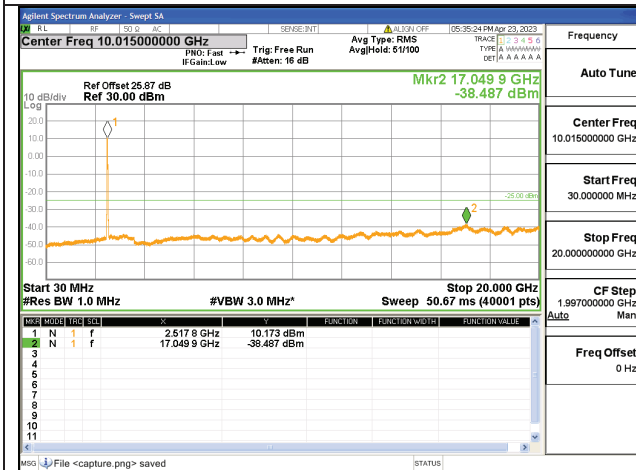
7C-20G-27G / 20+20MHz / QPSK / Low CH / 1#0-1#99



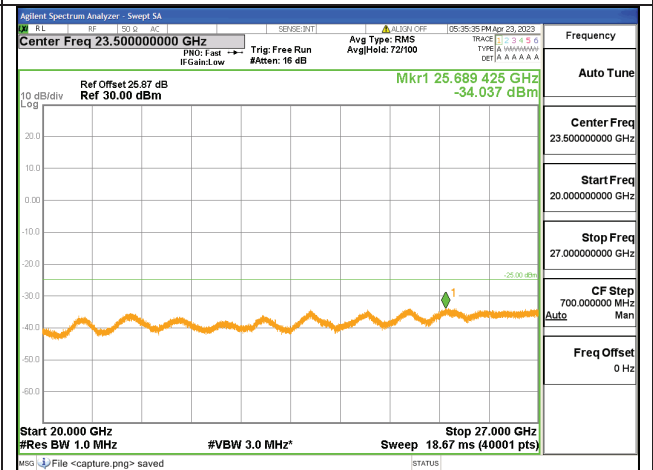
7C-30M-20G / 20+20MHz / QPSK / Low CH / 1#99-1#0



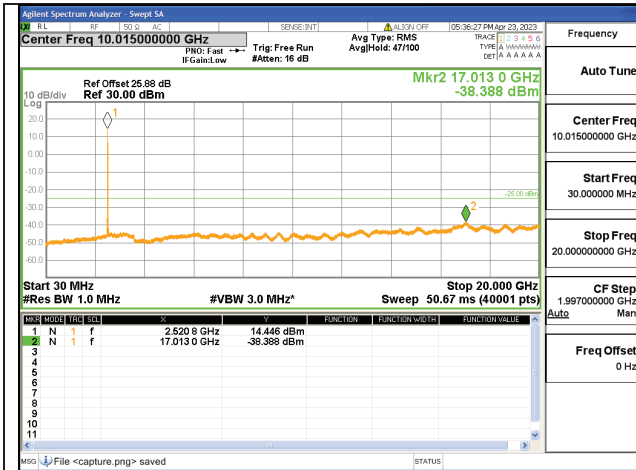
7C-20G-27G / 20+20MHz / QPSK / Low CH / 1#99-1#0



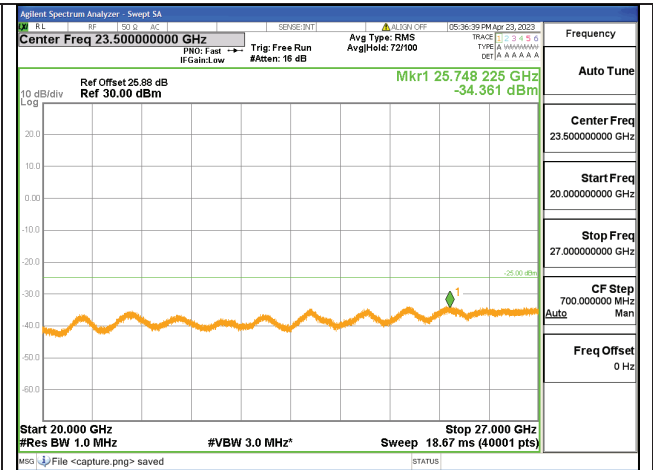
7C-30M-20G / 20+20MHz / QPSK / Low CH / 100#0-100#0



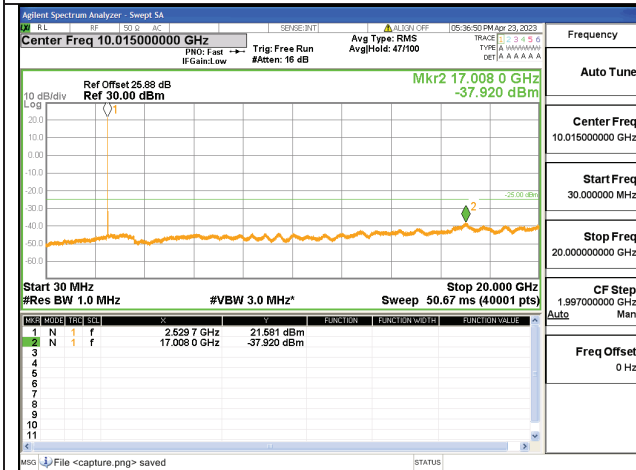
7C-20G-27G / 20+20MHz / QPSK / Low CH / 100#0-100#0



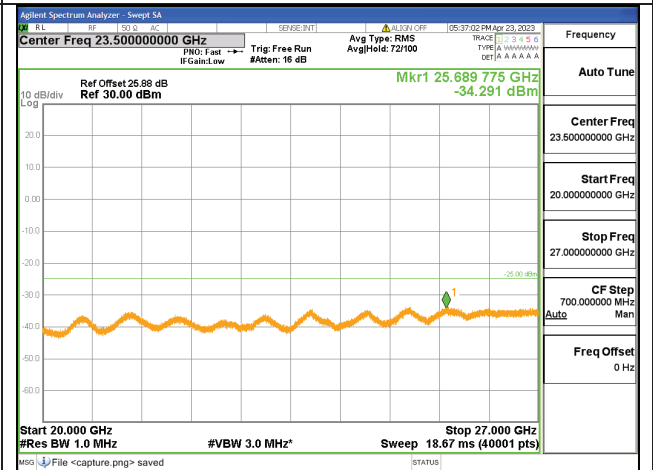
7C-30M-20G / 10+20MHz / QPSK / Mid CH / 1#0-1#99



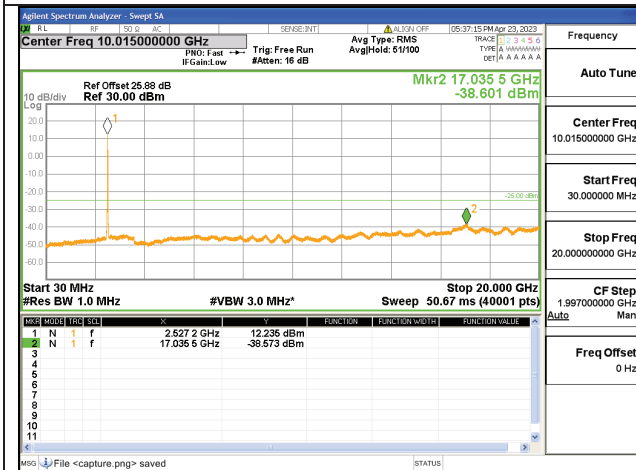
7C-20G-27G / 10+20MHz / QPSK / Mid CH / 1#0-1#99



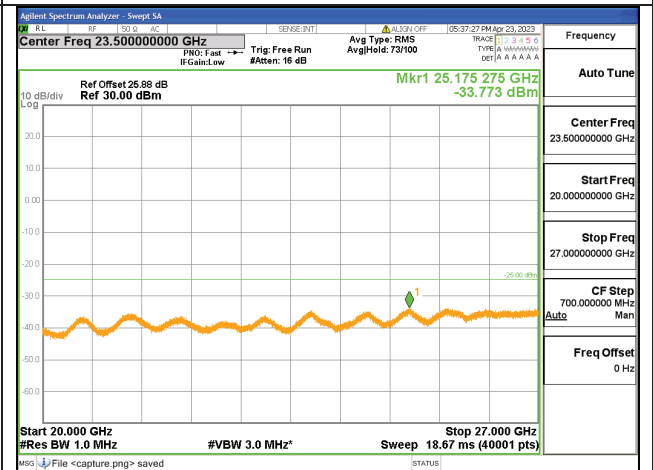
7C-30M-20G / 10+20MHz / QPSK / Mid CH / 1#49-1#0



7C-20G-27G / 10+20MHz / QPSK / Mid CH / 1#49-1#0

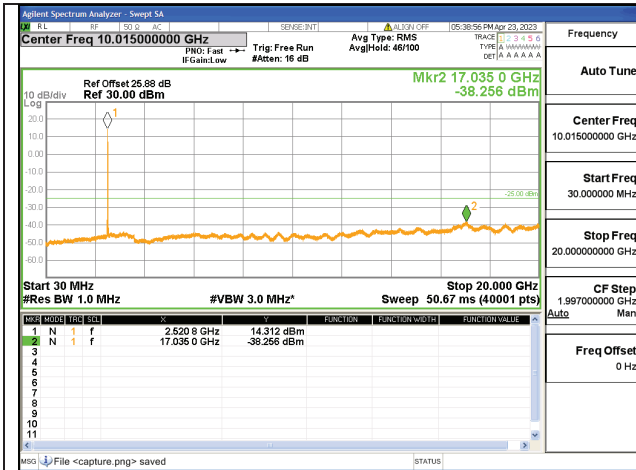


7C-30M-20G / 10+20MHz / QPSK / Mid CH / 50#0-100#0

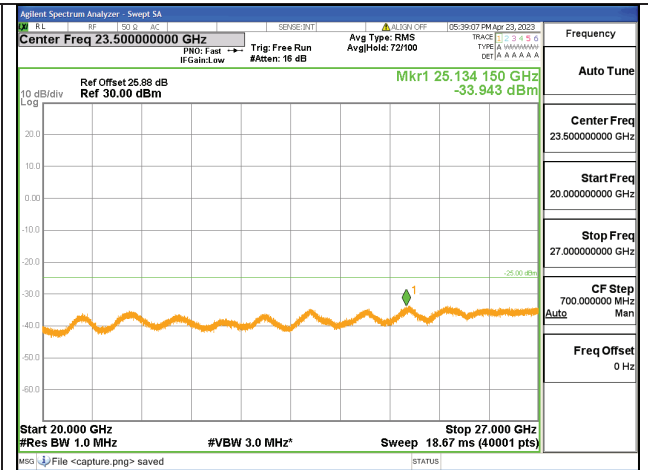


7C-20G-27G / 10+20MHz / QPSK / Mid CH / 50#0-100#0

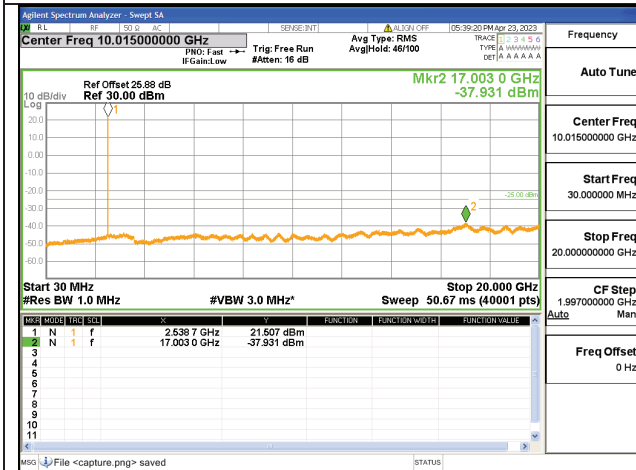




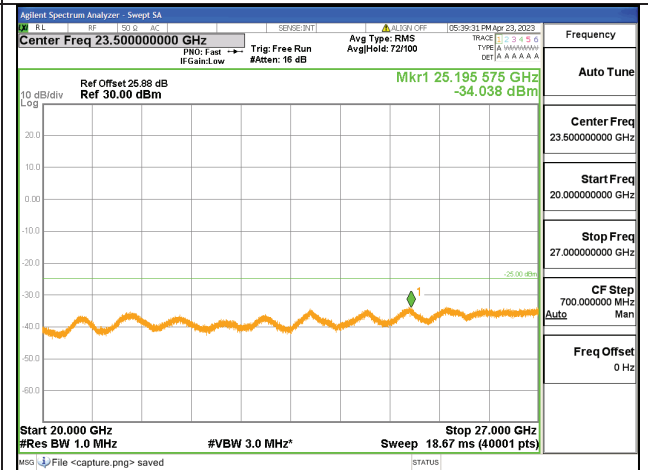
7C-30M-20G / 20+10MHz / QPSK / Mid CH / 1#0-1#49



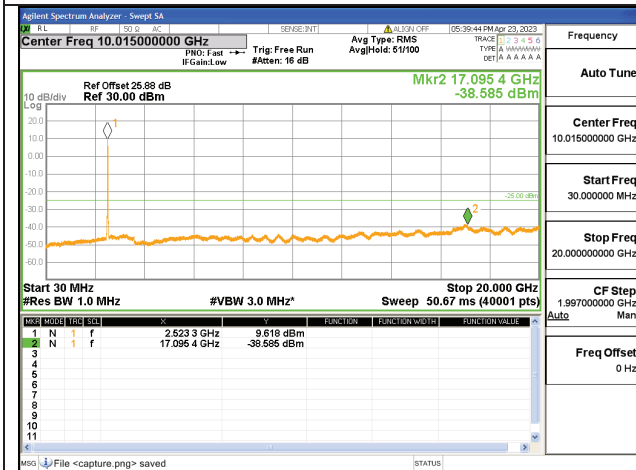
7C-20G-27G / 20+10MHz / QPSK / Mid CH / 1#0-1#49



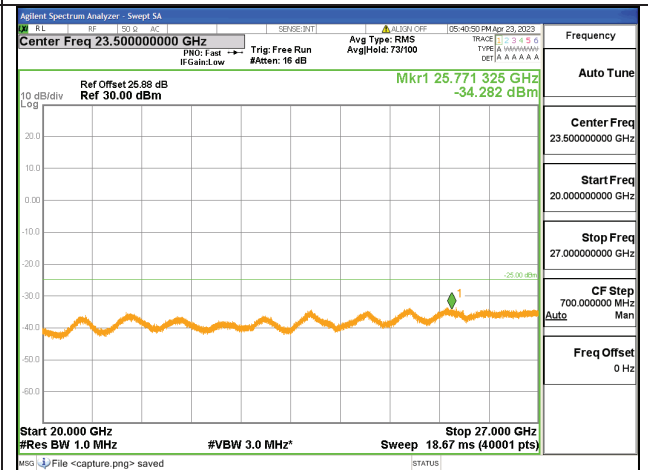
7C-30M-20G / 20+10MHz / QPSK / Mid CH / 1#99-1#0



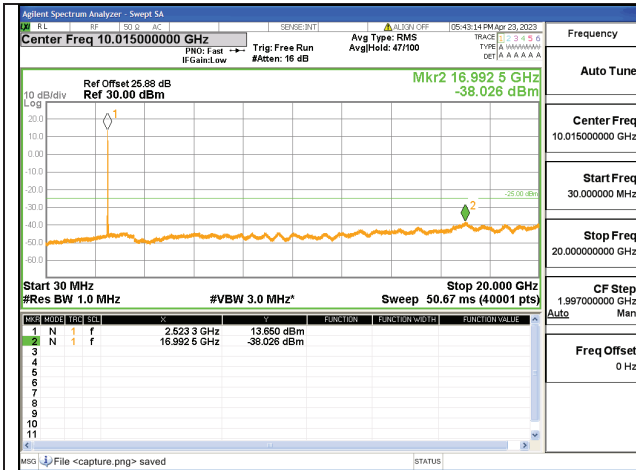
7C-20G-27G / 20+10MHz / QPSK / Mid CH / 1#99-1#0



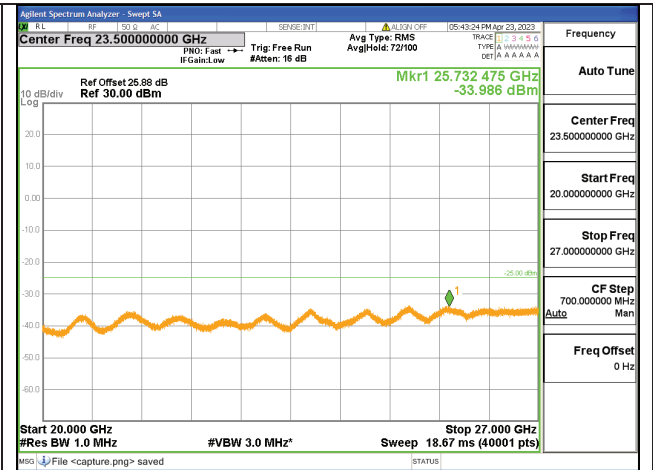
7C-30M-20G / 20+10MHz / QPSK / Mid CH / 100#0-50#0



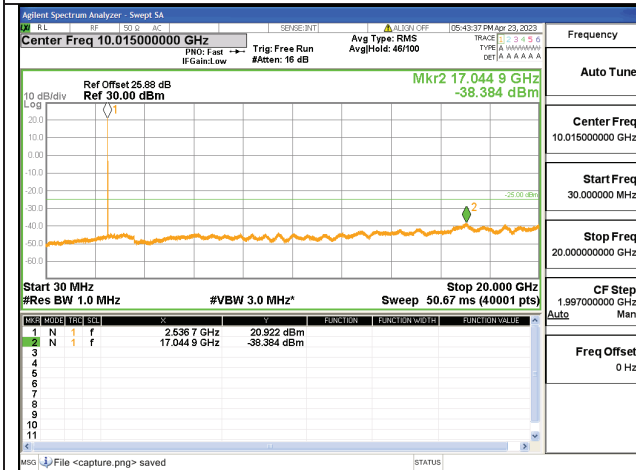
7C-20G-27G / 20+10MHz / QPSK / Mid CH / 100#0-50#0



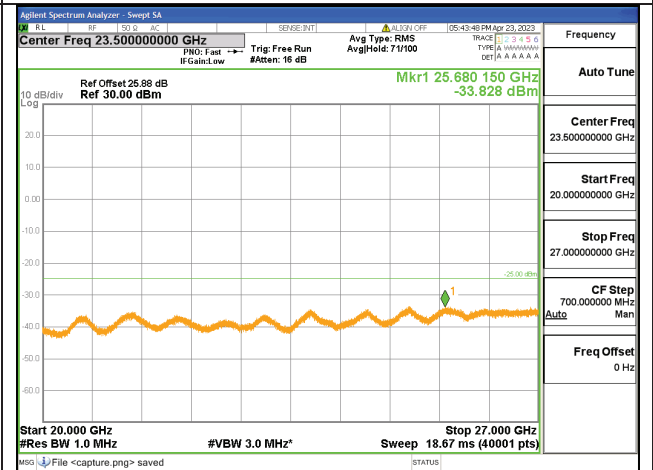
7C-30M-20G / 15+10MHz / QPSK / Mid CH / 1#0-1#49



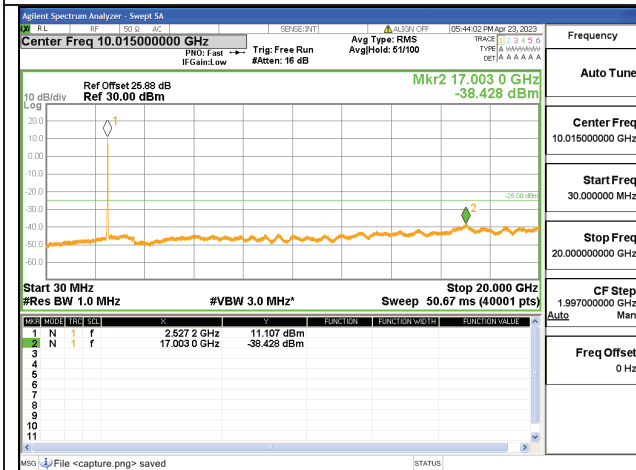
7C-20G-27G / 15+10MHz / QPSK / Mid CH / 1#0-1#49



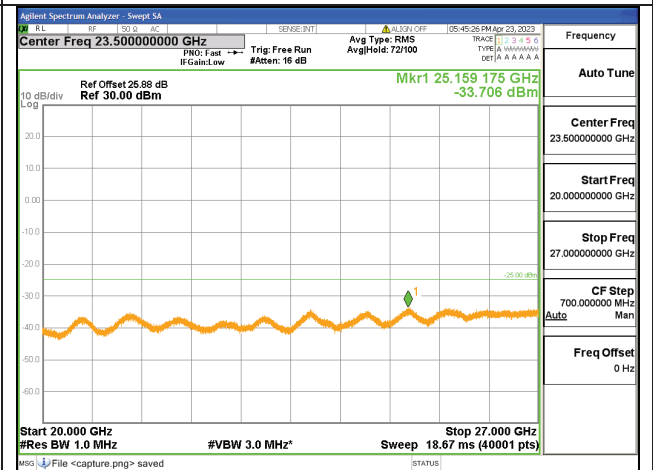
7C-30M-20G / 15+10MHz / QPSK / Mid CH / 1#74-1#0



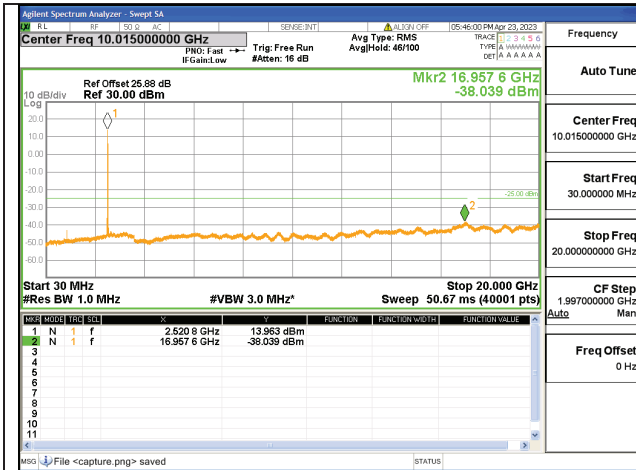
7C-20G-27G / 15+10MHz / QPSK / Mid CH / 1#74-1#0



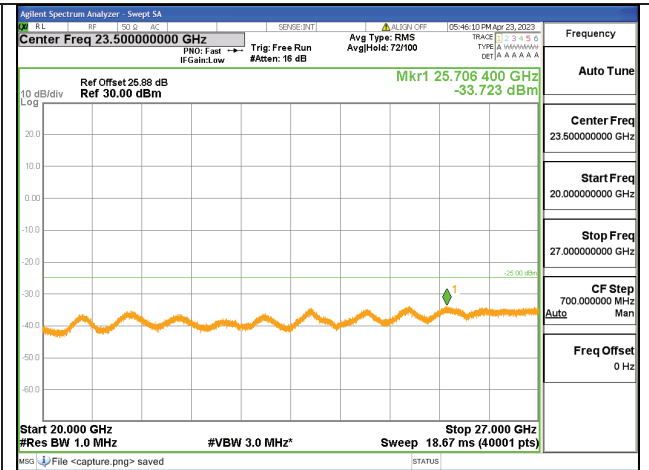
7C-30M-20G / 15+10MHz / QPSK / Mid CH / 75#0-50#0



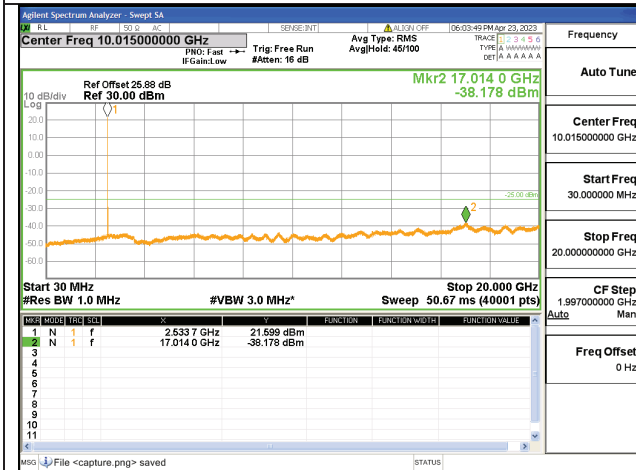
7C-20G-27G / 15+10MHz / QPSK / Mid CH / 75#0-50#0



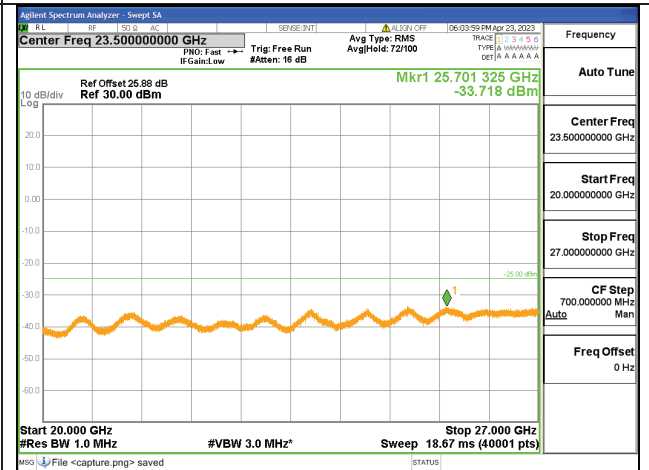
7C-30M-20G / 15+15MHz / QPSK / Mid CH / 1#0-1#74



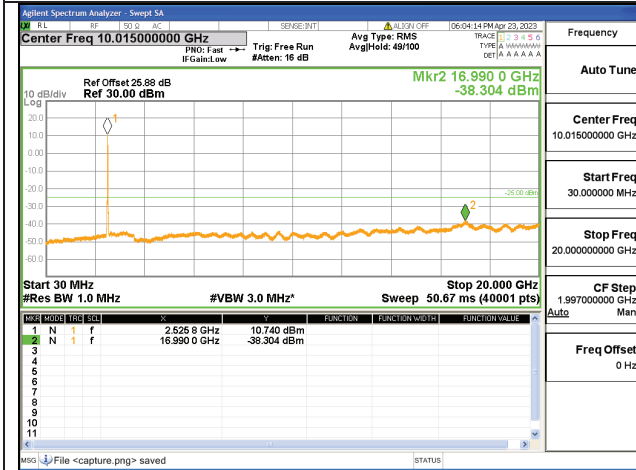
7C-20G-27G / 15+15MHz / QPSK / Mid CH / 1#0-1#74



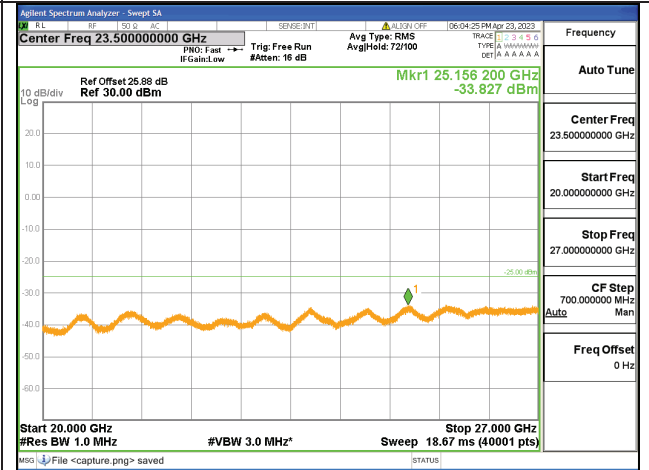
7C-30M-20G / 15+15MHz / QPSK / Mid CH / 1#74-1#0



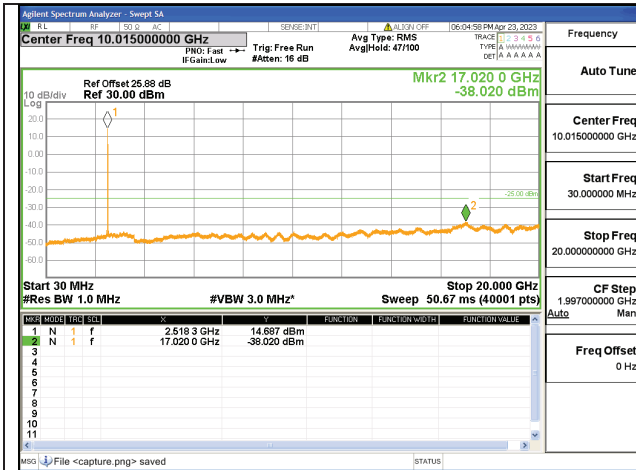
7C-20G-27G / 15+15MHz / QPSK / Mid CH / 1#74-1#0



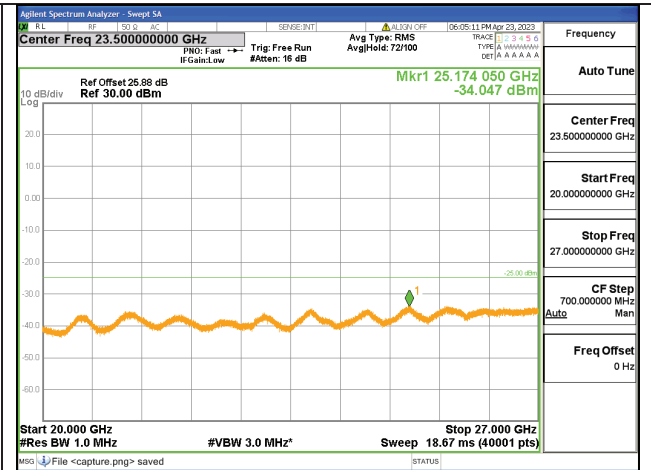
7C-30M-20G / 15+15MHz / QPSK / Mid CH / 75#0-75#0



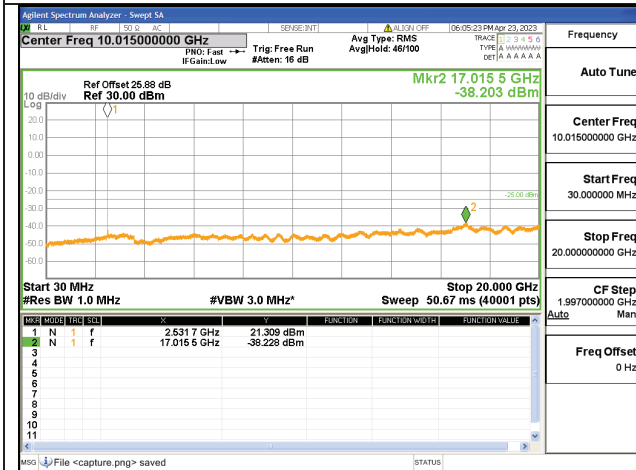
7C-20G-27G / 15+15MHz / QPSK / Mid CH / 75#0-75#0



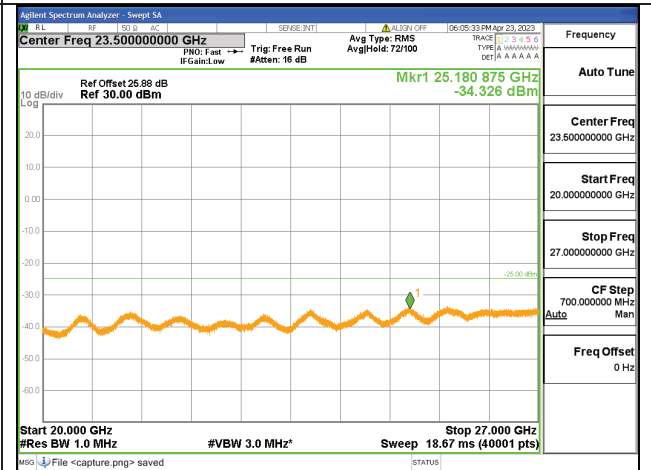
7C-30M-20G / 15+20MHz / QPSK / Mid CH / 1#0-1#99



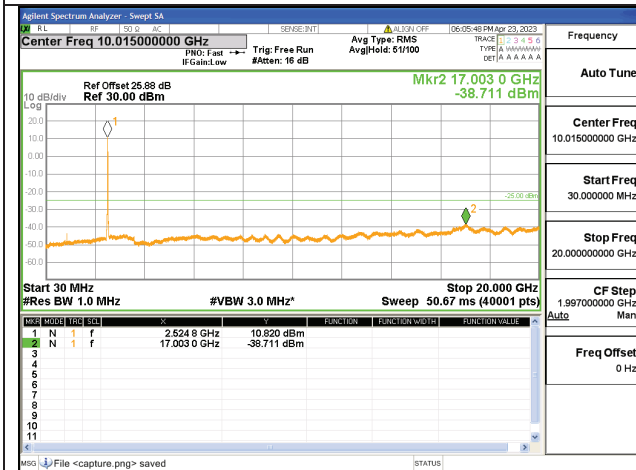
7C-20G-27G / 15+20MHz / QPSK / Mid CH / 1#0-1#99



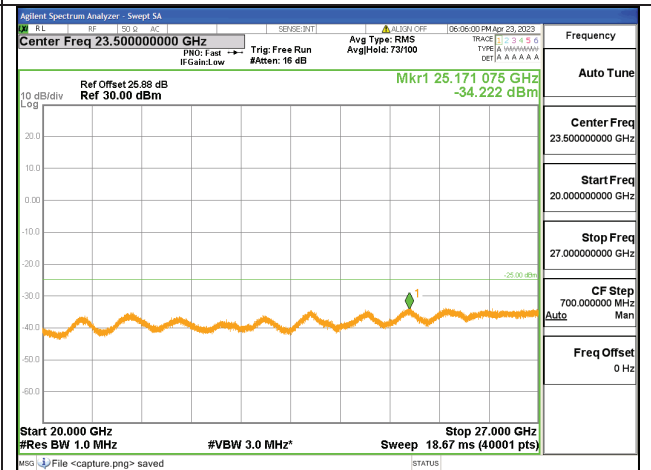
7C-30M-20G / 15+20MHz / QPSK / Mid CH / 1#74-1#0



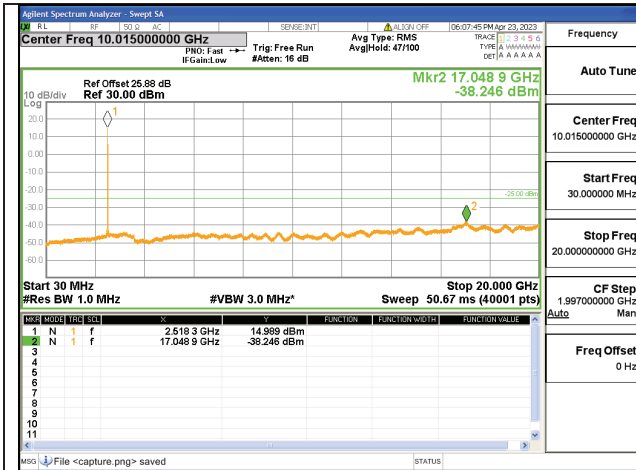
7C-20G-27G / 15+20MHz / QPSK / Mid CH / 1#74-1#0



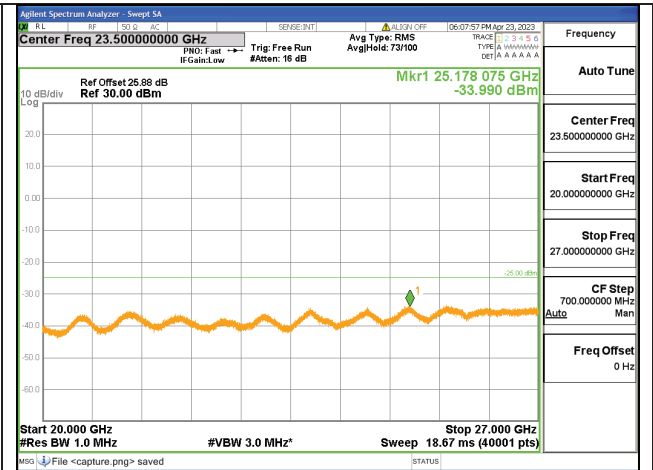
7C-30M-20G / 15+20MHz / QPSK / Mid CH / 75#0-100#0



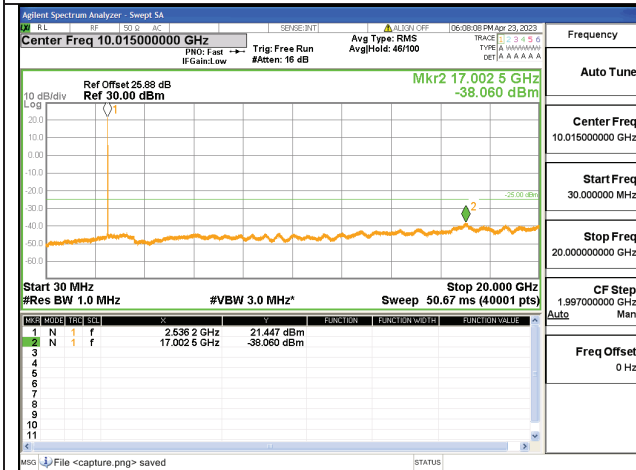
7C-20G-27G / 15+20MHz / QPSK / Mid CH / 75#0-100#0



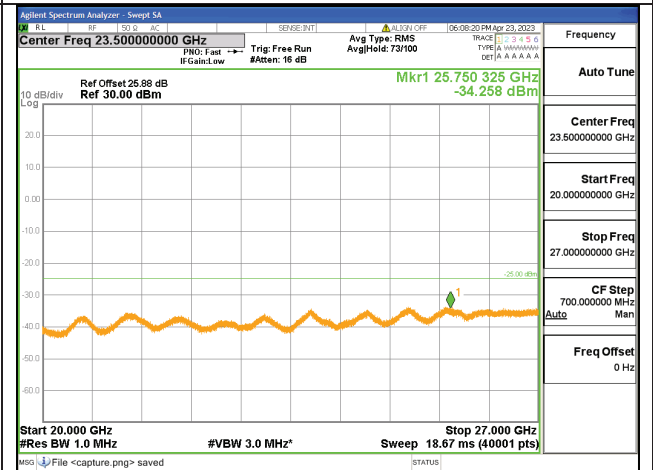
7C-30M-20G / 20+15MHz / QPSK / Mid CH / 1#0-1#74



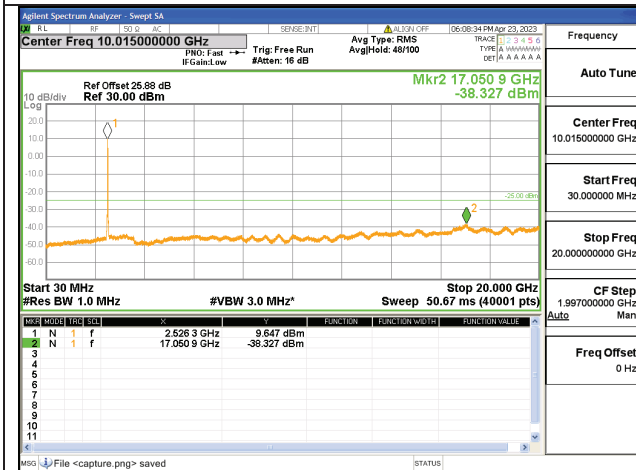
7C-20G-27G / 20+15MHz / QPSK / Mid CH / 1#0-1#74



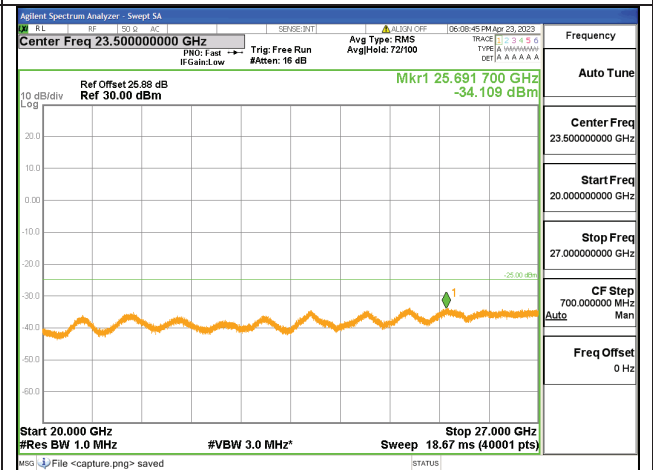
7C-30M-20G / 20+15MHz / QPSK / Mid CH / 1#99-1#0



7C-20G-27G / 20+15MHz / QPSK / Mid CH / 1#99-1#0



7C-30M-20G / 20+15MHz / QPSK / Mid CH / 100#0-75#0



7C-20G-27G / 20+15MHz / QPSK / Mid CH / 100#0-75#0