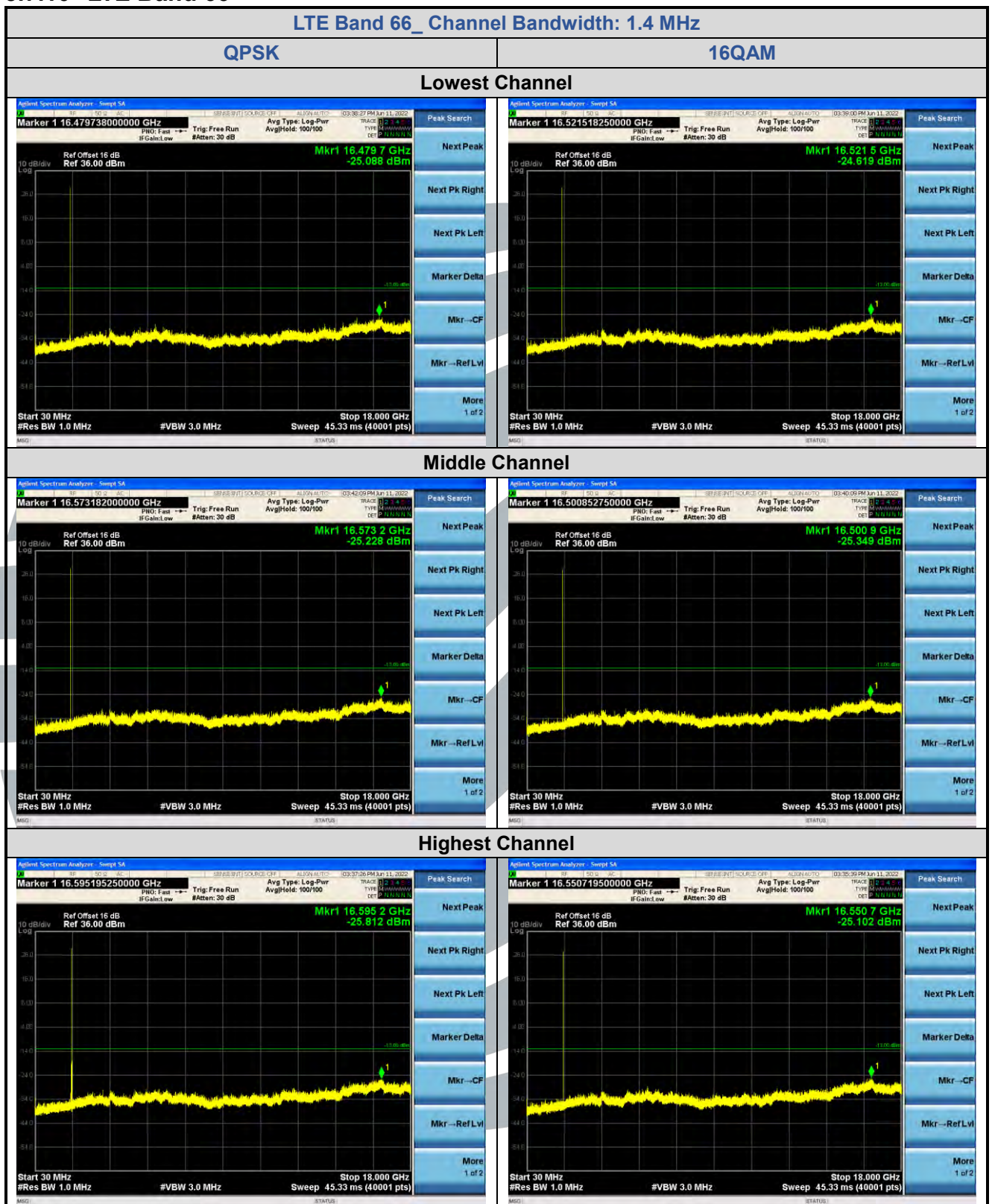
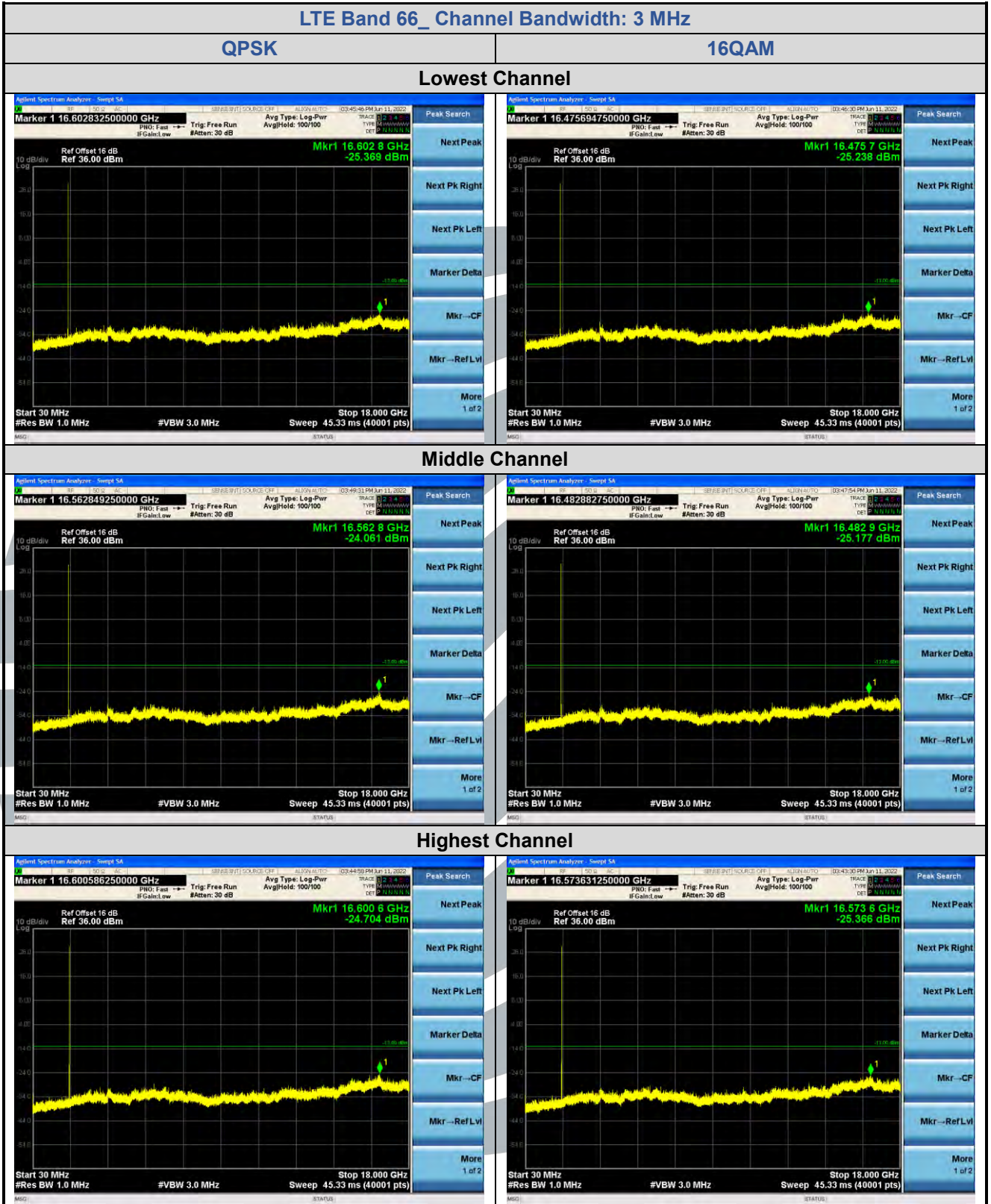


## 5.7.10 LTE Band 66





**Shenzhen UnionTrust Quality and Technology Co., Ltd.**

Address: Unit D/E of 9/F and 16/F, Block A, Building 6, Baoneng science and technology park, Longhua district, Shenzhen, China

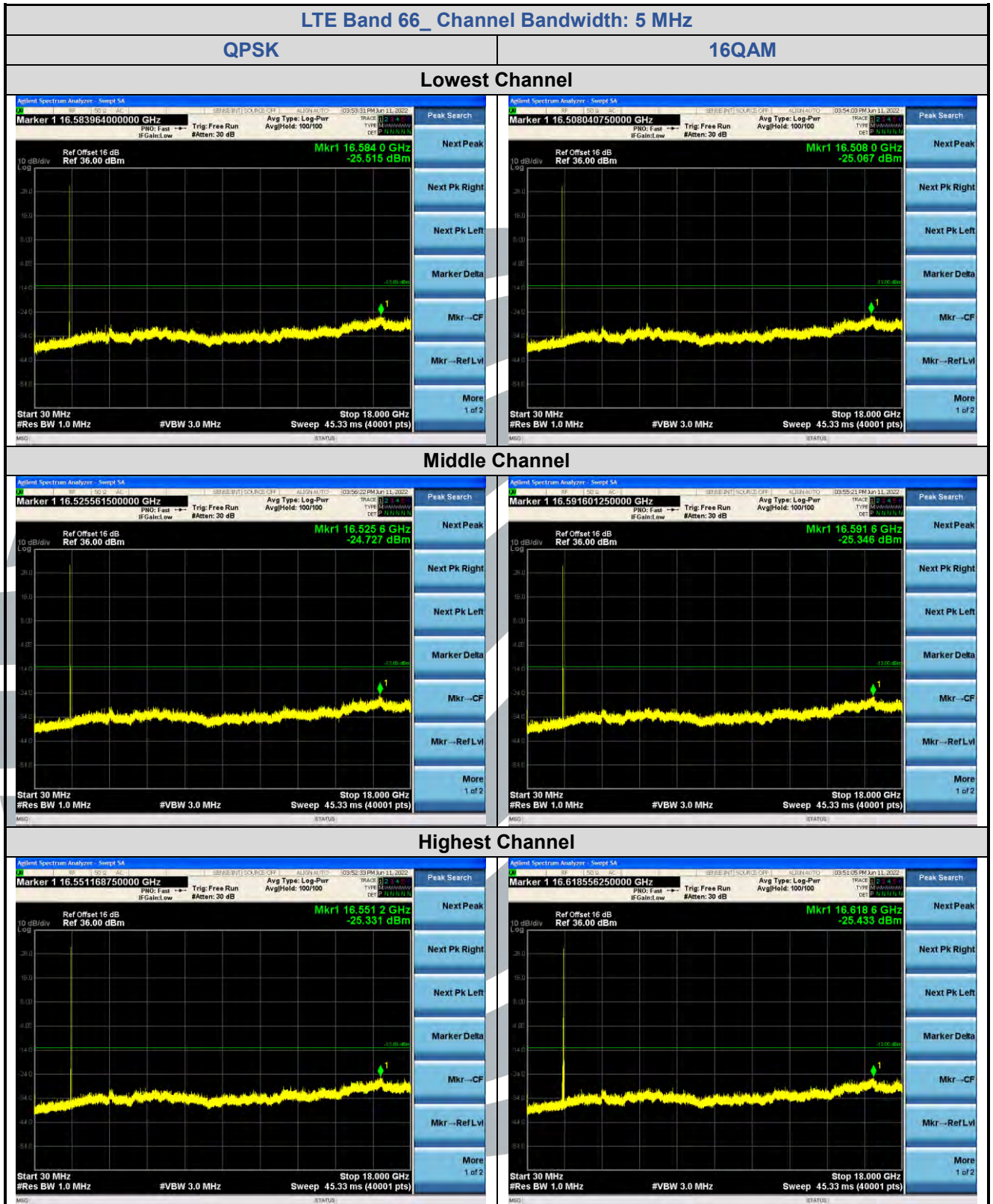
Tel: +86-755-28230888

Fax: +86-755-28230886

E-mail: info@uttlab.com

<http://www.uttlab.com>

UTTR-RF-FCC4G-V1.1



**Shenzhen UnionTrust Quality and Technology Co., Ltd.**

Address: Unit D/E of 9/F and 16/F, Block A, Building 6, Baoneng science and technology park, Longhua district, Shenzhen, China

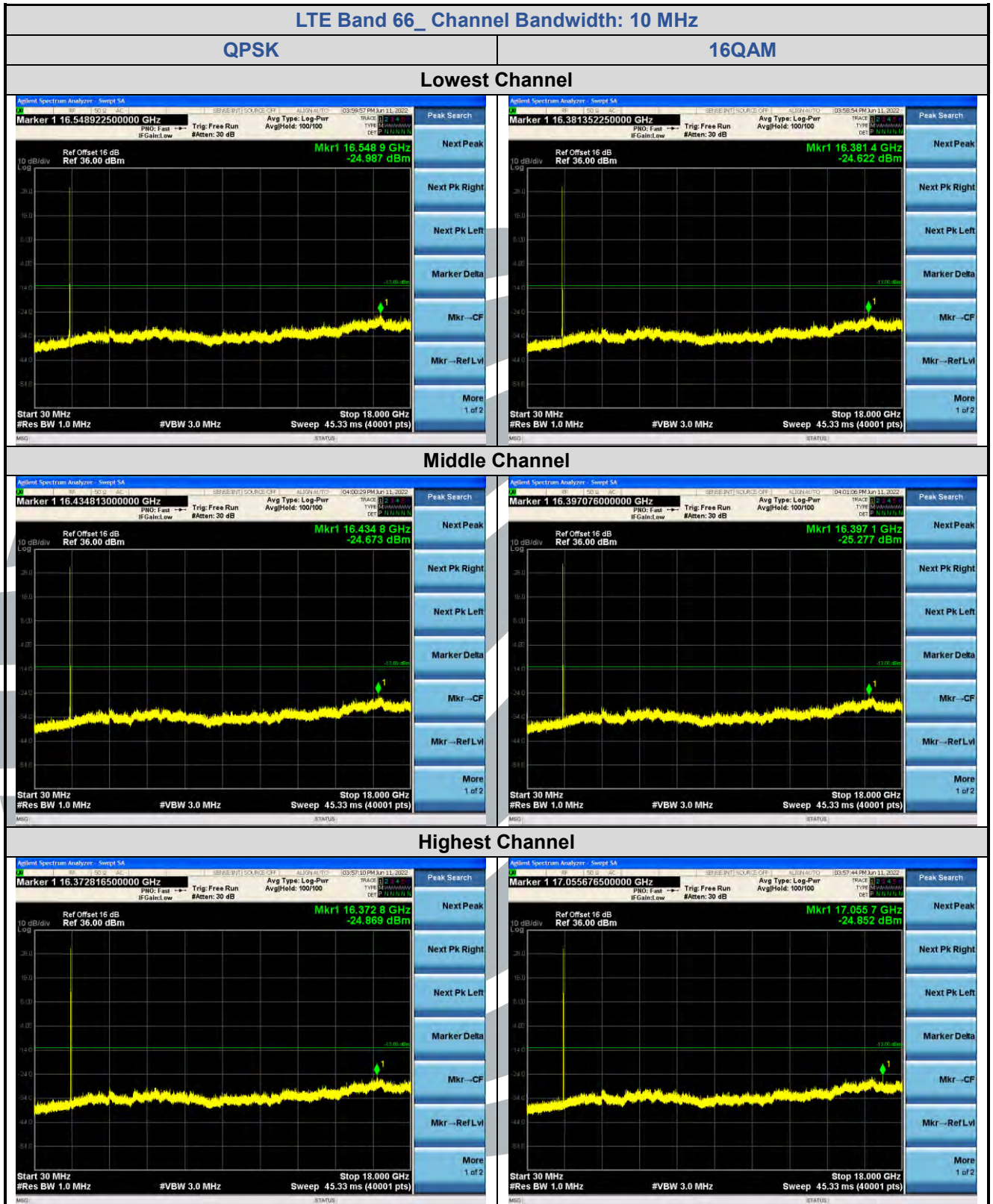
Tel: +86-755-28230888

Fax: +86-755-28230886

E-mail: info@uttlab.com

<http://www.uttlab.com>

UTTR-RF-FCC4G-V1.1



**Shenzhen UnionTrust Quality and Technology Co., Ltd.**

Address: Unit D/E of 9/F and 16/F, Block A, Building 6, Baoneng science and technology park, Longhua district, Shenzhen, China

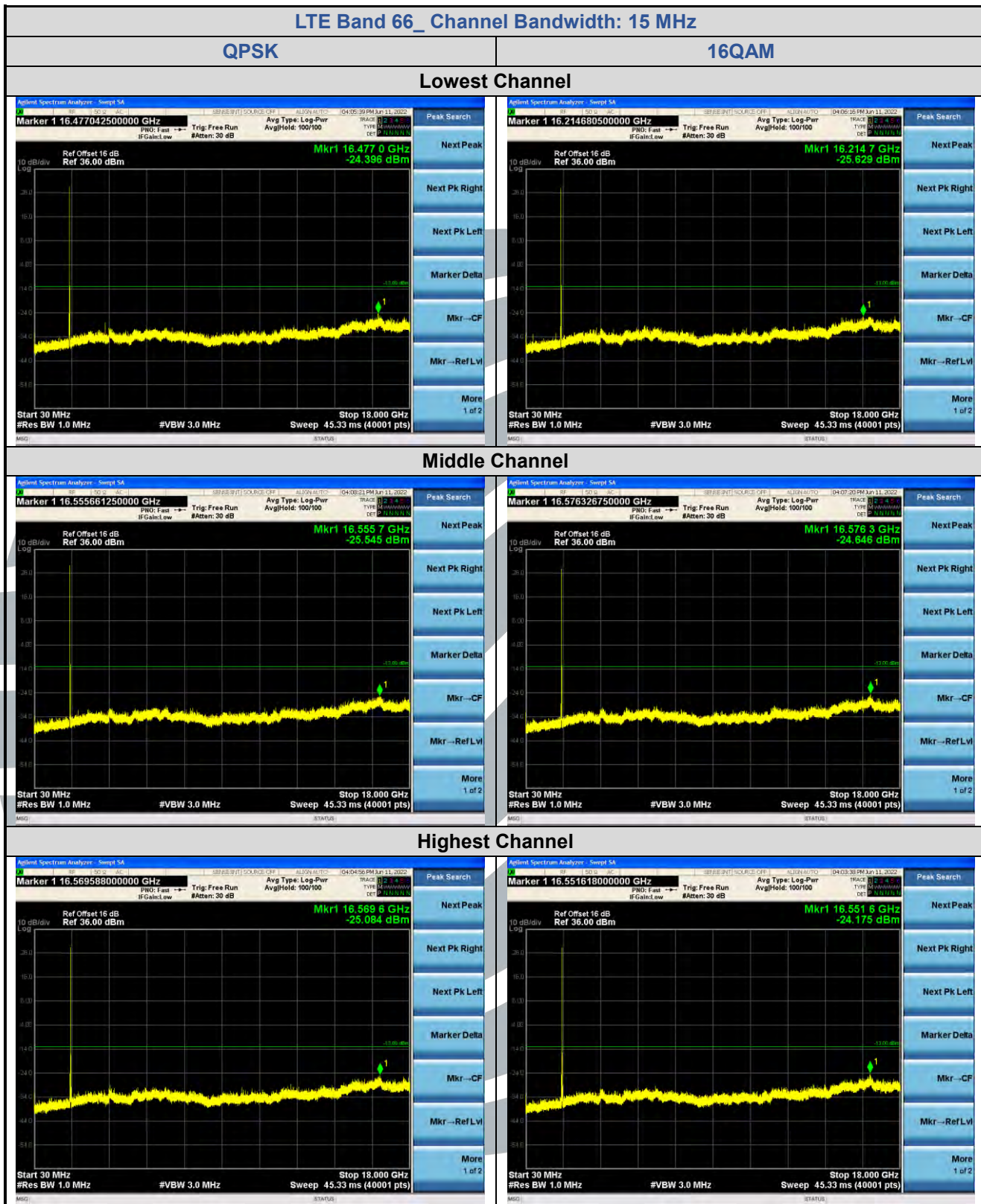
Tel: +86-755-28230888

Fax: +86-755-28230886

E-mail: info@uttlab.com

<http://www.uttlab.com>

UTTR-RF-FCC4G-V1.1



**Shenzhen UnionTrust Quality and Technology Co., Ltd.**

Address: Unit D/E of 9/F and 16/F, Block A, Building 6, Baoneng science and technology park, Longhua district, Shenzhen, China

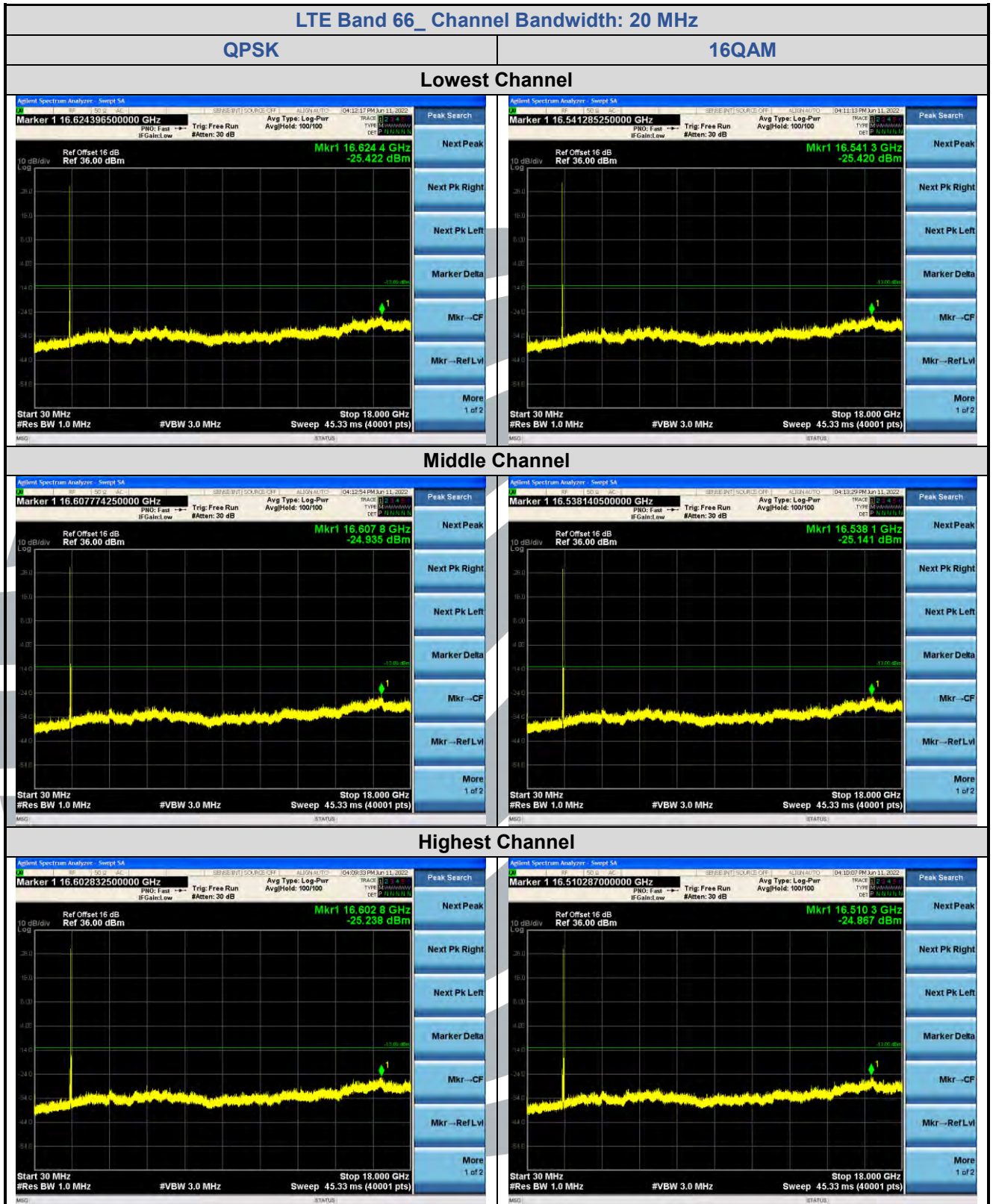
Tel: +86-755-28230888

Fax: +86-755-28230886

E-mail: info@uttlab.com

<http://www.uttlab.com>

UTTR-RF-FCC4G-V1.1



**Shenzhen UnionTrust Quality and Technology Co., Ltd.**

Address: Unit D/E of 9/F and 16/F, Block A, Building 6, Baoneng science and technology park, Longhua district, Shenzhen, China

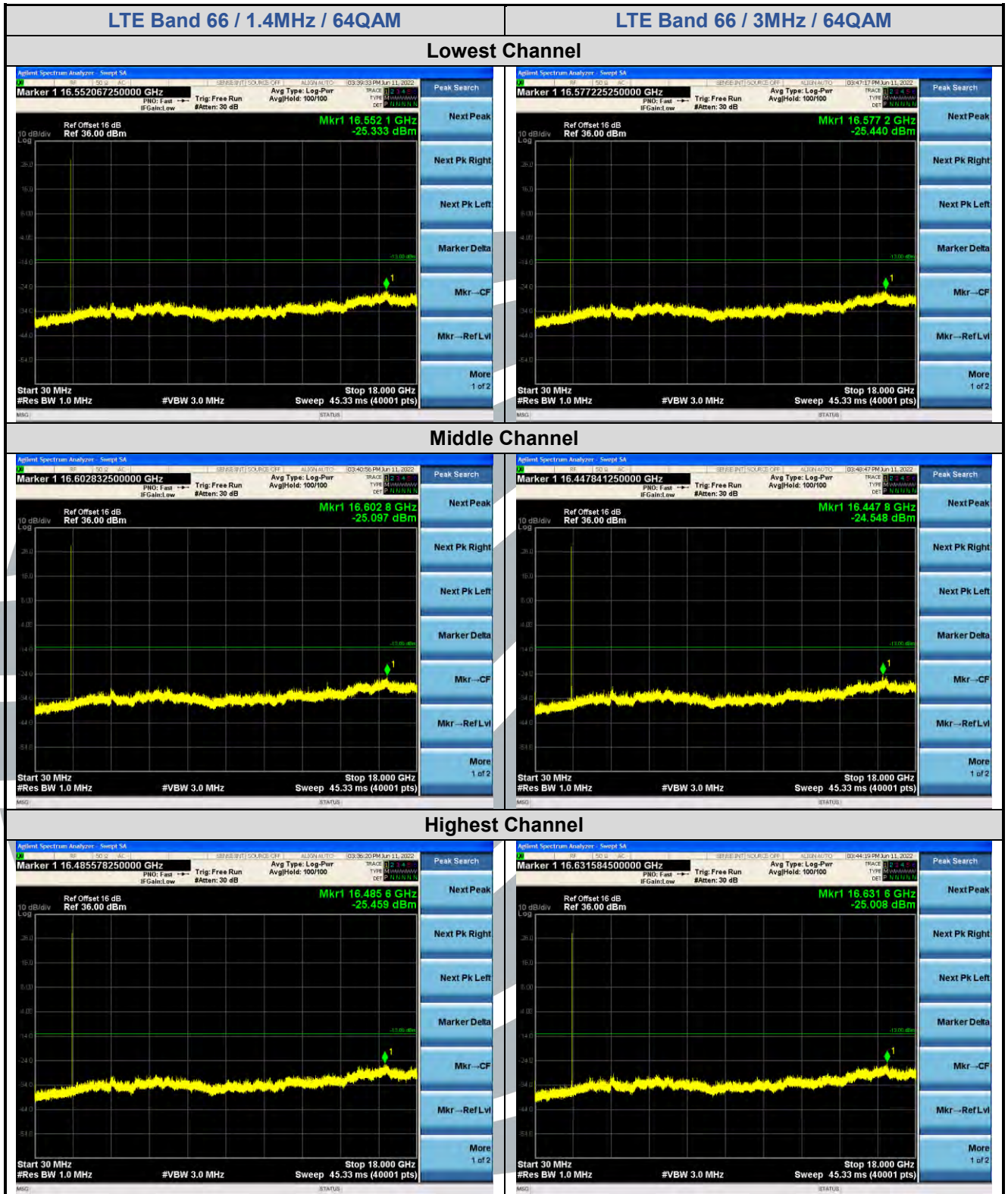
Tel: +86-755-28230888

Fax: +86-755-28230886

E-mail: info@uttlab.com

<http://www.uttlab.com>

UTTR-RF-FCC4G-V1.1



## Shenzhen UnionTrust Quality and Technology Co., Ltd.

Address: Unit D/E of 9/F and 16/F, Block A, Building 6, Baoneng science and technology park, Longhua district, Shenzhen, China

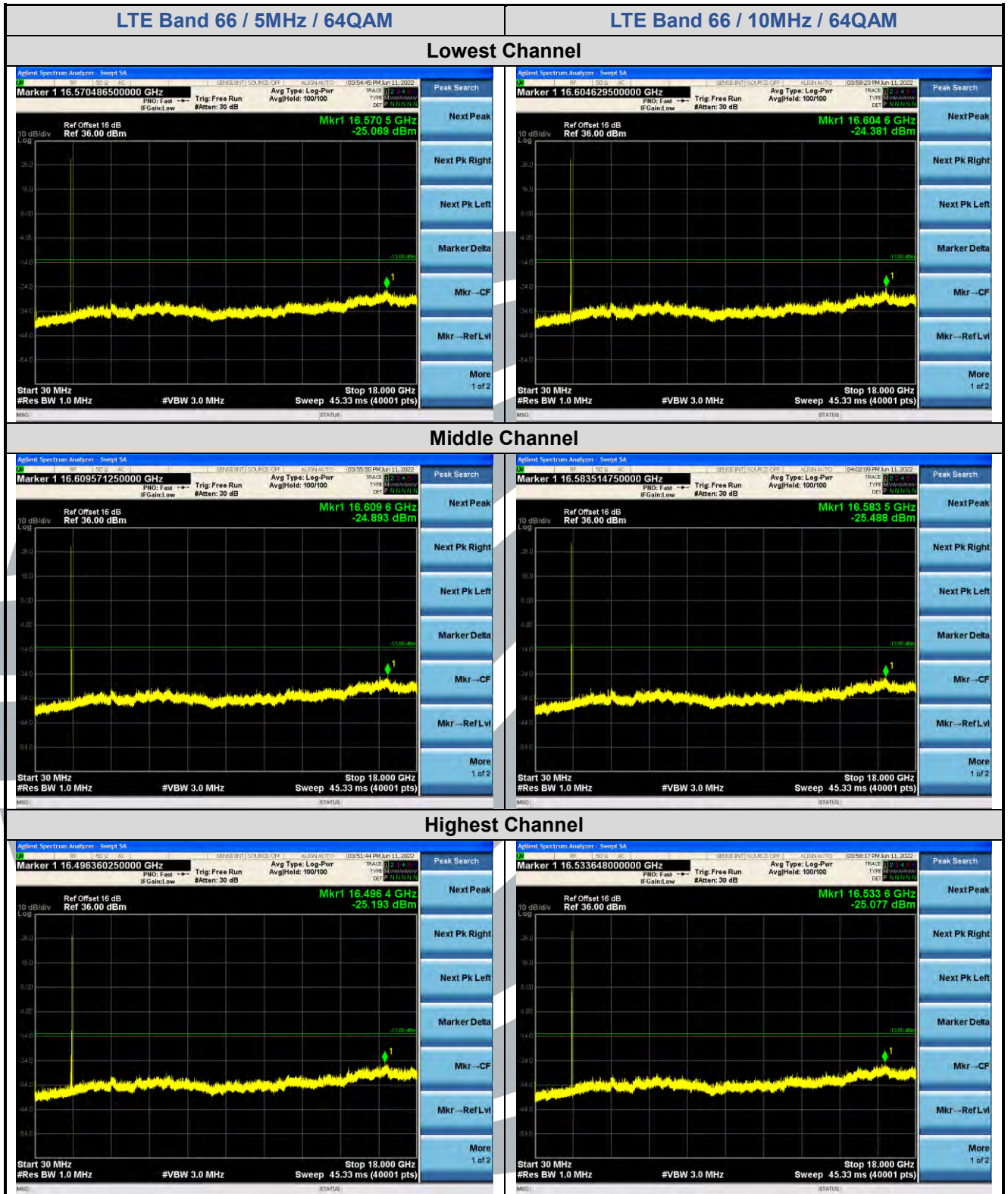
Tel: +86-755-28230888

Fax: +86-755-28230886

E-mail: info@uttlab.com

<http://www.uttlab.com>

UTTR-RF-FCC4G-V1.1



## Shenzhen UnionTrust Quality and Technology Co., Ltd.

Address: Unit D/E of 9/F and 16/F, Block A, Building 6, Baoneng science and technology park, Longhua district, Shenzhen, China

Tel: +86-755-28230888

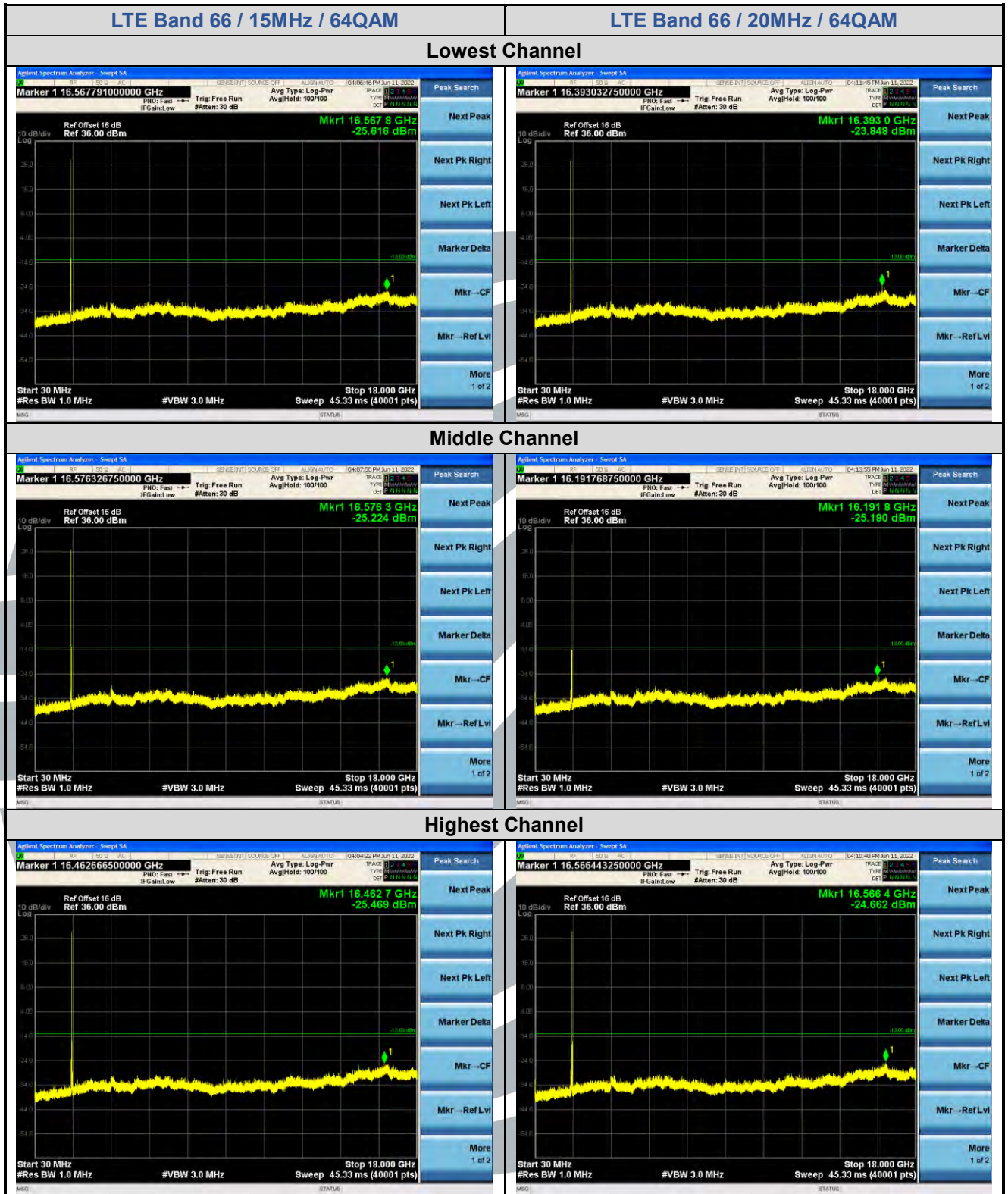
Fax: +86-755-28230886

E-mail: info@uttlab.com

<http://www.uttlab.com>

UTTR-RF-FCC4G-V1.1





## Shenzhen UnionTrust Quality and Technology Co., Ltd.

Address: Unit D/E of 9/F and 16/F, Block A, Building 6, Baoneng science and technology park, Longhua district, Shenzhen, China

Tel: +86-755-28230888

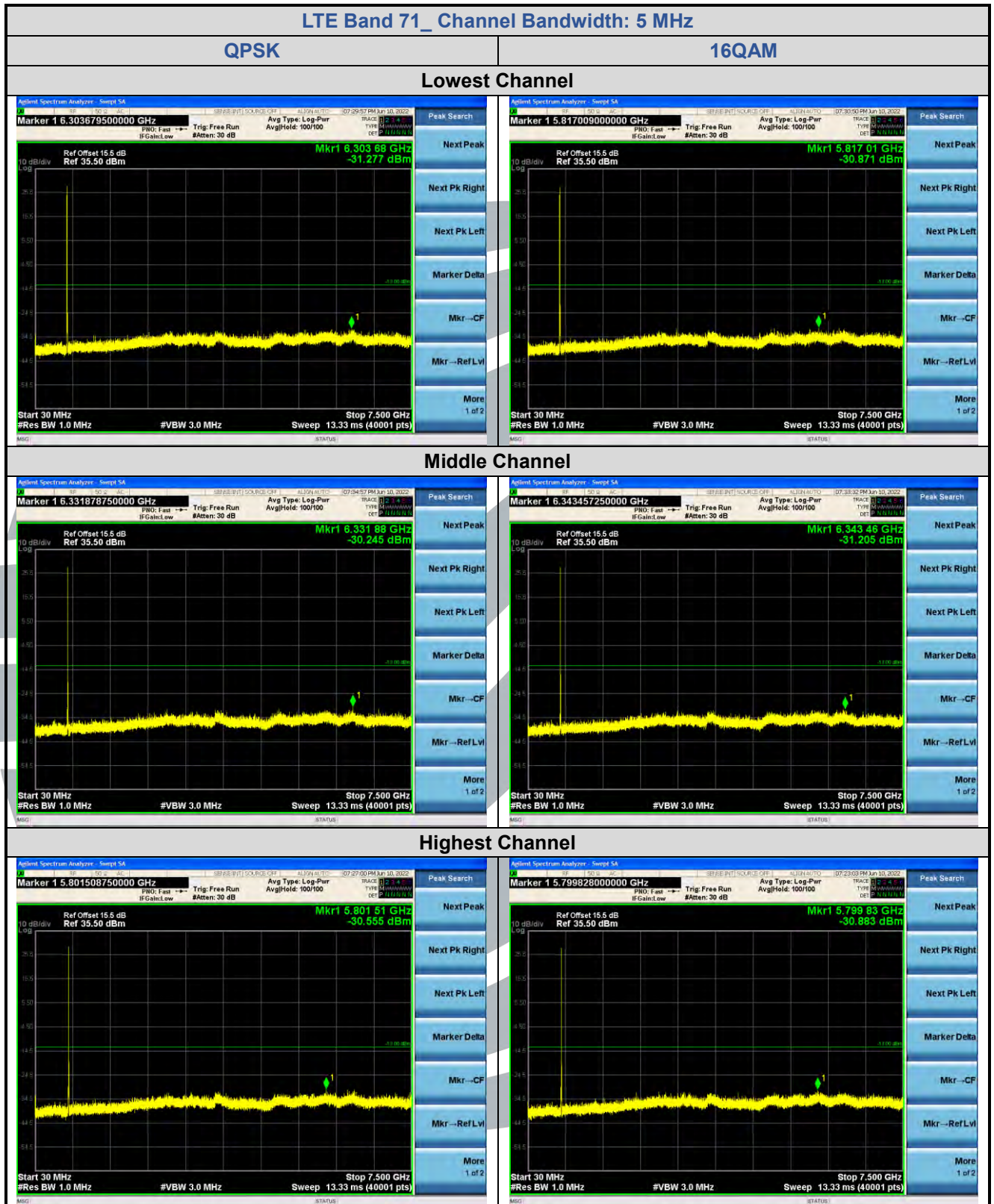
Fax: +86-755-28230886

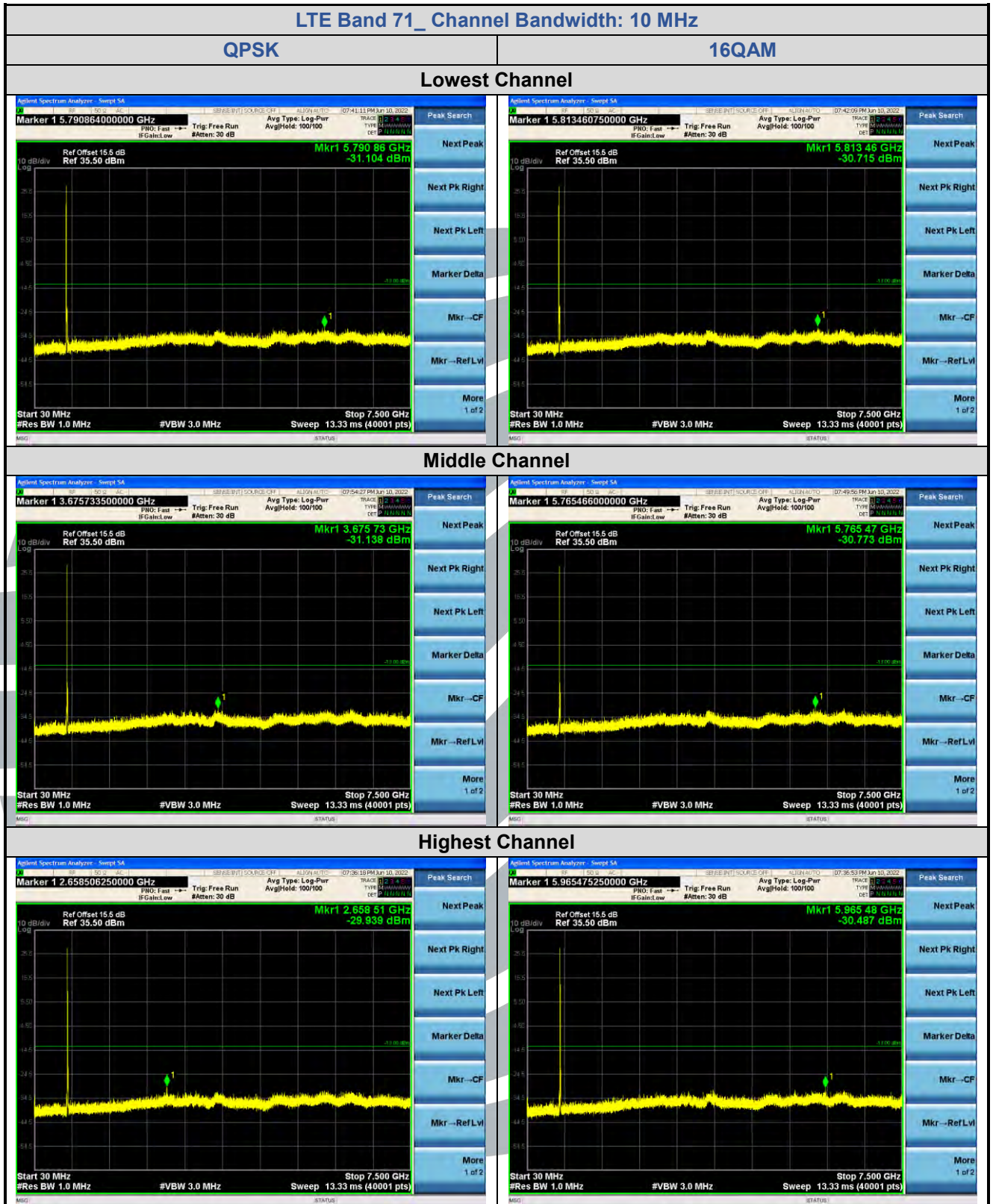
E-mail: info@uttlab.com

<http://www.uttlab.com>

UTTR-RF-FCC4G-V1.1

## 5.7.11 LTE Band 71





**Shenzhen UnionTrust Quality and Technology Co., Ltd.**

Address: Unit D/E of 9/F and 16/F, Block A, Building 6, Baoneng science and technology park, Longhua district, Shenzhen, China

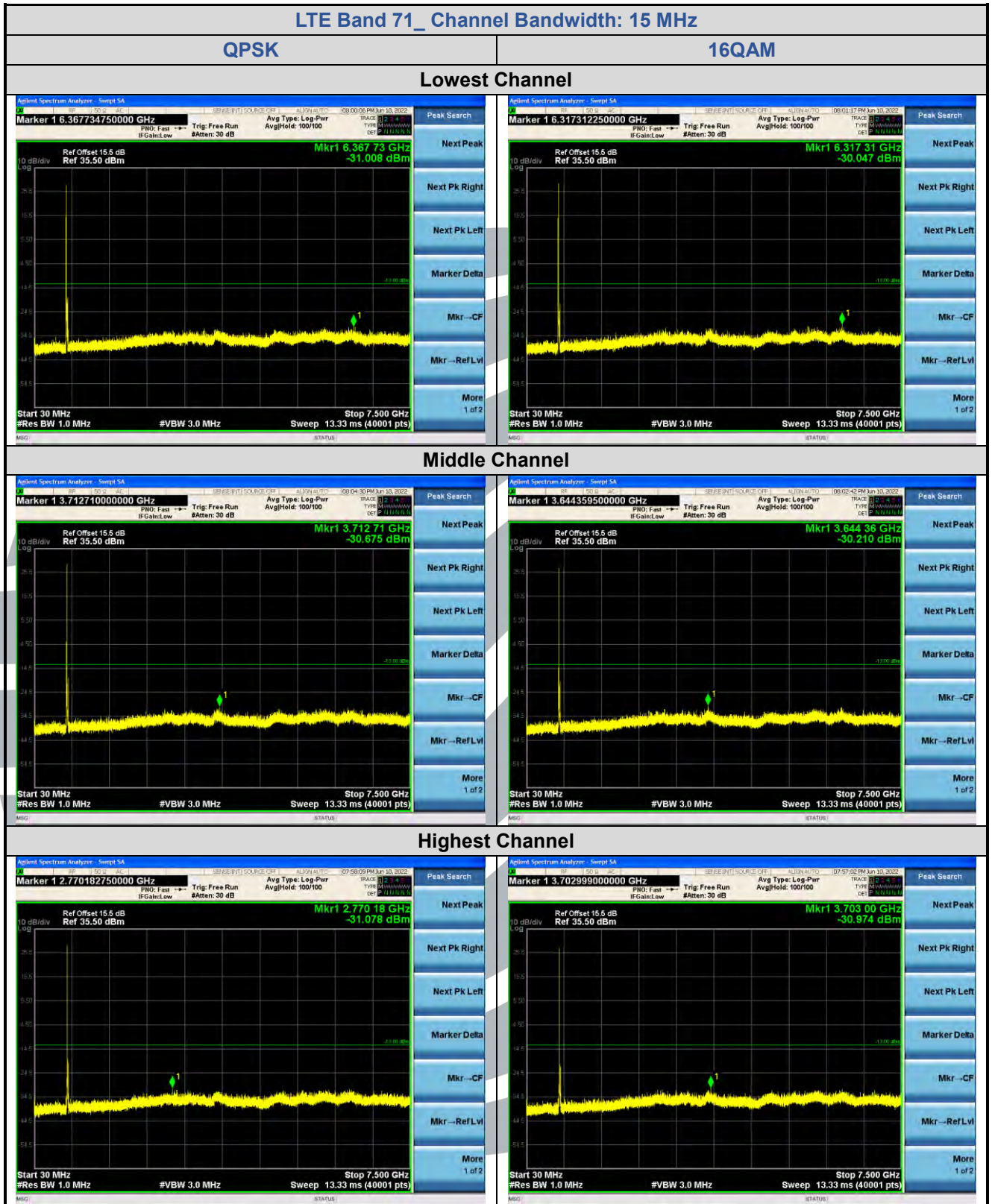
Tel: +86-755-28230888

Fax: +86-755-28230886

E-mail: info@uttlab.com

<http://www.uttlab.com>

UTTR-RF-FCC4G-V1.1



**Shenzhen UnionTrust Quality and Technology Co., Ltd.**

Address: Unit D/E of 9/F and 16/F, Block A, Building 6, Baoneng science and technology park, Longhua district, Shenzhen, China

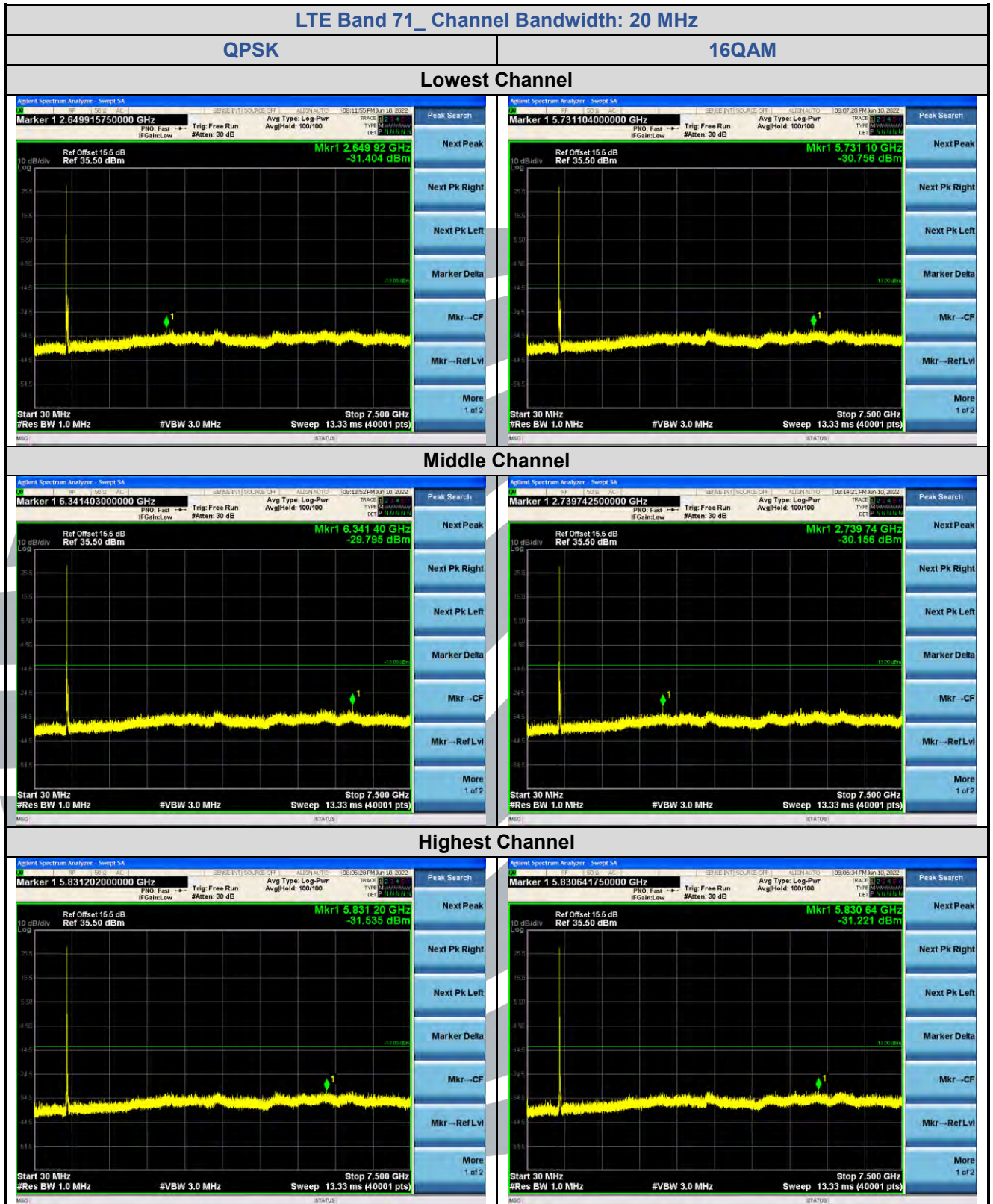
Tel: +86-755-28230888

Fax: +86-755-28230886

E-mail: info@uttlab.com

<http://www.uttlab.com>

UTTR-RF-FCC4G-V1.1



**Shenzhen UnionTrust Quality and Technology Co., Ltd.**

Address: Unit D/E of 9/F and 16/F, Block A, Building 6, Baoneng science and technology park, Longhua district, Shenzhen, China

Tel: +86-755-28230888

Fax: +86-755-28230886

E-mail: info@uttlab.com

<http://www.uttlab.com>

UTTR-RF-FCC4G-V1.1



## Shenzhen UnionTrust Quality and Technology Co., Ltd.

Address: Unit D/E of 9/F and 16/F, Block A, Building 6, Baoneng science and technology park, Longhua district, Shenzhen, China

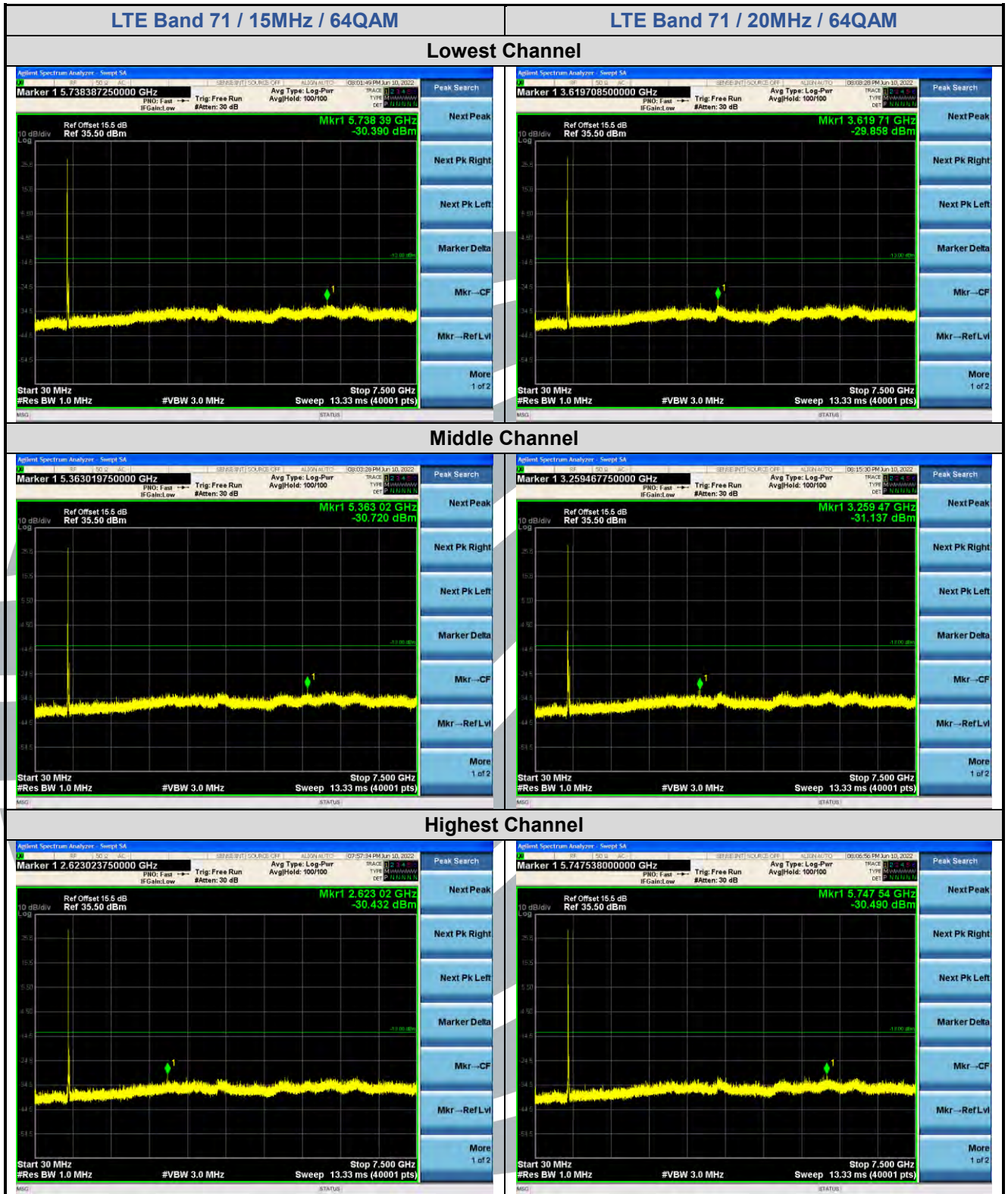
Tel: +86-755-28230888

Fax: +86-755-28230886

E-mail: info@uttlab.com

<http://www.uttlab.com>

UTTR-RF-FCC4G-V1.1



## Shenzhen UnionTrust Quality and Technology Co., Ltd.

Address: Unit D/E of 9/F and 16/F, Block A, Building 6, Baoneng science and technology park, Longhua district, Shenzhen, China

Tel: +86-755-28230888

Fax: +86-755-28230886

E-mail: info@uttlab.com

<http://www.uttlab.com>

UTTR-RF-FCC4G-V1.1

### 5.8 FIELD STRENGTH OF SPURIOUS RADIATION

**Test Requirement:** LTE Band 2 & LTE Band 25: FCC 47 CFR Part 24.238(a)  
 LTE Band 4 & LTE Band 66: FCC 47 CFR Part 27.53(h)  
 LTE Band 5 & LTE Band 26: FCC 47 CFR Part 22.917(a)  
 LTE Band 7 & Band 41: FCC 47 CFR Part 27.53(m)(4)  
 LTE Band 12 & Band 17 & Band 71: FCC 47 CFR Part 27.53(g)  
 LTE Band 13: FCC 47 CFR Part 27.53  
 LTE Band 26: FCC 47 CFR Part 90.691  
 LTE Band 30: FCC 47 CFR Part 27.53(a)(4)

**Test Method:** ANSI C63.26-2015 & KDB 971168 D01v03r01

**Receiver Setup:**

Frequency	Detector	RBW	VBW	Remark
0.009 MHz-30 MHz	Peak	10 kHz	30 KHz	Peak
30 MHz-1 GHz	Quasi-peak	100 kHz	300 KHz	Peak
Above 1 GHz	Peak	1 MHz	3 MHz	Peak

**Limits:**

**FCC 47 CFR Part 24.238(a), 27.53(h)(1), 22.917(a), 27.53(g), 27.53(c)(2), 90.691:**

The power of any emission outside of the authorized operating frequency ranges must be attenuated below the transmitting power (P) by a factor of at least  $43 + 10 \log(P)$  dB. The emission limit equal to -13 dBm.

**FCC 47 CFR Part 27.53(a)(4):** For mobile and portable stations operating in the 2305-2315 MHz and 2350-2360 MHz bands:

(i) By a factor of not less than:  $43 + 10 \log(P)$  dB on all frequencies between 2305 and 2320 MHz and on all frequencies between 2345 and 2360 MHz that are outside the licensed band(s) of operation, not less than  $55 + 10 \log(P)$  dB on all frequencies between 2320 and 2324 MHz and on all frequencies between 2341 and 2345 MHz, not less than  $61 + 10 \log(P)$  dB on all frequencies between 2324 and 2328 MHz and on all frequencies between 2337 and 2341 MHz, and not less than  $67 + 10 \log(P)$  dB on all frequencies between 2328 and 2337 MHz;

(ii) By a factor of not less than  $43 + 10 \log(P)$  dB on all frequencies between 2300 and 2305 MHz,  $55 + 10 \log(P)$  dB on all frequencies between 2296 and 2300 MHz,  $61 + 10 \log(P)$  dB on all frequencies between 2292 and 2296 MHz,  $67 + 10 \log(P)$  dB on all frequencies between 2288 and 2292 MHz, and  $70 + 10 \log(P)$  dB below 2288 MHz;

(iii) By a factor of not less than  $43 + 10 \log(P)$  dB on all frequencies between 2360 and 2365 MHz, and not less than  $70 + 10 \log(P)$  dB above 2365 MHz.

**FCC 47 CFR Part 27.53(m)(4):**

The power of any emission outside of the authorized operating frequency ranges must be attenuated below the transmitting power (P) by a factor of at least  $55 + 10 \log(P)$  dB. The emission limit equal to -25 dBm.

**FCC 47 CFR Part 27.53:**

(c) The power of any emission outside of the authorized operating frequency ranges must be attenuated below the transmitting power (P) by a factor of at least  $43 + 10 \log(P)$  dB.

(f) Emissions in the band 1559-1610 MHz shall be limited to -70 dBW/MHz equivalent isotropically radiated power (EIRP) for wideband signals. (-70 dBW/MHz = -40dBm/MHz).

**Test Setup:** Refer to section 4.2.1 for details.

**Test Procedures:** KDB 971168 D01v03r01 Section 7

**Equipment Used:** Refer to section 3 for details.

**Test Result:** Pass

**The measurement data as follows:**



**5.8.1 LTE Band 2**

LTE Band 2_20 MHz_QPSK							
No.	Frequency (MHz)	SA Reading (dBm)	Correction factor (dB/m)	EIRP Result (dBm)	Limit (dBm)	Margin (dB)	Ant. Pol.
<b>Lowest Channel</b>							
1	31.513	-79.2	4.9	-74.2	-13.0	-61.2	Horizontal
2	602.929	-80.4	8.9	-71.5	-13.0	-58.5	Horizontal
3	875.013	-81.2	13.5	-67.8	-13.0	-54.8	Horizontal
4	3720	-63.6	7.7	-55.9	-13.0	-42.9	Horizontal
5	5580	-65.3	11.7	-53.6	-13.0	-40.6	Horizontal
6	642.292	-80.8	9.9	-71.0	-13.0	-58.0	Vertical
7	754.963	-81.5	11.3	-70.2	-13.0	-57.2	Vertical
8	912.695	-81.1	14.0	-67.2	-13.0	-54.2	Vertical
9	3720	-61.8	7.7	-54.2	-13.0	-41.2	Vertical
10	5580	-65.7	11.7	-54.0	-13.0	-41.0	Vertical
<b>Middle Channel</b>							
1	33.335	-80.4	4.7	-75.7	-13.0	-62.7	Horizontal
2	728.897	-81.5	11.5	-70.0	-13.0	-57.0	Horizontal
3	881.184	-82.1	13.6	-68.5	-13.0	-55.5	Horizontal
4	3760	-63.4	7.8	-55.6	-13.0	-42.6	Horizontal
5	5640	-65.8	11.6	-54.2	-13.0	-41.2	Horizontal
6	32.184	-78.5	4.8	-73.7	-13.0	-60.7	Vertical
7	689.051	-81.5	10.8	-70.7	-13.0	-57.7	Vertical
8	965.474	-82.7	14.3	-68.3	-13.0	-55.3	Vertical
9	3760	-62.8	7.8	-55.0	-13.0	-42.0	Vertical
10	5640	-65.3	11.6	-53.7	-13.0	-40.7	Vertical
<b>Highest Channel</b>							
1	642.292	-81.1	9.9	-71.2	-13.0	-58.2	Horizontal
2	734.037	-81.7	11.4	-70.3	-13.0	-57.3	Horizontal
3	887.398	-82.4	13.7	-68.7	-13.0	-55.7	Horizontal
4	3800	-63.3	7.9	-55.4	-13.0	-42.4	Horizontal
5	5700	-65.3	11.4	-53.9	-13.0	-40.9	Horizontal
6	360.977	-80.5	4.5	-76.0	-13.0	-63.0	Vertical
7	689.051	-81.5	10.8	-70.7	-13.0	-57.7	Vertical
8	844.803	-81.5	12.7	-68.8	-13.0	-55.8	Vertical
9	3800	-63.1	7.9	-55.1	-13.0	-42.1	Vertical
10	5700	-65.5	11.4	-54.0	-13.0	-41.0	Vertical

**5.8.2 LTE Band 4**

LTE Band 4_20 MHz_QPSK							
No.	Frequency (MHz)	SA Reading (dBm)	Correction factor (dB/m)	EIRP Result (dBm)	Limit (dBm)	Margin (dB)	Ant. Pol.
<b>Lowest Channel</b>							
1	418.378	-80.3	5.2	-75.1	-13.0	-62.1	Horizontal
2	718.725	-81.1	11.3	-69.8	-13.0	-56.8	Horizontal
3	856.76	-81.7	13.1	-68.5	-13.0	-55.5	Horizontal
4	3440	-58.4	6.5	-51.8	-13.0	-38.8	Horizontal
5	5160	-64.8	10.1	-54.7	-13.0	-41.7	Horizontal
6	744.427	-81.7	11.5	-70.2	-13.0	-57.2	Vertical
7	893.656	-82.5	13.9	-68.6	-13.0	-55.6	Vertical
8	945.334	-82.4	14.2	-68.2	-13.0	-55.2	Vertical
9	3440	-56.9	6.5	-50.4	-13.0	-37.4	Vertical
10	5160	-64.4	10.1	-54.3	-13.0	-41.3	Vertical
<b>Middle Channel</b>							
1	43.845	-75.1	-0.8	-75.9	-13.0	-62.9	Horizontal
2	718.725	-81.7	11.3	-70.3	-13.0	-57.3	Horizontal
3	919.132	-82.3	14.0	-68.3	-13.0	-55.3	Horizontal
4	3465	-58.9	6.6	-52.3	-13.0	-39.3	Horizontal
5	5197.5	-65.4	10.3	-55.2	-13.0	-42.2	Horizontal
6	30.425	-80.4	5.1	-75.3	-13.0	-62.3	Vertical
7	594.514	-80.4	8.6	-71.8	-13.0	-58.8	Vertical
8	862.802	-81.6	13.1	-68.5	-13.0	-55.5	Vertical
9	3465	-59.0	6.6	-52.4	-13.0	-39.4	Vertical
10	5197.5	-66.2	10.3	-56.0	-13.0	-43.0	Vertical
<b>Highest Channel</b>							
1	637.795	-81.4	9.7	-71.7	-13.0	-58.7	Horizontal
2	838.887	-82.0	12.8	-69.2	-13.0	-56.2	Horizontal
3	965.474	-82.5	14.3	-68.1	-13.0	-55.1	Horizontal
4	3490	-58.5	6.7	-51.8	-13.0	-38.8	Horizontal
5	5235	-65.7	10.4	-55.3	-13.0	-42.3	Horizontal
6	531.291	-79.6	7.4	-72.3	-13.0	-59.3	Vertical
7	679.435	-81.2	10.4	-70.8	-13.0	-57.8	Vertical
8	815.635	-81.8	12.2	-69.7	-13.0	-56.7	Vertical
9	3490	-57.1	6.7	-50.4	-13.0	-37.4	Vertical
10	5235	-66.5	10.4	-56.0	-13.0	-43.0	Vertical

**5.8.3 LTE Band 5**

LTE Band 5_ 10 MHz_ QPSK							
No.	Frequency (MHz)	SA Reading (dBm)	Correction factor (dB/m)	EIRP Result (dBm)	Limit (dBm)	Margin (dB)	Ant. Pol.
<b>Lowest Channel</b>							
1	660.602	-87.3	39.6	-47.7	-13.0	-34.7	Horizontal
2	744.427	-87.6	40.8	-46.8	-13.0	-33.8	Horizontal
3	912.695	-86.7	42.8	-43.9	-13.0	-30.9	Horizontal
4	1658	-56.9	0.3	-56.6	-13.0	-43.6	Horizontal
5	2487	-58.3	3.6	-54.7	-13.0	-41.7	Horizontal
6	527.571	-88.8	36.5	-52.3	-13.0	-39.3	Vertical
7	590.351	-87.8	38.0	-49.8	-13.0	-36.8	Vertical
8	945.334	-87.3	43.0	-44.3	-13.0	-31.3	Vertical
9	1658	-58.4	0.3	-58.1	-13.0	-45.1	Vertical
10	2487	-55.0	3.6	-51.4	-13.0	-38.4	Vertical
<b>Middle Channel</b>							
1	718.725	-88.6	40.7	-47.9	-13.0	-34.9	Horizontal
2	787.475	-87.1	41.0	-46.2	-13.0	-33.2	Horizontal
3	938.714	-86.9	42.9	-43.9	-13.0	-30.9	Horizontal
4	1673	-60.3	0.4	-60.0	-13.0	-47.0	Horizontal
5	2509.5	-61.9	3.7	-58.2	-13.0	-45.2	Horizontal
6	642.292	-89.5	39.3	-50.2	-13.0	-37.2	Vertical
7	708.694	-88.6	40.4	-48.2	-13.0	-35.2	Vertical
8	945.334	-86.7	43.0	-43.8	-13.0	-30.8	Vertical
9	1673	-60.3	0.4	-59.9	-13.0	-46.9	Vertical
10	2509.5	-62.2	3.7	-58.5	-13.0	-45.5	Vertical
<b>Highest Channel</b>							
1	674.677	-88.9	39.7	-49.2	-13.0	-36.2	Horizontal
2	798.62	-88.2	41.2	-47.0	-13.0	-34.0	Horizontal
3	938.714	-88.1	42.9	-45.1	-13.0	-32.1	Horizontal
4	1688	-60.0	0.5	-59.5	-13.0	-46.5	Horizontal
5	2532	-62.2	3.8	-58.4	-13.0	-45.4	Horizontal
6	674.677	-88.4	39.7	-48.7	-13.0	-35.7	Vertical
7	734.037	-88.6	40.7	-47.9	-13.0	-34.9	Vertical
8	992.997	-88.1	43.4	-44.7	-13.0	-31.7	Vertical
9	1688	-60.9	0.5	-60.4	-13.0	-47.4	Vertical
10	2532	-62.0	3.8	-58.2	-13.0	-45.2	Vertical

**5.8.4 LTE Band 12**

LTE Band 12_ 10 MHz_ QPSK							
No.	Frequency (MHz)	SA Reading (dBm)	Correction factor (dB/m)	EIRP Result (dBm)	Limit (dBm)	Margin (dB)	Ant. Pol.
<b>Lowest Channel</b>							
1	512.948	-88.4	36.5	-51.9	-13.0	-38.9	Horizontal
2	628.894	-89.1	38.8	-50.3	-13.0	-37.3	Horizontal
3	972.283	-87.5	43.1	-44.4	-13.0	-31.4	Horizontal
4	1408	-57.5	-0.9	-58.4	-13.0	-45.4	Horizontal
5	2112	-60.9	2.4	-58.4	-13.0	-45.4	Horizontal
6	398.296	-89.7	33.7	-56.0	-13.0	-43.0	Vertical
7	542.61	-89.5	37.1	-52.4	-13.0	-39.4	Vertical
8	833.013	-87.8	41.6	-46.1	-13.0	-33.1	Vertical
9	1408	-59.3	-0.9	-60.2	-13.0	-47.2	Vertical
10	2112	-53.9	2.4	-51.5	-13.0	-38.5	Vertical
<b>Middle Channel</b>							
1	353.447	-90.5	33.0	-57.5	-13.0	-44.5	Horizontal
2	509.356	-89.1	36.5	-52.7	-13.0	-39.7	Horizontal
3	952	-87.4	43.0	-44.5	-13.0	-31.5	Horizontal
4	1415	-56.5	-0.9	-57.3	-13.0	-44.3	Horizontal
5	2122.5	-59.9	2.5	-57.4	-13.0	-44.4	Horizontal
6	433.34	-90.3	34.1	-56.2	-13.0	-43.2	Vertical
7	505.789	-89.9	36.4	-53.5	-13.0	-40.5	Vertical
8	906.304	-88.1	42.8	-45.3	-13.0	-32.3	Vertical
9	1415	-59.8	-0.9	-60.6	-13.0	-47.6	Vertical
10	2122.5	-51.4	2.5	-48.9	-13.0	-35.9	Vertical
<b>Highest Channel</b>							
1	35.762	-86.2	33.3	-52.9	-13.0	-39.9	Horizontal
2	512.948	-88.4	36.5	-51.9	-13.0	-38.9	Horizontal
3	912.695	-87.6	42.8	-44.8	-13.0	-31.8	Horizontal
4	1422	-60.4	-0.8	-61.2	-13.0	-48.2	Horizontal
5	2133	-64.8	2.5	-62.3	-13.0	-49.3	Horizontal
6	35.511	-90.1	33.5	-56.6	-13.0	-43.6	Vertical
7	550.29	-88.6	37.1	-51.5	-13.0	-38.5	Vertical
8	793.028	-87.6	41.0	-46.6	-13.0	-33.6	Vertical
9	1422	-63.4	-0.8	-64.2	-13.0	-51.2	Vertical
10	2133	-59.0	2.5	-56.6	-13.0	-43.6	Vertical

**5.8.5 LTE Band 13**

LTE Band 13_ 5 MHz_ QPSK							
No.	Frequency	SA Reading	Correction factor	EIRP Result	Limit	Margin	Ant. Pol.
	(MHz)	(dBm)	(dB/m)	(dBm)	(dBm)	(dB)	
<b>Lowest Channel</b>							
1	39.182	-86.7	30.8	-56.0	-13.0	-43.0	Horizontal
2	615.774	-88.4	38.6	-49.8	-13.0	-36.8	Horizontal
3	698.804	-88.4	40.4	-48.1	-13.0	-35.1	Horizontal
4	1559	-60.4	-0.3	-60.7	-13.0	-47.7	Horizontal
5	2338.5	-63.7	3.1	-60.6	-13.0	-47.6	Horizontal
6	531.291	-87.9	36.7	-51.2	-13.0	-38.2	Vertical
7	723.793	-88.9	40.7	-48.2	-13.0	-35.2	Vertical
8	906.304	-87.9	42.8	-45.1	-13.0	-32.1	Vertical
9	1559	-60.0	-0.3	-60.3	-13.0	-47.3	Vertical
10	2338.5	-62.2	3.1	-59.1	-13.0	-46.1	Vertical
<b>Highest Channel</b>							
1	35.762	-87.3	33.3	-54.1	-13.0	-41.1	Horizontal
2	744.427	-86.4	40.8	-45.7	-13.0	-32.7	Horizontal
3	919.132	-87.6	42.9	-44.8	-13.0	-31.8	Horizontal
4	1569	-60.9	-0.3	-61.2	-13.0	-48.2	Horizontal
5	2353.5	-62.1	3.2	-58.9	-13.0	-45.9	Horizontal
6	35.511	-90.3	33.5	-56.8	-13.0	-43.8	Vertical
7	665.261	-88.9	39.8	-49.1	-13.0	-36.1	Vertical
8	965.474	-87.2	43.1	-44.1	-13.0	-31.1	Vertical
9	1569	-60.7	-0.3	-61.0	-13.0	-48.0	Vertical
10	2353.5	-62.0	3.2	-58.9	-13.0	-45.9	Vertical

LTE Band 13_ 10 MHz_ QPSK							
No.	Frequency	SA Reading	Correction factor	EIRP Result	Limit	Margin	Ant. Pol.
	(MHz)	(dBm)	(dB/m)	(dBm)	(dBm)	(dB)	
<b>Middle Channel</b>							
1	546.437	-89.7	37.1	-52.6	-13.0	-39.6	Horizontal
2	665.261	-89.1	39.8	-49.3	-13.0	-36.3	Horizontal
3	938.714	-88.3	42.9	-45.3	-13.0	-32.3	Horizontal
4	1564	-61.0	-0.3	-61.3	-13.0	-48.3	Horizontal
5	2346	-63.9	3.1	-60.8	-13.0	-47.8	Horizontal
6	495.238	-88.8	35.9	-52.8	-13.0	-39.8	Vertical
7	665.261	-89.5	39.8	-49.7	-13.0	-36.7	Vertical
8	906.304	-86.9	42.8	-44.1	-13.0	-31.1	Vertical
9	1564	-60.5	-0.3	-60.8	-13.0	-47.8	Vertical
10	2346	-64.3	3.1	-61.2	-13.0	-48.2	Vertical

**Shenzhen UnionTrust Quality and Technology Co., Ltd.**

Address: Unit D/E of 9/F and 16/F, Block A, Building 6, Baoneng science and technology park, Longhua district, Shenzhen, China

Tel: +86-755-28230888

Fax: +86-755-28230886

E-mail: info@uttlab.com

<http://www.uttlab.com>

UTTR-RF-FCC4G-V1.1

**5.8.6 LTE Band 25**

LTE Band 25_ 20 MHz_ QPSK							
No.	Frequency (MHz)	SA Reading (dBm)	Correction factor (dB/m)	EIRP Result (dBm)	Limit (dBm)	Margin (dB)	Ant. Pol.
<b>Lowest Channel</b>							
1	47.703	-71.5	-3.5	-74.9	-13.0	-61.9	Horizontal
2	698.804	-81.1	11.0	-70.1	-13.0	-57.1	Horizontal
3	821.387	-81.5	12.3	-69.2	-13.0	-56.2	Horizontal
4	3720	-64.0	7.7	-56.3	-13.0	-43.3	Horizontal
5	5580	-65.4	11.7	-53.7	-13.0	-40.7	Horizontal
6	36.268	-79.5	3.9	-75.6	-13.0	-62.6	Vertical
7	655.977	-80.4	10.1	-70.3	-13.0	-57.3	Vertical
8	881.184	-82.6	13.6	-69.0	-13.0	-56.0	Vertical
9	3720	-63.8	7.7	-56.1	-13.0	-43.1	Vertical
10	5580	-66.8	11.7	-55.1	-13.0	-42.1	Vertical
<b>Middle Channel</b>							
1	624.49	-80.4	9.3	-71.1	-13.0	-58.1	Horizontal
2	718.725	-81.1	11.3	-69.7	-13.0	-56.7	Horizontal
3	925.613	-81.5	14.1	-67.4	-13.0	-54.4	Horizontal
4	3760	-62.9	7.8	-55.2	-13.0	-42.2	Horizontal
5	5640	-65.6	11.6	-54.0	-13.0	-41.0	Horizontal
6	693.91	-80.9	11.0	-70.0	-13.0	-57.0	Vertical
7	723.793	-80.8	11.4	-69.5	-13.0	-56.5	Vertical
8	952	-82.3	14.3	-68.1	-13.0	-55.1	Vertical
9	3760	-63.1	7.8	-55.3	-13.0	-42.3	Vertical
10	5640	-67.0	11.6	-55.5	-13.0	-42.5	Vertical
<b>Highest Channel</b>							
1	646.822	-80.2	10.0	-70.2	-13.0	-57.2	Horizontal
2	833.013	-82.1	12.6	-69.5	-13.0	-56.5	Horizontal
3	925.613	-81.9	14.1	-67.8	-13.0	-54.8	Horizontal
4	3810	-62.5	8.0	-54.6	-13.0	-41.6	Horizontal
5	5715	-67.4	11.4	-56.0	-13.0	-43.0	Horizontal
6	34.045	-80.5	4.6	-75.9	-13.0	-62.9	Vertical
7	674.677	-81.1	10.3	-70.7	-13.0	-57.7	Vertical
8	881.184	-82.3	13.6	-68.7	-13.0	-55.7	Vertical
9	3810	-61.5	8.0	-53.5	-13.0	-40.5	Vertical
10	5715	-68.2	11.4	-56.8	-13.0	-43.8	Vertical

**5.8.7 LTE Band 26**

LTE Band 26_ 15 MHz_ QPSK							
No.	Frequency (MHz)	SA Reading (dBm)	Correction factor (dB/m)	EIRP Result (dBm)	Limit (dBm)	Margin (dB)	Ant. Pol.
<b>Lowest Channel</b>							
1	35.762	-86.3	33.3	-53.1	-13.0	-40.1	Horizontal
2	562.014	-88.9	37.2	-51.7	-13.0	-38.7	Horizontal
3	809.924	-87.9	41.4	-46.5	-13.0	-33.5	Horizontal
4	1663	-62.0	0.3	-61.7	-13.0	-48.7	Horizontal
5	2494.5	-63.9	3.7	-60.2	-13.0	-47.2	Horizontal
6	698.804	-88.4	40.4	-48.1	-13.0	-35.1	Vertical
7	781.961	-88.2	40.8	-47.4	-13.0	-34.4	Vertical
8	945.334	-88.1	43.0	-45.1	-13.0	-32.1	Vertical
9	1663	-59.7	0.3	-59.4	-13.0	-46.4	Vertical
10	2494.5	-62.8	3.7	-59.2	-13.0	-46.2	Vertical
<b>Middle Channel</b>							
1	516.565	-89.1	36.5	-52.7	-13.0	-39.7	Horizontal
2	665.261	-89.5	39.8	-49.7	-13.0	-36.7	Horizontal
3	945.334	-87.8	43.0	-44.8	-13.0	-31.8	Horizontal
4	1673	-61.7	0.4	-61.4	-13.0	-48.4	Horizontal
5	2509.5	-61.4	3.7	-57.7	-13.0	-44.7	Horizontal
6	516.565	-89.5	36.5	-53.1	-13.0	-40.1	Vertical
7	739.214	-88.9	40.9	-48.1	-13.0	-35.1	Vertical
8	986.044	-87.8	43.3	-44.5	-13.0	-31.5	Vertical
9	1673	-60.3	0.4	-60.0	-13.0	-47.0	Vertical
10	2509.5	-61.7	3.7	-58.0	-13.0	-45.0	Vertical
<b>Highest Channel</b>							
1	35.762	-87.8	33.3	-54.5	-13.0	-41.5	Horizontal
2	512.948	-88.9	36.5	-52.4	-13.0	-39.4	Horizontal
3	651.383	-88.3	39.4	-48.9	-13.0	-35.9	Horizontal
4	1683	-62.4	0.4	-62.0	-13.0	-49.0	Horizontal
5	2524.5	-62.6	3.7	-58.8	-13.0	-45.8	Horizontal
6	535.038	-89.5	37.0	-52.5	-13.0	-39.5	Vertical
7	693.91	-88.2	40.3	-47.9	-13.0	-34.9	Vertical
8	781.961	-87.8	40.8	-46.9	-13.0	-33.9	Vertical
9	1683	-61.8	0.4	-61.3	-13.0	-48.3	Vertical
10	2524.5	-62.8	3.7	-59.1	-13.0	-46.1	Vertical

**5.8.8 LTE Band 26 (Part 90S)**

LTE Band 26_ 5 MHz_ QPSK							
No.	Frequency (MHz)	SA Reading (dBm)	Correction factor (dB/m)	EIRP Result (dBm)	Limit (dBm)	Margin (dB)	Ant. Pol.
<b>Lowest Channel</b>							
1	35.511	-90.7	33.5	-57.2	-13.0	-44.2	Horizontal
2	734.037	-88.4	40.7	-47.8	-13.0	-34.8	Horizontal
3	952	-87.8	43.0	-44.8	-13.0	-31.8	Horizontal
4	1633	-66.0	0.1	-65.9	-13.0	-52.9	Horizontal
5	2449.5	-66.6	3.5	-63.1	-13.0	-50.1	Horizontal
6	35.762	-88.6	33.3	-55.3	-13.0	-42.3	Vertical
7	633.328	-89.1	38.9	-50.2	-13.0	-37.2	Vertical
8	932.141	-87.6	42.9	-44.7	-13.0	-31.7	Vertical
9	1633	-61.0	0.1	-60.9	-13.0	-47.9	Vertical
10	2449.5	-63.3	3.5	-59.8	-13.0	-46.8	Vertical
<b>Middle Channel</b>							
1	637.795	-88.9	39.1	-49.8	-13.0	-36.8	Horizontal
2	703.731	-88.8	40.4	-48.3	-13.0	-35.3	Horizontal
3	965.474	-87.6	43.1	-44.6	-13.0	-31.6	Horizontal
4	1638	-65.4	0.1	-65.2	-13.0	-52.2	Horizontal
5	2457	-62.4	3.5	-58.9	-13.0	-45.9	Horizontal
6	665.261	-88.1	39.8	-48.3	-13.0	-35.3	Vertical
7	744.427	-88.2	40.8	-47.5	-13.0	-34.5	Vertical
8	952	-87.6	43.0	-44.6	-13.0	-31.6	Vertical
9	1638	-61.7	0.1	-61.6	-13.0	-48.6	Vertical
10	2457	-63.1	3.5	-59.6	-13.0	-46.6	Vertical
<b>Highest Channel</b>							
1	35.511	-90.1	33.5	-56.6	-13.0	-43.6	Horizontal
2	523.876	-88.8	36.4	-52.4	-13.0	-39.4	Horizontal
3	906.304	-87.9	42.8	-45.1	-13.0	-32.1	Horizontal
4	1643	-63.0	0.2	-62.8	-13.0	-49.8	Horizontal
5	2464.5	-62.7	3.6	-59.1	-13.0	-46.1	Horizontal
6	542.61	-88.9	37.1	-51.9	-13.0	-38.9	Vertical
7	684.226	-89.1	40.0	-49.1	-13.0	-36.1	Vertical
8	965.474	-87.8	43.1	-44.7	-13.0	-31.7	Vertical
9	1643	-62.1	0.2	-61.9	-13.0	-48.9	Vertical
10	2464.5	-63.2	3.6	-59.6	-13.0	-46.6	Vertical



LTE Band 26_ 10 MHz_ QPSK							
No.	Frequency	SA Reading	Correction factor	EIRP Result	Limit	Margin	Ant. Pol.
	(MHz)	(dBm)	(dB/m)	(dBm)	(dBm)	(dB)	
<b>Middle Channel</b>							
1	554.171	-88.9	37.2	-51.7	-13.0	-38.7	Horizontal
2	771.047	-89.1	41.0	-48.2	-13.0	-35.2	Horizontal
3	979.139	-87.3	43.1	-44.2	-13.0	-31.2	Horizontal
4	1638	-62.7	0.1	-62.5	-13.0	-49.5	Horizontal
5	2457	-64.0	3.5	-60.5	-13.0	-47.5	Horizontal
6	409.651	-89.1	33.9	-55.2	-13.0	-42.2	Vertical
7	718.725	-89.1	40.7	-48.5	-13.0	-35.5	Vertical
8	958.714	-88.1	43.0	-45.1	-13.0	-32.1	Vertical
9	1638	-62.1	0.1	-62.0	-13.0	-49.0	Vertical
10	2457	-61.7	3.5	-58.2	-13.0	-45.2	Vertical

**Shenzhen UnionTrust Quality and Technology Co., Ltd.**

Address: Unit D/E of 9/F and 16/F, Block A, Building 6, Baoneng science and technology park, Longhua district, Shenzhen, China

Tel: +86-755-28230888

Fax: +86-755-28230886

E-mail: info@uttlab.com

<http://www.uttlab.com>

UTTR-RF-FCC4G-V1.1

**5.8.9 LTE Band 41**

LTE Band 41_ 20 MHz_ QPSK							
No.	Frequency (MHz)	SA Reading (dBm)	Correction factor (dB/m)	EIRP Result (dBm)	Limit (dBm)	Margin (dB)	Ant. Pol.
<b>Lowest Channel</b>							
1	698.804	-80.9	11.0	-69.9	-13.0	-56.9	Horizontal
2	856.76	-81.5	13.1	-68.4	-13.0	-55.4	Horizontal
3	925.613	-82.0	14.1	-67.9	-13.0	-54.9	Horizontal
4	5012	-64.0	9.6	-54.4	-13.0	-41.4	Horizontal
5	7518	-66.8	13.7	-53.2	-13.0	-40.2	Horizontal
6	684.226	-81.1	10.6	-70.4	-13.0	-57.4	Vertical
7	760.287	-80.9	11.5	-69.4	-13.0	-56.4	Vertical
8	887.398	-82.3	13.7	-68.6	-13.0	-55.6	Vertical
9	5012	-66.1	9.6	-56.6	-13.0	-43.6	Vertical
10	7518	-66.6	13.7	-52.9	-13.0	-39.9	Vertical
<b>Middle Channel</b>							
1	461.631	-80.7	6.0	-74.7	-13.0	-61.7	Horizontal
2	734.037	-80.5	11.4	-69.1	-13.0	-56.1	Horizontal
3	912.695	-81.9	14.0	-67.9	-13.0	-54.9	Horizontal
4	5186	-64.3	10.2	-54.1	-13.0	-41.1	Horizontal
5	7779	-65.6	14.0	-51.6	-13.0	-38.6	Horizontal
6	461.631	-80.3	6.0	-74.3	-13.0	-61.3	Vertical
7	637.795	-80.6	9.7	-70.9	-13.0	-57.9	Vertical
8	958.714	-82.4	14.3	-68.1	-13.0	-55.1	Vertical
9	5186	-64.7	10.2	-54.5	-13.0	-41.5	Vertical
10	7779	-66.6	14.0	-52.7	-13.0	-39.7	Vertical
<b>Highest Channel</b>							
1	624.49	-80.8	9.3	-71.5	-13.0	-58.5	Horizontal
2	703.731	-81.3	11.1	-70.2	-13.0	-57.2	Horizontal
3	887.398	-81.8	13.7	-68.1	-13.0	-55.1	Horizontal
4	5360	-65.0	11.1	-53.9	-13.0	-40.9	Horizontal
5	8040	-66.7	14.3	-52.4	-13.0	-39.4	Horizontal
6	384.545	-80.3	4.8	-75.5	-13.0	-62.5	Vertical
7	739.214	-81.7	11.6	-70.1	-13.0	-57.1	Vertical
8	899.958	-82.5	13.9	-68.6	-13.0	-55.6	Vertical
9	5360	-64.7	11.1	-53.6	-13.0	-40.6	Vertical
10	8040	-70.0	14.3	-55.7	-13.0	-42.7	Vertical

**5.8.10 LTE Band 66**

LTE Band 66_ 20 MHz_ QPSK							
No.	Frequency (MHz)	SA Reading (dBm)	Correction factor (dB/m)	EIRP Result (dBm)	Limit (dBm)	Margin (dB)	Ant. Pol.
<b>Lowest Channel</b>							
1	47.703	-72.0	-3.5	-75.4	-13.0	-62.4	Horizontal
2	655.977	-80.4	10.1	-70.3	-13.0	-57.3	Horizontal
3	887.398	-82.1	13.7	-68.4	-13.0	-55.4	Horizontal
4	3440	-57.6	6.5	-51.1	-13.0	-38.1	Horizontal
5	5160	-65.6	10.1	-55.5	-13.0	-42.5	Horizontal
6	34.527	-79.5	5.0	-74.5	-13.0	-61.5	Vertical
7	734.037	-80.6	11.4	-69.3	-13.0	-56.3	Vertical
8	979.139	-82.5	14.4	-68.0	-13.0	-55.0	Vertical
9	3440	-55.6	6.5	-49.0	-13.0	-36.0	Vertical
10	5160	-65.3	10.1	-55.2	-13.0	-42.2	Vertical
<b>Middle Channel</b>							
1	607.181	-79.5	8.9	-70.6	-13.0	-57.6	Horizontal
2	771.047	-81.4	11.7	-69.6	-13.0	-56.6	Horizontal
3	912.695	-82.4	14.0	-68.4	-13.0	-55.4	Horizontal
4	3490	-58.0	6.7	-51.3	-13.0	-38.3	Horizontal
5	5235	-65.4	10.4	-55.0	-13.0	-42.0	Horizontal
6	32.64	-80.4	4.8	-75.6	-13.0	-62.6	Vertical
7	703.731	-81.4	11.1	-70.4	-13.0	-57.4	Vertical
8	887.398	-82.0	13.7	-68.3	-13.0	-55.3	Vertical
9	3490	-56.1	6.7	-49.4	-13.0	-36.4	Vertical
10	5235	-66.4	10.4	-56.0	-13.0	-43.0	Vertical
<b>Highest Channel</b>							
1	684.226	-80.9	10.6	-70.3	-13.0	-57.3	Horizontal
2	793.028	-80.8	11.8	-69.0	-13.0	-56.0	Horizontal
3	912.695	-81.7	14.0	-67.8	-13.0	-54.8	Horizontal
4	3540	-64.7	6.9	-57.8	-13.0	-44.8	Horizontal
5	5310	-66.2	10.9	-55.3	-13.0	-42.3	Horizontal
6	665.261	-81.4	10.4	-71.0	-13.0	-58.0	Vertical
7	776.485	-81.2	11.6	-69.7	-13.0	-56.7	Vertical
8	965.474	-83.0	14.3	-68.7	-13.0	-55.7	Vertical
9	3540	-65.7	6.9	-58.8	-13.0	-45.8	Vertical
10	5310	-65.7	10.9	-54.8	-13.0	-41.8	Vertical

**5.8.11 LTE Band 71**

LTE Band 71_ 20 MHz_ QPSK							
No.	Frequency (MHz)	SA Reading (dBm)	Correction factor (dB/m)	EIRP Result (dBm)	Limit (dBm)	Margin (dB)	Ant. Pol.
<b>Lowest Channel</b>							
1	516.565	-89.3	36.5	-52.9	-13.0	-39.9	Horizontal
2	689.051	-88.1	40.2	-47.9	-13.0	-34.9	Horizontal
3	952	-87.1	43.0	-44.2	-13.0	-31.2	Horizontal
4	1346	-64.2	-1.1	-65.2	-13.0	-52.2	Horizontal
5	2019	-65.3	2.2	-63.1	-13.0	-50.1	Horizontal
6	633.328	-88.6	38.9	-49.7	-13.0	-36.7	Vertical
7	718.725	-88.4	40.7	-47.7	-13.0	-34.7	Vertical
8	925.613	-87.6	42.9	-44.7	-13.0	-31.7	Vertical
9	1346	-64.0	-1.1	-65.1	-13.0	-52.1	Vertical
10	2019	-65.2	2.2	-62.9	-13.0	-49.9	Vertical
<b>Middle Channel</b>							
1	35.762	-89.5	33.3	-56.3	-13.0	-43.3	Horizontal
2	546.437	-89.3	37.1	-52.2	-13.0	-39.2	Horizontal
3	938.714	-87.6	42.9	-44.7	-13.0	-31.7	Horizontal
4	1361	-63.6	-1.0	-64.6	-13.0	-51.6	Horizontal
5	2041.5	-64.0	2.3	-61.7	-13.0	-48.7	Horizontal
6	488.326	-88.8	35.7	-53.1	-13.0	-40.1	Vertical
7	542.61	-88.8	37.1	-51.7	-13.0	-38.7	Vertical
8	986.044	-87.8	43.3	-44.5	-13.0	-31.5	Vertical
9	1361	-64.0	-1.0	-65.0	-13.0	-52.0	Vertical
10	2041.5	-66.9	2.3	-64.6	-13.0	-51.6	Vertical
<b>Highest Channel</b>							
1	512.948	-89.1	36.5	-52.7	-13.0	-39.7	Horizontal
2	558.079	-89.3	37.2	-52.2	-13.0	-39.2	Horizontal
3	633.328	-88.9	38.9	-50.0	-13.0	-37.0	Horizontal
4	1381	-61.6	-1.0	-62.5	-13.0	-49.5	Horizontal
5	2071.5	-64.5	2.3	-62.1	-13.0	-49.1	Horizontal
6	502.247	-89.3	36.2	-53.1	-13.0	-40.1	Vertical
7	642.292	-88.8	39.3	-49.5	-13.0	-36.5	Vertical
8	919.132	-87.2	42.9	-44.3	-13.0	-31.3	Vertical
9	1381	-62.0	-1.0	-62.9	-13.0	-49.9	Vertical
10	2071.5	-63.5	2.3	-61.2	-13.0	-48.2	Vertical

Remark:

1. Correct Factor = Antenna Factor + Cable Loss - Amplifier Gain, the value was added to Original Receiver Reading by the software automatically.
2. Result = Reading + Correct Factor.
3. Margin = Result - Limit

### 5.9 FREQUENCY STABILITY

**Test Requirement:** FCC 47 CFR Part 2.1055 &  
 FCC 47 CFR Part 22.355 &  
 FCC 47 CFR Part 24.235 &  
 FCC 47 CFR Part 27.54

**Test Method:** ANSI C63.26-2015 & KDB 971168 D01v03r01

**Limits:**  
**FCC 47 CFR Part 22.355, FCC 47 CFR Par 90.213**  
 The carrier frequency shall not depart from the reference frequency in excess of  $\pm 2.5$  ppm for mobile stations.

**FCC 47 CFR Part 24.235, FCC 47 CFR Part 27.54**  
 The frequency stability shall be sufficient to ensure that the fundamental emission stays within the authorized frequency block.

**Test Setup:** Refer to section 4.2.2 for details.

**Test Procedures:**

- 1) Use CMW 500 with Frequency Error measurement capability.
  - a) Temp. =  $-30^{\circ}$  to  $+50^{\circ}$ Ca
  - b) Voltage =low voltage, 3.5 Vdc, Normal, 3.8 Vdc and High voltage, 4.35 Vdc.
- 2) Frequency Stability vs Temperature:

The EUT is place inside a temperature chamber. The temperature is set to  $20^{\circ}$ C and allowed to stabilize. After sufficient soak time, the transmitting frequency error is measured. The temperature is increased by 10 degrees, allowed to stabilize and soak, and then the measurement is repeated. This is repeated until  $+50^{\circ}$ C is reached.

- 3) Frequency Stability vs Voltage:  
 The peak frequency error is recorded (worst-case).

**Equipment Used:** Refer to section 3 for details.

**Test Result:** Pass

Modulation	Channel/ Frequency	Voltage	Temperature	Deviation	Deviation	Limit	Pass/ Fail	
	(MHz)	(Vdc)	( $^{\circ}$ C)	(Hz)	(ppm)	(ppm)		
<b>LTE Band 2 / 20MHz / Full RB</b>								
QPSK	18900 / 1880.0	VL	TN	-19	-0.0101	N/A	Pass	
		VN		-20	-0.0106		Pass	
		VH		-16	-0.0085		Pass	
				50	-20		-0.0106	Pass
				40	-19		-0.0101	Pass
				30	-21		-0.0112	Pass
				20	-23		-0.0122	Pass
			VN	10	-23		-0.0122	Pass
				0	-19		-0.0101	Pass
				-10	-21		-0.0112	Pass
				-20	-21		-0.0112	Pass
				-30	-24		-0.0128	Pass

Modulation	Channel/ Frequency	Voltage	Temperature	Deviation	Deviation	Limit	Pass/ Fail
	(MHz)	(Vdc)	(°C)	(Hz)	(ppm)	(ppm)	
<b>LTE Band 4 / 20MHz / Full RB</b>							
QPSK	20175 / 1732.5	VL	TN	-15	-0.0087	N/A	Pass
		VN		-15	-0.0087		Pass
		VH		-16	-0.0092		Pass
		VN	50	-16	-0.0092		Pass
			40	-17	-0.0098		Pass
			30	-14	-0.0081		Pass
			20	-16	-0.0092		Pass
			10	-14	-0.0081		Pass
			0	-17	-0.0098		Pass
			-10	-16	-0.0092		Pass
			-20	-14	-0.0081		Pass
			-30	-15	-0.0087		Pass

Modulation	Channel/ Frequency	Voltage	Temperature	Deviation	Deviation	Limit	Pass/ Fail
	(MHz)	(Vdc)	(°C)	(Hz)	(ppm)	(ppm)	
<b>LTE Band 5 / 10MHz / Full RB</b>							
QPSK	20525 / 836.5	VL	TN	-10	-0.0120	± 2.5	Pass
		VN		-10	-0.0120	± 2.5	Pass
		VH		-8	-0.0096	± 2.5	Pass
		VN	50	-9	-0.0108	± 2.5	Pass
			40	-8	-0.0096	± 2.5	Pass
			30	-11	-0.0132	± 2.5	Pass
			20	-10	-0.0120	± 2.5	Pass
			10	-9	-0.0108	± 2.5	Pass
			0	-12	-0.0143	± 2.5	Pass
			-10	-9	-0.0108	± 2.5	Pass
			-20	-11	-0.0132	± 2.5	Pass
			-30	-10	-0.0120	± 2.5	Pass

**Shenzhen UnionTrust Quality and Technology Co., Ltd.**

Address: Unit D/E of 9/F and 16/F, Block A, Building 6, Baoneng science and technology park, Longhua district, Shenzhen, China

Tel: +86-755-28230888

Fax: +86-755-28230886

E-mail: info@uttlab.com

<http://www.uttlab.com>

UTTR-RF-FCC4G-V1.1

Modulation	Channel/ Frequency	Voltage	Temperature	Deviation	Deviation	Limit	Pass/ Fail
	(MHz)	(Vdc)	(°C)	(Hz)	(ppm)	(ppm)	
<b>LTE Band 12 / 10MHz / Full RB</b>							
QPSK	23095 / 707.5	VL	TN	-15	-0.0212	N/A	Pass
		VN		-14	-0.0198		Pass
		VH		-15	-0.0212		Pass
		VN	50	-15	-0.0212		Pass
			40	-14	-0.0198		Pass
			30	-13	-0.0184		Pass
			20	-15	-0.0212		Pass
			10	-16	-0.0226		Pass
			0	-14	-0.0198		Pass
			-10	-15	-0.0212		Pass
			-20	-15	-0.0212		Pass
			-30	-14	-0.0198		Pass

Modulation	Channel/ Frequency	Voltage	Temperature	Deviation	Deviation	Limit	Pass/ Fail
	(MHz)	(Vdc)	(°C)	(Hz)	(ppm)	(ppm)	
<b>LTE Band 13 / 10MHz / Full RB</b>							
QPSK	23230 / 782	VL	TN	-14	-0.0179	N/A	Pass
		VN		-14	-0.0179		Pass
		VH		-15	-0.0192		Pass
		VN	50	-16	-0.0205		Pass
			40	-16	-0.0205		Pass
			30	-15	-0.0192		Pass
			20	-16	-0.0205		Pass
			10	-13	-0.0166		Pass
			0	-12	-0.0153		Pass
			-10	-13	-0.0166		Pass
			-20	-15	-0.0192		Pass
			-30	-14	-0.0179		Pass

Modulation	Channel/ Frequency	Voltage	Temperature	Deviation	Deviation	Limit	Pass/ Fail
	(MHz)	(Vdc)	(°C)	(Hz)	(ppm)	(ppm)	
<b>LTE Band 25 / 20MHz / Full RB</b>							
QPSK	26340 / 1880.0	VL	TN	-18	-0.0096	N/A	Pass
		VN		-17	-0.0090		Pass
		VH		-16	-0.0085		Pass
		VN	50	-18	-0.0096		Pass
			40	-19	-0.0101		Pass
			30	-20	-0.0106		Pass
			20	-19	-0.0101		Pass
			10	-16	-0.0085		Pass
			0	-15	-0.0080		Pass
			-10	-19	-0.0101		Pass
			-20	-18	-0.0096		Pass
			-30	-20	-0.0106		Pass

Modulation	Channel/ Frequency	Voltage	Temperature	Deviation	Deviation	Limit	Pass/ Fail
	(MHz)	(Vdc)	(°C)	(Hz)	(ppm)	(ppm)	
<b>LTE Band 26 / 15MHz / Full RB</b>							
QPSK	26915 / 836.5	VL	TN	-16	-0.0191	± 2.5	Pass
		VN		-15	-0.0179	± 2.5	Pass
		VH		-15	-0.0179	± 2.5	Pass
		VN	50	-14	-0.0167	± 2.5	Pass
			40	-15	-0.0179	± 2.5	Pass
			30	-15	-0.0179	± 2.5	Pass
			20	-16	-0.0191	± 2.5	Pass
			10	-16	-0.0191	± 2.5	Pass
			0	-17	-0.0203	± 2.5	Pass
			-10	-14	-0.0167	± 2.5	Pass
			-20	-15	-0.0179	± 2.5	Pass
			-30	-14	-0.0167	± 2.5	Pass

**Shenzhen UnionTrust Quality and Technology Co., Ltd.**

Address: Unit D/E of 9/F and 16/F, Block A, Building 6, Baoneng science and technology park, Longhua district, Shenzhen, China

Tel: +86-755-28230888

Fax: +86-755-28230886

E-mail: info@uttlab.com

<http://www.uttlab.com>

UTTR-RF-FCC4G-V1.1



Modulation	Channel/ Frequency	Voltage	Temperature	Deviation	Deviation	Limit	Pass/ Fail
	(MHz)	(Vdc)	(°C)	(Hz)	(ppm)	(ppm)	
<b>LTE Band 26 / 10MHz / Full RB (Part 90S)</b>							
QPSK	26915 / 836.5	VL	TN	-14	-0.0171	± 2.5	Pass
		VN		-15	-0.0183	± 2.5	Pass
		VH		-13	-0.0159	± 2.5	Pass
		VN	50	-15	-0.0183	± 2.5	Pass
			40	-13	-0.0159	± 2.5	Pass
			30	-16	-0.0195	± 2.5	Pass
			20	-15	-0.0183	± 2.5	Pass
			10	-16	-0.0195	± 2.5	Pass
			0	-13	-0.0159	± 2.5	Pass
			-10	-15	-0.0183	± 2.5	Pass
			-20	-14	-0.0171	± 2.5	Pass
			-30	-16	-0.0195	± 2.5	Pass

Modulation	Channel/ Frequency	Voltage	Temperature	Deviation	Deviation	Limit	Pass/ Fail
	(MHz)	(Vdc)	(°C)	(Hz)	(ppm)	(ppm)	
<b>LTE Band 41 / 20MHz / Full RB</b>							
QPSK	40620 / 2593	VL	TN	-16	-0.0062	N/A	Pass
		VN		-15	-0.0058		Pass
		VH		-14	-0.0054		Pass
		VN	50	-15	-0.0058		Pass
			40	-15	-0.0058		Pass
			30	-17	-0.0066		Pass
			20	-17	-0.0066		Pass
			10	-16	-0.0062		Pass
			0	-14	-0.0054		Pass
			-10	-12	-0.0046		Pass
			-20	-14	-0.0054		Pass
			-30	-13	-0.0050		Pass

Modulation	Channel/ Frequency	Voltage	Temperature	Deviation	Deviation	Limit	Pass/ Fail
	(MHz)	(Vdc)	(°C)	(Hz)	(ppm)	(ppm)	
<b>LTE Band 66 / 20MHz / Full RB</b>							
QPSK	132322 /1745	VL	TN	-13	-0.0074	N/A	Pass
		VN		-14	-0.0080		Pass
		VH		-12	-0.0069		Pass
		VN	50	-16	-0.0092		Pass
			40	-17	-0.0097		Pass
			30	-15	-0.0086		Pass
			20	-15	-0.0086		Pass
			10	-14	-0.0080		Pass
			0	-17	-0.0097		Pass
			-10	-15	-0.0086		Pass
			-20	-15	-0.0086		Pass
			-30	-13	-0.0074		Pass

Modulation	Channel/ Frequency	Voltage	Temperature	Deviation	Deviation	Limit	Pass/ Fail
	(MHz)	(Vdc)	(°C)	(Hz)	(ppm)	(ppm)	
<b>LTE Band 71 / 20MHz / Full RB</b>							
QPSK	133322 / 683.0	VL	TN	-13	-0.0190	N/A	Pass
		VN		-12	-0.0176		Pass
		VH		-14	-0.0205		Pass
		VN	50	-14	-0.0205		Pass
			40	-12	-0.0176		Pass
			30	-13	-0.0190		Pass
			20	-15	-0.0220		Pass
			10	-13	-0.0190		Pass
			0	-14	-0.0205		Pass
			-10	-13	-0.0190		Pass
			-20	-15	-0.0220		Pass
			-30	-11	-0.0161		Pass

**Shenzhen UnionTrust Quality and Technology Co., Ltd.**

Address: Unit D/E of 9/F and 16/F, Block A, Building 6, Baoneng science and technology park, Longhua district, Shenzhen, China

Tel: +86-755-28230888

Fax: +86-755-28230886

E-mail: info@uttlab.com

<http://www.uttlab.com>

UTTR-RF-FCC4G-V1.1

## APPENDIX 1 PHOTOS OF TEST SETUP

See test photos attached in Appendix 1 for the actual connections between Product and support equipment.

## APPENDIX 2 PHOTOS OF EUT CONSTRUCTIONAL DETAILS

Refer to Appendix 2 for EUT external and internal photos.

\*\*\* End of Report \*\*\*

---

---

The test report is effective only with both signature and specialized stamp. The result(s) shown in this report refer only to the sample(s) tested. Without written approval of UnionTrust, this report can't be reproduced except in full.

---

---