



REPORT No.: SZ23020326S01

## Annex C Plots of System Performance Check

## System Check\_750MHz\_Head

Communication System: UID 0, CW (0); Frequency: 750 MHz; Duty Cycle: 1:1

Medium: HSL\_750 Medium parameters used:  $f = 750 \text{ MHz}$ ;  $\sigma = 0.917 \text{ S/m}$ ;  $\epsilon_r = 42.238$ ;  $\rho = 1000 \text{ kg/m}^3$

Ambient Temperature :  $23.2 \text{ }^\circ\text{C}$ ; Liquid Temperature :  $22.1 \text{ }^\circ\text{C}$

DASY5 Configuration:

- Probe: EX3DV4 - SN7608; ConvF(10.45, 10.45, 10.45) @ 750 MHz; Calibrated: 2023.3.15
- Sensor-Surface: 2mm (Mechanical Surface Detection)
- Electronics: DAE4 Sn480; Calibrated: 2022.6.22
- Phantom: SAM 2; Type: QD000P40CC; Serial: TP:1464
- Measurement SW: DASY52, Version 52.10 (4); SEMCAD X Version 14.6.14 (7501)

**CW750/Area Scan (81x81x1):** Interpolated grid:  $dx=1.500 \text{ mm}$ ,  $dy=1.500 \text{ mm}$

Maximum value of SAR (interpolated) =  $2.43 \text{ W/kg}$

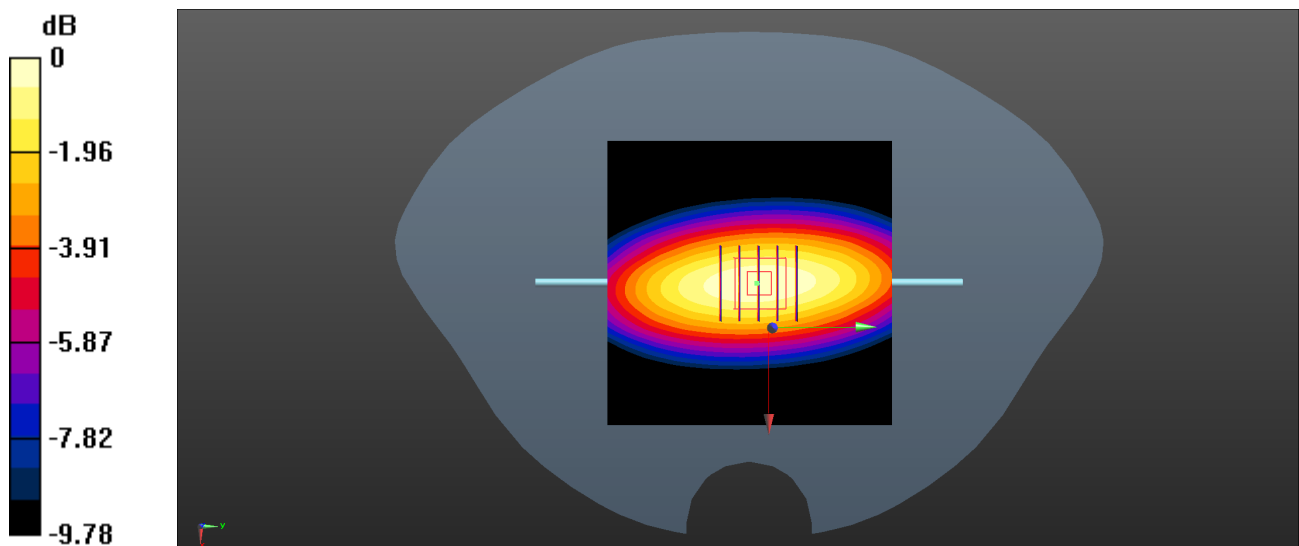
**CW750/Zoom Scan (5x5x7)/Cube 0:** Measurement grid:  $dx=8\text{mm}$ ,  $dy=8\text{mm}$ ,  $dz=5\text{mm}$

Reference Value =  $51.31 \text{ V/m}$ ; Power Drift =  $0.04 \text{ dB}$

Peak SAR (extrapolated) =  $3.41 \text{ W/kg}$

**SAR(1 g) =  $2.24 \text{ W/kg}$ ; SAR(10 g) =  $49 \text{ W/kg}$**

Maximum value of SAR (measured) =  $2.43 \text{ W/kg}$



0 dB =  $2.43 \text{ W/kg}$

## System Check\_900MHz\_Head

Communication System: UID 0, CW (0); Frequency: 900 MHz; Duty Cycle: 1:1

Medium: HSL\_900 Medium parameters used:  $f = 900$  MHz;  $\sigma = 20.75$  S/m;  $\epsilon_r = 42.496$ ;  $\rho = 1000$  kg/m<sup>3</sup>

Ambient Temperature : 23.2 °C; Liquid Temperature : 22.2 °C

DASY5 Configuration:

- Probe: EX3DV4 - SN7608; ConvF(10, 10, 10) @ 900 MHz; Calibrated: 2023.3.15
- Sensor-Surface: 2mm (Mechanical Surface Detection)
- Electronics: DAE4 Sn480; Calibrated: 2022.6.22
- Phantom: SAM 2; Type: QD000P40CC; Serial: TP:1464
- Measurement SW: DASY52, Version 52.10 (4); SEMCAD X Version 14.6.14 (7501)

**CW900/Area Scan (71x71x1):** Interpolated grid: dx=1.500 mm, dy=1.500 mm

Maximum value of SAR (interpolated) = 1.84 W/kg

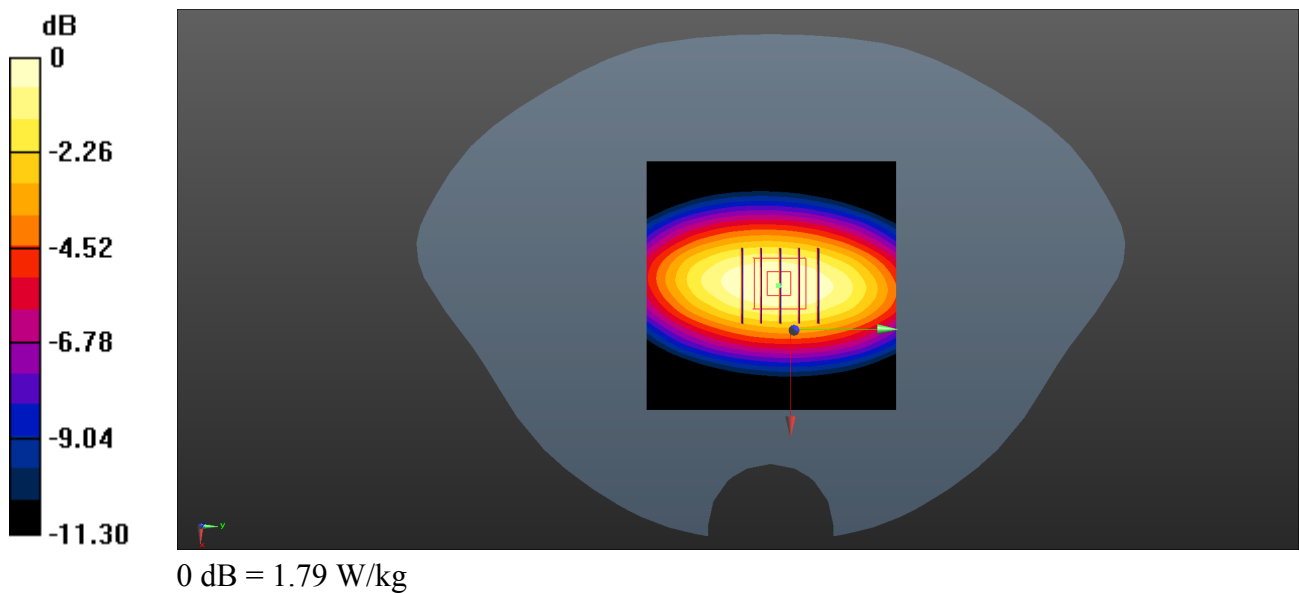
**CW900/Zoom Scan (5x5x7)/Cube 0:** Measurement grid: dx=8mm, dy=8mm, dz=5mm

Reference Value = 43.63 V/m; Power Drift = -0.04 dB

Peak SAR (extrapolated) = 2.51 W/kg

**SAR(1 g) = 2.82 W/kg; SAR(10 g) = 1.85 W/kg**

Maximum value of SAR (measured) = 1.79 W/kg



## System Check\_1800MHz\_Head

Communication System: UID 0, CW (0); Frequency: 1800 MHz; Duty Cycle: 1:1

Medium: HSL\_1800 Medium parameters used:  $f = 1800$  MHz;  $\sigma = 1.367$  S/m;  $\epsilon_r = 39.92$ ;  $\rho = 1000$  kg/m<sup>3</sup>

Ambient Temperature : 23.2 °C; Liquid Temperature : 22.1 °C

DASY5 Configuration:

- Probe: EX3DV4 - SN7608; ConvF(8.4, 8.4, 8.4) @ 1800 MHz; Calibrated: 2023.3.15
- Sensor-Surface: 2mm (Mechanical Surface Detection)
- Electronics: DAE4 Sn480; Calibrated: 2022.6.22
- Phantom: SAM 2; Type: QD000P40CC; Serial: TP:1464
- Measurement SW: DASY52, Version 52.10 (4); SEMCAD X Version 14.6.14 (7501)

**CW1800/Area Scan (81x81x1):** Interpolated grid: dx=1.500 mm, dy=1.500 mm

Maximum value of SAR (interpolated) = 7.78 W/kg

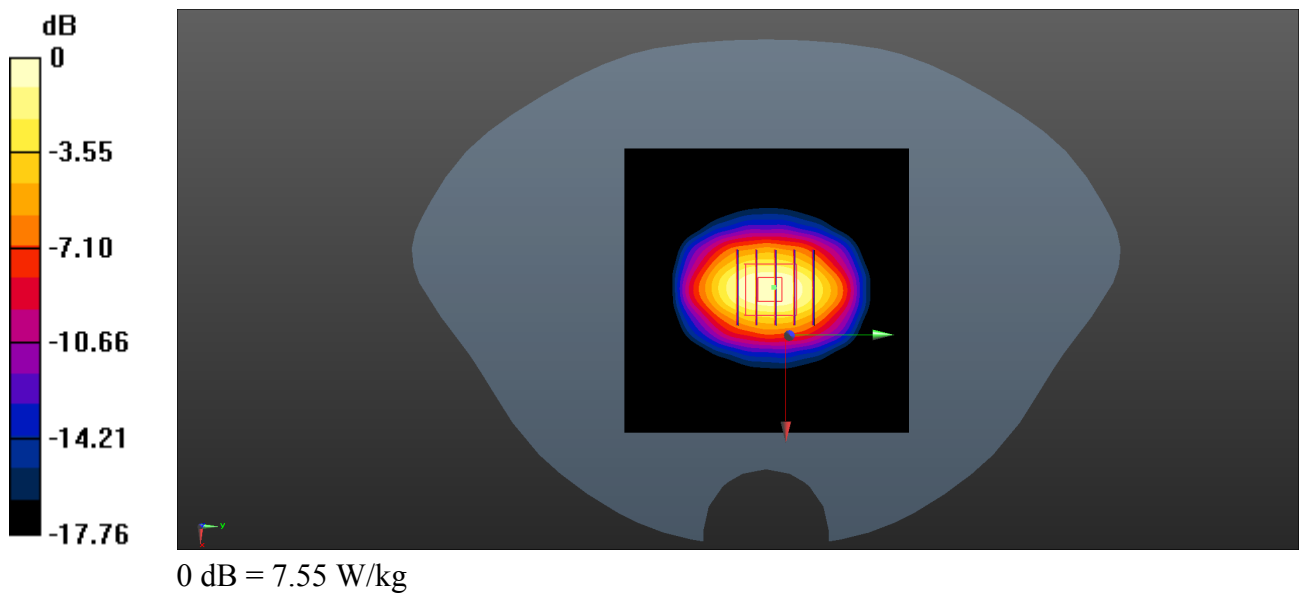
**CW1800/Zoom Scan (5x5x7)/Cube 0:** Measurement grid: dx=8mm, dy=8mm, dz=5mm

Reference Value = 72.68 V/m; Power Drift = -0.11 dB

Peak SAR (extrapolated) = 12.5 W/kg

**SAR(1 g) = 9.77 W/kg; SAR(10 g) = 5.14 W/kg**

Maximum value of SAR (measured) = 7.55 W/kg



## System Check\_2000MHz\_Head

Communication System: UID 0, CW (0); Frequency: 2000 MHz; Duty Cycle: 1:1

Medium: HSL\_2000 Medium parameters used:  $f = 2000$  MHz;  $\sigma = 1.404$  S/m;  $\epsilon_r = 39.639$ ;  $\rho = 1000$  kg/m<sup>3</sup>

Ambient Temperature : 23.2 °C; Liquid Temperature : 22.3 °C

DASY5 Configuration:

- Probe: EX3DV4 - SN7608; ConvF(8.13, 8.13, 8.13) @ 2000 MHz; Calibrated: 2023.3.15
- Sensor-Surface: 2mm (Mechanical Surface Detection)
- Electronics: DAE4 Sn480; Calibrated: 2022.6.22
- Phantom: SAM 2; Type: QD000P40CC; Serial: TP:1464
- Measurement SW: DASY52, Version 52.10 (4); SEMCAD X Version 14.6.14 (7501)

**CW2000/Area Scan (81x81x1):** Interpolated grid: dx=1.500 mm, dy=1.500 mm

Maximum value of SAR (interpolated) = 7.98 W/kg

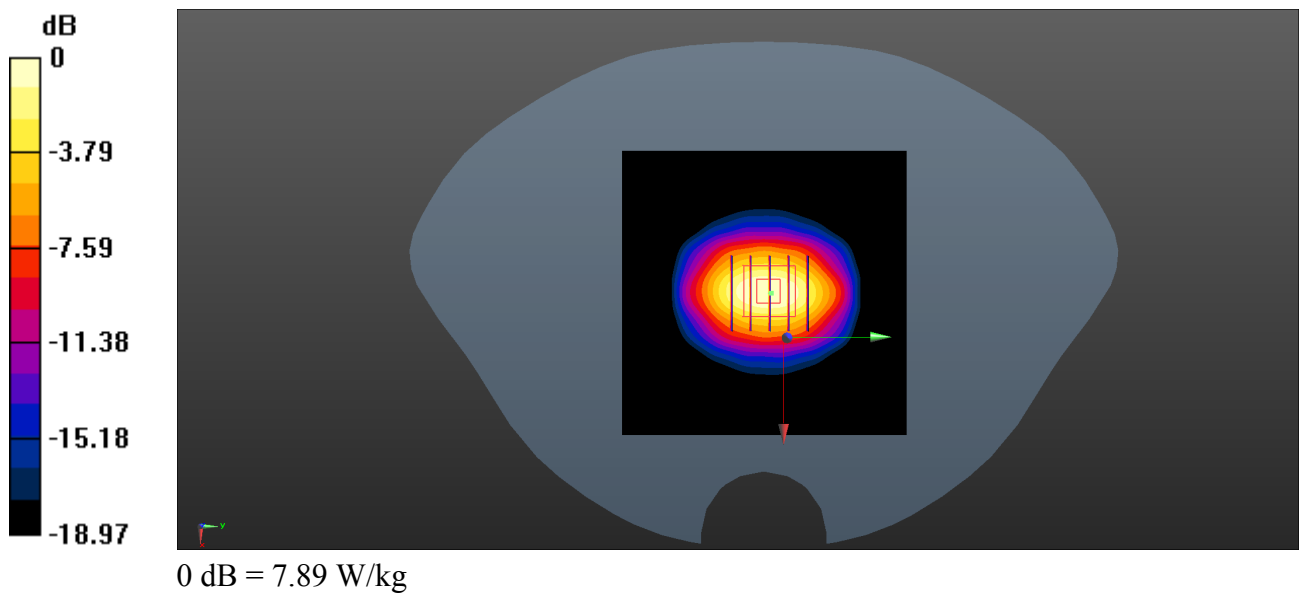
**CW2000/Zoom Scan (5x5x7)/Cube 0:** Measurement grid: dx=8mm, dy=8mm, dz=5mm

Reference Value = 75.51 V/m; Power Drift = -0.18 dB

Peak SAR (extrapolated) = 13.3 W/kg

**SAR(1 g) = 10.27 W/kg; SAR(10 g) = 5.31 W/kg**

Maximum value of SAR (measured) = 7.89 W/kg



## System Check\_2300MHz\_Head

Communication System: UID 0, CW (0); Frequency: 2300 MHz; Duty Cycle: 1:1

Medium: HSL\_2300 Medium parameters used:  $f = 2300$  MHz;  $\sigma = 1.68$  S/m;  $\epsilon_r = 39.251$ ;  $\rho = 1000$  kg/m<sup>3</sup>

Ambient Temperature : 23.2 °C; Liquid Temperature : 22.3 °C

DASY5 Configuration:

- Probe: EX3DV4 - SN7608; ConvF(7.85, 7.85, 7.85) @ 2300 MHz; Calibrated: 2023.3.15
- Sensor-Surface: 2mm (Mechanical Surface Detection)
- Electronics: DAE4 Sn480; Calibrated: 2022.6.22
- Phantom: SAM 2; Type: QD000P40CC; Serial: TP:1464
- Measurement SW: DASY52, Version 52.10 (4); SEMCAD X Version 14.6.14 (7501)

**CW2300/Area Scan (101x101x1):** Interpolated grid: dx=1.200 mm, dy=1.200 mm

Maximum value of SAR (interpolated) = 9.36 W/kg

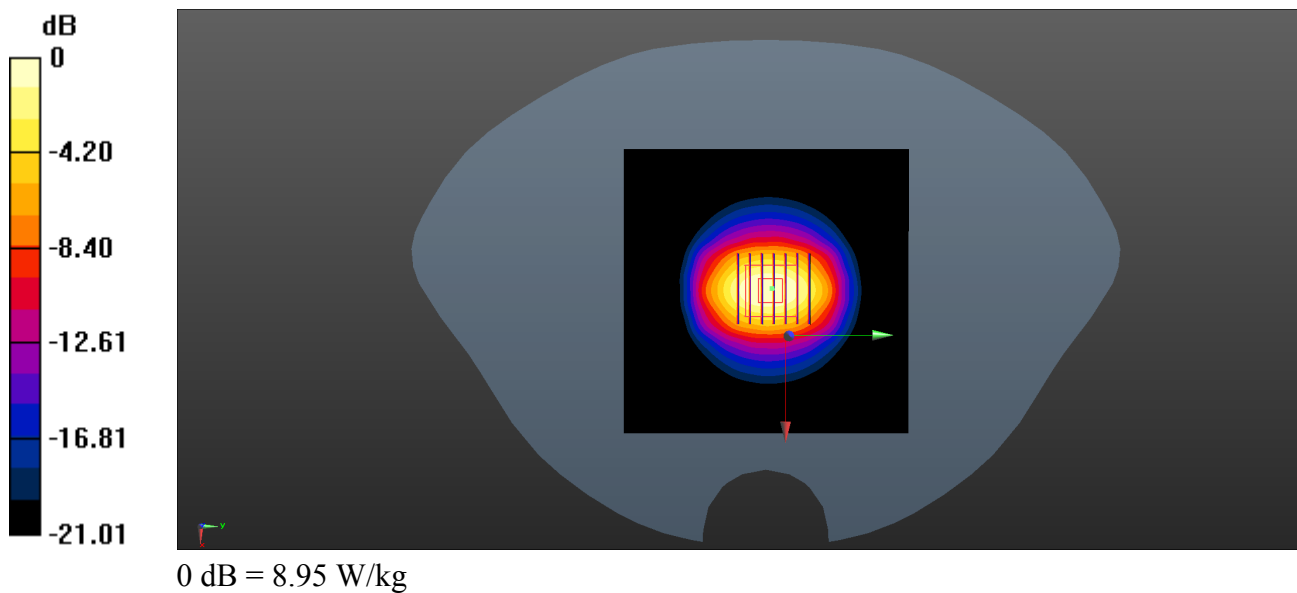
**CW2300/Zoom Scan (7x7x7)/Cube 0:** Measurement grid: dx=5mm, dy=5mm, dz=5mm

Reference Value = 75.30 V/m; Power Drift = -0.13 dB

Peak SAR (extrapolated) = 16.3 W/kg

**SAR(1 g) = 12.06 W/kg; SAR(10 g) = 5.94 W/kg**

Maximum value of SAR (measured) = 8.95 W/kg



## System Check\_2450MHz\_Head

Communication System: UID 0, CW (0); Frequency: 2450 MHz; Duty Cycle: 1:1

Medium: HSL\_2450 Medium parameters used:  $f = 2450$  MHz;  $\sigma = 1.817$  S/m;  $\epsilon_r = 38.801$ ;  $\rho = 1000$  kg/m<sup>3</sup>

Ambient Temperature : 23.2 °C; Liquid Temperature : 22.1 °C

DASY5 Configuration:

- Probe: EX3DV4 - SN7608; ConvF(7.6, 7.6, 7.6) @ 2450 MHz; Calibrated: 2023.3.15
- Sensor-Surface: 2mm (Mechanical Surface Detection)
- Electronics: DAE4 Sn480; Calibrated: 2022.6.22
- Phantom: SAM 2; Type: QD000P40CC; Serial: TP:1464
- Measurement SW: DASY52, Version 52.10 (4); SEMCAD X Version 14.6.14 (7501)

**CW2450/Area Scan (81x101x1):** Interpolated grid: dx=1.200 mm, dy=1.200 mm

Maximum value of SAR (interpolated) = 11.4 W/kg

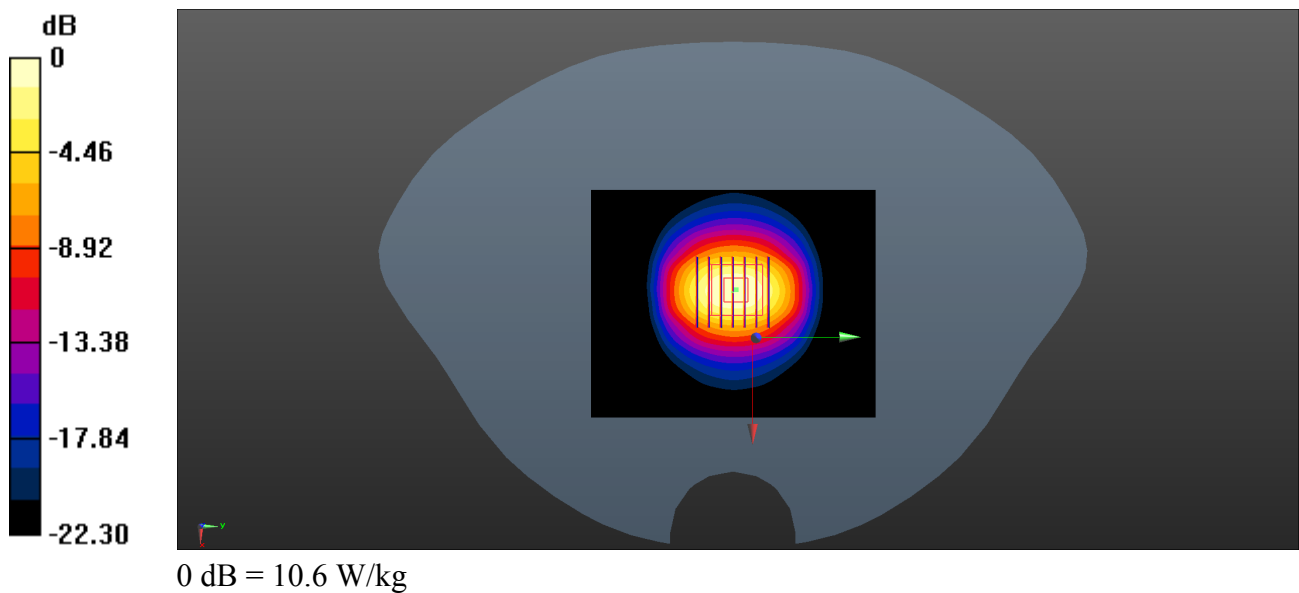
**CW2450/Zoom Scan (7x7x7)/Cube 0:** Measurement grid: dx=5mm, dy=5mm, dz=5mm

Reference Value = 78.92 V/m; Power Drift = -0.02 dB

Peak SAR (extrapolated) = 19.8 W/kg

**SAR(1 g) = 13.02 W/kg; SAR(10 g) = 6.21 W/kg**

Maximum value of SAR (measured) = 10.6 W/kg



## System Check\_2600MHz\_Head

Communication System: UID 0, CW (0); Frequency: 2600 MHz; Duty Cycle: 1:1

Medium: HSL\_2600 Medium parameters used:  $f = 2600$  MHz;  $\sigma = 1.965$  S/m;  $\epsilon_r = 38.224$ ;  $\rho = 1000$  kg/m<sup>3</sup>

Ambient Temperature : 23.2 °C; Liquid Temperature : 22.2 °C

DASY5 Configuration:

- Probe: EX3DV4 - SN7608; ConvF(7.34, 7.34, 7.34) @ 2600 MHz; Calibrated: 2023.3.15
- Sensor-Surface: 2mm (Mechanical Surface Detection)
- Electronics: DAE4 Sn480; Calibrated: 2022.6.22
- Phantom: SAM 2; Type: QD000P40CC; Serial: TP:1464
- Measurement SW: DASY52, Version 52.10 (4); SEMCAD X Version 14.6.14 (7501)

**CW2600/Area Scan (81x101x1):** Interpolated grid: dx=1.200 mm, dy=1.200 mm

Maximum value of SAR (interpolated) = 9.63 W/kg

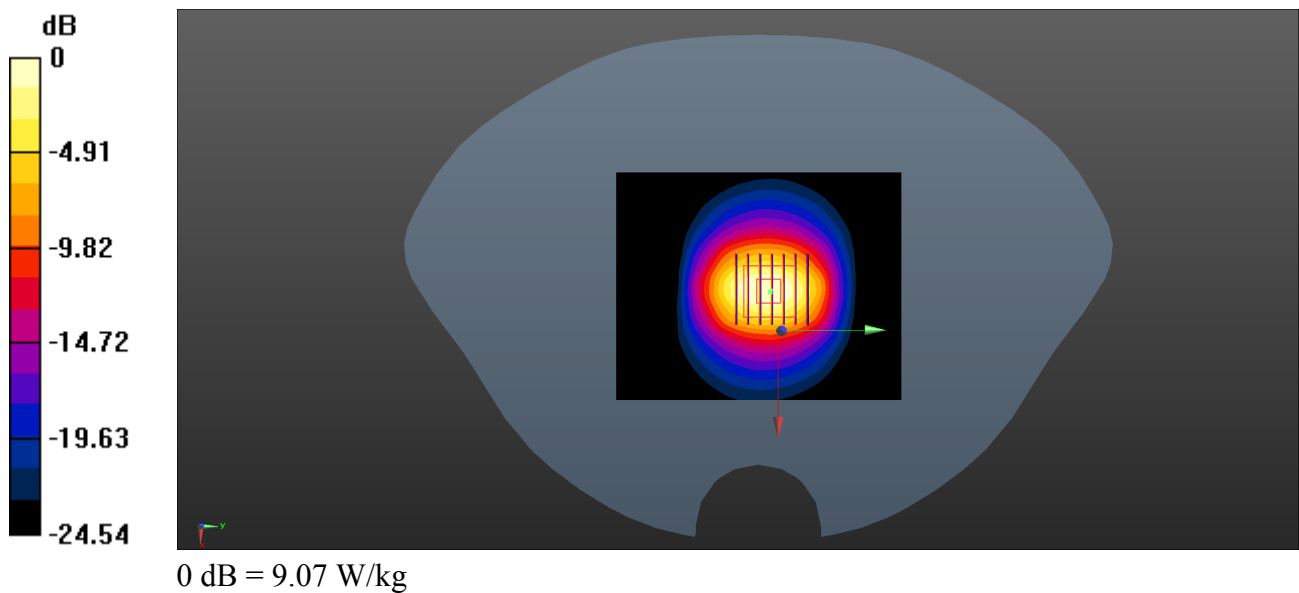
**CW2600/Zoom Scan (7x7x7)/Cube 0:** Measurement grid: dx=5mm, dy=5mm, dz=5mm

Reference Value = 66.03 V/m; Power Drift = -0.05 dB

Peak SAR (extrapolated) = 17.8 W/kg

**SAR(1 g) = 13.92 W/kg; SAR(10 g) = 6.54 W/kg**

Maximum value of SAR (measured) = 9.07 W/kg





## System Check\_5250MHz\_Head

Communication System: UID 0, CW (0); Frequency: 5250 MHz; Duty Cycle: 1:1

Medium: HSL\_5250 Medium parameters used:  $f = 5250$  MHz;  $\sigma = 4.68$  S/m;  $\epsilon_r = 36.46$ ;  $\rho = 1000$  kg/m<sup>3</sup>

Ambient Temperature : 23.2 °C; Liquid Temperature : 22.1 °C

DASY5 Configuration:

- Probe: EX3DV4 - SN7608; ConvF(5.35, 5.35, 5.35) @ 5250 MHz; Calibrated: 2023.3.15
- Sensor-Surface: 2mm (Mechanical Surface Detection)
- Electronics: DAE4 Sn480; Calibrated: 2022.6.22
- Phantom: SAM 2; Type: QD000P40CC; Serial: TP:1464
- Measurement SW: DASY52, Version 52.10 (4); SEMCAD X Version 14.6.14 (7501)

**CW5250/Area Scan (101x101x1):** Interpolated grid: dx=1.000 mm, dy=1.000 mm

Maximum value of SAR (interpolated) = 12.8 W/kg

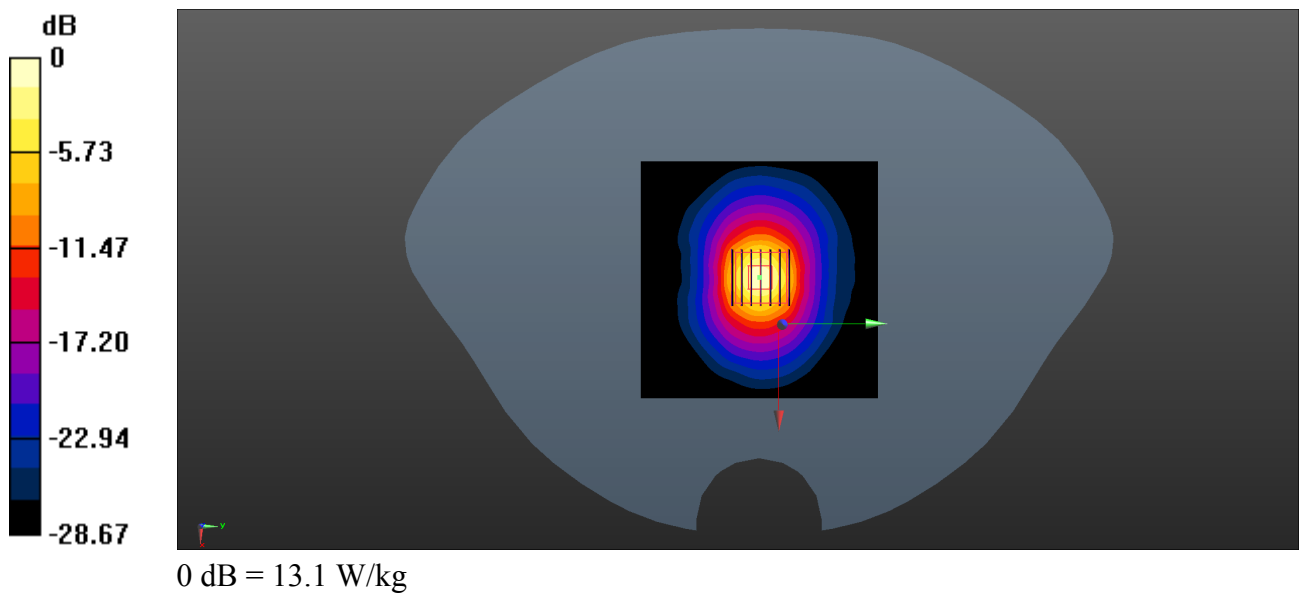
**CW5250/Zoom Scan (7x7x13)/Cube 0:** Measurement grid: dx=4mm, dy=4mm, dz=2mm

Reference Value = 41.42 V/m; Power Drift = -0.04 dB

Peak SAR (extrapolated) = 24.8 W/kg

**SAR(1 g) = 7.65 W/kg; SAR(10 g) = 2.26 W/kg**

Maximum value of SAR (measured) = 13.1 W/kg



## System Check\_5600MHz\_Head

Communication System: UID 0, CW (0); Frequency: 5600 MHz; Duty Cycle: 1:1

Medium: HSL\_5600 Medium parameters used:  $f = 5600$  MHz;  $\sigma = 5.125$  S/m;  $\epsilon_r = 35.435$ ;  $\rho = 1000$  kg/m<sup>3</sup>

Ambient Temperature : 23.2 °C; Liquid Temperature : 22.1 °C

DASY5 Configuration:

- Probe: EX3DV4 - SN7608; ConvF(4.8, 4.8, 4.8) @ 5600 MHz; Calibrated: 2023.3.15
- Sensor-Surface: 2mm (Mechanical Surface Detection)
- Electronics: DAE4 Sn480; Calibrated: 2022.6.22
- Phantom: SAM 2; Type: QD000P40CC; Serial: TP:1464
- Measurement SW: DASY52, Version 52.10 (4); SEMCAD X Version 14.6.14 (7501)

**CW5600/Area Scan (101x101x1):** Interpolated grid: dx=1.000 mm, dy=1.000 mm

Maximum value of SAR (interpolated) = 15.0 W/kg

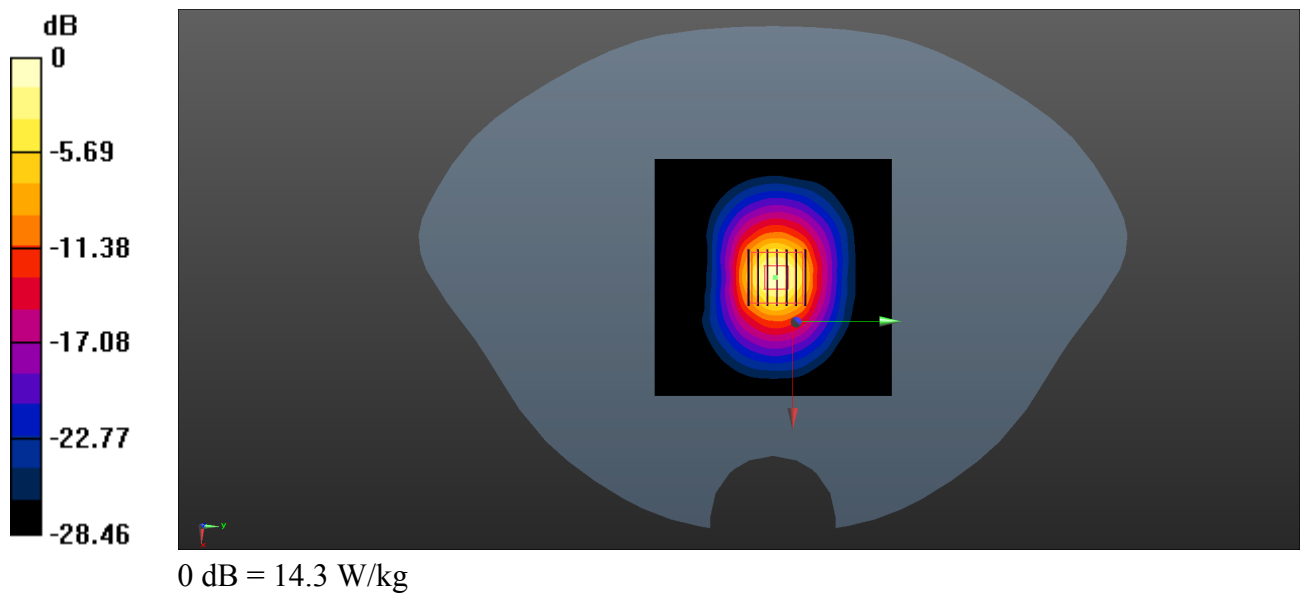
**CW5600/Zoom Scan (7x7x13)/Cube 0:** Measurement grid: dx=4mm, dy=4mm, dz=2mm

Reference Value = 38.15 V/m; Power Drift = 0.09 dB

Peak SAR (extrapolated) = 28.3 W/kg

**SAR(1 g) = 7.94 W/kg; SAR(10 g) = 2.42 W/kg**

Maximum value of SAR (measured) = 14.3 W/kg



## System Check\_5750MHz\_Head

Communication System: UID 0, CW (0); Frequency: 5750 MHz; Duty Cycle: 1:1

Medium: HSL\_5750 Medium parameters used:  $f = 5750$  MHz;  $\sigma = 5.354$  S/m;  $\epsilon_r = 35.061$ ;  $\rho = 1000$  kg/m<sup>3</sup>

Ambient Temperature : 23.2 °C; Liquid Temperature : 22.1 °C

DASY5 Configuration:

- Probe: EX3DV4 - SN7608; ConvF(4.87, 4.87, 4.87) @ 5750 MHz; Calibrated: 2023.3.15
- Sensor-Surface: 2mm (Mechanical Surface Detection)
- Electronics: DAE4 Sn480; Calibrated: 2022.6.22
- Phantom: SAM 2; Type: QD000P40CC; Serial: TP:1464
- Measurement SW: DASY52, Version 52.10 (4); SEMCAD X Version 14.6.14 (7501)

**CW5750/Area Scan (101x101x1):** Interpolated grid: dx=1.000 mm, dy=1.000 mm

Maximum value of SAR (interpolated) = 13.7 W/kg

**CW5750/Zoom Scan (7x7x13)/Cube 0:** Measurement grid: dx=4mm, dy=4mm, dz=2mm

Reference Value = 37.30 V/m; Power Drift = -0.11 dB

Peak SAR (extrapolated) = 28.5 W/kg

**SAR(1 g) = 8.04 W/kg; SAR(10 g) = 2.35 W/kg**

Maximum value of SAR (measured) = 13.8 W/kg

