



REPORT No.: SZ23020326S03

Annex C Plots of T-Coil Test Results

HAC_T-Coil_GSM850_GSM Voice_Ch189_Z

Communication System: UID 0, Generic GSM (0); Frequency: 836.6 MHz; Duty Cycle: 1:8.30042

Medium: Air Medium parameters used: $\sigma = 0$ S/m, $\epsilon_r = 1$; $\rho = 0$ kg/m³

Ambient Temperature : 23.2 °C

DASY5 Configuration:

- Probe: AM1DV3 - 3128; ; Calibrated: 2022.07.19
- Sensor-Surface: 0mm (Fix Surface)
- Electronics: DAE4 Sn480; Calibrated: 2022.06.22
- Phantom: HAC Test Arch with AMCC; Type: SD HAC P01 BA;
- Measurement SW: DASY52, Version 52.8 (8); SEMCAD X Version 14.6.10 (7331)

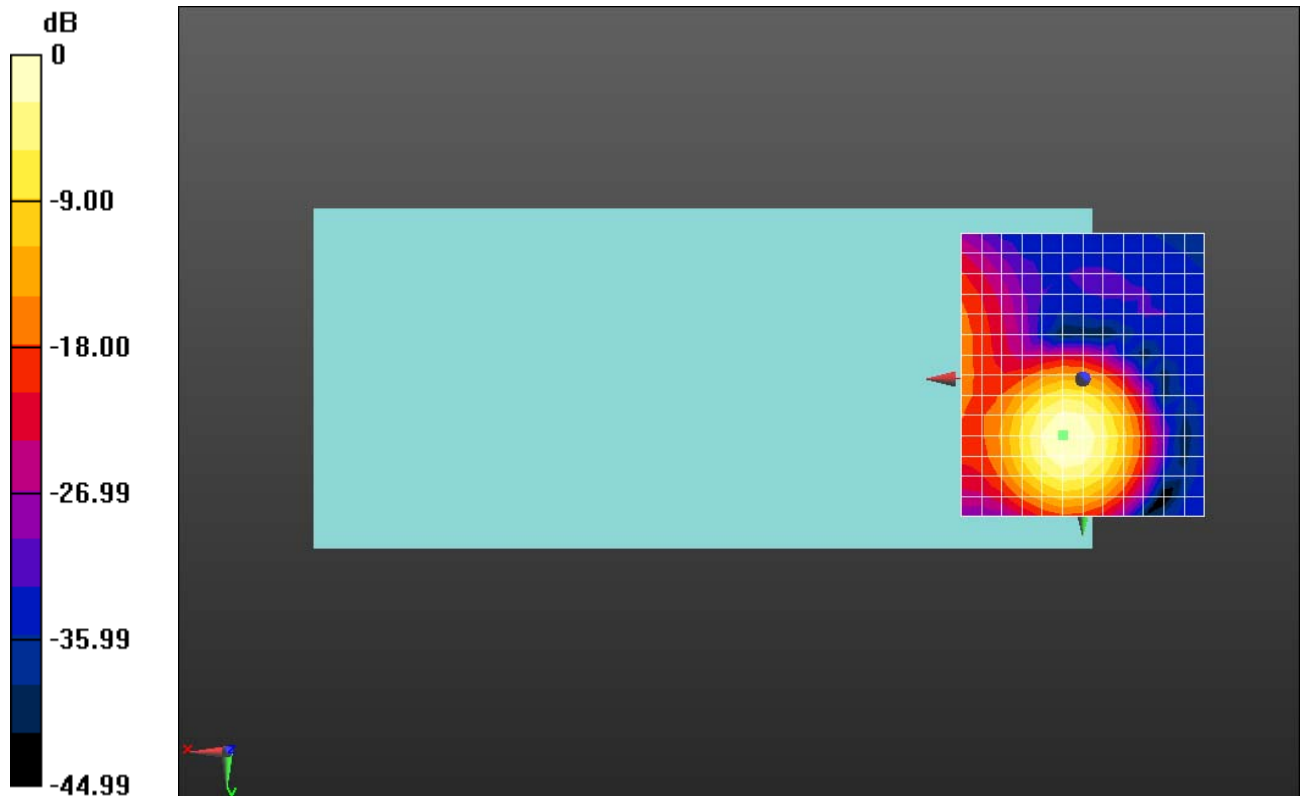
Ch189/z (axial) 4.2mm 50 x 50/ABM SNR(x,y,z) (13x15x1): Measurement grid: dx=10mm, dy=10mm

ABM1/ABM2 = 37.95 dB

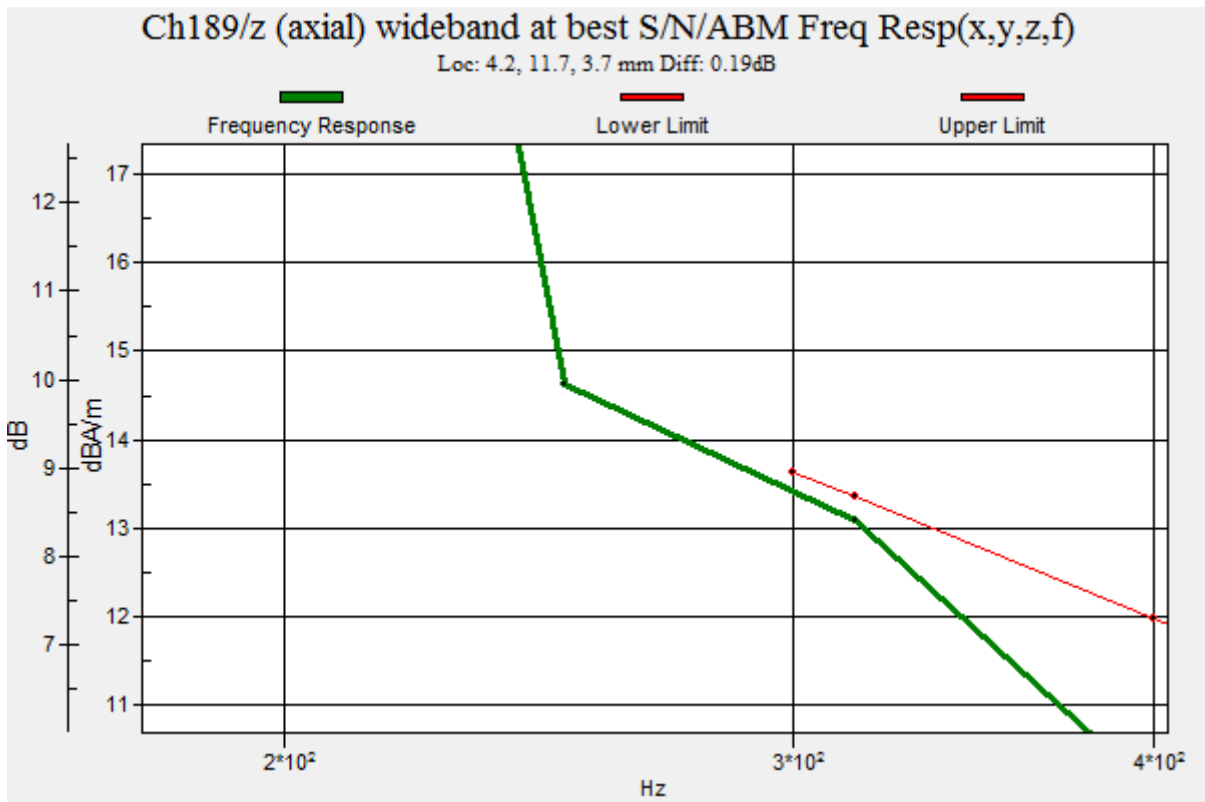
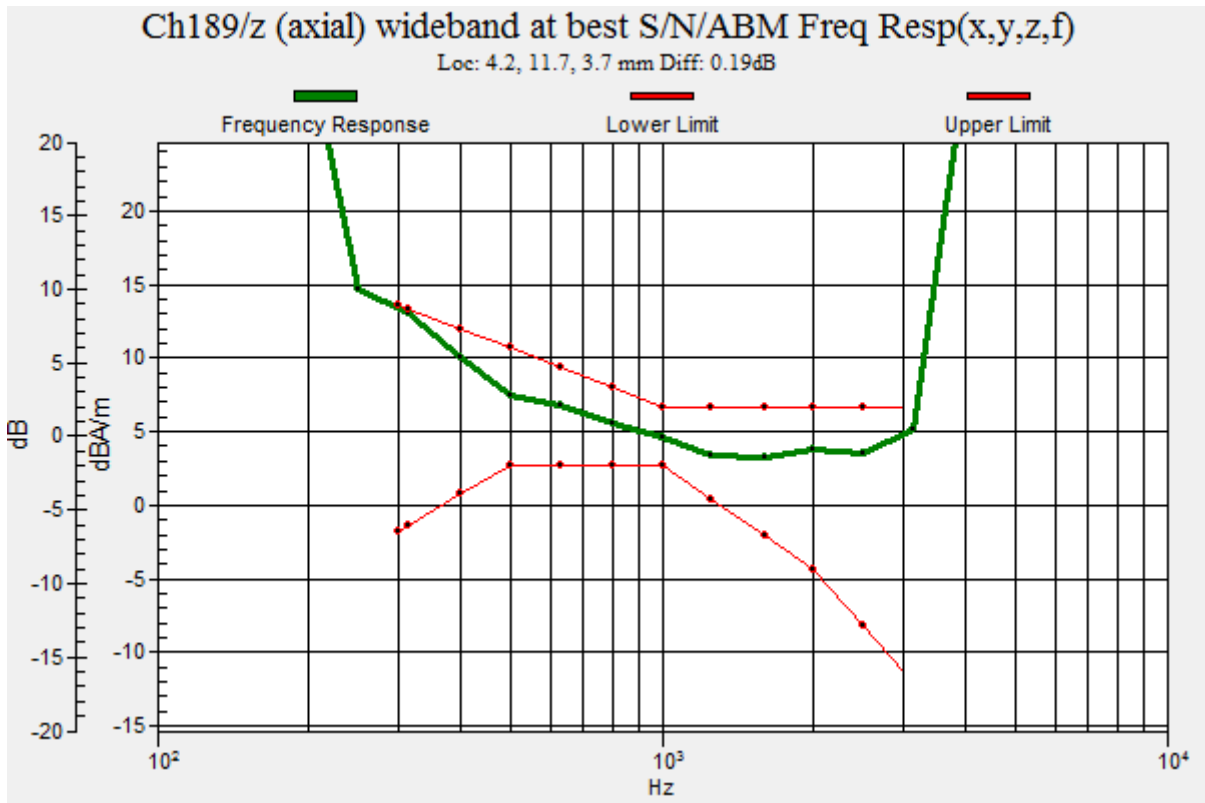
ABM1 comp = 7.49 dBA/m

BWC Factor = 0.15 dB

Location: 4.2, 11.7, 3.7 mm



0 dB = 78.99 = 37.95 dB



HAC_T-Coil_GSM850_GSM Voice_Ch189_Y

Communication System: UID 0, Generic GSM (0); Frequency: 836.6 MHz; Duty Cycle: 1:8.30042

Medium: Air Medium parameters used: $\sigma = 0$ S/m, $\epsilon_r = 1$; $\rho = 0$ kg/m³

Ambient Temperature : 23.2 °C

DASY5 Configuration:

- Probe: AM1DV3 - 3128; ; Calibrated: 2022.07.19
- Sensor-Surface: 0mm (Fix Surface)
- Electronics: DAE4 Sn480; Calibrated: 2022.06.22
- Phantom: HAC Test Arch with AMCC; Type: SD HAC P01 BA;
- Measurement SW: DASY52, Version 52.8 (8); SEMCAD X Version 14.6.10 (7331)

Ch189/y (transversal) 4.2mm 50 x 50/ABM SNR(x,y,z) (13x15x1): Measurement grid:

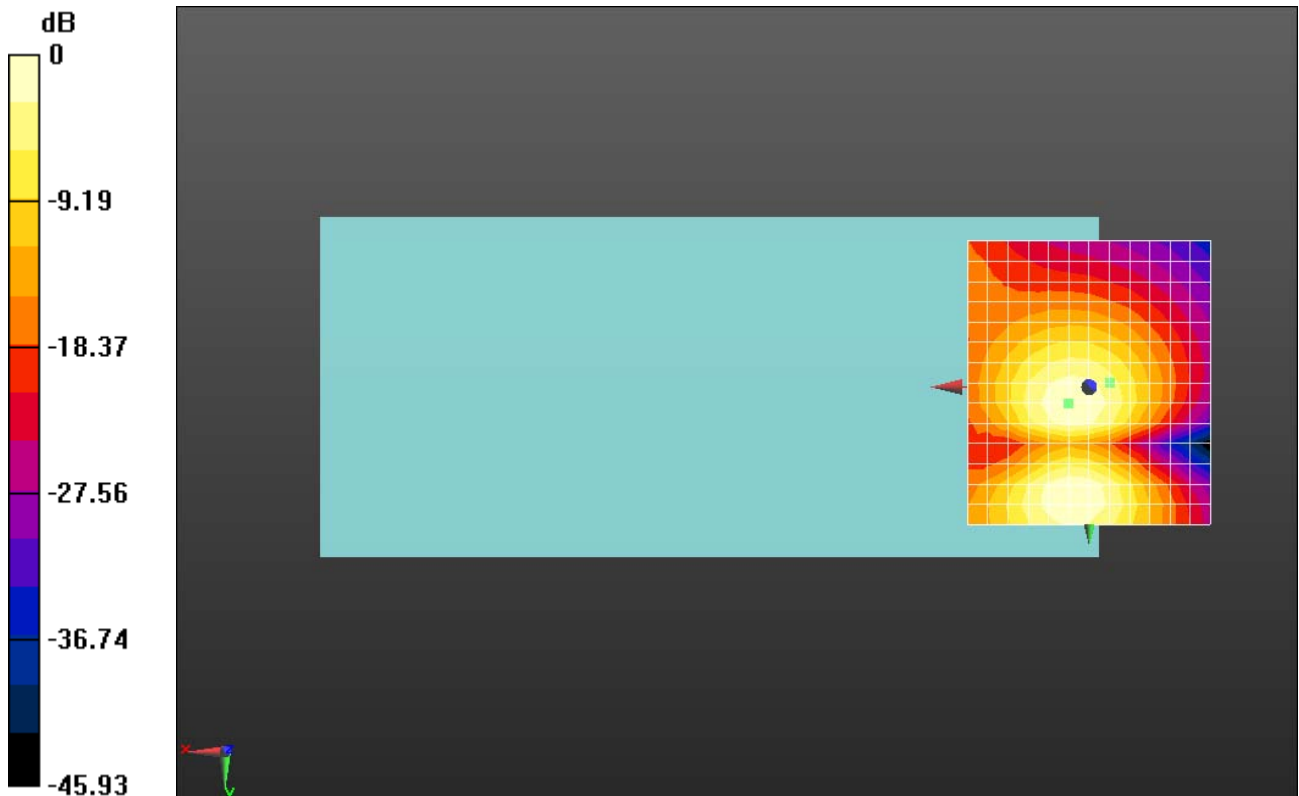
dx=10mm, dy=10mm

ABM1/ABM2 = 39.15 dB

ABM1 comp = -4.54 dBA/m

BWC Factor = 0.15 dB

Location: -4.2, -0.8, 3.7 mm



0 dB = 90.63 = 39.15 dB

HAC_T-Coil_GSM1900_GSM Voice_Ch661_Z

Communication System: UID 0, Generic GSM (0); Frequency: 1880 MHz; Duty Cycle: 1:8.30042

Medium: Air Medium parameters used: $\sigma = 0$ S/m, $\epsilon_r = 1$; $\rho = 0$ kg/m³

Ambient Temperature : 23.2 °C

DASY5 Configuration:

- Probe: AM1DV3 - 3128; ; Calibrated: 2022.07.19
- Sensor-Surface: 0mm (Fix Surface)
- Electronics: DAE4 Sn480; Calibrated: 2022.06.22
- Phantom: HAC Test Arch with AMCC; Type: SD HAC P01 BA;
- Measurement SW: DASY52, Version 52.8 (8); SEMCAD X Version 14.6.10 (7331)

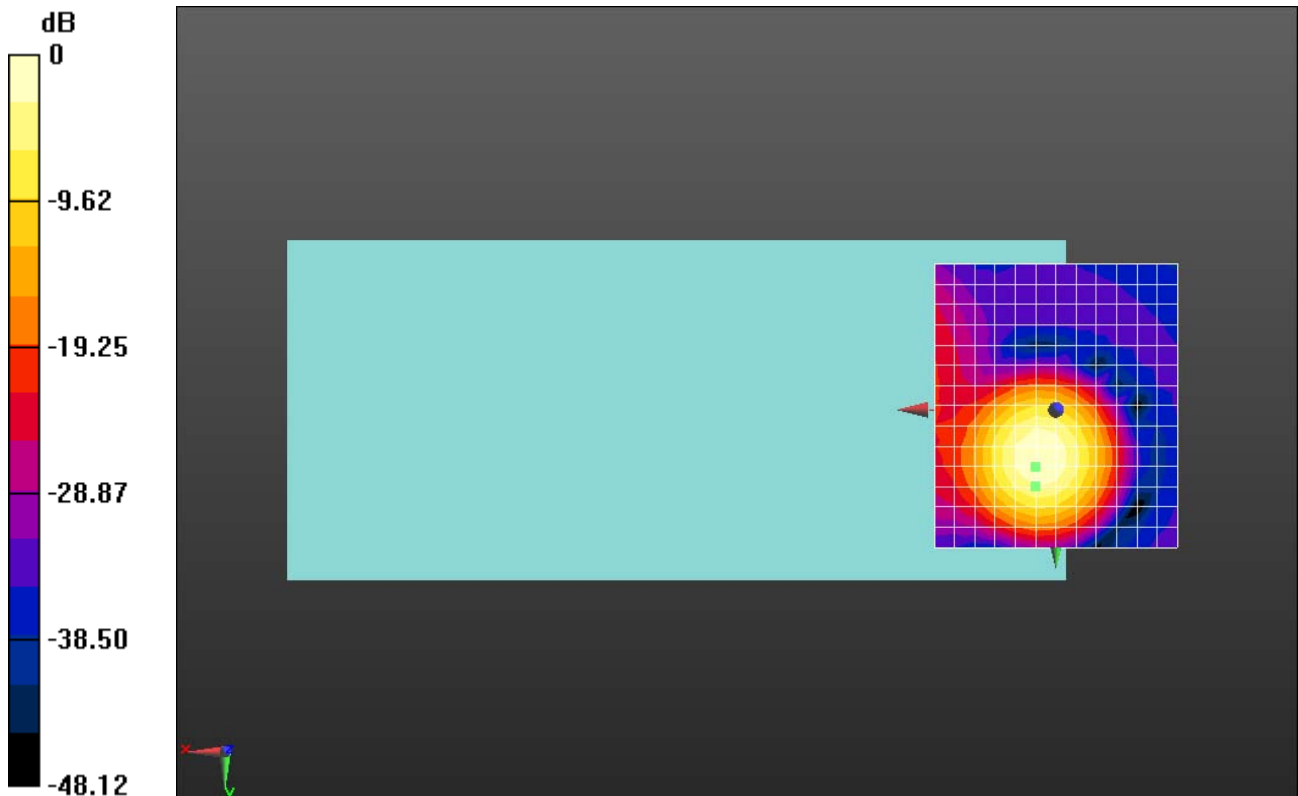
Ch661/z (axial) 4.2mm 50 x 50/ABM SNR(x,y,z) (13x15x1): Measurement grid: dx=10mm, dy=10mm

ABM1/ABM2 = 39.98 dB

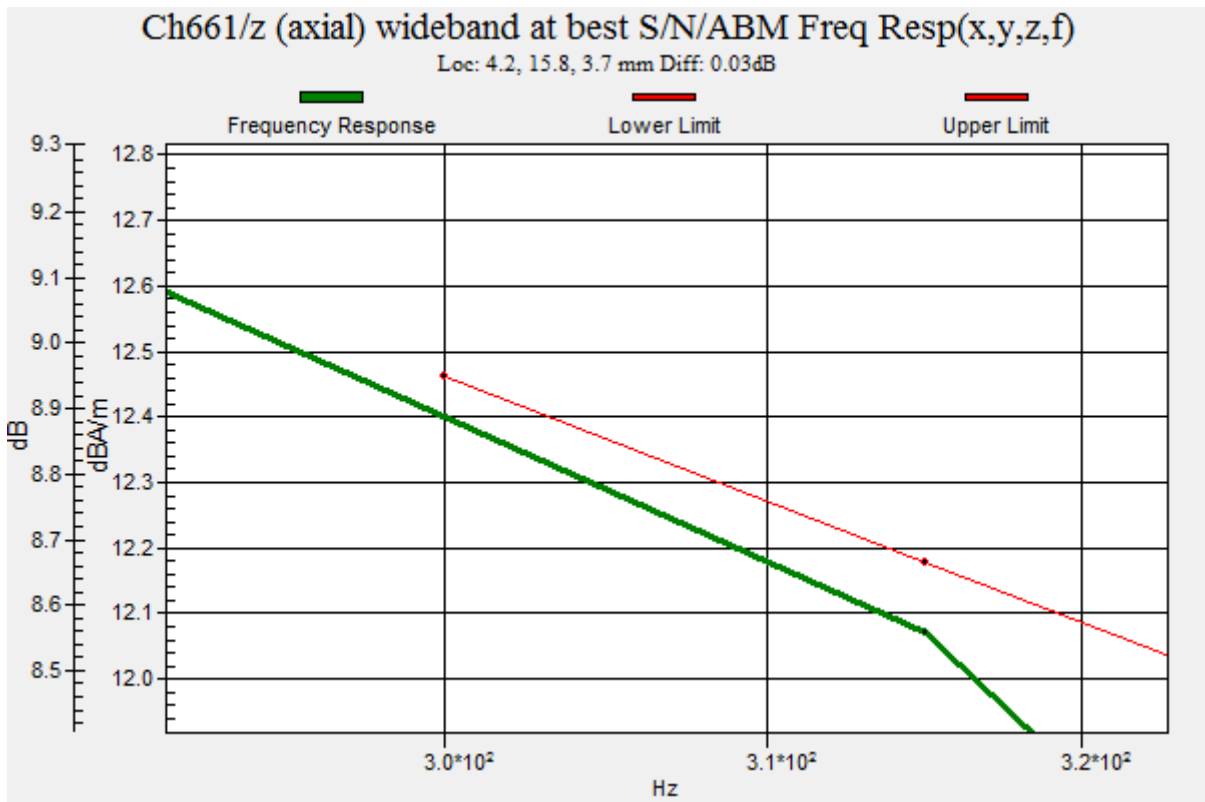
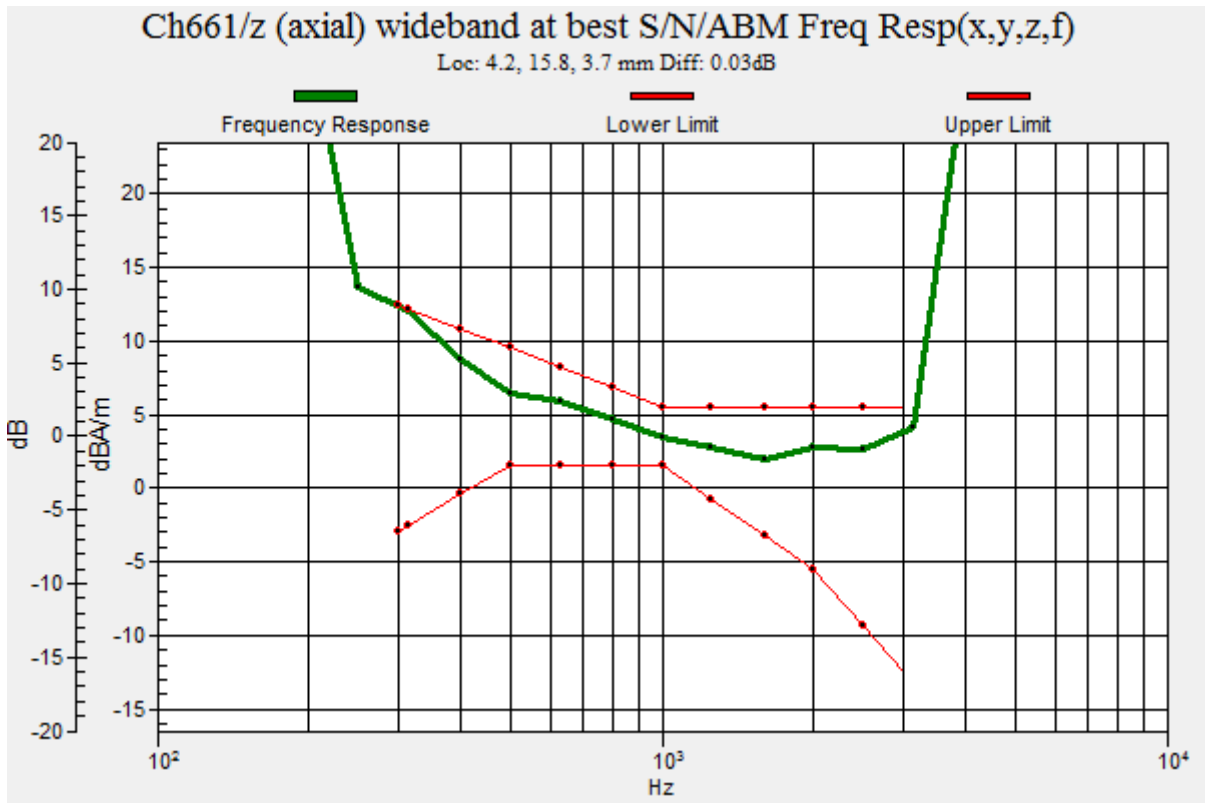
ABM1 comp = 5.79 dBA/m

BWC Factor = 0.14 dB

Location: 4.2, 15.8, 3.7 mm



0 dB = 118.1 = 39.98 dB



HAC_T-Coil_GSM1900_GSM Voice_Ch661_Y

Communication System: UID 0, Generic GSM (0); Frequency: 1880 MHz; Duty Cycle: 1:8.30042

Medium: Air Medium parameters used: $\sigma = 0$ S/m, $\epsilon_r = 1$; $\rho = 0$ kg/m³

Ambient Temperature : 23.2 °C

DASY5 Configuration:

- Probe: AM1DV3 - 3128; ; Calibrated: 2022.07.19
- Sensor-Surface: 0mm (Fix Surface)
- Electronics: DAE4 Sn480; Calibrated: 2022.06.22
- Phantom: HAC Test Arch with AMCC; Type: SD HAC P01 BA;
- Measurement SW: DASY52, Version 52.8 (8); SEMCAD X Version 14.6.10 (7331)

Ch661/y (transversal) 4.2mm 50 x 50/ABM SNR(x,y,z) (13x15x1): Measurement grid:


dx=10mm, dy=10mm

ABM1/ABM2 = 38.34 dB

ABM1 comp = -3.79 dBA/m

BWC Factor = 0.14 dB

Location: 4.2, -5, 3.7 mm



0 dB = 112.5 = 38.34 dB

HAC_T-Coil_WCDMA Band II_AMR 12.12Kbps_Ch9400_Z

Communication System: UID 10011 - CAB, UMTS-FDD (WCDMA); Frequency: 1880 MHz; Duty Cycle: 1:1.95434

Medium: Air Medium parameters used: $\sigma = 0$ S/m, $\epsilon_r = 1$; $\rho = 0$ kg/m³

Ambient Temperature : 23.2 °C

DASY5 Configuration:

- Probe: AM1DV3 - 3128; ; Calibrated: 2022.07.19
- Sensor-Surface: 0mm (Fix Surface)
- Electronics: DAE4 Sn480; Calibrated: 2022.06.22
- Phantom: HAC Test Arch with AMCC; Type: SD HAC P01 BA;
- Measurement SW: DASY52, Version 52.8 (8); SEMCAD X Version 14.6.10 (7331)

Ch9400/z (axial) 4.2mm 50 x 50/ABM SNR(x,y,z) (13x15x1): Measurement grid:

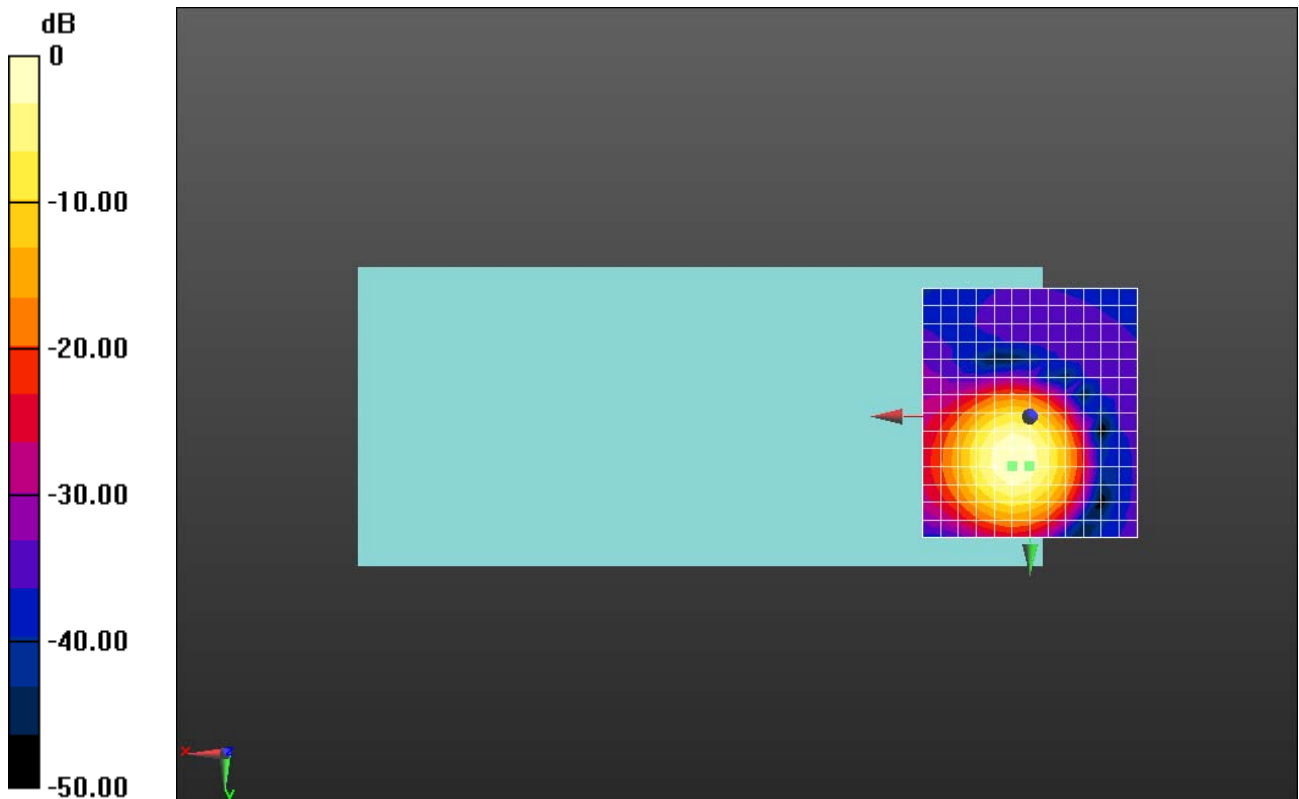
dx=10mm, dy=10mm

ABM1/ABM2 = 44.59 dB

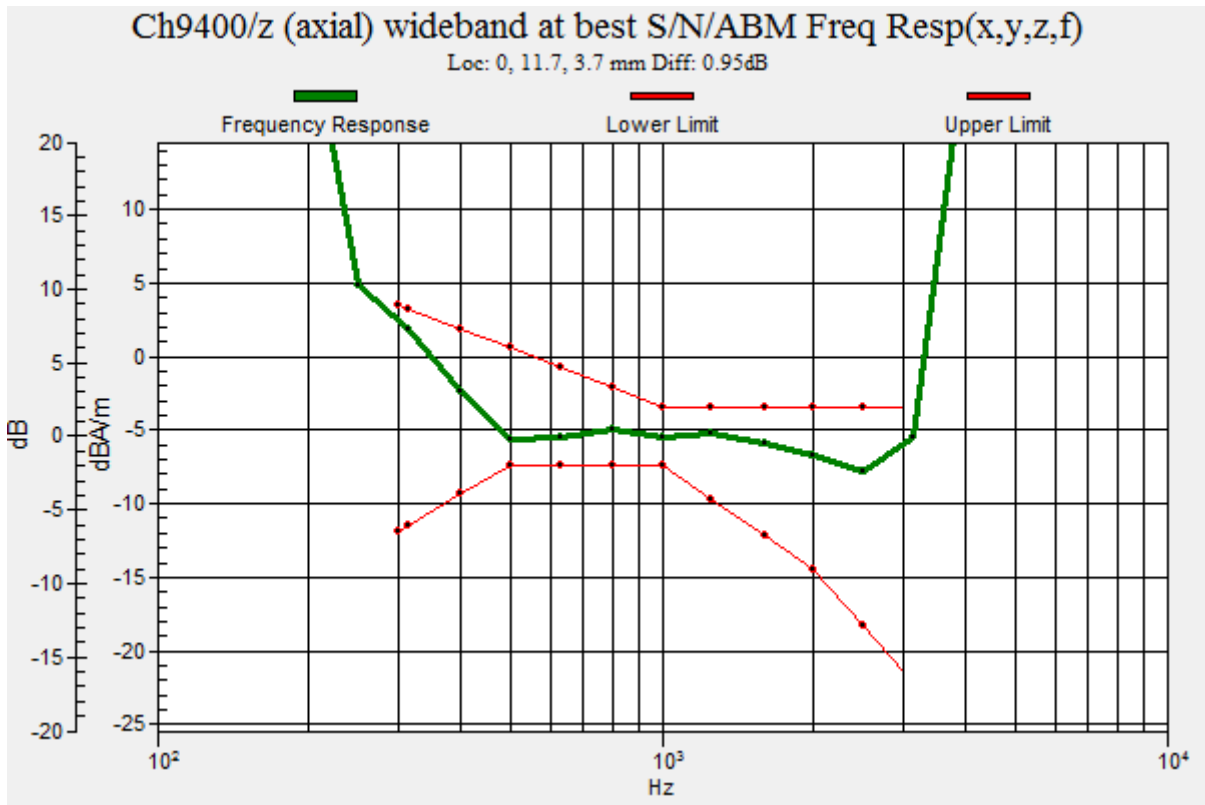
ABM1 comp = -8.86 dBA/m

BWC Factor = 0.17 dB

Location: 0, 11.7, 3.7 mm



0 dB = 169.6 = 44.59 dB



HAC_T-Coil_WCDMA Band II_AMR 12.12Kbps_Ch9400_Y

Communication System: UID 10011 - CAB, UMTS-FDD (WCDMA); Frequency: 1880 MHz; Duty Cycle: 1:1.95434

Medium: Air Medium parameters used: $\sigma = 0$ S/m, $\epsilon_r = 1$; $\rho = 0$ kg/m³

Ambient Temperature : 23.2 °C

DASY5 Configuration:

- Probe: AM1DV3 - 3128; ; Calibrated: 2022.07.19
- Sensor-Surface: 0mm (Fix Surface)
- Electronics: DAE4 Sn480; Calibrated: 2022.06.22
- Phantom: HAC Test Arch with AMCC; Type: SD HAC P01 BA;
- Measurement SW: DASY52, Version 52.8 (8); SEMCAD X Version 14.6.10 (7331)

Ch9400/y (transversal) 4.2mm 50 x 50/ABM SNR(x,y,z) (13x15x1): Measurement grid:


dx=10mm, dy=10mm

ABM1/ABM2 = 35.00 dB

ABM1 comp = -15.89 dBA/m

BWC Factor = 0.17 dB

Location: 4.2, 20, 3.7 mm



0 dB = 56.21 = 35.00 dB

HAC_T-Coil_WCDMA Band IV_AMR 12.12Kbps_Ch1413_Z

Communication System: UID 10011 - CAB, UMTS-FDD (WCDMA); Frequency: 1732.4 MHz; Duty Cycle: 1:1.95434

Medium: Air Medium parameters used: $\sigma = 0$ S/m, $\epsilon_r = 1$; $\rho = 0$ kg/m³

Ambient Temperature : 23.2 °C

DASY5 Configuration:

- Probe: AM1DV3 - 3128; ; Calibrated: 2022.07.19
- Sensor-Surface: 0mm (Fix Surface)
- Electronics: DAE4 Sn480; Calibrated: 2022.06.22
- Phantom: HAC Test Arch with AMCC; Type: SD HAC P01 BA;
- Measurement SW: DASY52, Version 52.8 (8); SEMCAD X Version 14.6.10 (7331)

Ch1413/z (axial) 4.2mm 50 x 50/ABM SNR(x,y,z) (13x15x1): Measurement grid:

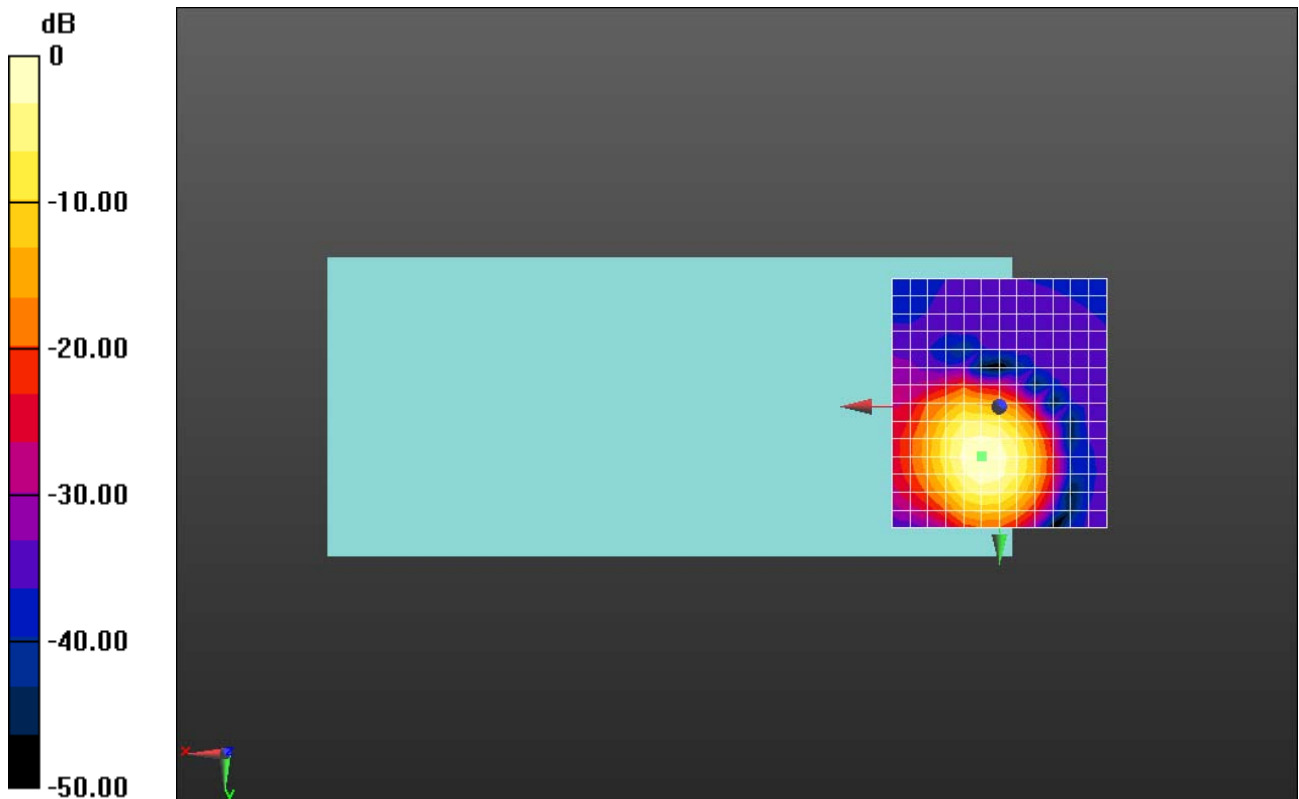
dx=10mm, dy=10mm

ABM1/ABM2 = 44.80 dB

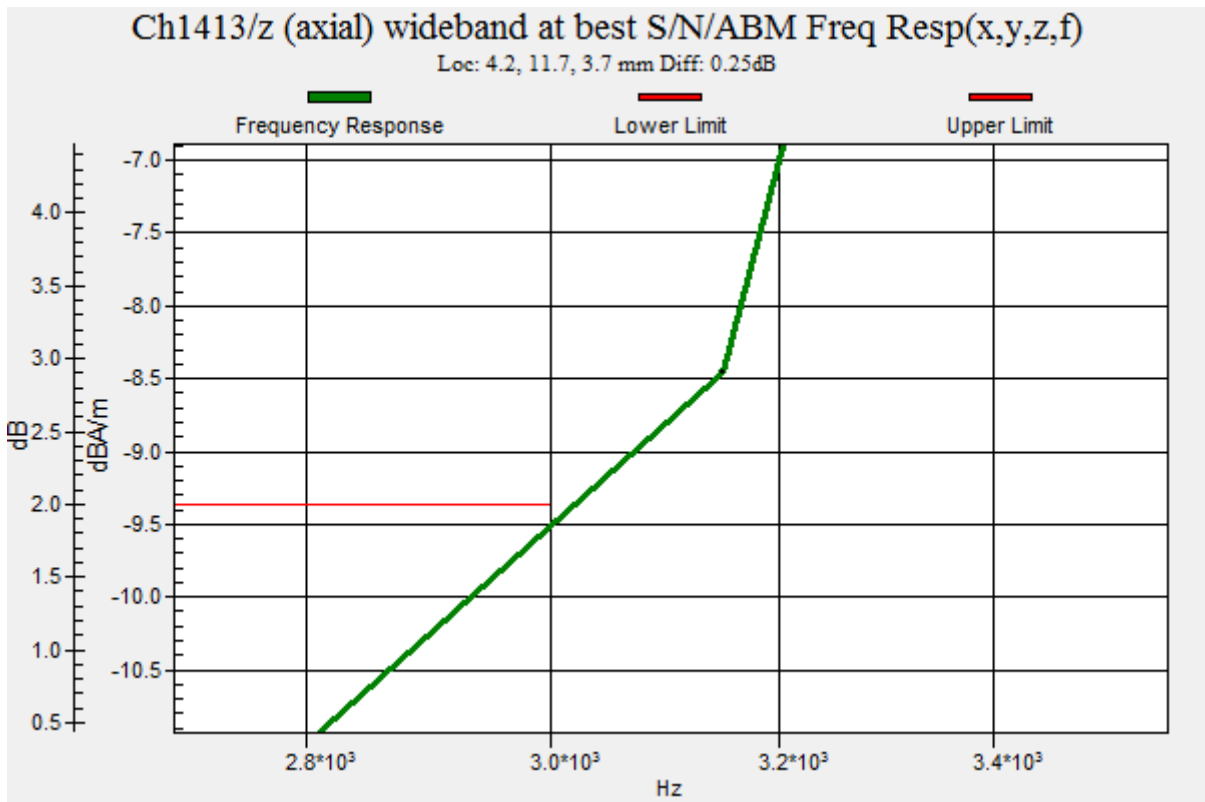
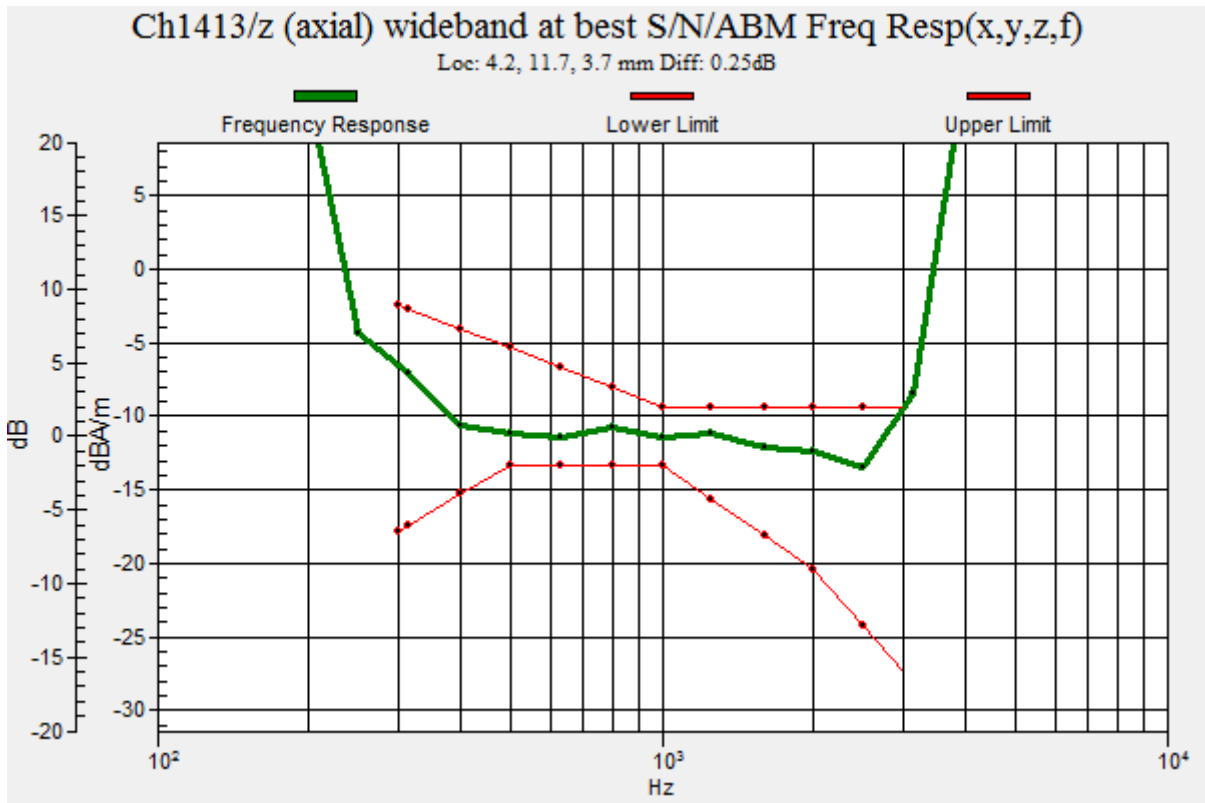
ABM1 comp = -7.84 dBA/m

BWC Factor = 0.17 dB

Location: 4.2, 11.7, 3.7 mm



0 dB = 173.7 = 44.80 dB



HAC_T-Coil_WCDMA Band IV_AMR 12.12Kbps_Ch1413_Y

Communication System: UID 10011 - CAB, UMTS-FDD (WCDMA); Frequency: 1732.4 MHz; Duty Cycle: 1:1.95434

Medium: Air Medium parameters used: $\sigma = 0$ S/m, $\epsilon_r = 1$; $\rho = 0$ kg/m³

Ambient Temperature : 23.2 °C

DASY5 Configuration:

- Probe: AM1DV3 - 3128; ; Calibrated: 2022.07.19
- Sensor-Surface: 0mm (Fix Surface)
- Electronics: DAE4 Sn480; Calibrated: 2022.06.22
- Phantom: HAC Test Arch with AMCC; Type: SD HAC P01 BA;
- Measurement SW: DASY52, Version 52.8 (8); SEMCAD X Version 14.6.10 (7331)

Ch1413/y (transversal) 4.2mm 50 x 50/ABM SNR(x,y,z) (13x15x1): Measurement grid:

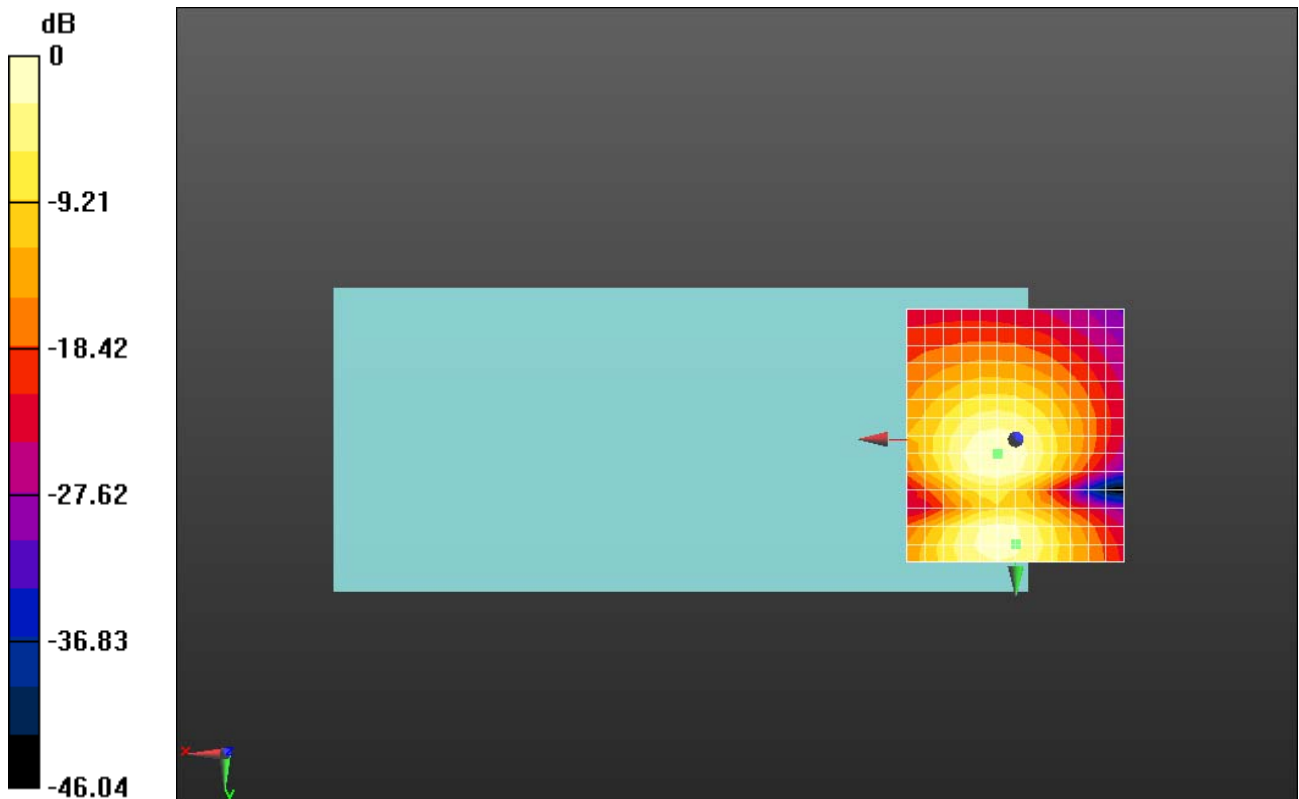
dx=10mm, dy=10mm

ABM1/ABM2 = 36.22 dB

ABM1 comp = -16.99 dBA/m

BWC Factor = 0.17 dB

Location: 0, 24.2, 3.7 mm



0 dB = 64.69 = 36.22 dB

HAC_T-Coil_WCDMA Band V_AMR 12.12Kbps_Ch4182_Z

Communication System: UID 10011 - CAB, UMTS-FDD (WCDMA); Frequency: 836.4 MHz; Duty Cycle: 1:1.95434

Medium: Air Medium parameters used: $\sigma = 0$ S/m, $\epsilon_r = 1$; $\rho = 0$ kg/m³

Ambient Temperature : 23.2 °C

DASY5 Configuration:

- Probe: AM1DV3 - 3128; ; Calibrated: 2022.07.19
- Sensor-Surface: 0mm (Fix Surface)
- Electronics: DAE4 Sn480; Calibrated: 2022.06.22
- Phantom: HAC Test Arch with AMCC; Type: SD HAC P01 BA;
- Measurement SW: DASY52, Version 52.8 (8); SEMCAD X Version 14.6.10 (7331)

Ch4182/z (axial) 4.2mm 50 x 50/ABM SNR(x,y,z) (13x15x1): Measurement grid:

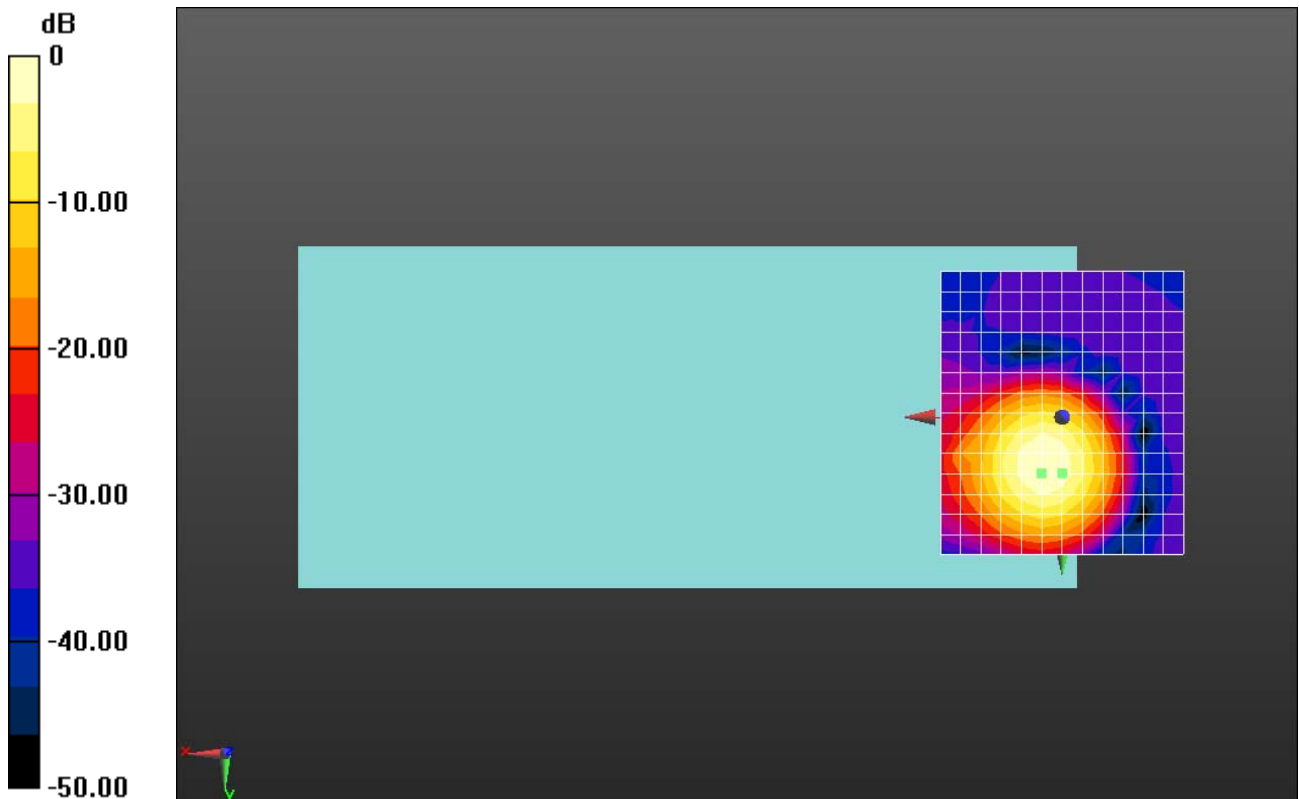
dx=10mm, dy=10mm

ABM1/ABM2 = 44.57 dB

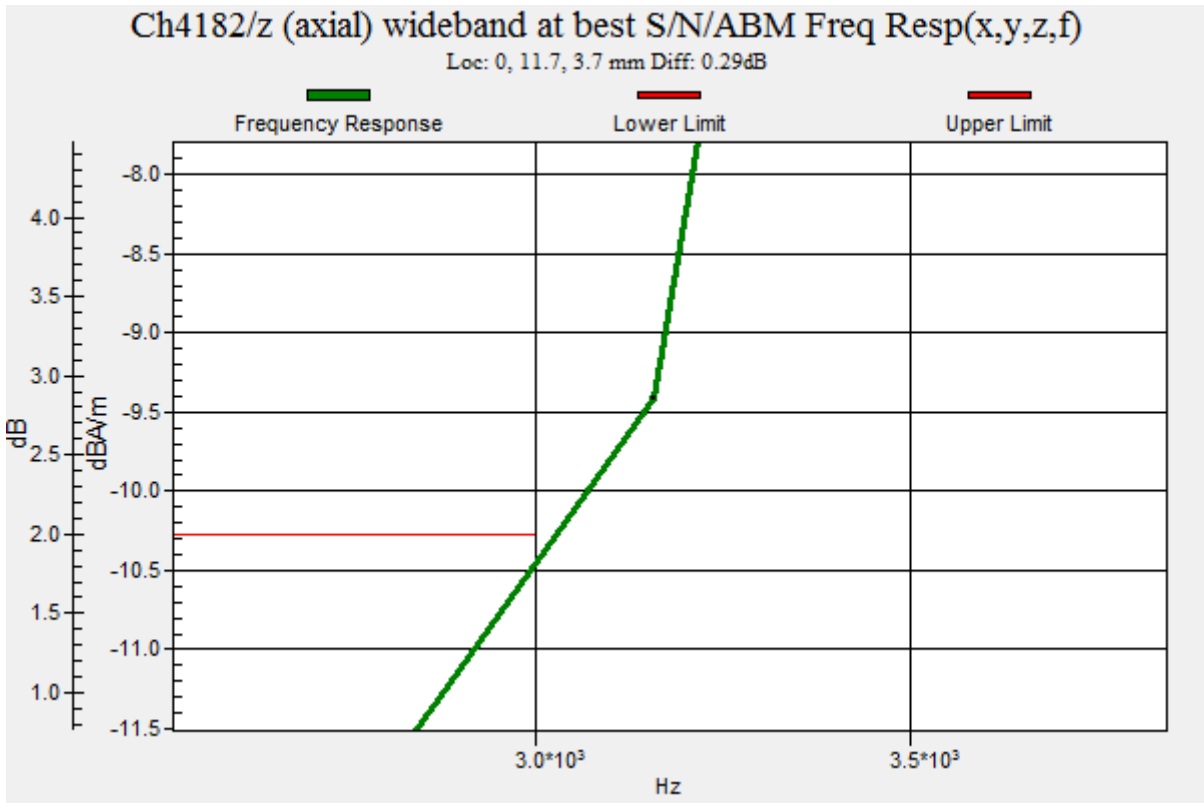
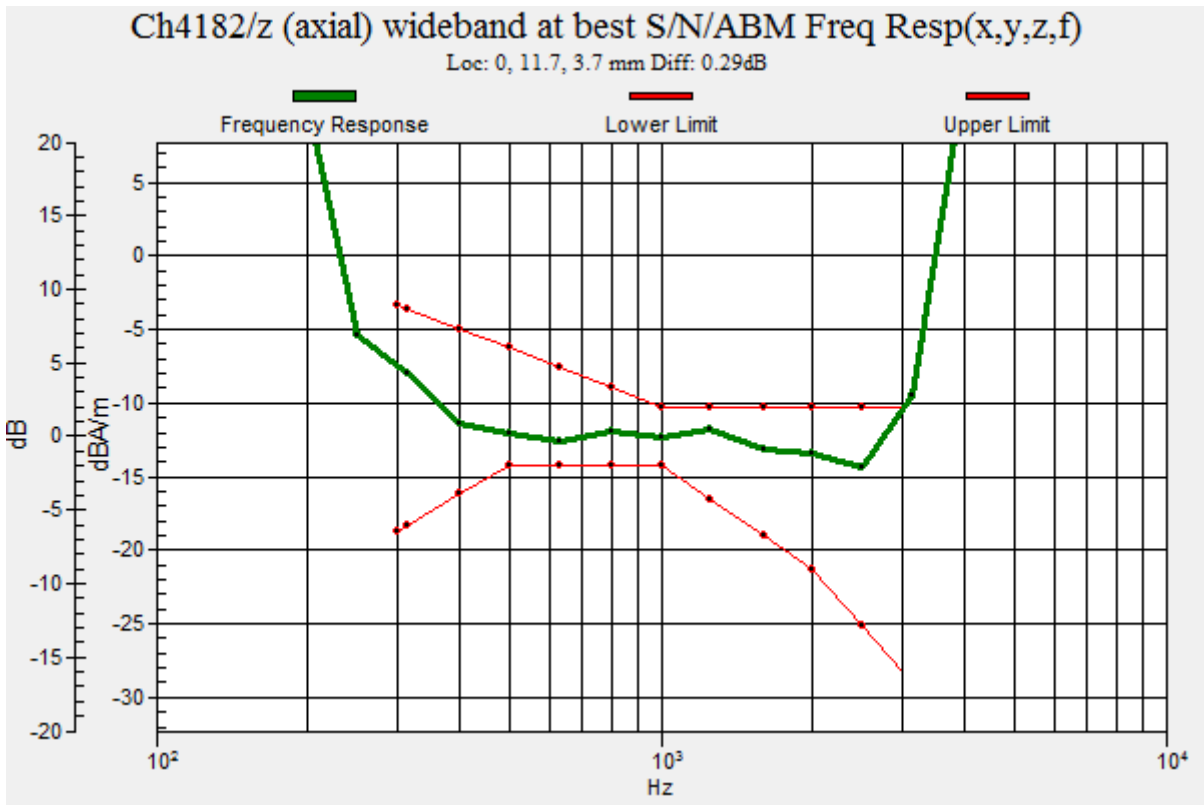
ABM1 comp = -9.17 dBA/m

BWC Factor = 0.17 dB

Location: 0, 11.7, 3.7 mm



0 dB = 169.2 = 44.57 dB



HAC_T-Coil_WCDMA Band V_AMR 12.12Kbps_Ch4182_Y

Communication System: UID 10011 - CAB, UMTS-FDD (WCDMA); Frequency: 836.4 MHz; Duty Cycle: 1:1.95434

Medium: Air Medium parameters used: $\sigma = 0$ S/m, $\epsilon_r = 1$; $\rho = 0$ kg/m³

Ambient Temperature : 23.2 °C

DASY5 Configuration:

- Probe: AM1DV3 - 3128; ; Calibrated: 2022.07.19
- Sensor-Surface: 0mm (Fix Surface)
- Electronics: DAE4 Sn480; Calibrated: 2022.06.22
- Phantom: HAC Test Arch with AMCC; Type: SD HAC P01 BA;
- Measurement SW: DASY52, Version 52.8 (8); SEMCAD X Version 14.6.10 (7331)

Ch4182/y (transversal) 4.2mm 50 x 50/ABM SNR(x,y,z) (13x15x1): Measurement grid:

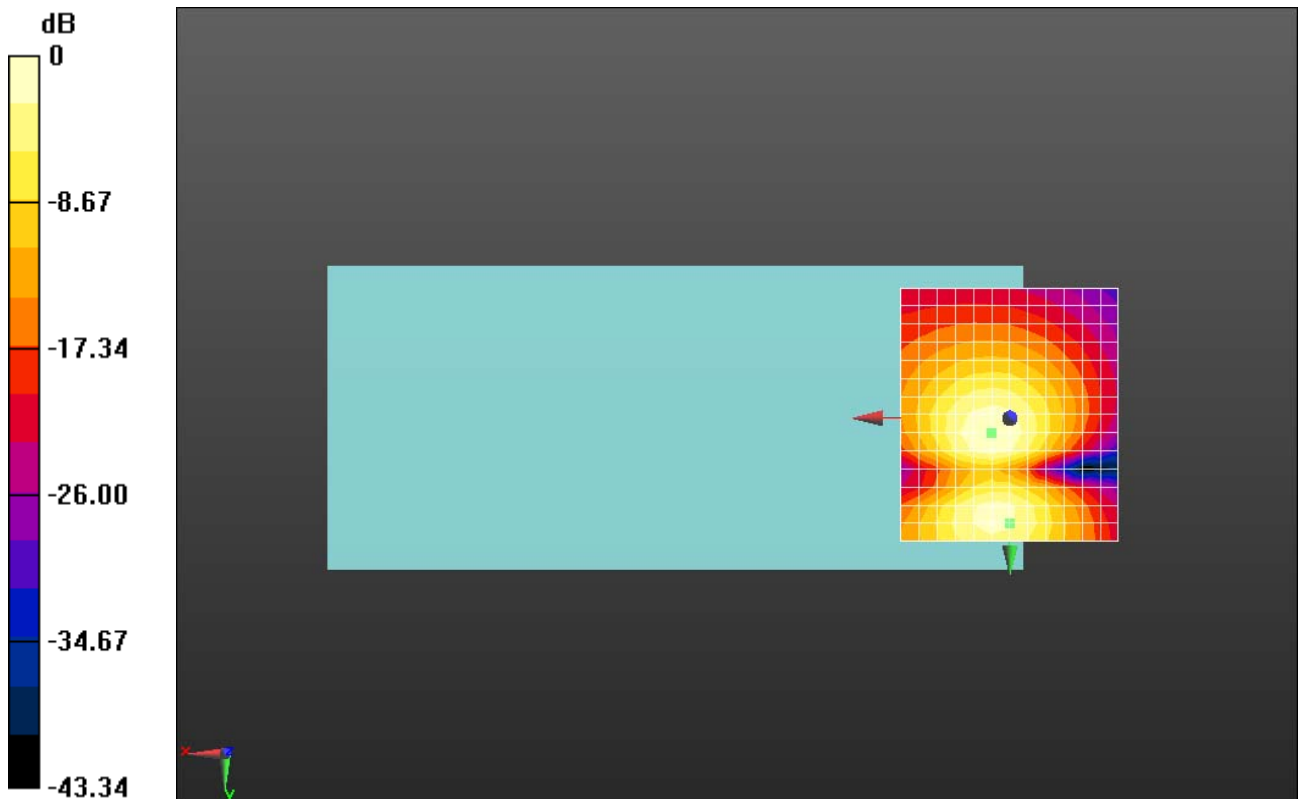
dx=10mm, dy=10mm

ABM1/ABM2 = 35.94 dB

ABM1 comp = -17.05 dBA/m

BWC Factor = 0.17 dB

Location: 0, 24.2, 3.7 mm



0 dB = 62.69 = 35.94 dB

HAC_T-Coil_LTE Band 2_20M_QPSK_1RB_0offset_12.2Kbps_Ch18900_Z

Communication System: UID 10169 - CAB, LTE-FDD (SC-FDMA, 1 RB, 20 MHz, QPSK);
Frequency: 1880 MHz; Duty Cycle: 1:3.74111

Medium: Air Medium parameters used: $\sigma = 0$ S/m, $\epsilon_r = 1$; $\rho = 0$ kg/m³

Ambient Temperature : 23.2 °C

DASY5 Configuration:

- Probe: AM1DV3 - 3128; ; Calibrated: 2022.07.19
- Sensor-Surface: 0mm (Fix Surface)
- Electronics: DAE4 Sn480; Calibrated: 2022.06.22
- Phantom: HAC Test Arch with AMCC; Type: SD HAC P01 BA;
- Measurement SW: DASY52, Version 52.8 (8); SEMCAD X Version 14.6.10 (7331)

Ch18900/z (axial) 4.2mm 50 x 50/ABM SNR(x,y,z) (13x15x1): Measurement grid:

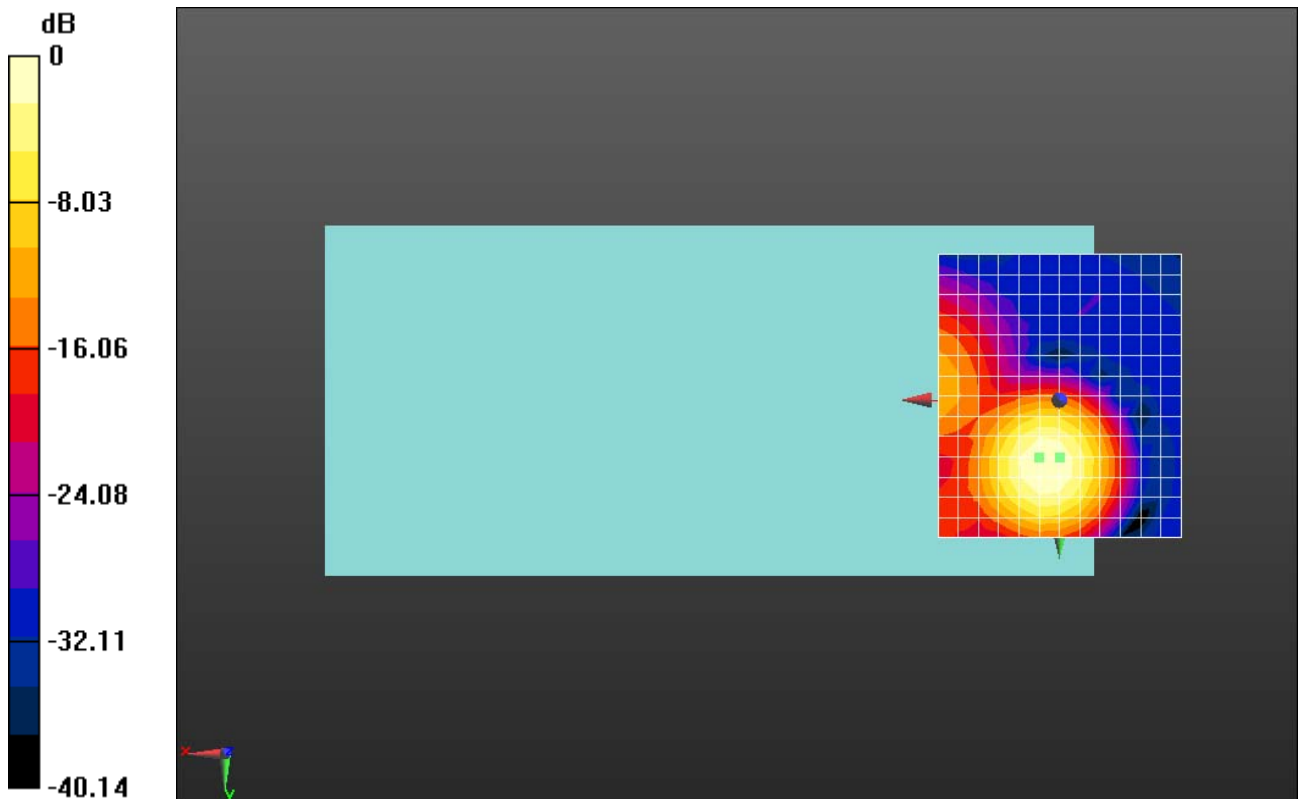
dx=10mm, dy=10mm

ABM1/ABM2 = 41.66 dB

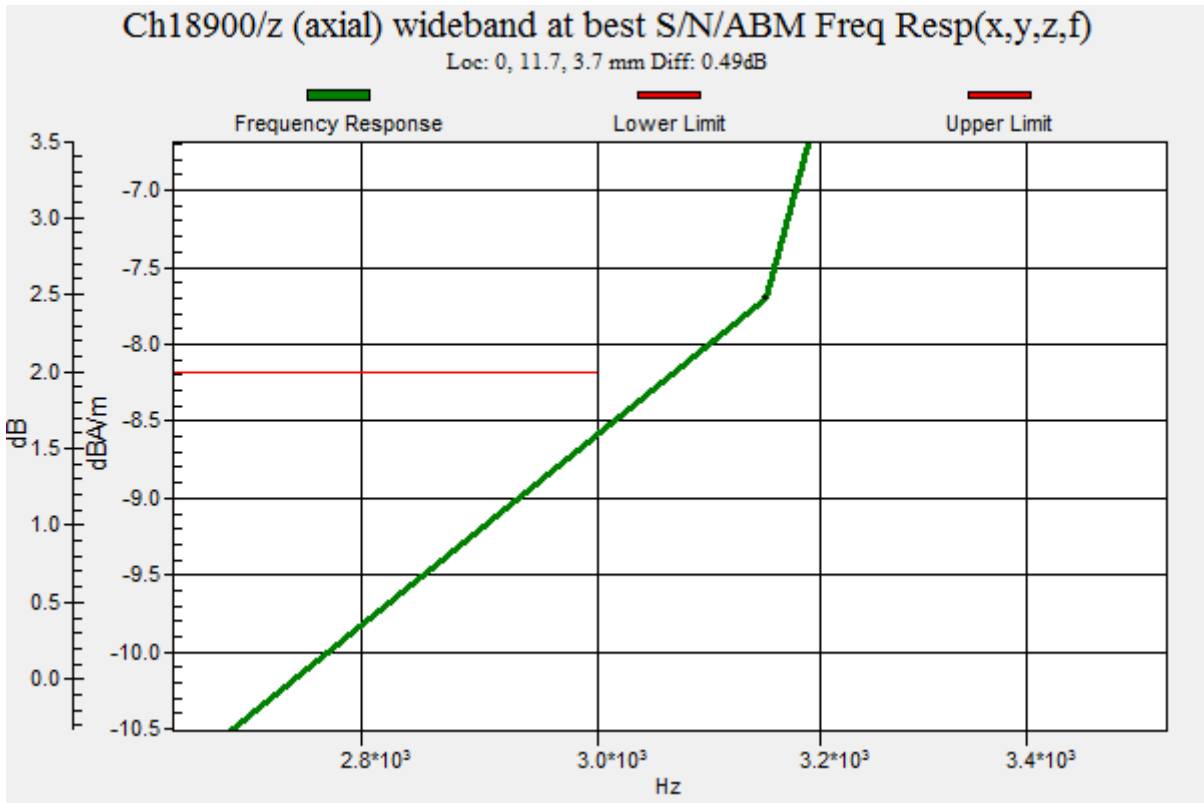
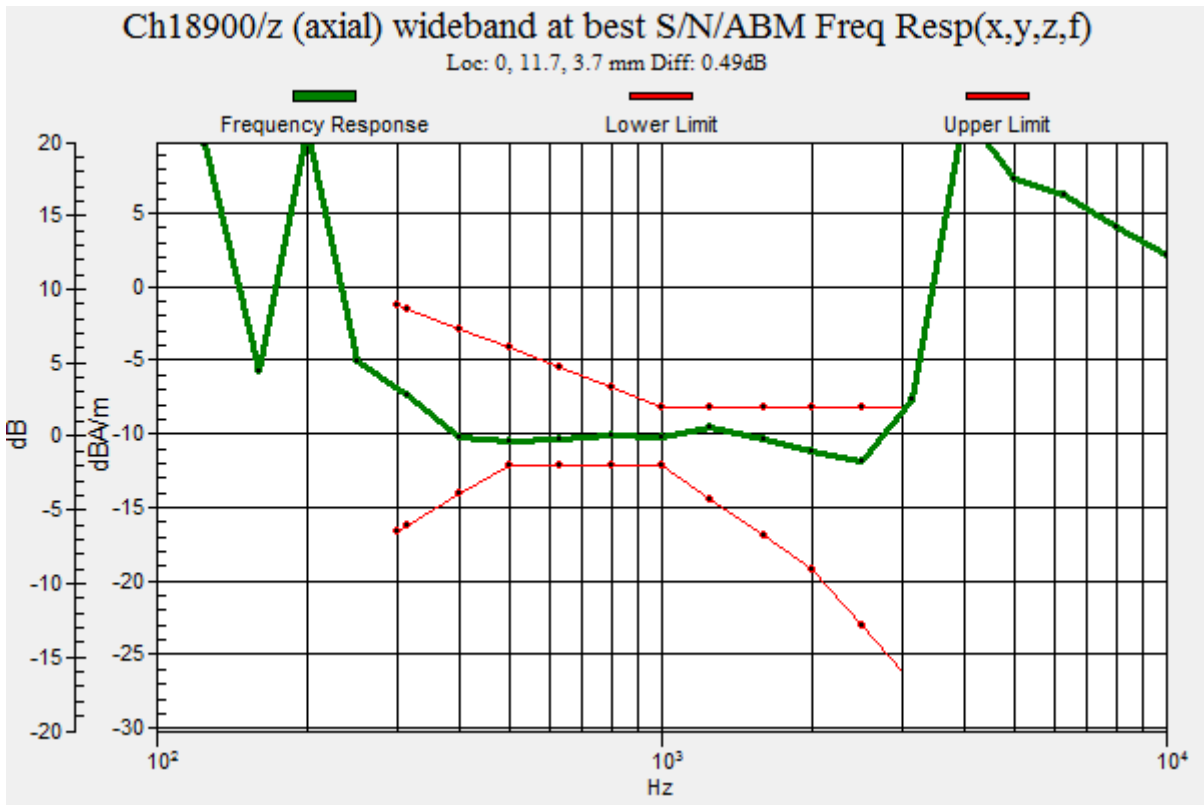
ABM1 comp = -10.97 dBA/m

BWC Factor = 0.16 dB

Location: 0, 11.7, 3.7 mm



0 dB = 39.17 = 41.66 dB



HAC_T-Coil_LTE Band 2_20M_QPSK_1RB_0offset_12.2Kbps_Ch189000_Y

Communication System: UID 10169 - CAB, LTE-FDD (SC-FDMA, 1 RB, 20 MHz, QPSK);
Frequency: 1880 MHz; Duty Cycle: 1:3.74111

Medium: Air Medium parameters used: $\sigma = 0$ S/m, $\epsilon_r = 1$; $\rho = 0$ kg/m³

Ambient Temperature : 23.2 °C

DASY5 Configuration:

- Probe: AM1DV3 - 3128; ; Calibrated: 2022.07.19
- Sensor-Surface: 0mm (Fix Surface)
- Electronics: DAE4 Sn480; Calibrated: 2022.06.22
- Phantom: HAC Test Arch with AMCC; Type: SD HAC P01 BA;
- Measurement SW: DASY52, Version 52.8 (8); SEMCAD X Version 14.6.10 (7331)

Ch18900/y (transversal) 4.2mm 50 x 50/ABM SNR(x,y,z) (13x15x1): Measurement grid:

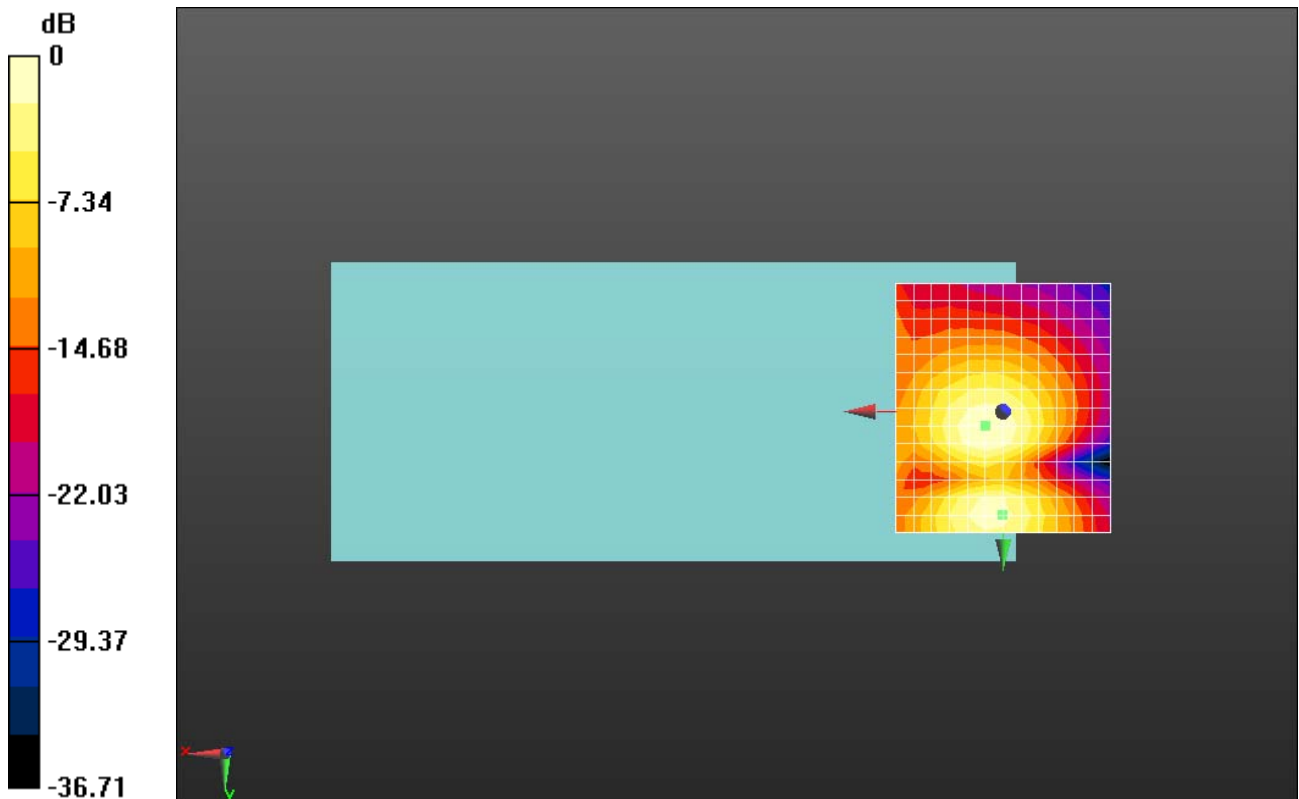
dx=10mm, dy=10mm

ABM1/ABM2 = 32.85 dB

ABM1 comp = -16.32 dBA/m

BWC Factor = 0.17 dB

Location: 0, 24.2, 3.7 mm



0 dB = 36.61 = 31.27 dB

HAC_T-Coil_LTE Band 4_20M_QPSK_1RB_0offset_12.2Kbps_Ch20175_Z

Communication System: UID 10169 - CAB, LTE-FDD (SC-FDMA, 1 RB, 20 MHz, QPSK);
Frequency: 1732.5 MHz; Duty Cycle: 1:3.74111

Medium: Air Medium parameters used: $\sigma = 0$ S/m, $\epsilon_r = 1$; $\rho = 0$ kg/m³

Ambient Temperature : 23.2 °C

DASY5 Configuration:

- Probe: AM1DV3 - 3128; ; Calibrated: 2022.07.19
- Sensor-Surface: 0mm (Fix Surface)
- Electronics: DAE4 Sn480; Calibrated: 2022.06.22
- Phantom: HAC Test Arch with AMCC; Type: SD HAC P01 BA;
- Measurement SW: DASY52, Version 52.8 (8); SEMCAD X Version 14.6.10 (7331)

Ch20175/z (axial) 4.2mm 50 x 50/ABM SNR(x,y,z) (13x15x1): Measurement grid:

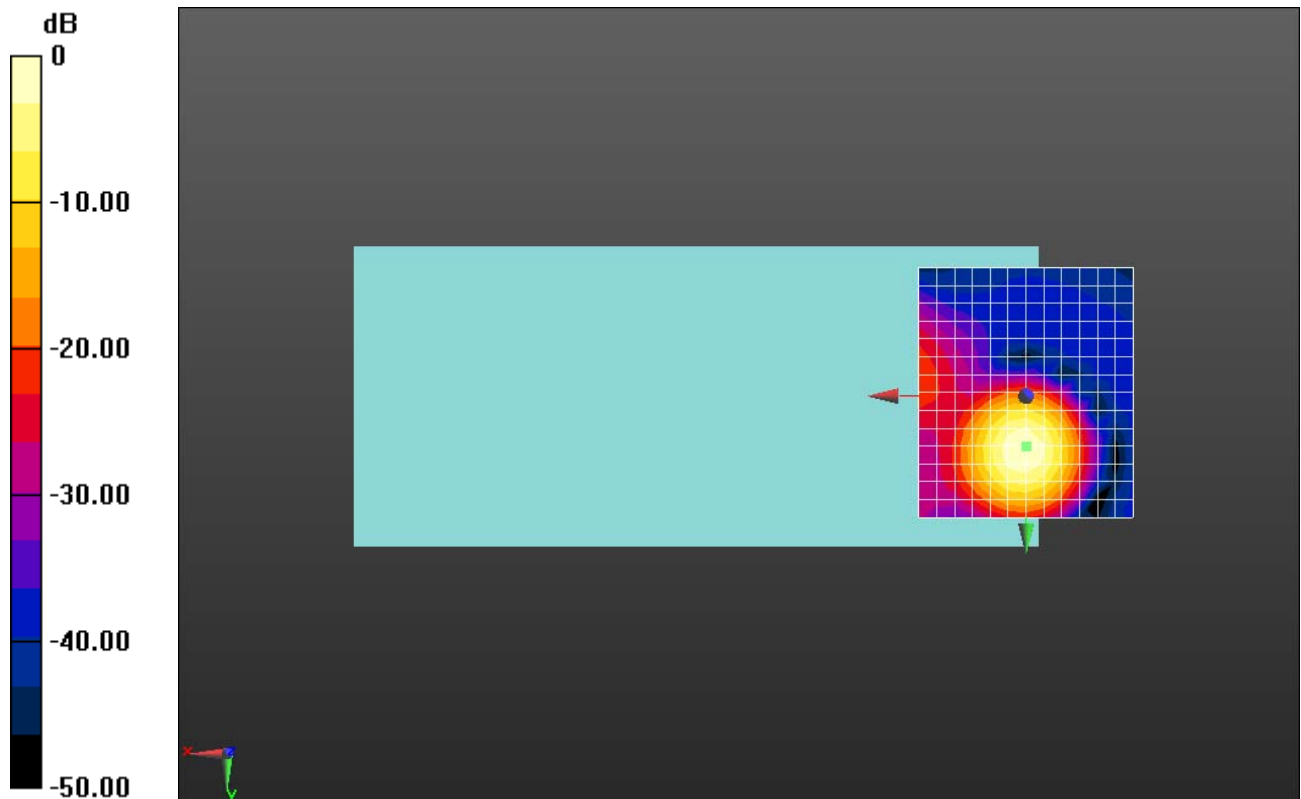
dx=10mm, dy=10mm

ABM1/ABM2 = 43.13 dB

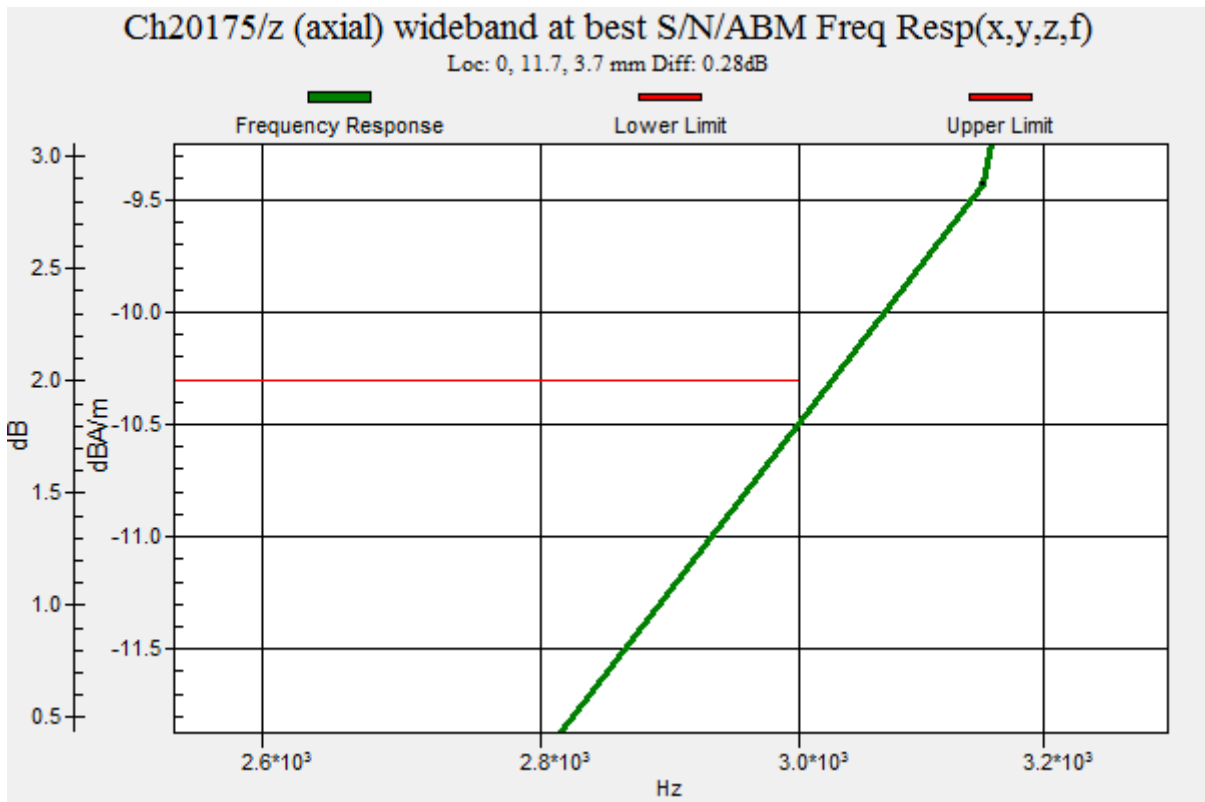
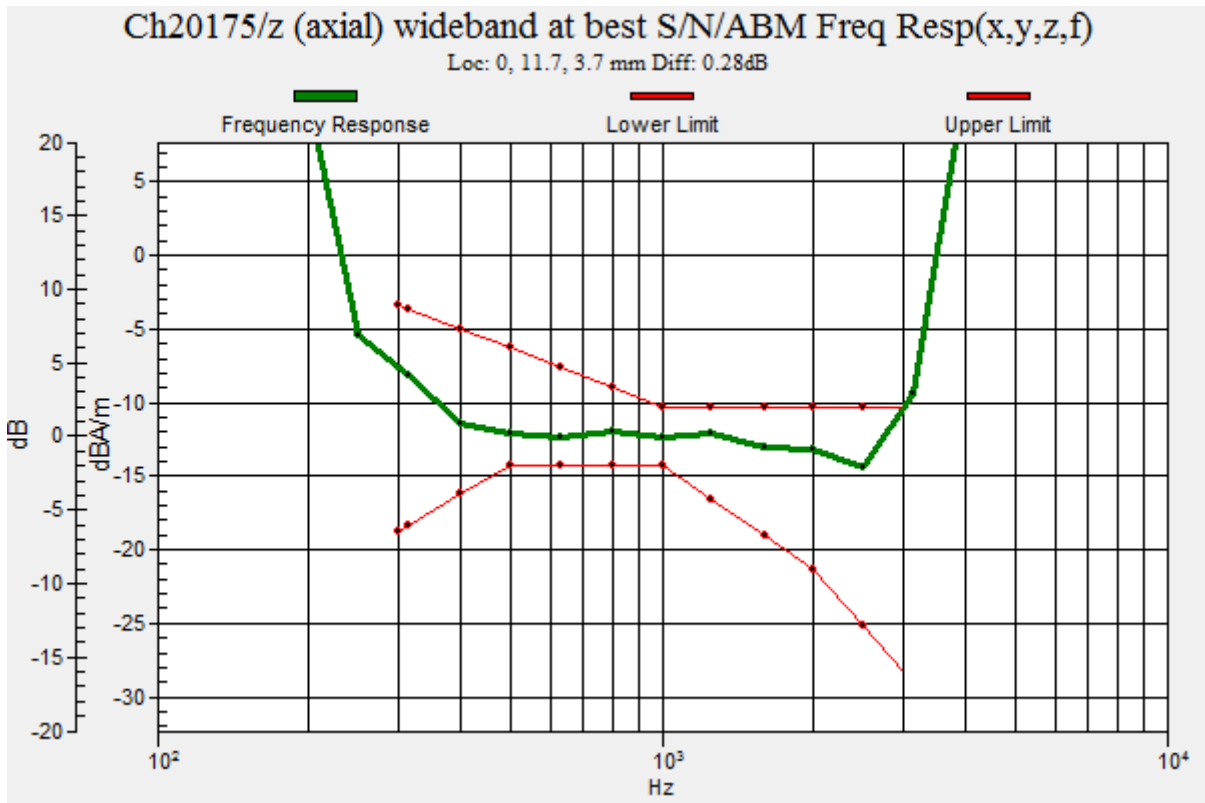
ABM1 comp = -7.51 dBA/m

BWC Factor = 0.17 dB

Location: 0, 11.7, 3.7 mm



0 dB = 143.5 = 43.14 dB



HAC_T-Coil_LTE Band 4_20M_QPSK_1RB_0offset_12.2Kbps_Ch20175_Y

Communication System: UID 10169 - CAB, LTE-FDD (SC-FDMA, 1 RB, 20 MHz, QPSK);
Frequency: 1732.5 MHz; Duty Cycle: 1:3.74111

Medium: Air Medium parameters used: $\sigma = 0$ S/m, $\epsilon_r = 1$; $\rho = 0$ kg/m³

Ambient Temperature : 23.2 °C

DASY5 Configuration:

- Probe: AM1DV3 - 3128; ; Calibrated: 2022.07.19
- Sensor-Surface: 0mm (Fix Surface)
- Electronics: DAE4 Sn480; Calibrated: 2022.06.22
- Phantom: HAC Test Arch with AMCC; Type: SD HAC P01 BA;
- Measurement SW: DASY52, Version 52.8 (8); SEMCAD X Version 14.6.10 (7331)

Ch20175/y (transversal) 4.2mm 50 x 50/ABM SNR(x,y,z) (13x15x1): Measurement grid:

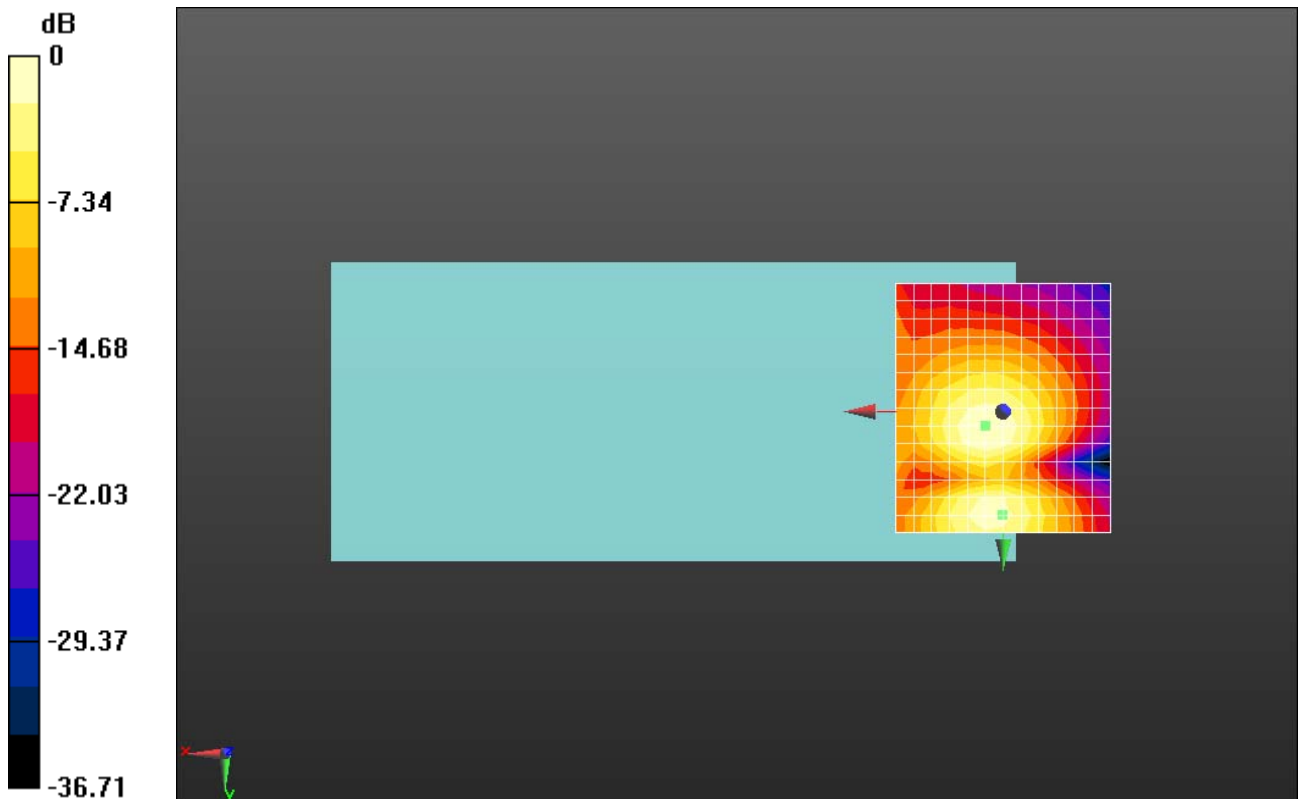
dx=10mm, dy=10mm

ABM1/ABM2 = 31.27 dB

ABM1 comp = -16.98 dBA/m

BWC Factor = 0.17 dB

Location: 0, 24.2, 3.7 mm



0 dB = 36.61 = 31.27 dB

HAC_T-Coil_LTE Band 5_10M_QPSK_1RB_0offset_12.2Kbps_Ch20525_Z

Communication System: UID 10175 - CAB, LTE-FDD (SC-FDMA, 1 RB, 10 MHz, QPSK);
Frequency: 836.5 MHz; Duty Cycle: 1:3.7325

Medium: Air Medium parameters used: $\sigma = 0$ S/m, $\epsilon_r = 1$; $\rho = 0$ kg/m³

Ambient Temperature : 23.2 °C

DASY5 Configuration:

- Probe: AM1DV3 - 3128; ; Calibrated: 2022.07.19
- Sensor-Surface: 0mm (Fix Surface)
- Electronics: DAE4 Sn480; Calibrated: 2022.06.22
- Phantom: HAC Test Arch with AMCC; Type: SD HAC P01 BA;
- Measurement SW: DASY52, Version 52.8 (8); SEMCAD X Version 14.6.10 (7331)

Ch20525/z (axial) 4.2mm 50 x 50/ABM SNR(x,y,z) (13x15x1): Measurement grid:

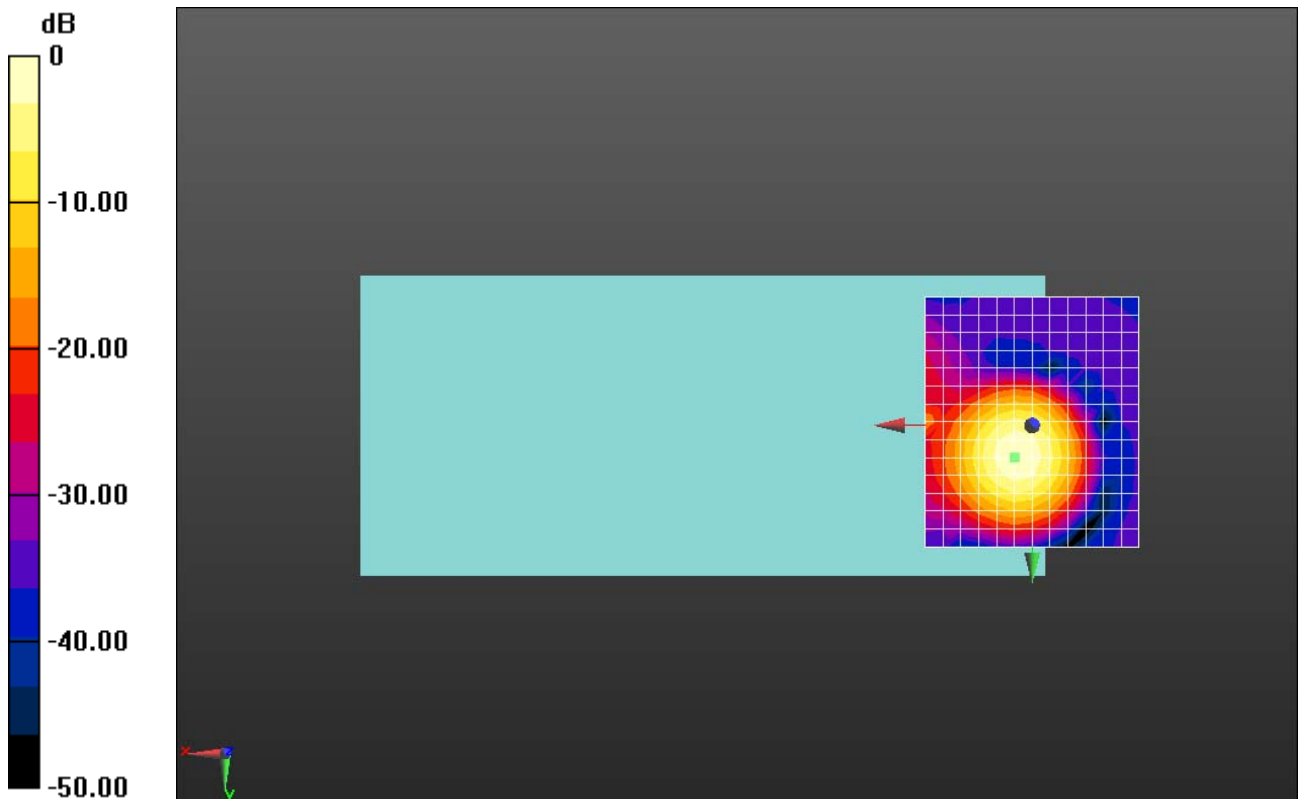
dx=10mm, dy=10mm

ABM1/ABM2 = 43.96 dB

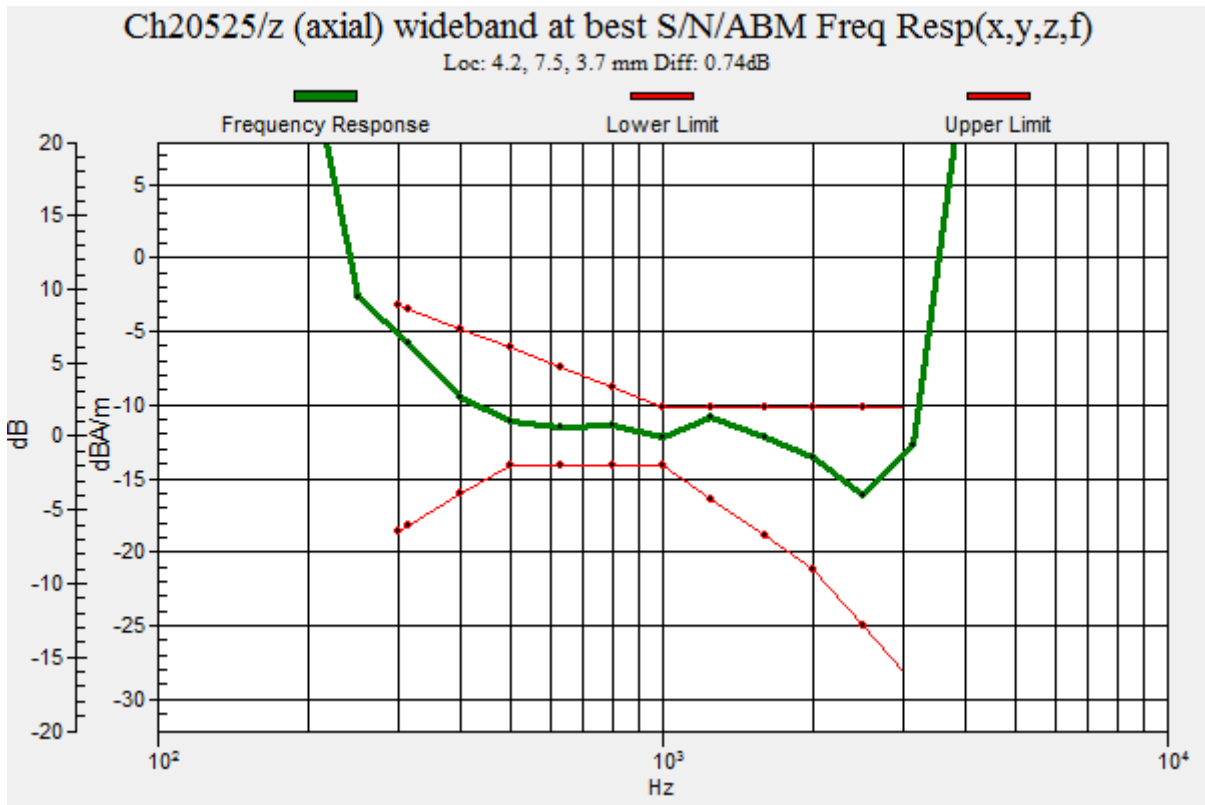
ABM1 comp = -7.85 dBA/m

BWC Factor = 0.17 dB

Location: 4.2, 7.5, 3.7 mm



0 dB = 157.8 = 43.96 dB



HAC_T-Coil_LTE Band 5_10M_QPSK_1RB_0offset_12.2Kbps_Ch20525_Y

Communication System: UID 10175 - CAB, LTE-FDD (SC-FDMA, 1 RB, 10 MHz, QPSK);
Frequency: 836.5 MHz; Duty Cycle: 1:3.7325

Medium: Air Medium parameters used: $\sigma = 0$ S/m, $\epsilon_r = 1$; $\rho = 0$ kg/m³

Ambient Temperature : 23.2 °C

DASY5 Configuration:

- Probe: AM1DV3 - 3128; ; Calibrated: 2022.07.19
- Sensor-Surface: 0mm (Fix Surface)
- Electronics: DAE4 Sn480; Calibrated: 2022.06.22
- Phantom: HAC Test Arch with AMCC; Type: SD HAC P01 BA;
- Measurement SW: DASY52, Version 52.8 (8); SEMCAD X Version 14.6.10 (7331)

Ch20525/y (transversal) 4.2mm 50 x 50/ABM SNR(x,y,z) (13x15x1): Measurement grid:

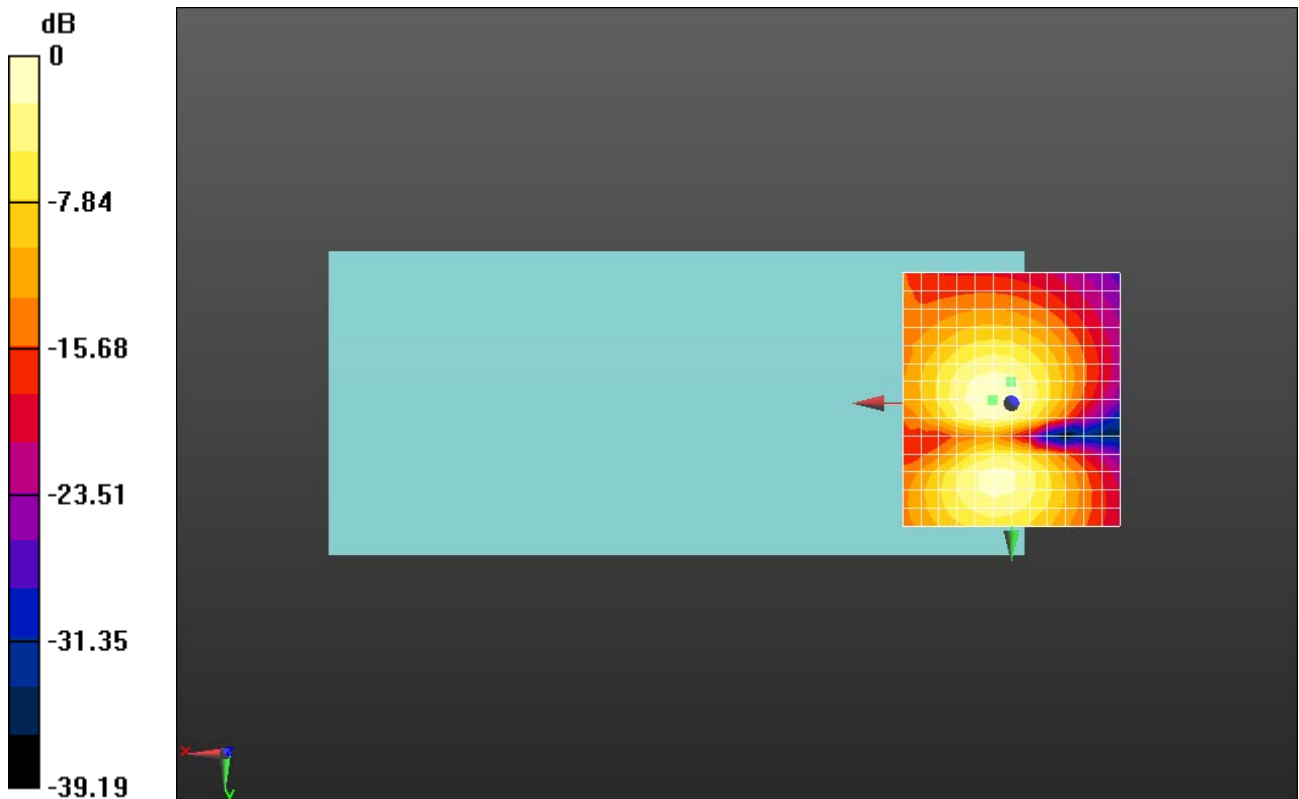
dx=10mm, dy=10mm

ABM1/ABM2 = 33.49 dB

ABM1 comp = -16.89 dBA/m

BWC Factor = 0.17 dB

Location: 0, -5, 3.7 mm



0 dB = 47.26 = 33.49 dB

HAC_T-Coil_LTE Band 7_20M_QPSK_1RB_0offset_12.2Kbps_Ch21100_Z

Communication System: UID 10169 - CAB, LTE-FDD (SC-FDMA, 1 RB, 20 MHz, QPSK);
 Frequency: 2535 MHz; Duty Cycle: 1:3.74111

Medium: Air Medium parameters used: $\sigma = 0$ S/m, $\epsilon_r = 1$; $\rho = 0$ kg/m³

Ambient Temperature : 23.2 °C

DASY5 Configuration:

- Probe: AM1DV3 - 3128; ; Calibrated: 2022.07.19
- Sensor-Surface: 0mm (Fix Surface)
- Electronics: DAE4 Sn480; Calibrated: 2022.06.22
- Phantom: HAC Test Arch with AMCC; Type: SD HAC P01 BA;
- Measurement SW: DASY52, Version 52.8 (8); SEMCAD X Version 14.6.10 (7331)

Ch21100/z (axial) 4.2mm 50 x 50/ABM SNR(x,y,z) (13x15x1): Measurement grid:

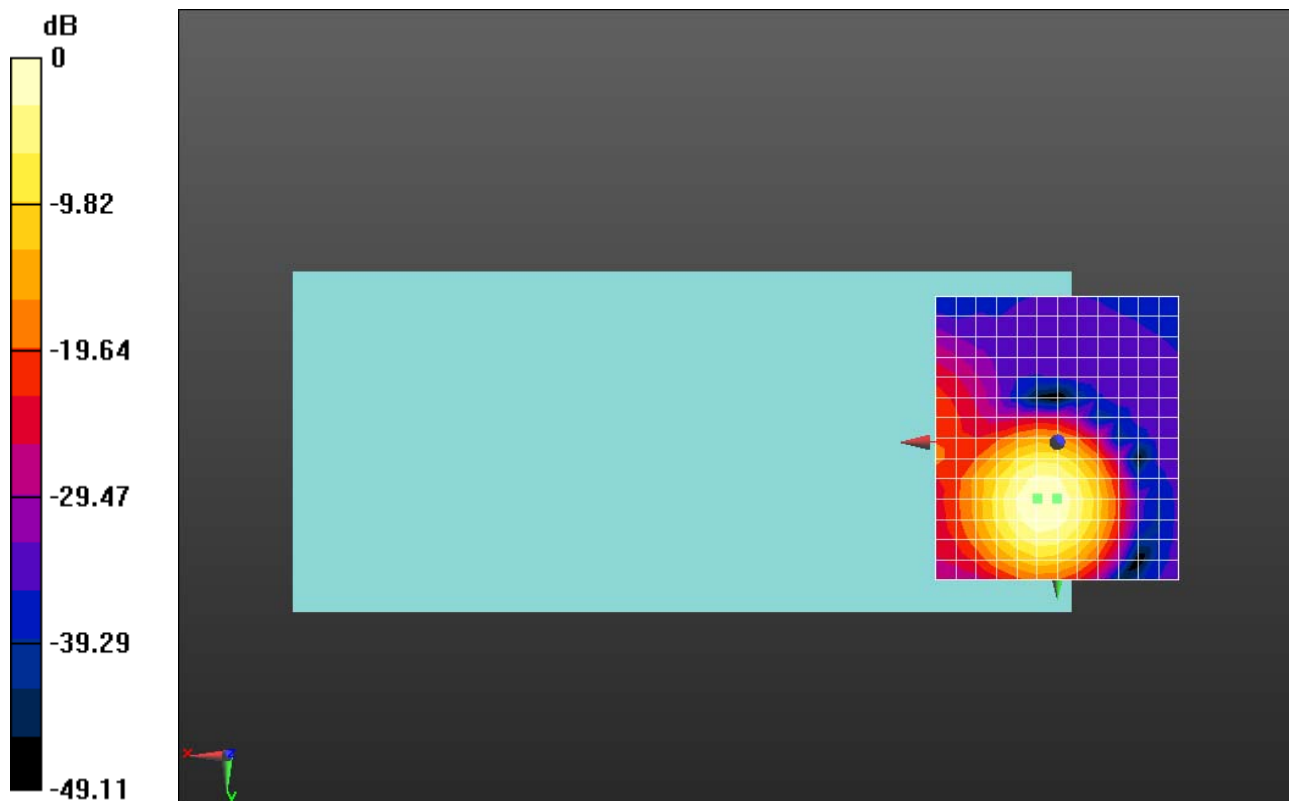
dx=10mm, dy=10mm

ABM1/ABM2 = 43.39 dB

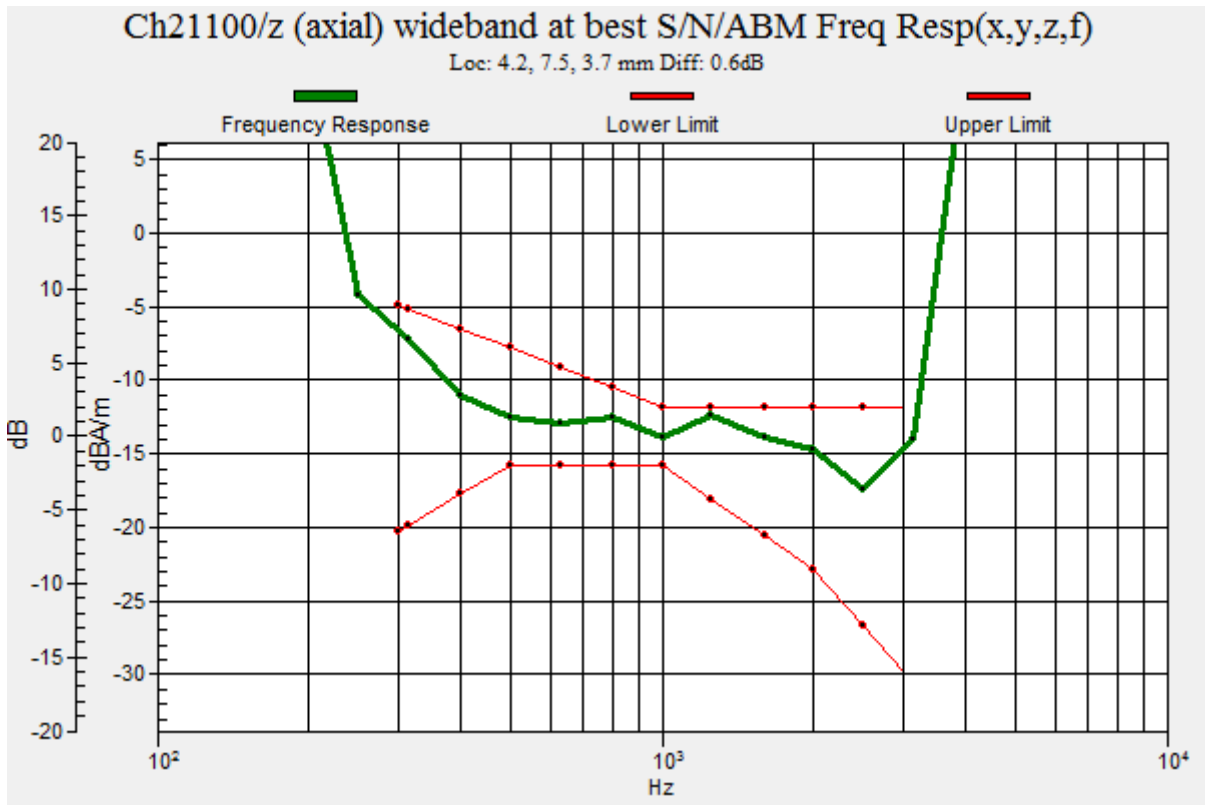
ABM1 comp = -8.23 dBA/m

BWC Factor = 0.17 dB

Location: 0, 11.7, 3.7 mm



0 dB = 147.7 = 43.39 dB



HAC_T-Coil_LTE Band 7_20M_QPSK_1RB_0offset_12.2Kbps_Ch21100_Y

Communication System: UID 10169 - CAB, LTE-FDD (SC-FDMA, 1 RB, 20 MHz, QPSK);
Frequency: 2535 MHz; Duty Cycle: 1:3.74111

Medium: Air Medium parameters used: $\sigma = 0$ S/m, $\epsilon_r = 1$; $\rho = 0$ kg/m³

Ambient Temperature : 23.2 °C

DASY5 Configuration:

- Probe: AM1DV3 - 3128; ; Calibrated: 2022.07.19
- Sensor-Surface: 0mm (Fix Surface)
- Electronics: DAE4 Sn480; Calibrated: 2022.06.22
- Phantom: HAC Test Arch with AMCC; Type: SD HAC P01 BA;
- Measurement SW: DASY52, Version 52.8 (8); SEMCAD X Version 14.6.10 (7331)

Ch21100/y (transversal) 4.2mm 50 x 50/ABM SNR(x,y,z) (13x15x1): Measurement grid:

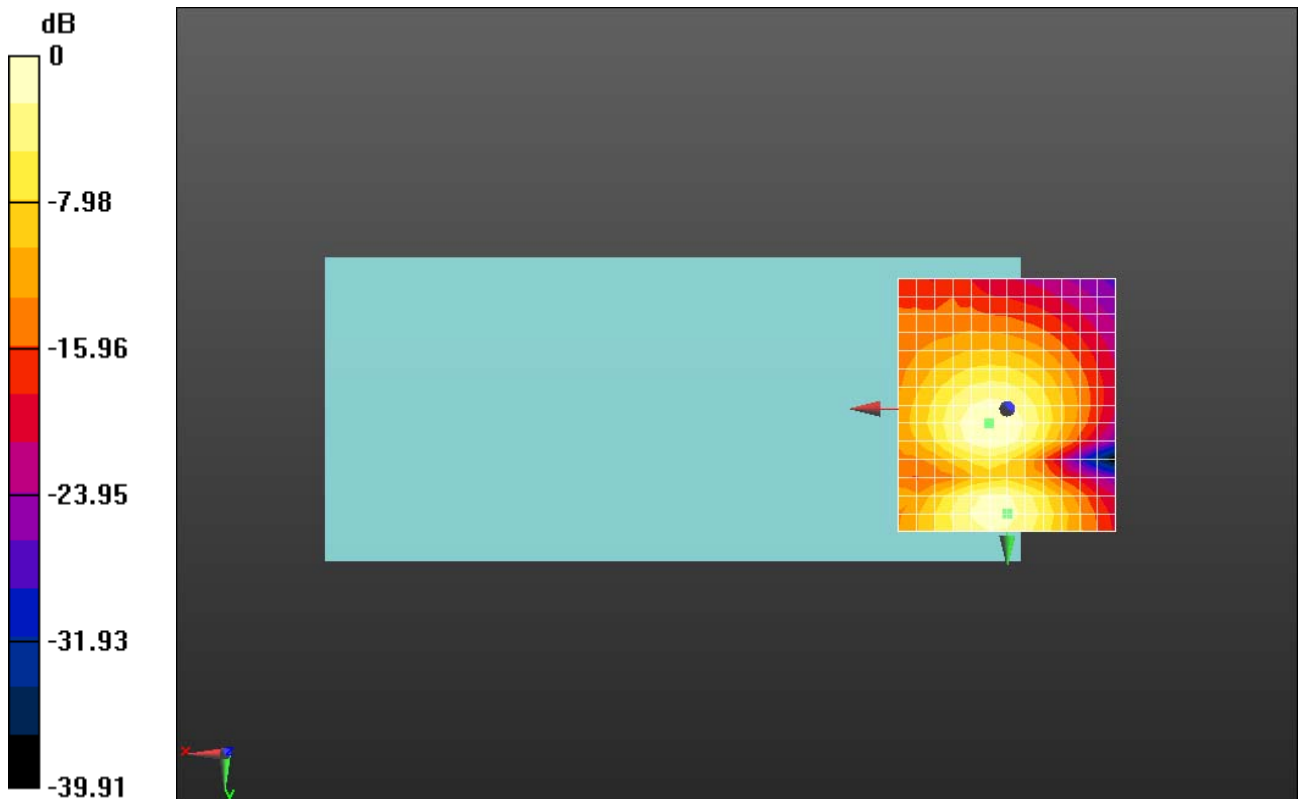
dx=10mm, dy=10mm

ABM1/ABM2 = 31.70 dB

ABM1 comp = -16.68 dBA/m

BWC Factor = 0.17 dB

Location: 0, 24.2, 3.7 mm



0 dB = 38.45 = 31.70 dB

HAC_T-Coil_LTE Band 12_10M_QPSK_1RB_0offset_12.2Kbps_Ch23095_Z

Communication System: UID 10175 - CAB, LTE-FDD (SC-FDMA, 1 RB, 10 MHz, QPSK);
Frequency: 707.5 MHz; Duty Cycle: 1:3.7325

Medium: Air Medium parameters used: $\sigma = 0$ S/m, $\epsilon_r = 1$; $\rho = 0$ kg/m³

Ambient Temperature : 23.2 °C

DASY5 Configuration:

- Probe: AM1DV3 - 3128; ; Calibrated: 2022.07.19
- Sensor-Surface: 0mm (Fix Surface)
- Electronics: DAE4 Sn480; Calibrated: 2022.06.22
- Phantom: HAC Test Arch with AMCC; Type: SD HAC P01 BA;
- Measurement SW: DASY52, Version 52.8 (8); SEMCAD X Version 14.6.10 (7331)

Ch23095/z (axial) 4.2mm 50 x 50/ABM SNR(x,y,z) (13x15x1): Measurement grid:

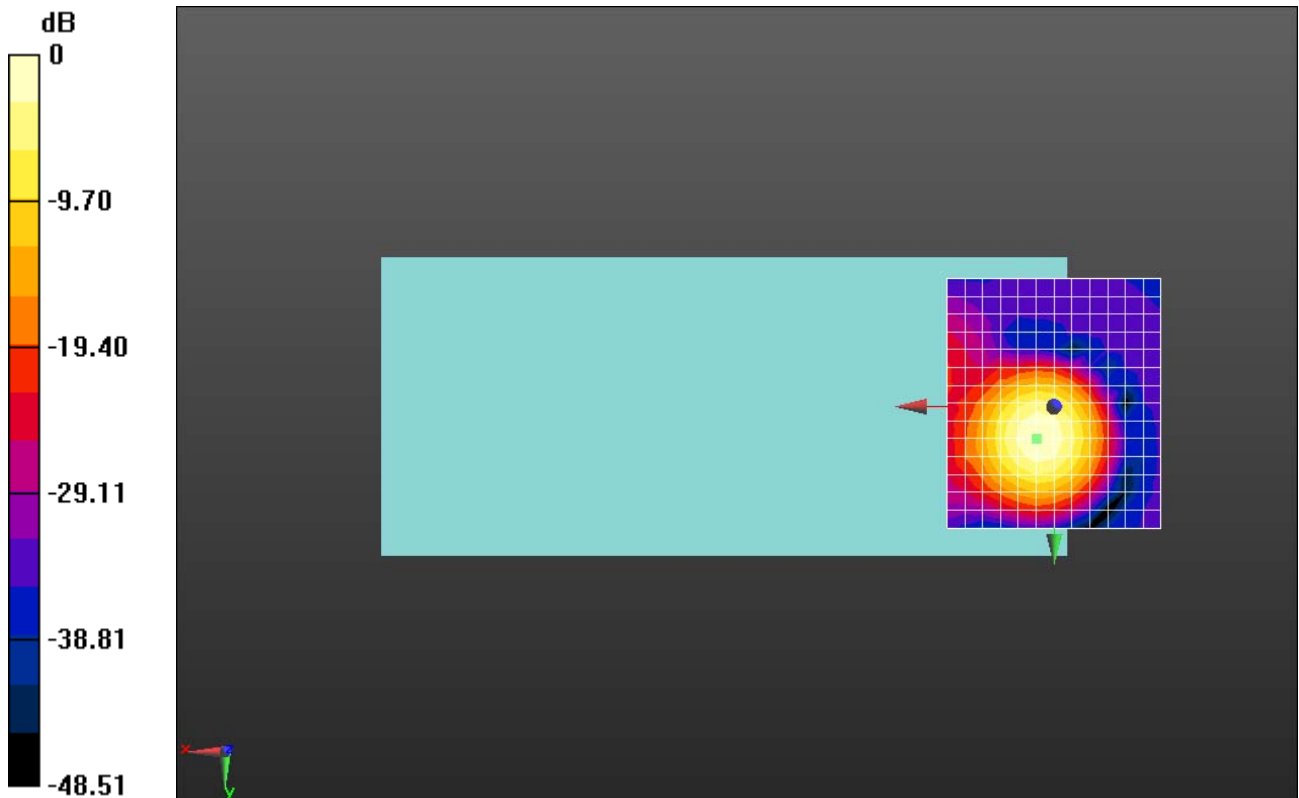
dx=10mm, dy=10mm

ABM1/ABM2 = 44.00 dB

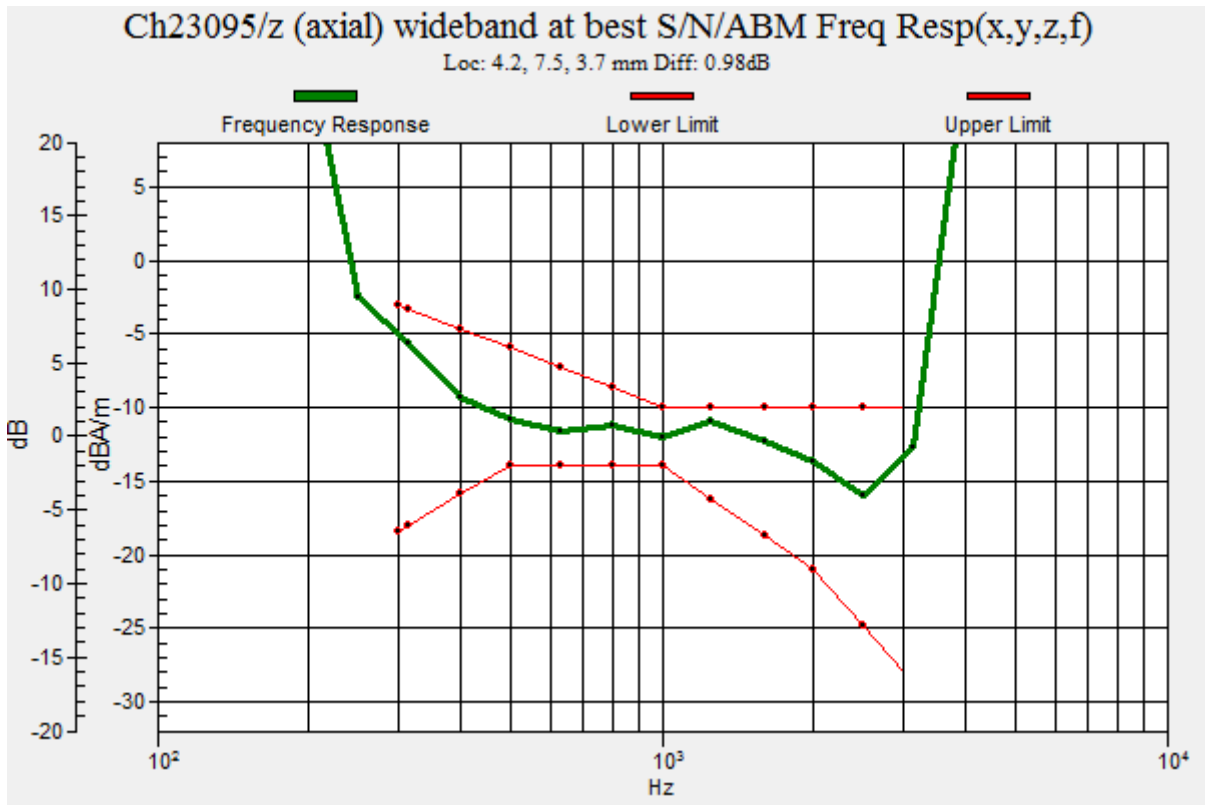
ABM1 comp = -7.80 dBA/m

BWC Factor = 0.17 dB

Location: 4.2, 7.5, 3.7 mm



0 dB = 158.5 = 44.00 dB



HAC_T-Coil_LTE Band 12_10M_QPSK_1RB_0offset_12.2Kbps_Ch23095_Y

Communication System: UID 10175 - CAB, LTE-FDD (SC-FDMA, 1 RB, 10 MHz, QPSK);
Frequency: 707.5 MHz; Duty Cycle: 1:3.7325

Medium: Air Medium parameters used: $\sigma = 0$ S/m, $\epsilon_r = 1$; $\rho = 0$ kg/m³

Ambient Temperature : 23.2 °C

DASY5 Configuration:

- Probe: AM1DV3 - 3128; ; Calibrated: 2022.07.19
- Sensor-Surface: 0mm (Fix Surface)
- Electronics: DAE4 Sn480; Calibrated: 2022.06.22
- Phantom: HAC Test Arch with AMCC; Type: SD HAC P01 BA;
- Measurement SW: DASY52, Version 52.8 (8); SEMCAD X Version 14.6.10 (7331)

Ch23095/y (transversal) 4.2mm 50 x 50/ABM SNR(x,y,z) (13x15x1): Measurement grid:


dx=10mm, dy=10mm

ABM1/ABM2 = 33.73 dB

ABM1 comp = -16.79 dBA/m

BWC Factor = 0.17 dB

Location: 0, 20, 3.7 mm



0 dB = 48.58 = 33.73 dB

HAC_T-Coil_LTE Band 13_10M_QPSK_1RB_0offset_12.2Kbps_Ch23230_Z

Communication System: UID 10175 - CAB, LTE-FDD (SC-FDMA, 1 RB, 10 MHz, QPSK);
Frequency: 782 MHz; Duty Cycle: 1:3.7325

Medium: Air Medium parameters used: $\sigma = 0$ S/m, $\epsilon_r = 1$; $\rho = 0$ kg/m³

Ambient Temperature : 23.2 °C

DASY5 Configuration:

- Probe: AM1DV3 - 3128; ; Calibrated: 2022.07.19
- Sensor-Surface: 0mm (Fix Surface)
- Electronics: DAE4 Sn480; Calibrated: 2022.06.22
- Phantom: HAC Test Arch with AMCC; Type: SD HAC P01 BA;
- Measurement SW: DASY52, Version 52.8 (8); SEMCAD X Version 14.6.10 (7331)

Ch23230/z (axial) 4.2mm 50 x 50/ABM SNR(x,y,z) (13x15x1): Measurement grid:

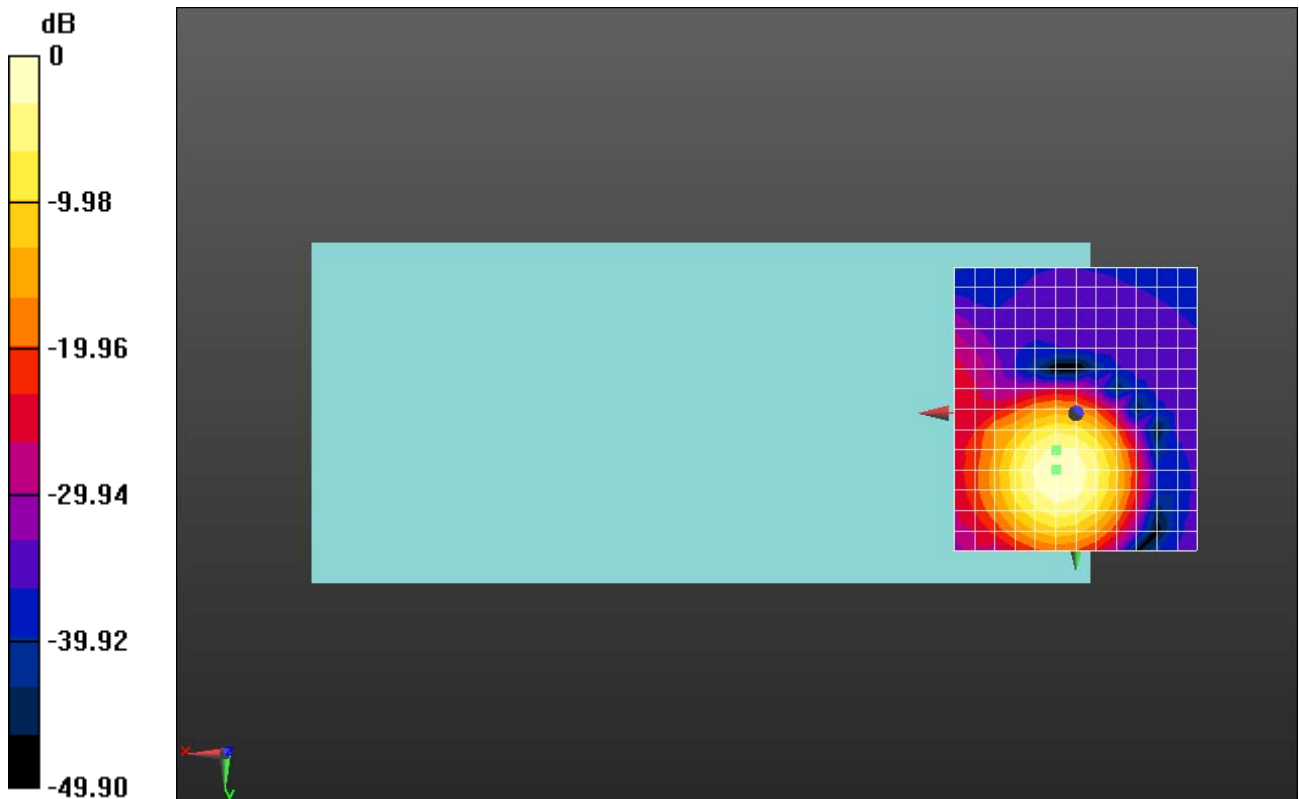
dx=10mm, dy=10mm

ABM1/ABM2 = 44.39 dB

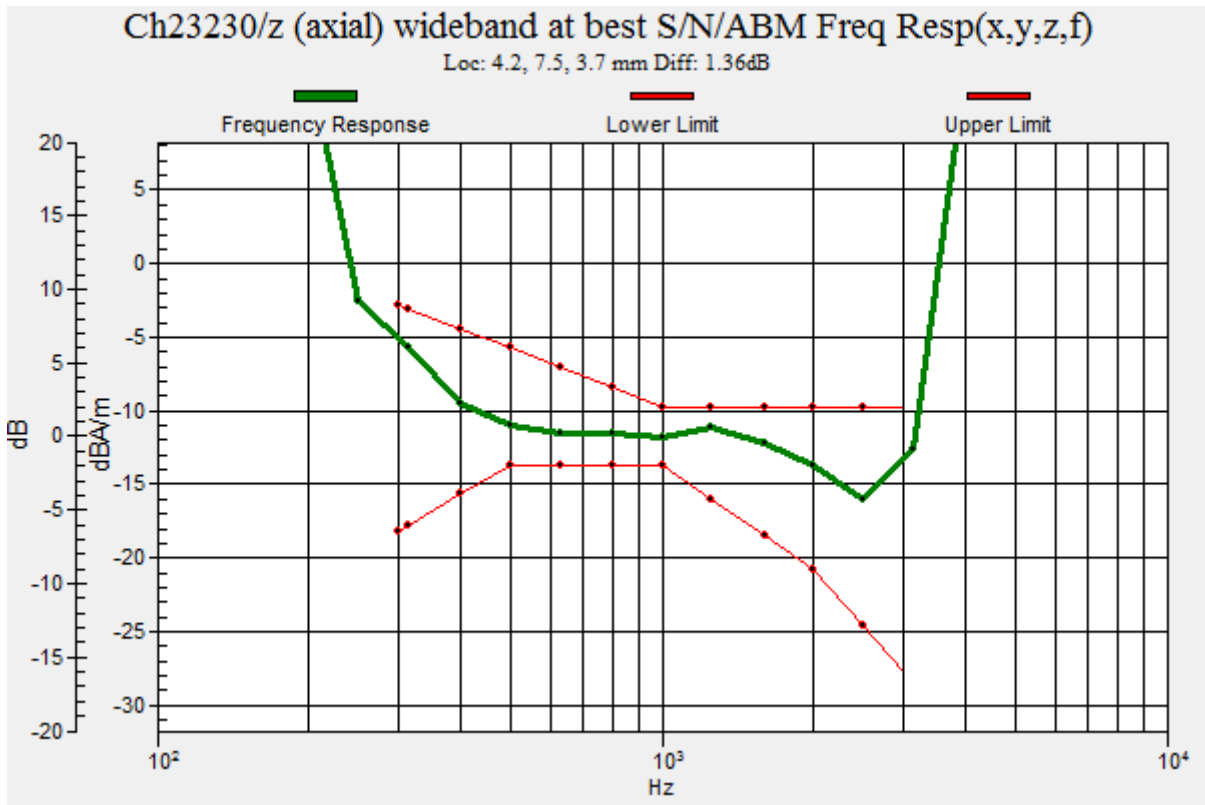
ABM1 comp = -7.67 dBA/m

BWC Factor = 0.17 dB

Location: 4.2, 11.7, 3.7 mm



0 dB = 165.8 = 44.39 dB



HAC_T-Coil_LTE Band 13_10M_QPSK_1RB_0offset_12.2Kbps_Ch23230_Y

Communication System: UID 10175 - CAB, LTE-FDD (SC-FDMA, 1 RB, 10 MHz, QPSK);
Frequency: 782 MHz; Duty Cycle: 1:3.7325

Medium: Air Medium parameters used: $\sigma = 0$ S/m, $\epsilon_r = 1$; $\rho = 0$ kg/m³

Ambient Temperature : 23.2 °C

DASY5 Configuration:

- Probe: AM1DV3 - 3128; ; Calibrated: 2022.07.19
- Sensor-Surface: 0mm (Fix Surface)
- Electronics: DAE4 Sn480; Calibrated: 2022.06.22
- Phantom: HAC Test Arch with AMCC; Type: SD HAC P01 BA;
- Measurement SW: DASY52, Version 52.8 (8); SEMCAD X Version 14.6.10 (7331)

Ch23230/y (transversal) 4.2mm 50 x 50/ABM SNR(x,y,z) (13x15x1): Measurement grid:

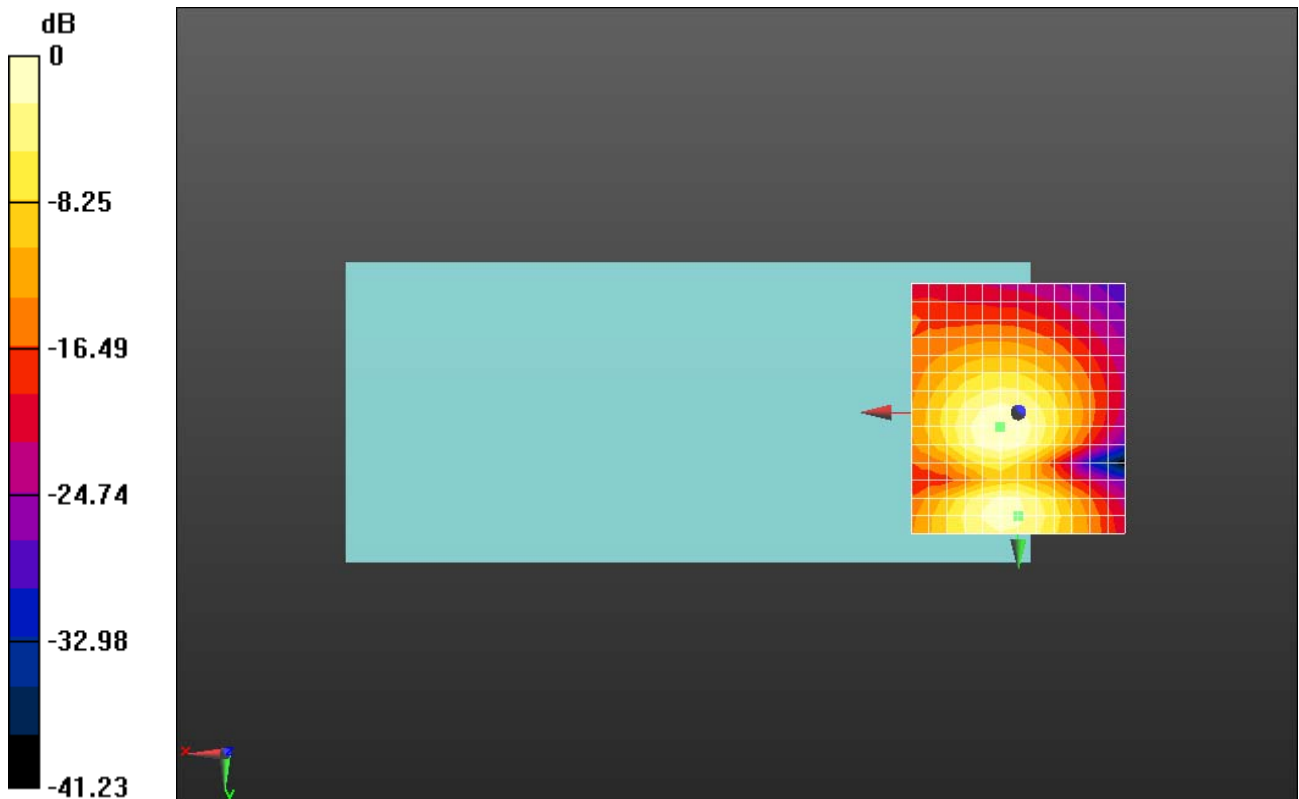
dx=10mm, dy=10mm

ABM1/ABM2 = 33.40 dB

ABM1 comp = -16.67 dBA/m

BWC Factor = 0.17 dB

Location: 0, 24.2, 3.7 mm



0 dB = 46.77 = 33.40 dB

HAC_T-Coil_LTE Band 14_10M_QPSK_1RB_0offset_12.2Kbps_Ch23330_Z

Communication System: UID 10175 - CAB, LTE-FDD (SC-FDMA, 1 RB, 10 MHz, QPSK); Frequency: 793 MHz; Duty Cycle: 1:3.7325

Medium: Air Medium parameters used: $\sigma = 0$ S/m, $\epsilon_r = 1$; $\rho = 0$ kg/m³

Ambient Temperature : 23.2 °C

DASY5 Configuration:

- Probe: AM1DV3 - 3128; ; Calibrated: 2022.7.19
- Sensor-Surface: 0mm (Fix Surface)
- Electronics: DAE4 Sn480; Calibrated: 2022.6.22
- Phantom: HAC Test Arch with AMCC; Type: SD HAC P01 BA;
- Measurement SW: DASY52, Version 52.10 (4); SEMCAD X Version 14.6.14 (7501)


Ch23330/z (axial) 4.2mm 50 x 50/ABM SNR(x,y,z) (13x15x1): Measurement grid: dx=10mm, dy=10mm

ABM1/ABM2 = 44.21 dB

ABM1 comp = -7.74 dBA/m

BWC Factor = 0.17 dB

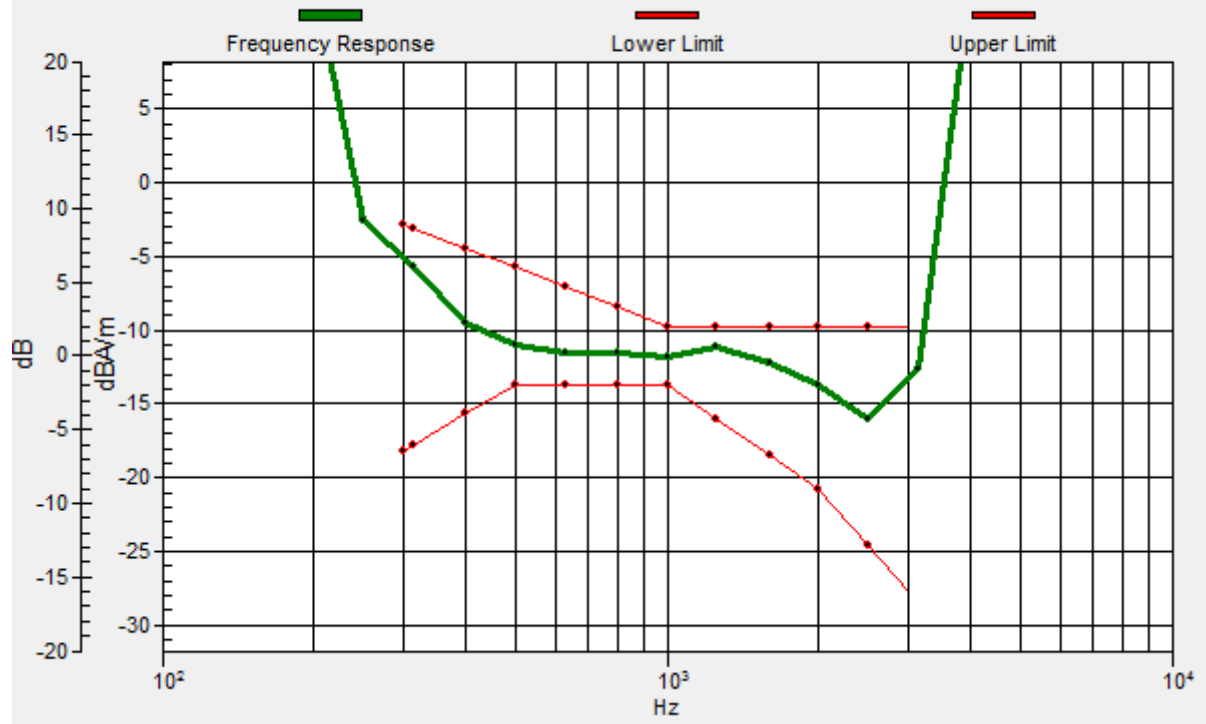
Location: 4.2, 11.7, 3.7 mm



0 dB = 162.1 = 44.21 dB

Ch23330/z (axial) wideband at best S/N/ABM Freq Resp(x,y,z,f)

Loc: 4.2, 7.5, 3.7 mm Diff: 1.36dB



HAC_T-Coil_LTE Band 14_10M_QPSK_1RB_0offset_12.2Kbps_Ch23330_Y

Communication System: UID 10175 - CAB, LTE-FDD (SC-FDMA, 1 RB, 10 MHz, QPSK); Frequency: 793 MHz; Duty Cycle: 1:3.7325

Medium: Air Medium parameters used: $\sigma = 0$ S/m, $\epsilon_r = 1$; $\rho = 0$ kg/m³

Ambient Temperature : 23.2 °C

DASY5 Configuration:

- Probe: AM1DV3 - 3128; ; Calibrated: 2022.7.19
- Sensor-Surface: 0mm (Fix Surface)
- Electronics: DAE4 Sn480; Calibrated: 2022.6.22
- Phantom: HAC Test Arch with AMCC; Type: SD HAC P01 BA;
- Measurement SW: DASY52, Version 52.10 (4); SEMCAD X Version 14.6.14 (7501)

Ch23330/y (transversal) 4.2mm 50 x 50/ABM SNR(x,y,z) (13x15x1): Measurement grid:

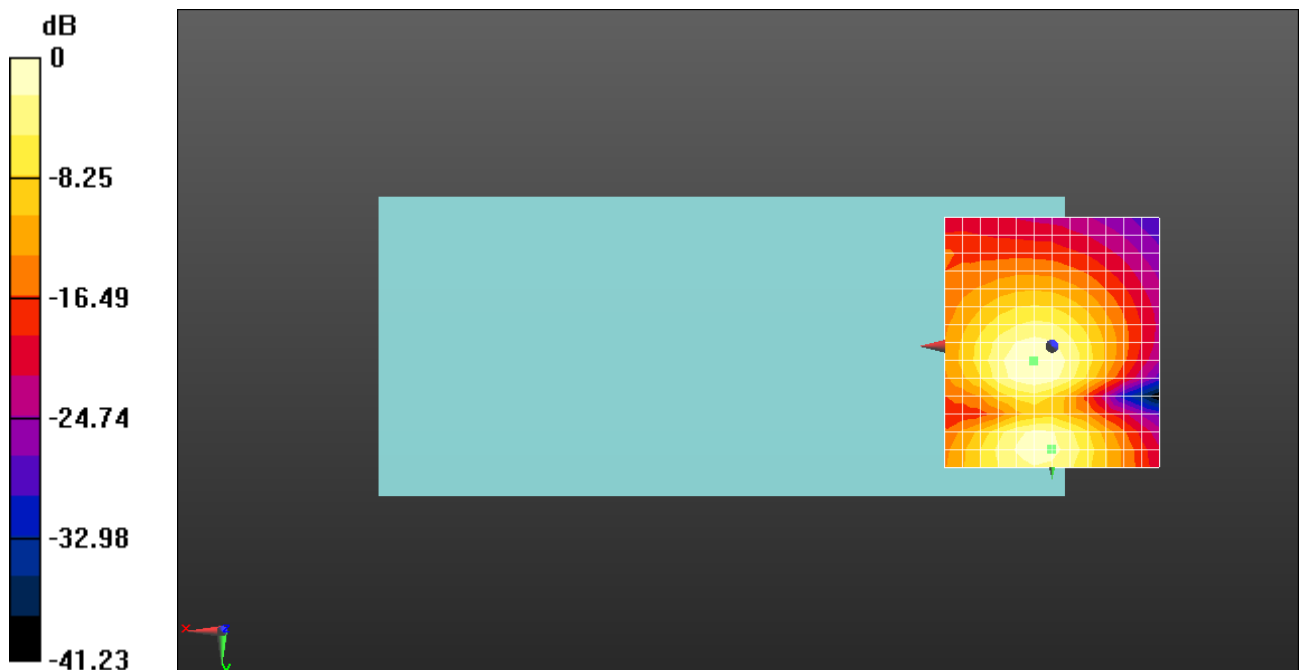
dx=10mm, dy=10mm

ABM1/ABM2 = 33.69 dB

ABM1 comp = -16.73 dBA/m

BWC Factor = 0.17 dB

Location: 0, 24.2, 3.7 mm



0 dB = 46.77 = 33.69 dB

HAC_T-Coil_LTE Band 17_10M_QPSK_1RB_0offset_12.2Kbps_Ch23790_Z

Communication System: UID 10175 - CAB, LTE-FDD (SC-FDMA, 1 RB, 10 MHz, QPSK);
Frequency: 710 MHz; Duty Cycle: 1:3.7325

Medium: Air Medium parameters used: $\sigma = 0$ S/m, $\epsilon_r = 1$; $\rho = 0$ kg/m³

Ambient Temperature : 23.2 °C

DASY5 Configuration:

- Probe: AM1DV3 - 3128; ; Calibrated: 2022.07.19
- Sensor-Surface: 0mm (Fix Surface)
- Electronics: DAE4 Sn480; Calibrated: 2022.06.22
- Phantom: HAC Test Arch with AMCC; Type: SD HAC P01 BA;
- Measurement SW: DASY52, Version 52.8 (8); SEMCAD X Version 14.6.10 (7331)

Ch23790/z (axial) 4.2mm 50 x 50/ABM SNR(x,y,z) (13x15x1): Measurement grid:

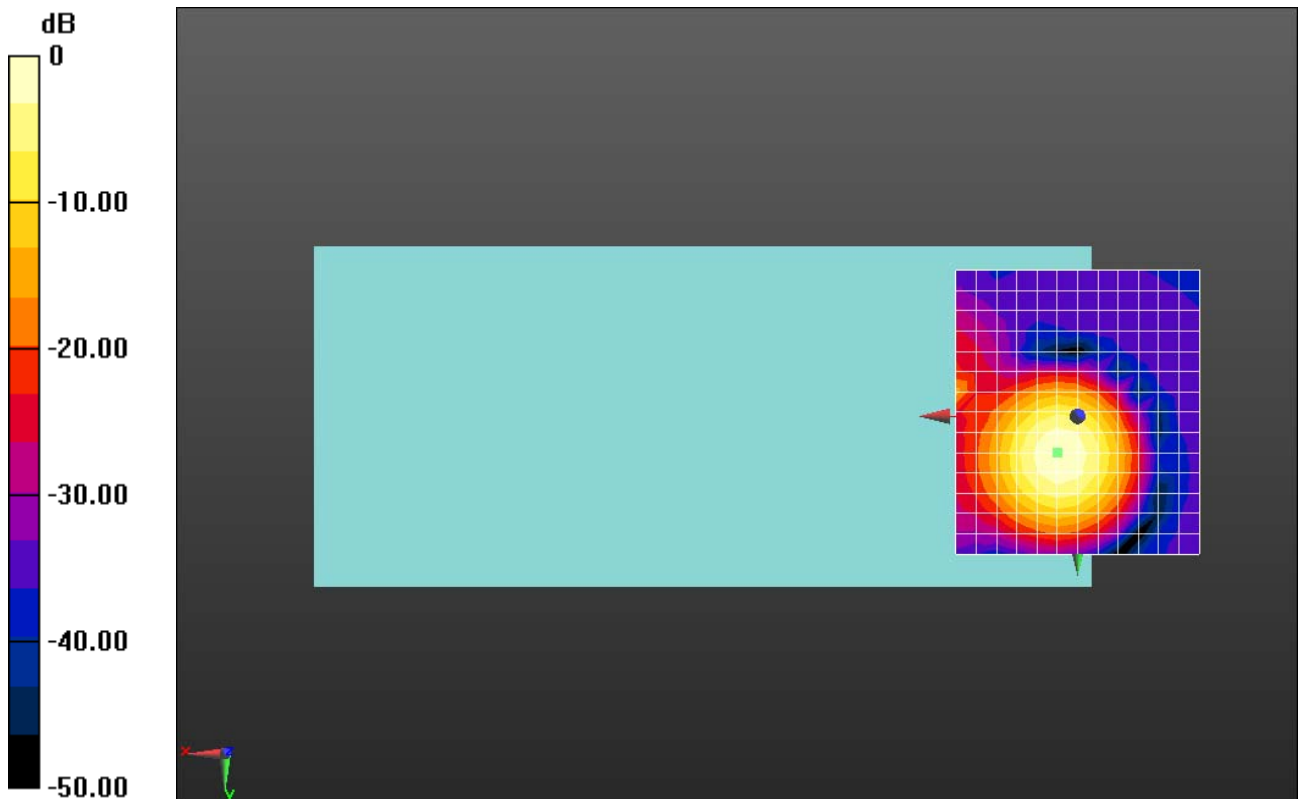
dx=10mm, dy=10mm

ABM1/ABM2 = 44.56 dB

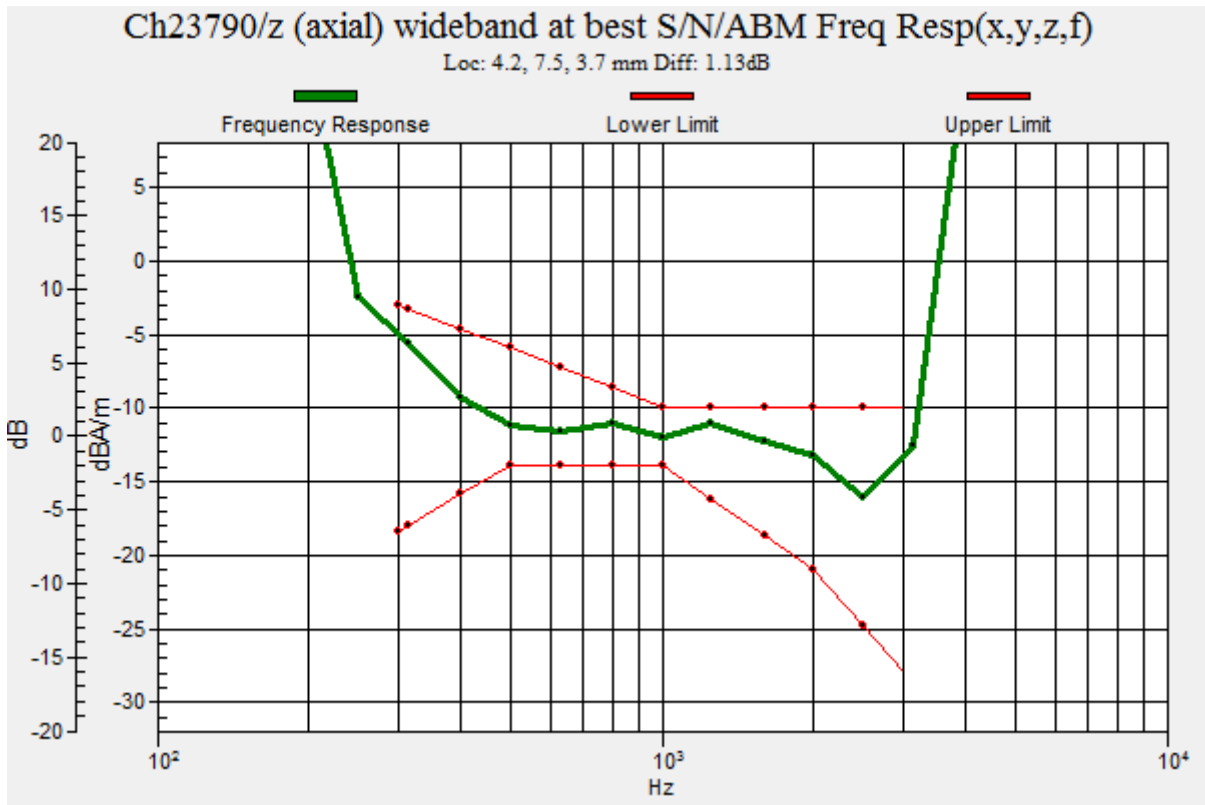
ABM1 comp = -7.47 dBA/m

BWC Factor = 0.17 dB

Location: 4.2, 7.5, 3.7 mm



0 dB = 169.1 = 44.56 dB



HAC_T-Coil_LTE Band 17_10M_QPSK_1RB_0offset_12.2Kbps_Ch23790_Y

Communication System: UID 10175 - CAB, LTE-FDD (SC-FDMA, 1 RB, 10 MHz, QPSK);
Frequency: 710 MHz; Duty Cycle: 1:3.7325

Medium: Air Medium parameters used: $\sigma = 0$ S/m, $\epsilon_r = 1$; $\rho = 0$ kg/m³

Ambient Temperature : 23.2 °C

DASY5 Configuration:

- Probe: AM1DV3 - 3128; ; Calibrated: 2022.07.19
- Sensor-Surface: 0mm (Fix Surface)
- Electronics: DAE4 Sn480; Calibrated: 2022.06.22
- Phantom: HAC Test Arch with AMCC; Type: SD HAC P01 BA;
- Measurement SW: DASY52, Version 52.8 (8); SEMCAD X Version 14.6.10 (7331)

Ch23790/y (transversal) 4.2mm 50 x 50/ABM SNR(x,y,z) (13x15x1): Measurement grid:

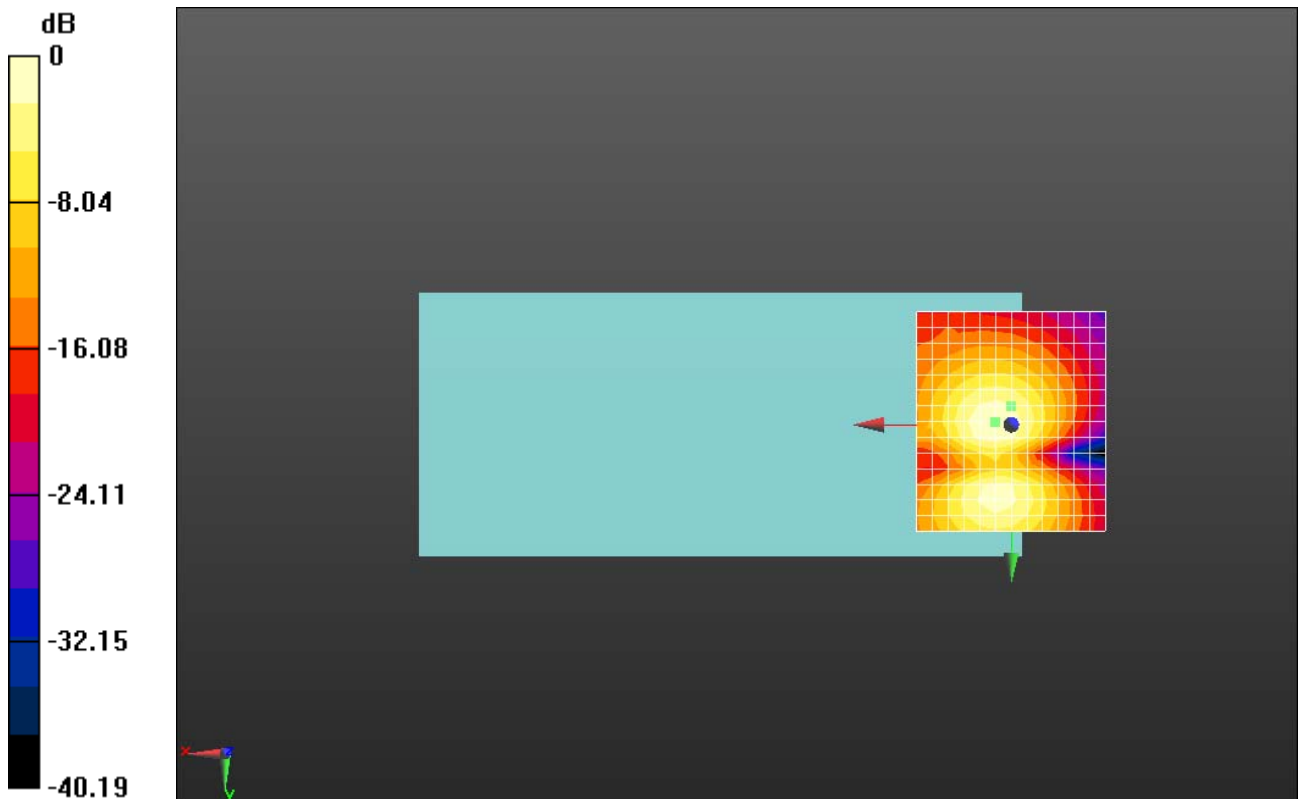
dx=10mm, dy=10mm

ABM1/ABM2 = 32.77 dB

ABM1 comp = -17.32 dBA/m

BWC Factor = 0.17 dB

Location: 0, -5, 3.7 mm



0 dB = 43.52 = 32.77 dB

HAC_T-Coil_LTE Band 18_15M_QPSK_1RB_0offset_12.2Kbps_Ch23925_Z

Communication System: UID 10181 - CAB, LTE-FDD (SC-FDMA, 1 RB, 15 MHz, QPSK);
Frequency: 822.5 MHz; Duty Cycle: 1:3.7325

Medium: Air Medium parameters used: $\sigma = 0$ S/m, $\epsilon_r = 1$; $\rho = 0$ kg/m³

Ambient Temperature : 23.2 °C

DASY5 Configuration:

- Probe: AM1DV3 - 3128; ; Calibrated: 2022.07.19
- Sensor-Surface: 0mm (Fix Surface)
- Electronics: DAE4 Sn480; Calibrated: 2022.06.22
- Phantom: HAC Test Arch with AMCC; Type: SD HAC P01 BA;
- Measurement SW: DASY52, Version 52.8 (8); SEMCAD X Version 14.6.10 (7331)

Ch23925/z (axial) 4.2mm 50 x 50/ABM SNR(x,y,z) (13x15x1): Measurement grid:

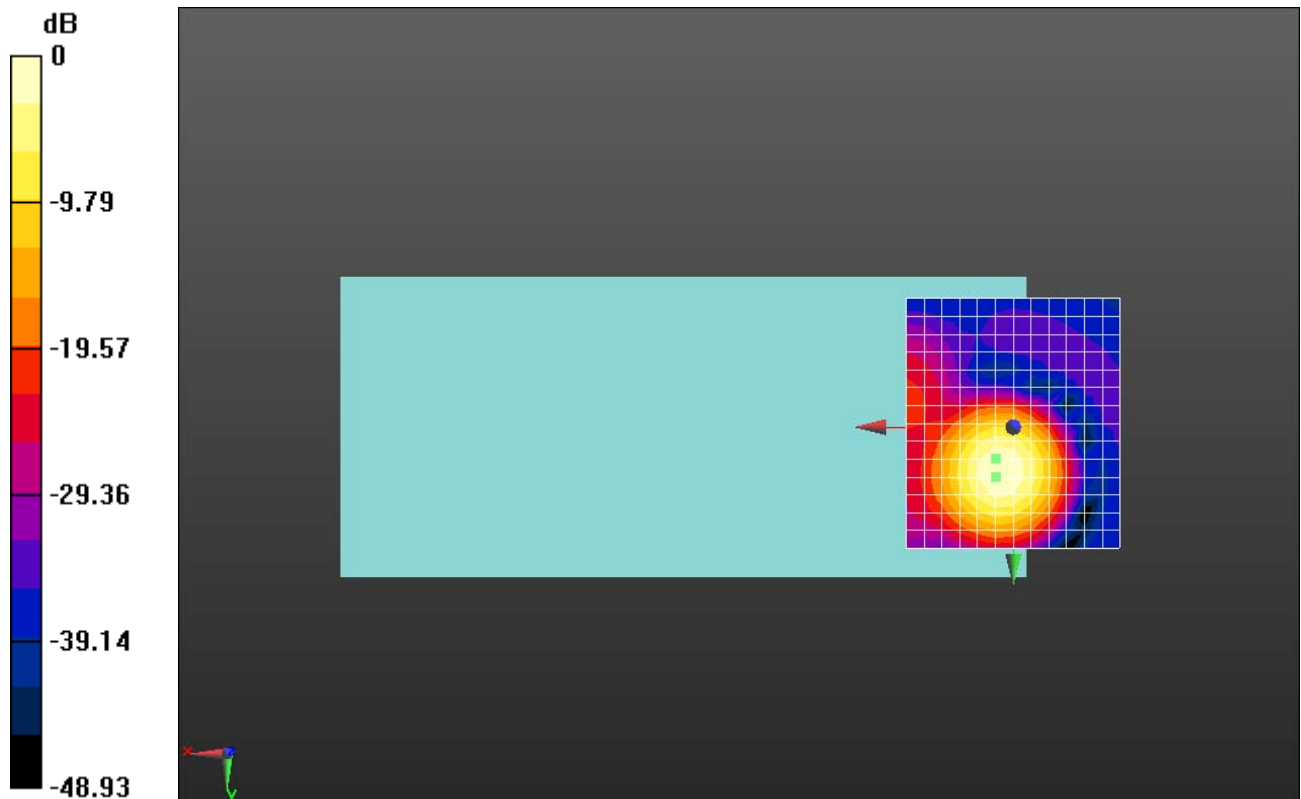
dx=10mm, dy=10mm

ABM1/ABM2 = 43.58 dB

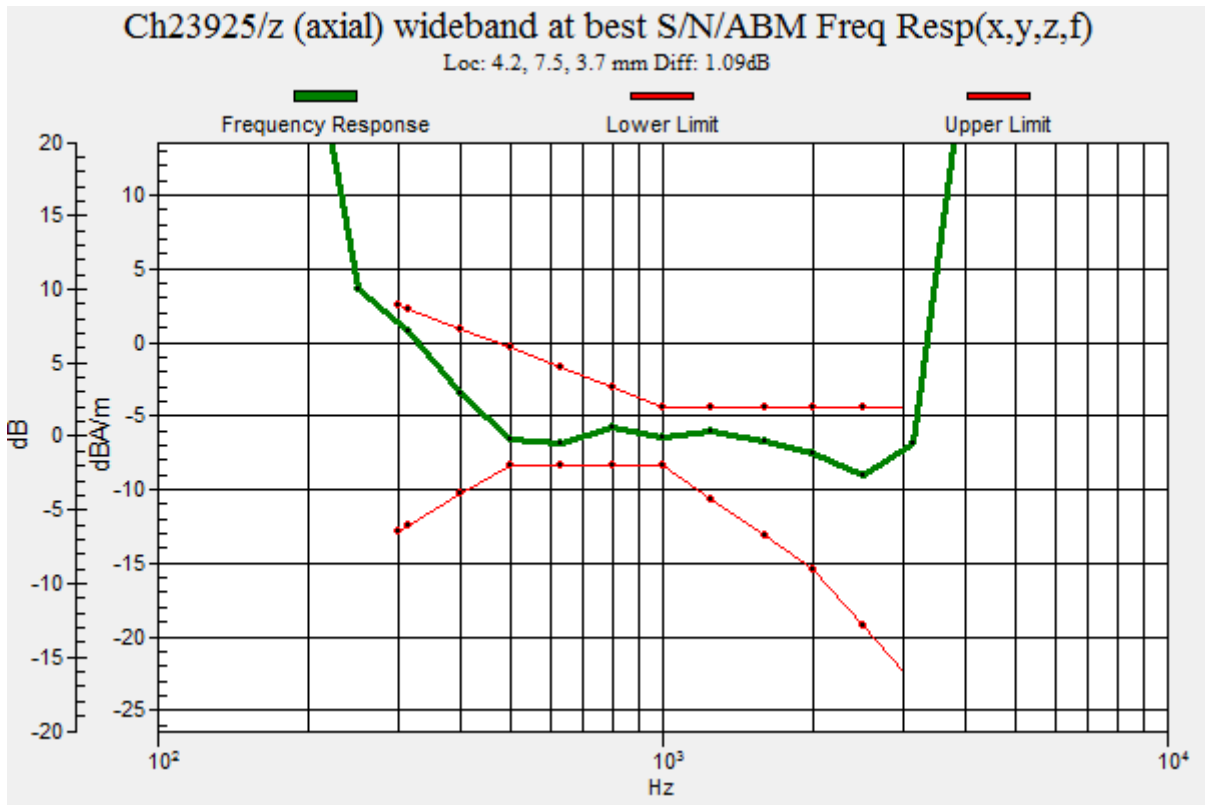
ABM1 comp = -8.30 dBA/m

BWC Factor = 0.17 dB

Location: 4.2, 7.5, 3.7 mm



0 dB = 151.0 = 43.58 dB



HAC_T-Coil_LTE Band 18_15M_QPSK_1RB_0offset_12.2Kbps_Ch23925_Y

Communication System: UID 10181 - CAB, LTE-FDD (SC-FDMA, 1 RB, 15 MHz, QPSK);
Frequency: 822.5 MHz; Duty Cycle: 1:3.7325

Medium: Air Medium parameters used: $\sigma = 0$ S/m, $\epsilon_r = 1$; $\rho = 0$ kg/m³

Ambient Temperature : 23.2 °C

DASY5 Configuration:

- Probe: AM1DV3 - 3128; ; Calibrated: 2022.07.19
- Sensor-Surface: 0mm (Fix Surface)
- Electronics: DAE4 Sn480; Calibrated: 2022.06.22
- Phantom: HAC Test Arch with AMCC; Type: SD HAC P01 BA;
- Measurement SW: DASY52, Version 52.8 (8); SEMCAD X Version 14.6.10 (7331)

Ch23925/y (transversal) 4.2mm 50 x 50/ABM SNR(x,y,z) (13x15x1): Measurement grid:


dx=10mm, dy=10mm

ABM1/ABM2 = 31.46 dB

ABM1 comp = -17.27 dBA/m

BWC Factor = 0.17 dB

Location: 0, 24.2, 3.7 mm



0 dB = 37.40 = 31.46 dB

HAC_T-Coil_LTE Band 19_15M_QPSK_1RB_0offset_12.2Kbps_Ch24075_Z

Communication System: UID 10181 - CAB, LTE-FDD (SC-FDMA, 1 RB, 15 MHz, QPSK);
Frequency: 837.5 MHz; Duty Cycle: 1:3.7325

Medium: Air Medium parameters used: $\sigma = 0$ S/m, $\epsilon_r = 1$; $\rho = 0$ kg/m³

Ambient Temperature : 23.2 °C

DASY5 Configuration:

- Probe: AM1DV3 - 3128; ; Calibrated: 2022.07.19
- Sensor-Surface: 0mm (Fix Surface)
- Electronics: DAE4 Sn480; Calibrated: 2022.06.22
- Phantom: HAC Test Arch with AMCC; Type: SD HAC P01 BA;
- Measurement SW: DASY52, Version 52.8 (8); SEMCAD X Version 14.6.10 (7331)

Ch24075/z (axial) 4.2mm 50 x 50/ABM SNR(x,y,z) (13x15x1): Measurement grid:

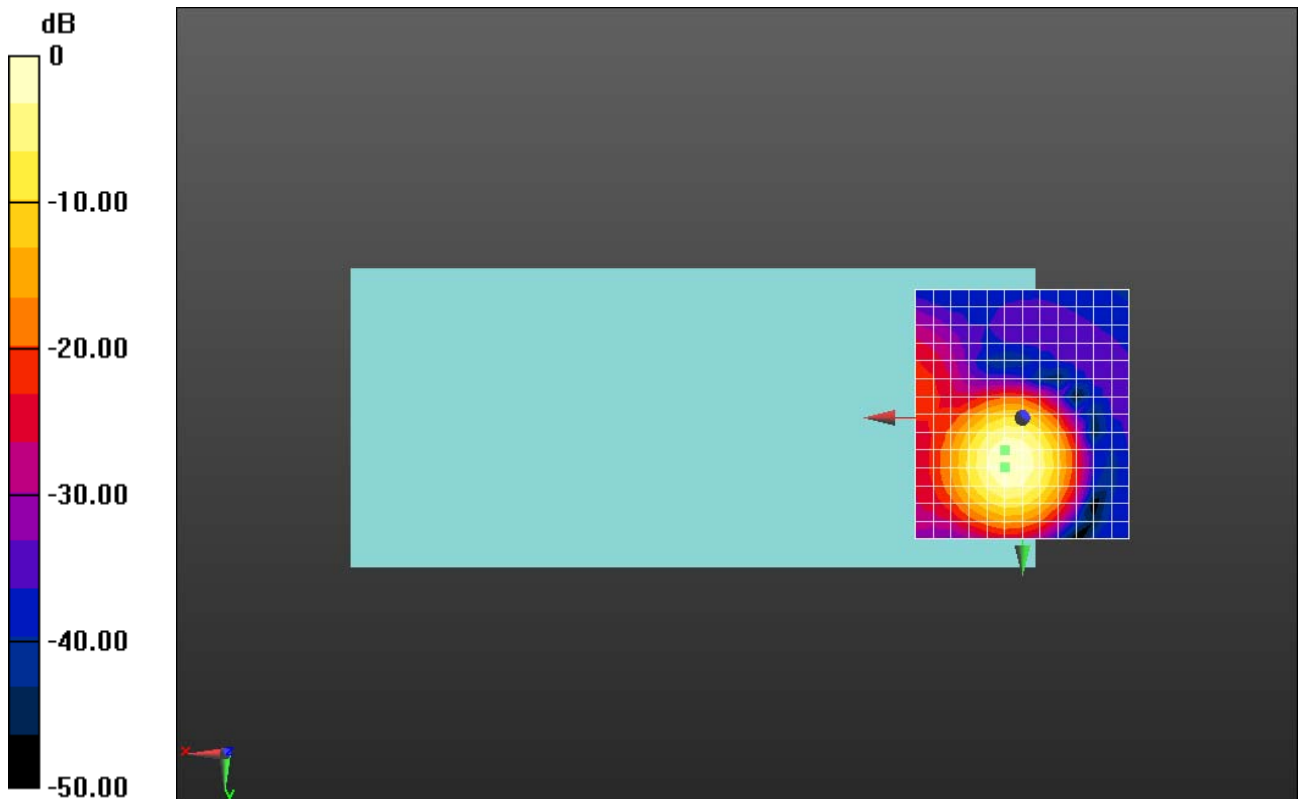
dx=10mm, dy=10mm

ABM1/ABM2 = 44.05 dB

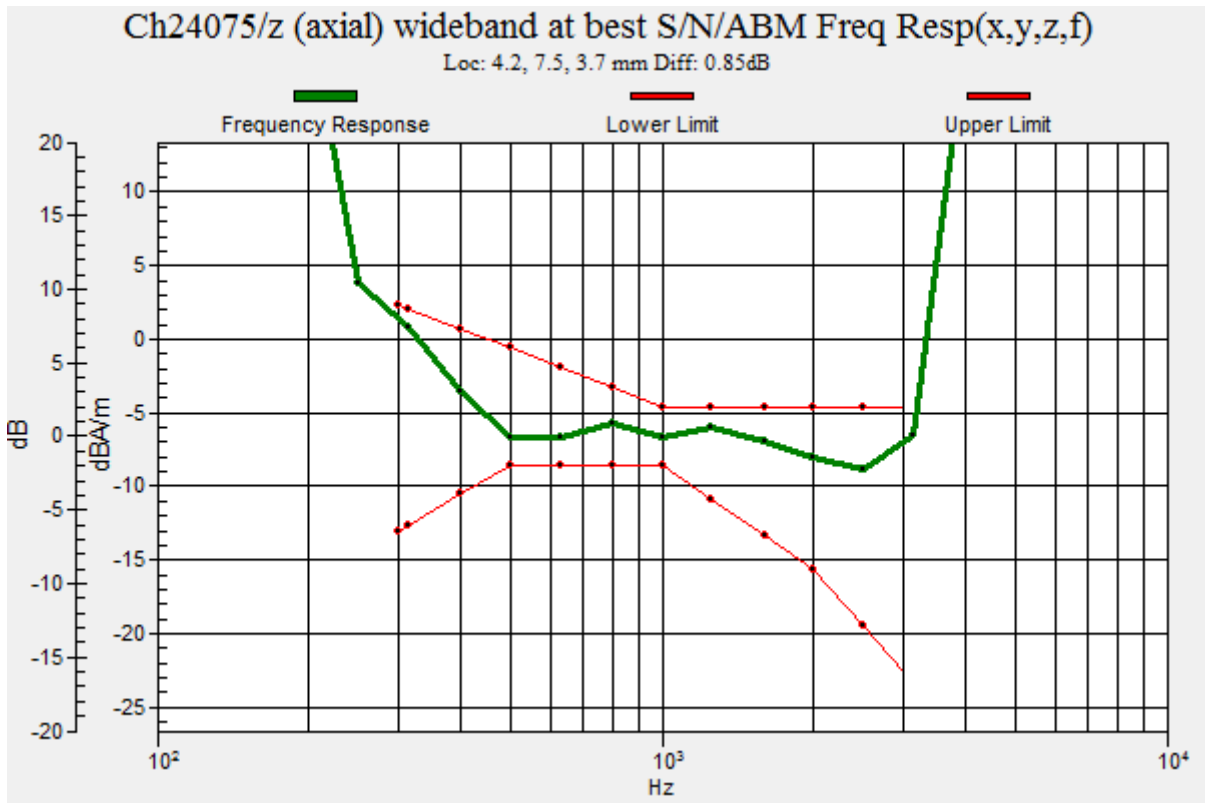
ABM1 comp = -8.30 dBA/m

BWC Factor = 0.17 dB

Location: 4.2, 7.5, 3.7 mm



0 dB = 159.4 = 44.05 dB



HAC_T-Coil_LTE Band 19_15M_QPSK_1RB_0offset_12.2Kbps_Ch24075_Y

Communication System: UID 10181 - CAB, LTE-FDD (SC-FDMA, 1 RB, 15 MHz, QPSK);
Frequency: 837.5 MHz; Duty Cycle: 1:3.7325

Medium: Air Medium parameters used: $\sigma = 0$ S/m, $\epsilon_r = 1$; $\rho = 0$ kg/m³

Ambient Temperature : 23.2 °C

DASY5 Configuration:

- Probe: AM1DV3 - 3128; ; Calibrated: 2022.07.19
- Sensor-Surface: 0mm (Fix Surface)
- Electronics: DAE4 Sn480; Calibrated: 2022.06.22
- Phantom: HAC Test Arch with AMCC; Type: SD HAC P01 BA;
- Measurement SW: DASY52, Version 52.8 (8); SEMCAD X Version 14.6.10 (7331)

Ch24075/y (transversal) 4.2mm 50 x 50/ABM SNR(x,y,z) (13x15x1): Measurement grid:

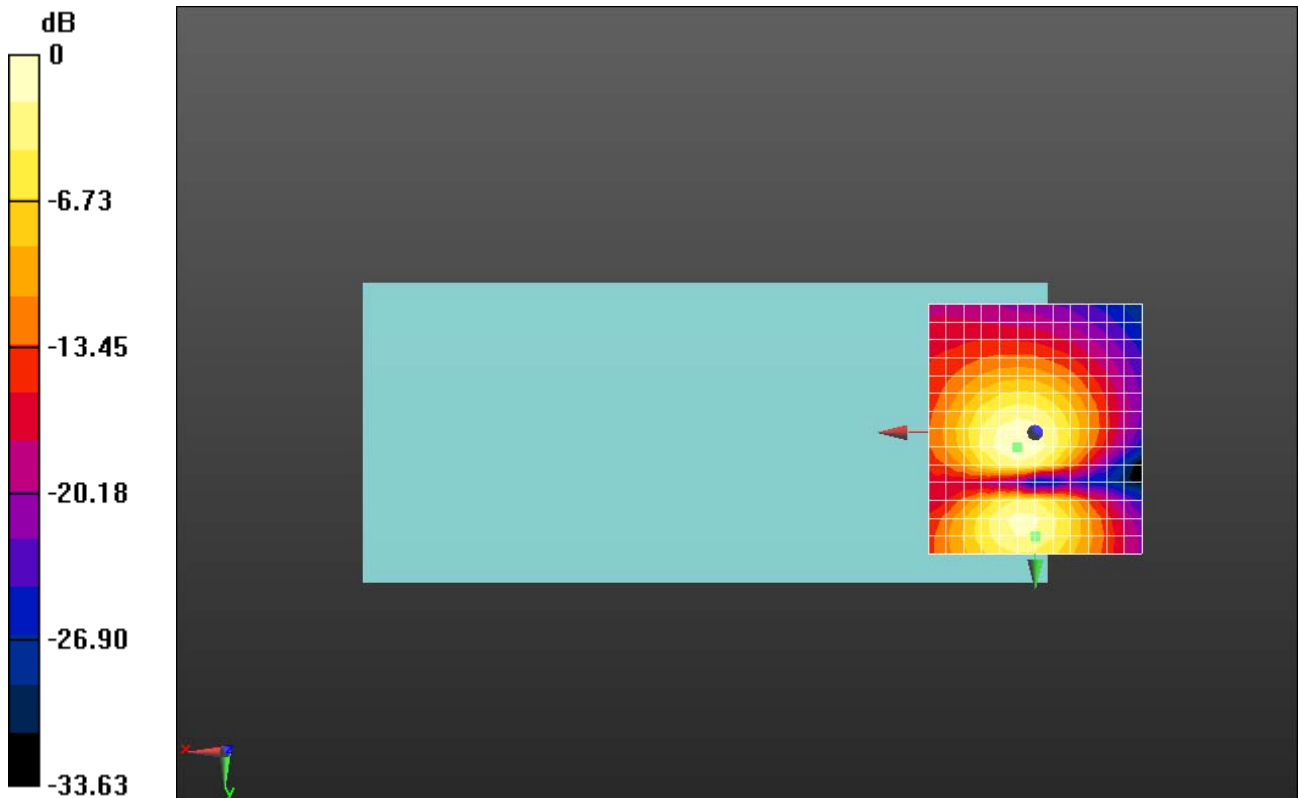
dx=10mm, dy=10mm

ABM1/ABM2 = 30.76 dB

ABM1 comp = -17.23 dBA/m

BWC Factor = 0.17 dB

Location: 0, 24.2, 3.7 mm



0 dB = 34.49 = 30.75 dB

HAC_T-Coil_LTE Band 25_20M_QPSK_1RB_0offset_12.2Kbps_Ch26365_Z

Communication System: UID 10169 - CAB, LTE-FDD (SC-FDMA, 1 RB, 20 MHz, QPSK);
Frequency: 1882.5 MHz; Duty Cycle: 1:3.74111

Medium: Air Medium parameters used: $\sigma = 0$ S/m, $\epsilon_r = 1$; $\rho = 0$ kg/m³

Ambient Temperature : 23.2 °C

DASY5 Configuration:

- Probe: AM1DV3 - 3128; ; Calibrated: 2022.07.19
- Sensor-Surface: 0mm (Fix Surface)
- Electronics: DAE4 Sn480; Calibrated: 2021.06.22
- Phantom: HAC Test Arch with AMCC; Type: SD HAC P01 BA;
- Measurement SW: DASY52, Version 52.8 (8); SEMCAD X Version 14.6.10 (7331)

Ch26365/z (axial) 4.2mm 50 x 50/ABM SNR(x,y,z) (13x15x1): Measurement grid:

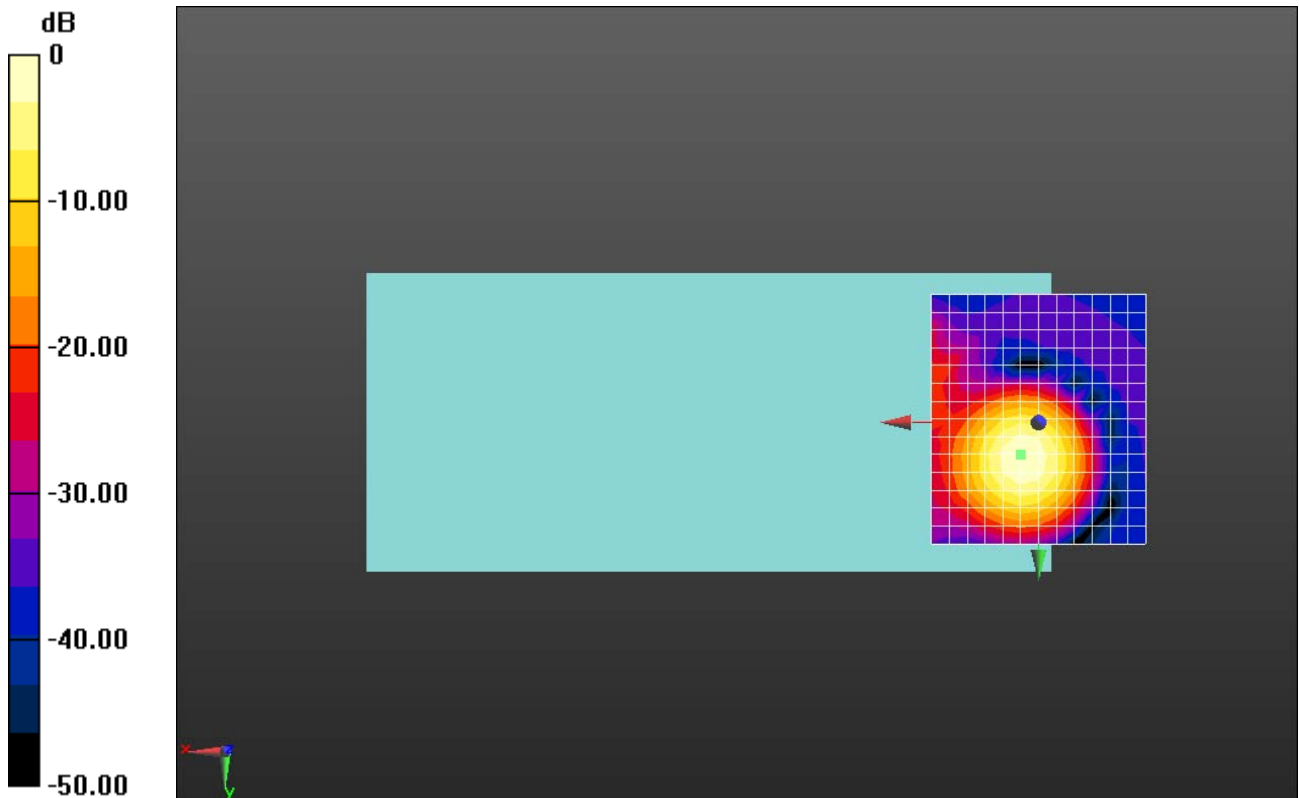
dx=10mm, dy=10mm

ABM1/ABM2 = 43.54 dB

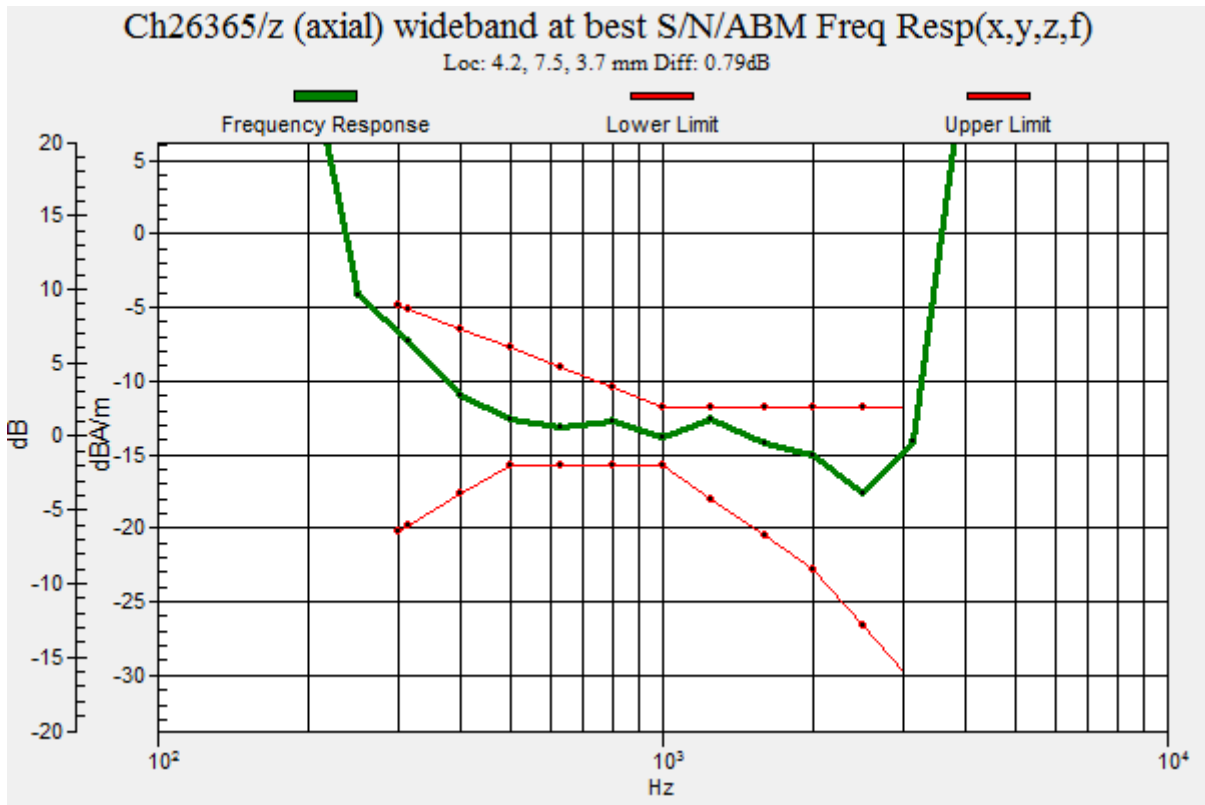
ABM1 comp = -7.76 dBA/m

BWC Factor = 0.17 dB

Location: 4.2, 7.5, 3.7 mm



0 dB = 150.3 = 43.54 dB



HAC_T-Coil_LTE Band 25_20M_QPSK_1RB_0offset_12.2Kbps_Ch26365_Y

Communication System: UID 10169 - CAB, LTE-FDD (SC-FDMA, 1 RB, 20 MHz, QPSK);
Frequency: 1882.5 MHz; Duty Cycle: 1:3.74111

Medium: Air Medium parameters used: $\sigma = 0$ S/m, $\epsilon_r = 1$; $\rho = 0$ kg/m³

Ambient Temperature : 23.2 °C

DASY5 Configuration:

- Probe: AM1DV3 - 3128; ; Calibrated: 2022.07.19
- Sensor-Surface: 0mm (Fix Surface)
- Electronics: DAE4 Sn480; Calibrated: 2022.06.22
- Phantom: HAC Test Arch with AMCC; Type: SD HAC P01 BA;
- Measurement SW: DASY52, Version 52.8 (8); SEMCAD X Version 14.6.10 (7331)

Ch26365/y (transversal) 4.2mm 50 x 50/ABM SNR(x,y,z) (13x15x1): Measurement grid:

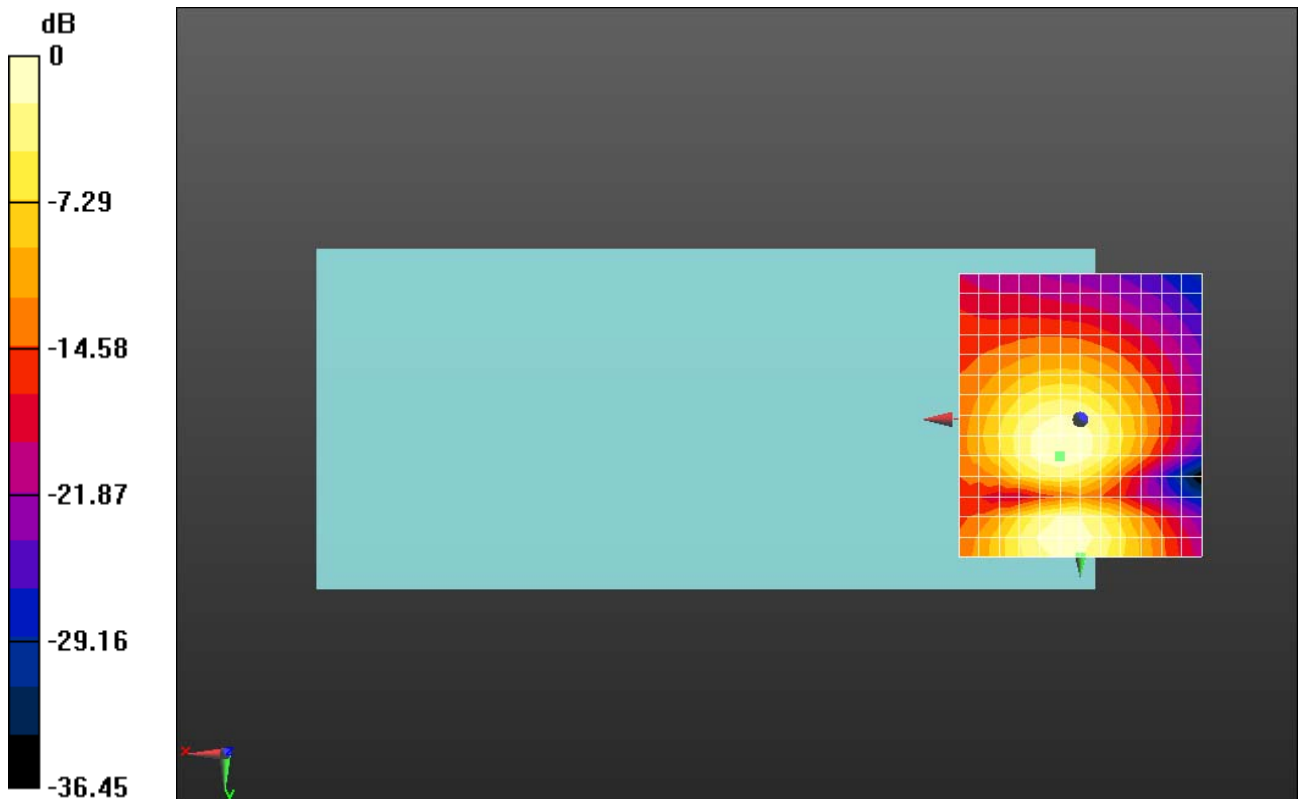
dx=10mm, dy=10mm

ABM1/ABM2 = 32.32 dB

ABM1 comp = -16.36 dBA/m

BWC Factor = 0.17 dB

Location: 0, 28.3, 3.7 mm



0 dB = 41.28 = 32.31 dB

HAC_T-Coil_LTE Band 26_15M_QPSK_1RB_0offset_12.2Kbps_Ch26865_Z

Communication System: UID 10311 - AAA, LTE-FDD (SC-FDMA, 100% RB, 15 MHz, QPSK);
Frequency: 831.5 MHz; Duty Cycle: 1:4.03645

Medium: Air Medium parameters used: $\sigma = 0$ S/m, $\epsilon_r = 1$; $\rho = 0$ kg/m³

Ambient Temperature : 23.2 °C

DASY5 Configuration:

- Probe: AM1DV3 - 3128; ; Calibrated: 2022.07.19
- Sensor-Surface: 0mm (Fix Surface)
- Electronics: DAE4 Sn480; Calibrated: 2022.06.22
- Phantom: HAC Test Arch with AMCC; Type: SD HAC P01 BA;
- Measurement SW: DASY52, Version 52.8 (8); SEMCAD X Version 14.6.10 (7331)

Ch26865/z (axial) 4.2mm 50 x 50/ABM SNR(x,y,z) (13x15x1): Measurement grid:

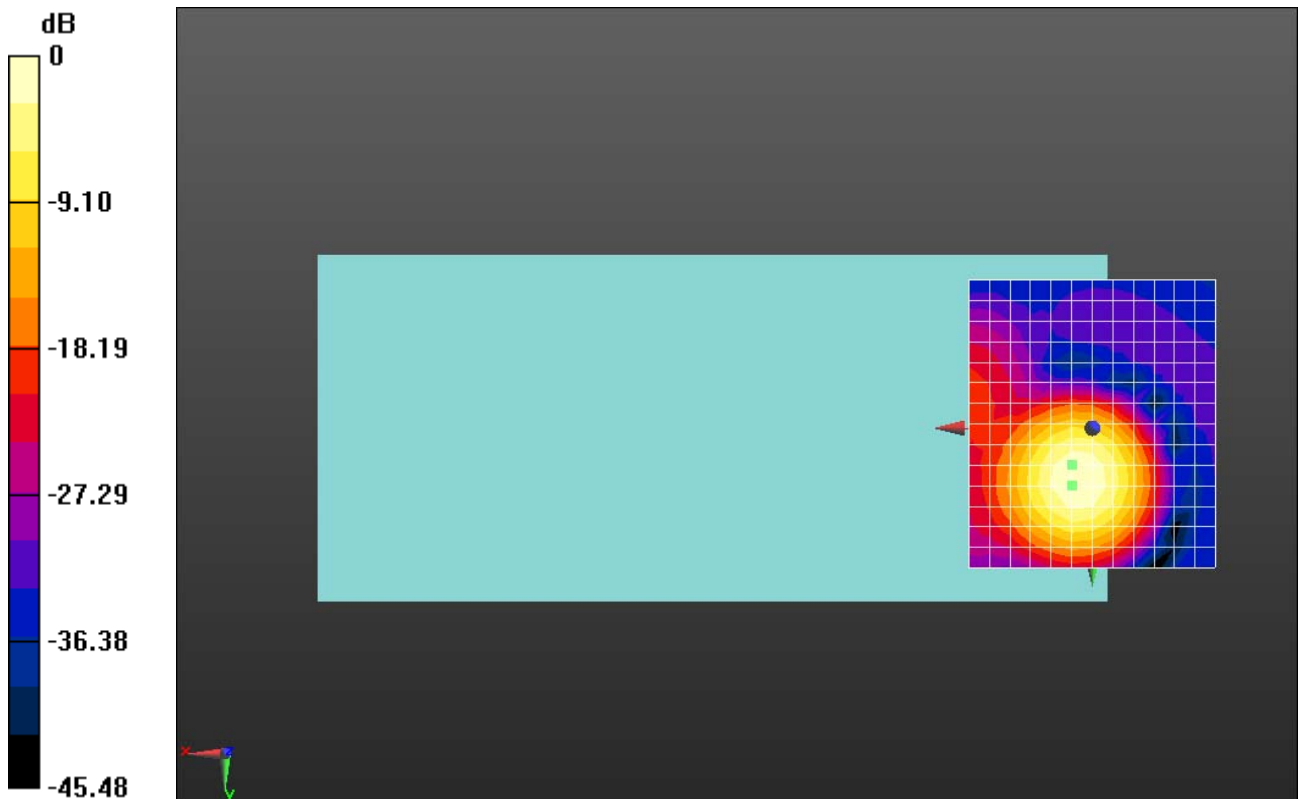
dx=10mm, dy=10mm

ABM1/ABM2 = 43.68 dB

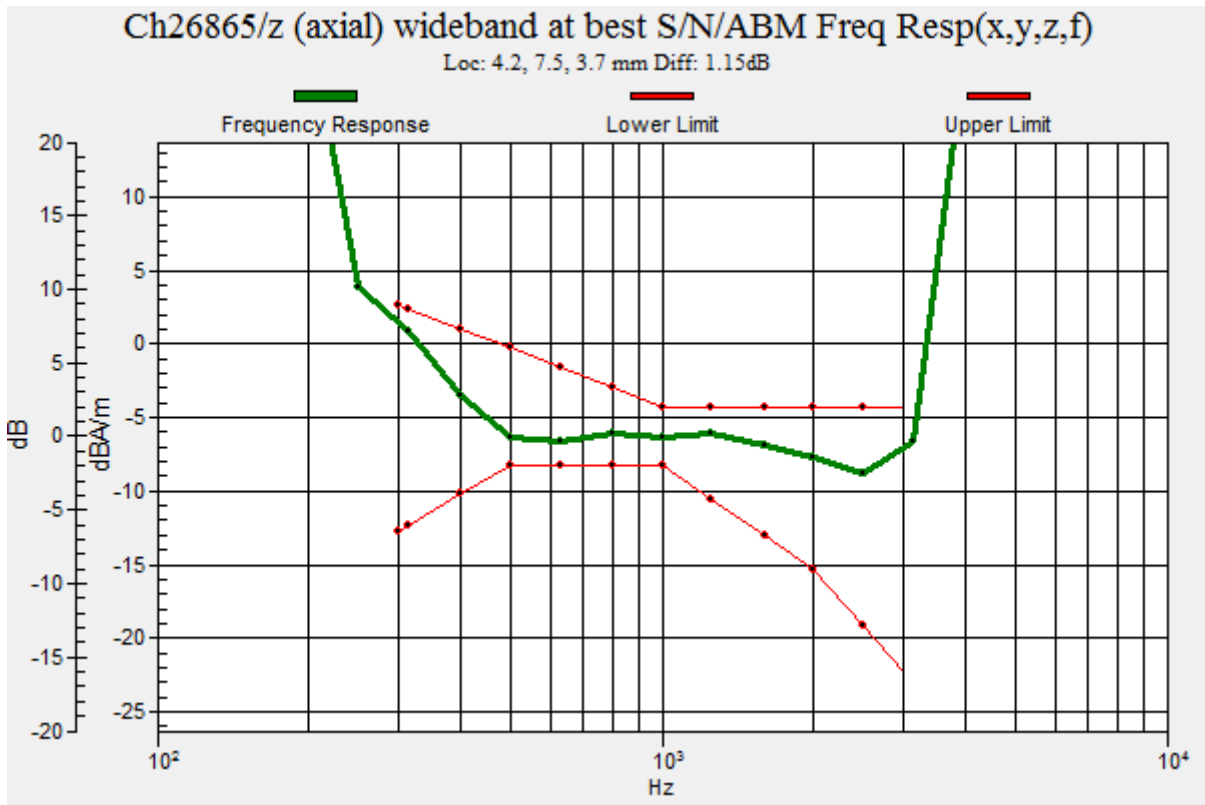
ABM1 comp = -8.39 dBA/m

BWC Factor = 0.17 dB

Location: 4.2, 7.5, 3.7 mm



0 dB = 152.8 = 43.68 dB



HAC_T-Coil_LTE Band 26_15M_QPSK_1RB_0offset_12.2Kbps_Ch26865_Y

Communication System: UID 10311 - AAA, LTE-FDD (SC-FDMA, 100% RB, 15 MHz, QPSK);
 Frequency: 831.5 MHz; Duty Cycle: 1:4.03645

Medium: Air Medium parameters used: $\sigma = 0$ S/m, $\epsilon_r = 1$; $\rho = 0$ kg/m³

Ambient Temperature : 23.2 °C

DASY5 Configuration:

- Probe: AM1DV3 - 3128; ; Calibrated: 2022.07.19
- Sensor-Surface: 0mm (Fix Surface)
- Electronics: DAE4 Sn480; Calibrated: 2022.06.22
- Phantom: HAC Test Arch with AMCC; Type: SD HAC P01 BA;
- Measurement SW: DASY52, Version 52.8 (8); SEMCAD X Version 14.6.10 (7331)

Ch26865/y (transversal) 4.2mm 50 x 50/ABM SNR(x,y,z) (13x15x1): Measurement grid:

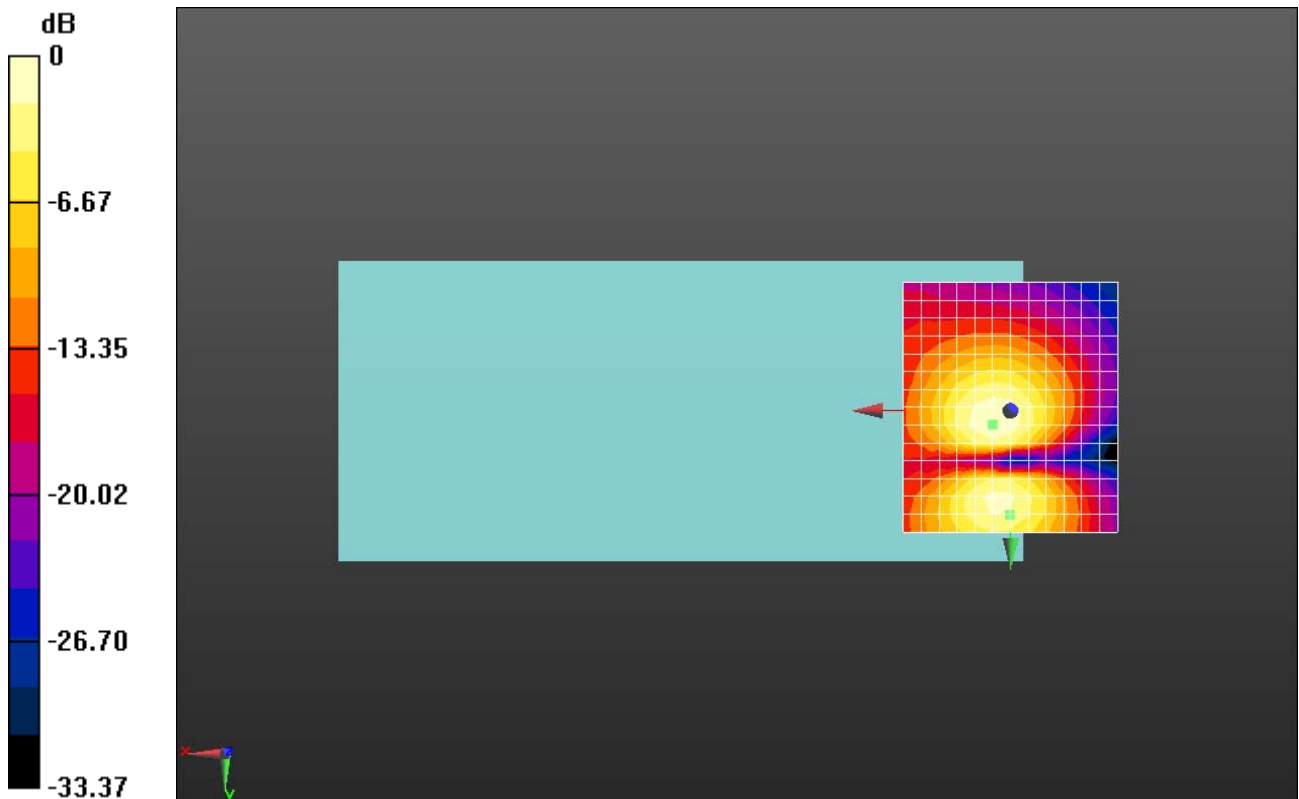
dx=10mm, dy=10mm

ABM1/ABM2 = 31.45 dB

ABM1 comp = -17.28 dBA/m

BWC Factor = 0.17 dB

Location: 0, 24.2, 3.7 mm



0 dB = 37.36 = 31.45 dB

HAC_T-Coil_LTE Band 30_10M_QPSK_1RB_0offset_12.2Kbps_Ch27710_Z

Communication System: UID 0, LTE-FDD (SC-FDMA, 1RB, 20MHz, QPSK) (0); Frequency: 2310 MHz; Duty Cycle: 1:3.74111

Medium: Air Medium parameters used: $\sigma = 0$ S/m, $\epsilon_r = 1$; $\rho = 0$ kg/m³

Ambient Temperature : 23.2 °C

DASY5 Configuration:

- Probe: AM1DV3 - 3128; ; Calibrated: 2022.07.19
- Sensor-Surface: 0mm (Fix Surface)
- Electronics: DAE4 Sn480; Calibrated: 2022.06.22
- Phantom: HAC Test Arch with AMCC; Type: SD HAC P01 BA;
- Measurement SW: DASY52, Version 52.8 (8); SEMCAD X Version 14.6.10 (7331)

Ch27710/z (axial) 4.2mm 50 x 50/ABM SNR(x,y,z) (13x15x1): Measurement grid:

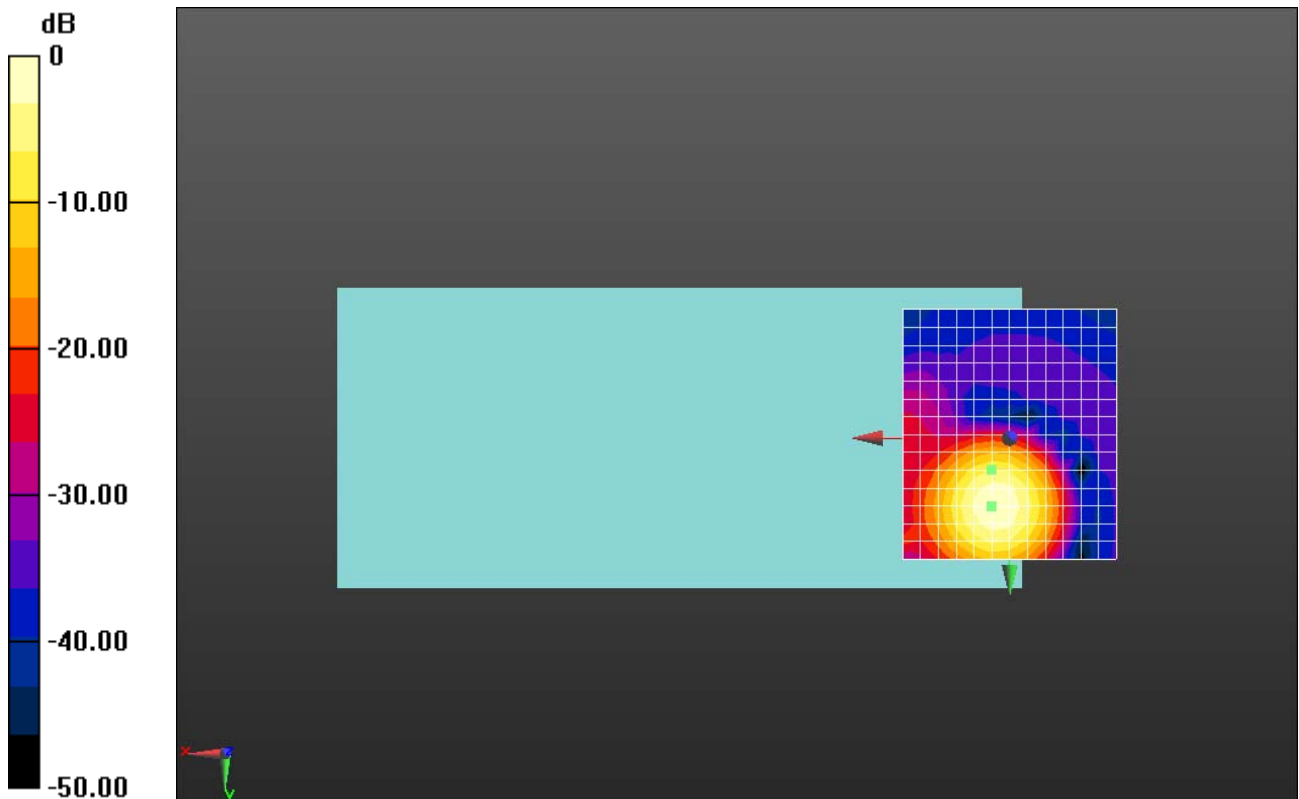
dx=10mm, dy=10mm

ABM1/ABM2 = 44.48 dB

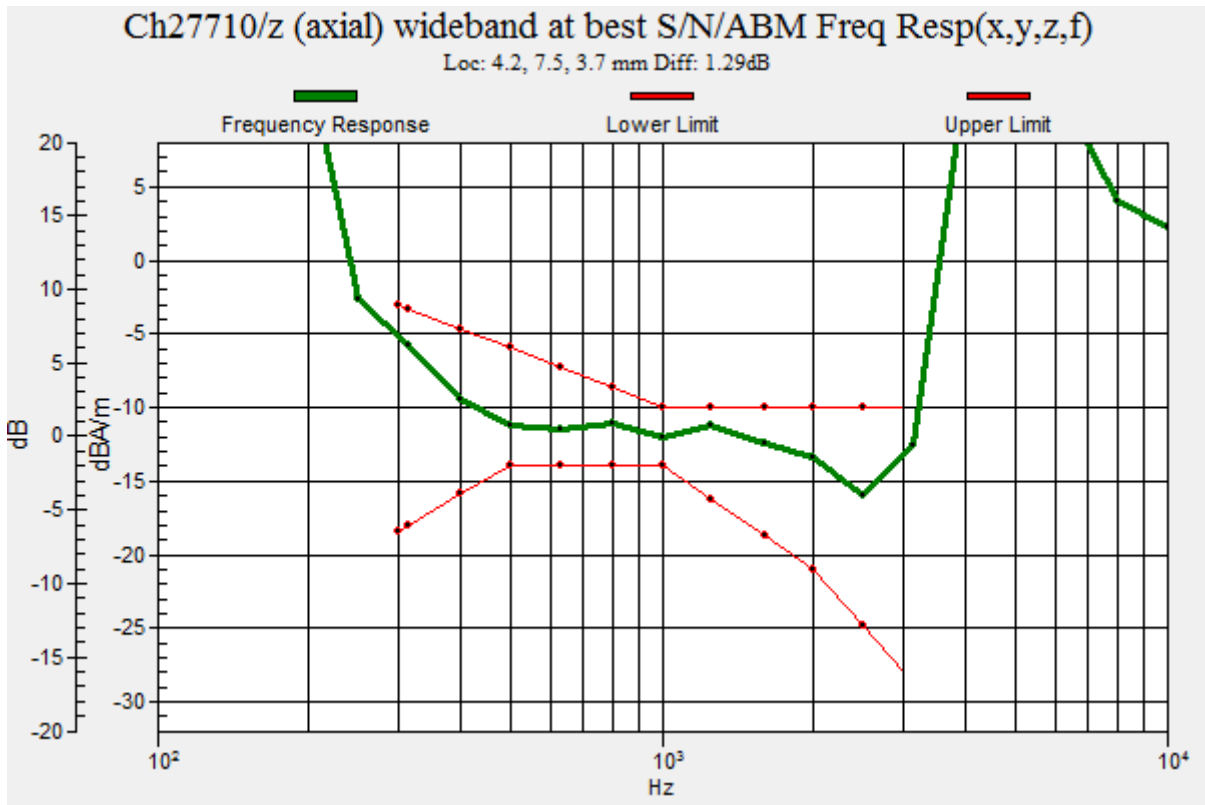
ABM1 comp = -7.78 dBA/m

BWC Factor = 0.17 dB

Location: 4.2, 15.8, 3.7 mm



0 dB = 167.4 = 44.48 dB



HAC_T-Coil_LTE Band 30_10M_QPSK_1RB_0offset_12.2Kbps_Ch27710_Y

Communication System: UID 0, LTE-FDD (SC-FDMA, 1RB, 20MHz, QPSK) (0); Frequency: 2310 MHz; Duty Cycle: 1:3.74111

Medium: Air Medium parameters used: $\sigma = 0$ S/m, $\epsilon_r = 1$; $\rho = 0$ kg/m³

Ambient Temperature : 23.2 °C

DASY5 Configuration:

- Probe: AM1DV3 - 3128; ; Calibrated: 2022.07.19
- Sensor-Surface: 0mm (Fix Surface)
- Electronics: DAE4 Sn480; Calibrated: 2022.06.22
- Phantom: HAC Test Arch with AMCC; Type: SD HAC P01 BA;
- Measurement SW: DASY52, Version 52.8 (8); SEMCAD X Version 14.6.10 (7331)

Ch27710/y (transversal) 4.2mm 50 x 50/ABM SNR(x,y,z) (13x15x1): Measurement grid:

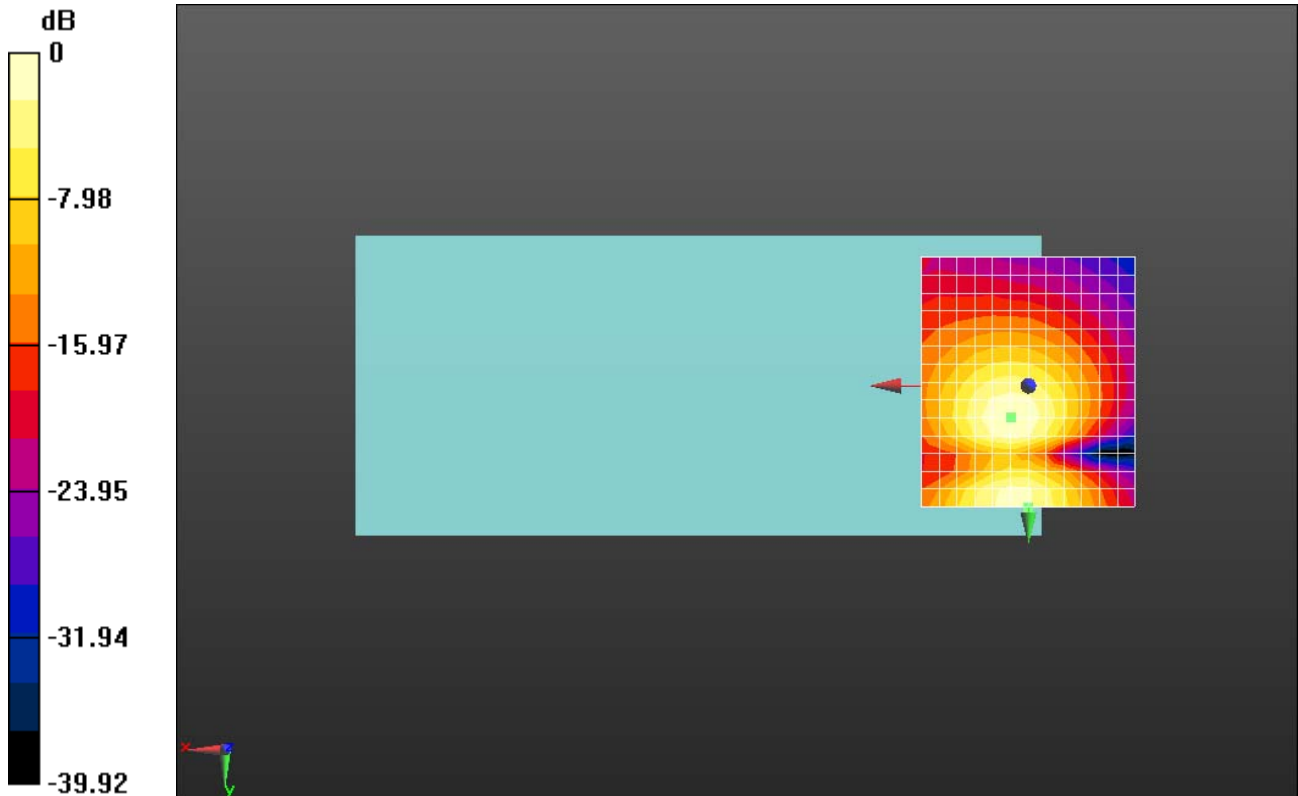
dx=10mm, dy=10mm

ABM1/ABM2 = 33.00 dB

ABM1 comp = -17.10 dBA/m

BWC Factor = 0.17 dB

Location: 0, 28.3, 3.7 mm



0 dB = 44.68 = 33.00 dB

HAC_T-Coil_LTE Band 41_20M_QPSK_1RB_0offset_12.2Kbps_Ch40620_Z

Communication System: UID 10172 - CAB, LTE-TDD (SC-FDMA, 1 RB, 20 MHz, QPSK);
Frequency: 2593 MHz; Duty Cycle: 1:8.33681

Medium: Air Medium parameters used: $\sigma = 0$ S/m, $\epsilon_r = 1$; $\rho = 0$ kg/m³

Ambient Temperature : 23.2 °C

DASY5 Configuration:

- Probe: AM1DV3 - 3128; ; Calibrated: 2022.07.19
- Sensor-Surface: 0mm (Fix Surface)
- Electronics: DAE4 Sn480; Calibrated: 2022.06.22
- Phantom: HAC Test Arch with AMCC; Type: SD HAC P01 BA;
- Measurement SW: DASY52, Version 52.8 (8); SEMCAD X Version 14.6.10 (7331)

Ch40620/z (axial) 4.2mm 50 x 50/ABM SNR(x,y,z) (13x15x1): Measurement grid:

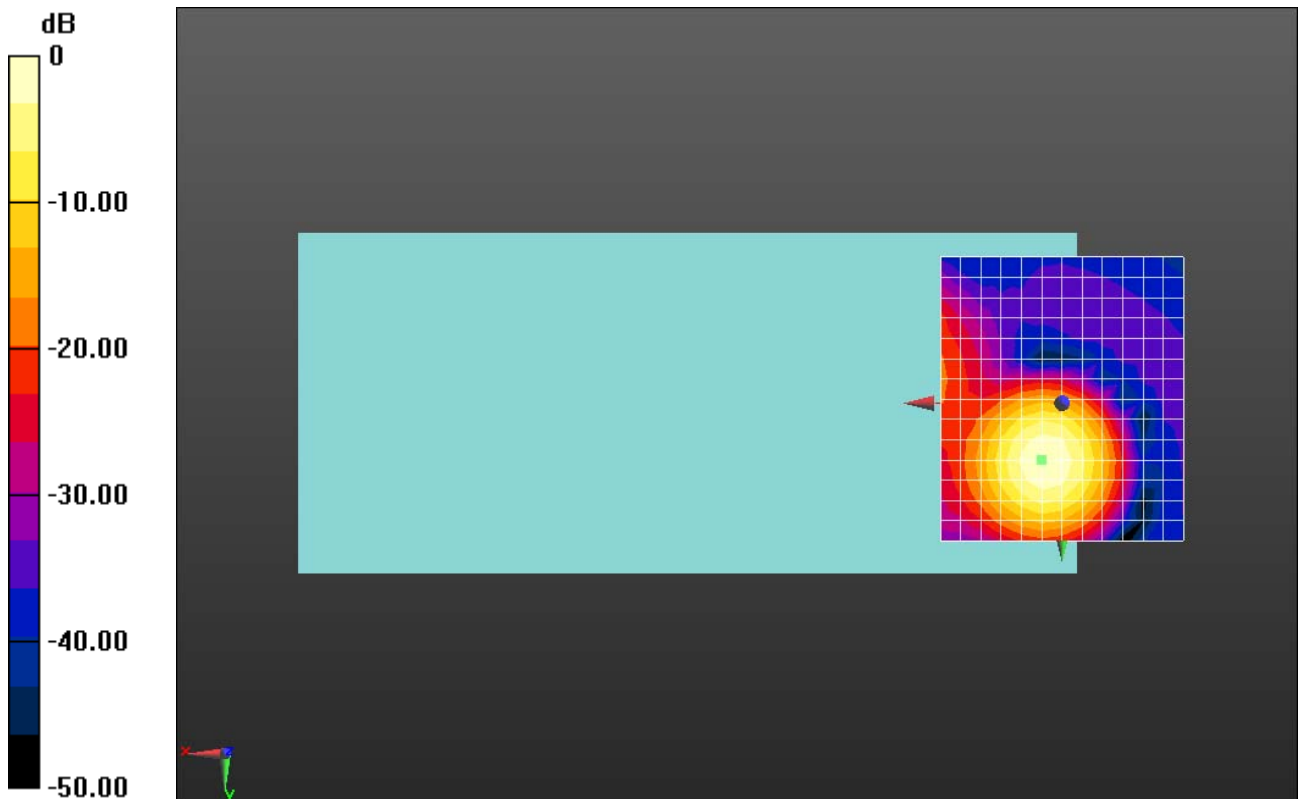
dx=10mm, dy=10mm

ABM1/ABM2 = 31.81 dB

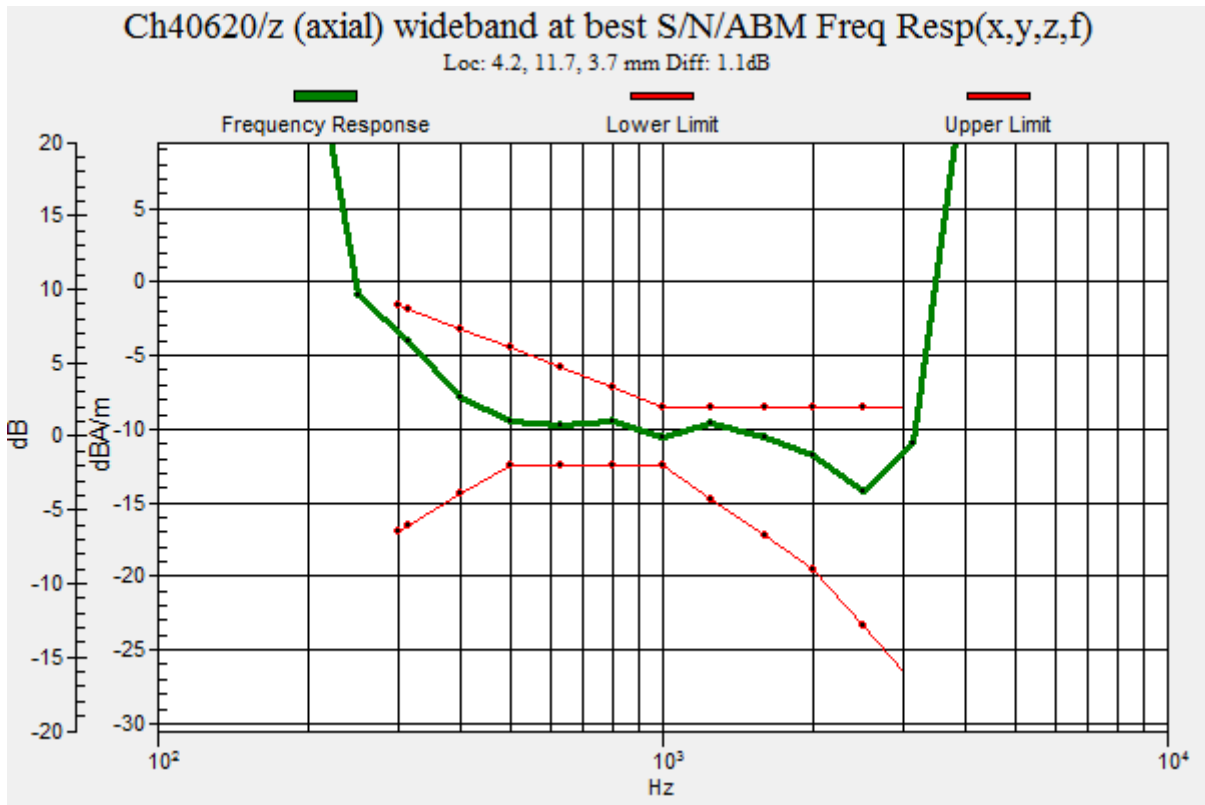
ABM1 comp = -7.55 dBA/m

BWC Factor = 0.17 dB

Location: 4.2, 11.7, 3.7 mm



0 dB = 38.95 = 31.81 dB



HAC_T-Coil_LTE Band 41_20M_QPSK_1RB_0offset_12.2Kbps_Ch40620_Y

Communication System: UID 10172 - CAB, LTE-TDD (SC-FDMA, 1 RB, 20 MHz, QPSK);
Frequency: 2593 MHz; Duty Cycle: 1:8.33681

Medium: Air Medium parameters used: $\sigma = 0$ S/m, $\epsilon_r = 1$; $\rho = 0$ kg/m³

Ambient Temperature : 23.2 °C

DASY5 Configuration:

- Probe: AM1DV3 - 3128; ; Calibrated: 2022.07.19
- Sensor-Surface: 0mm (Fix Surface)
- Electronics: DAE4 Sn480; Calibrated: 2022.06.22
- Phantom: HAC Test Arch with AMCC; Type: SD HAC P01 BA;
- Measurement SW: DASY52, Version 52.8 (8); SEMCAD X Version 14.6.10 (7331)

Ch40620/y (transversal) 4.2mm 50 x 50/ABM SNR(x,y,z) (13x15x1): Measurement grid:

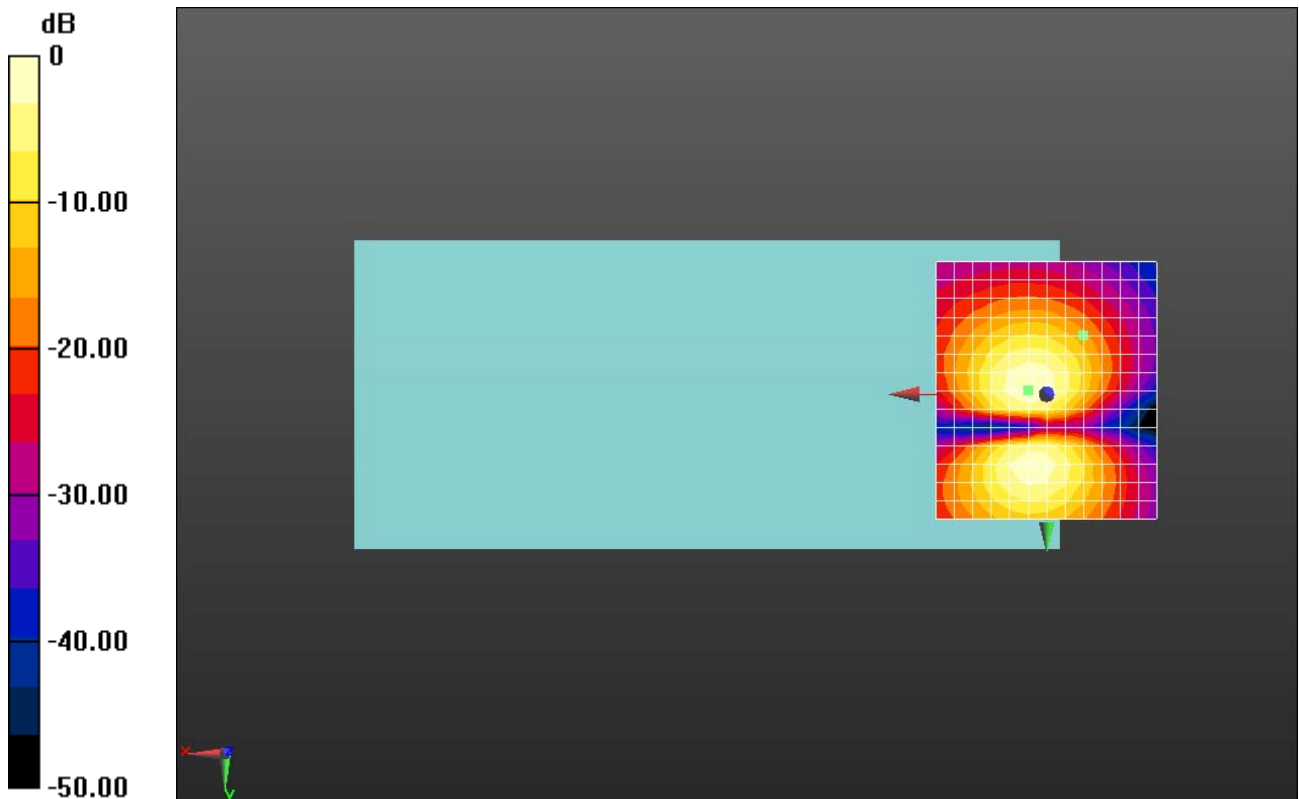
dx=10mm, dy=10mm

ABM1/ABM2 = 36.89 dB

ABM1 comp = -10.55 dBA/m

BWC Factor = 0.17 dB

Location: -8.3, -13.3, 3.7 mm



0 dB = 69.90 = 36.89 dB

HAC_T-Coil_LTE Band 66_20M_QPSK_1RB_0offset_12.2Kbps_Ch132322_Z

Communication System: UID 0, LTE-FDD (SC-FDMA, 1RB, 20MHz, QPSK) (0); Frequency: 1745 MHz; Duty Cycle: 1:3.74111

Medium: Air Medium parameters used: $\sigma = 0$ S/m, $\epsilon_r = 1$; $\rho = 0$ kg/m³

Ambient Temperature : 23.2 °C

DASY5 Configuration:

- Probe: AM1DV3 - 3128; ; Calibrated: 2022.07.19
- Sensor-Surface: 0mm (Fix Surface)
- Electronics: DAE4 Sn480; Calibrated: 2022.06.22
- Phantom: HAC Test Arch with AMCC; Type: SD HAC P01 BA;
- Measurement SW: DASY52, Version 52.8 (8); SEMCAD X Version 14.6.10 (7331)

Ch132322/z (axial) 4.2mm 50 x 50/ABM SNR(x,y,z) (13x15x1): Measurement grid:

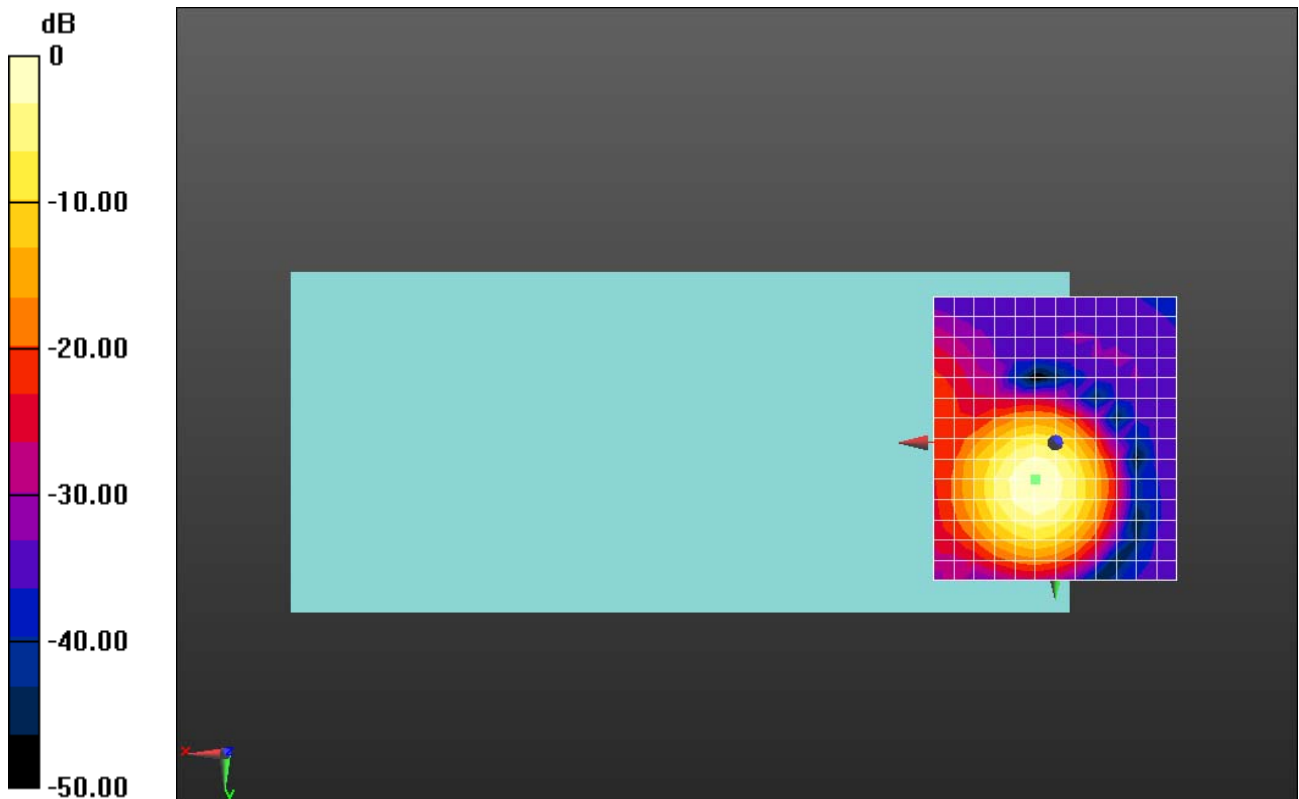
dx=10mm, dy=10mm

ABM1/ABM2 = 43.69 dB

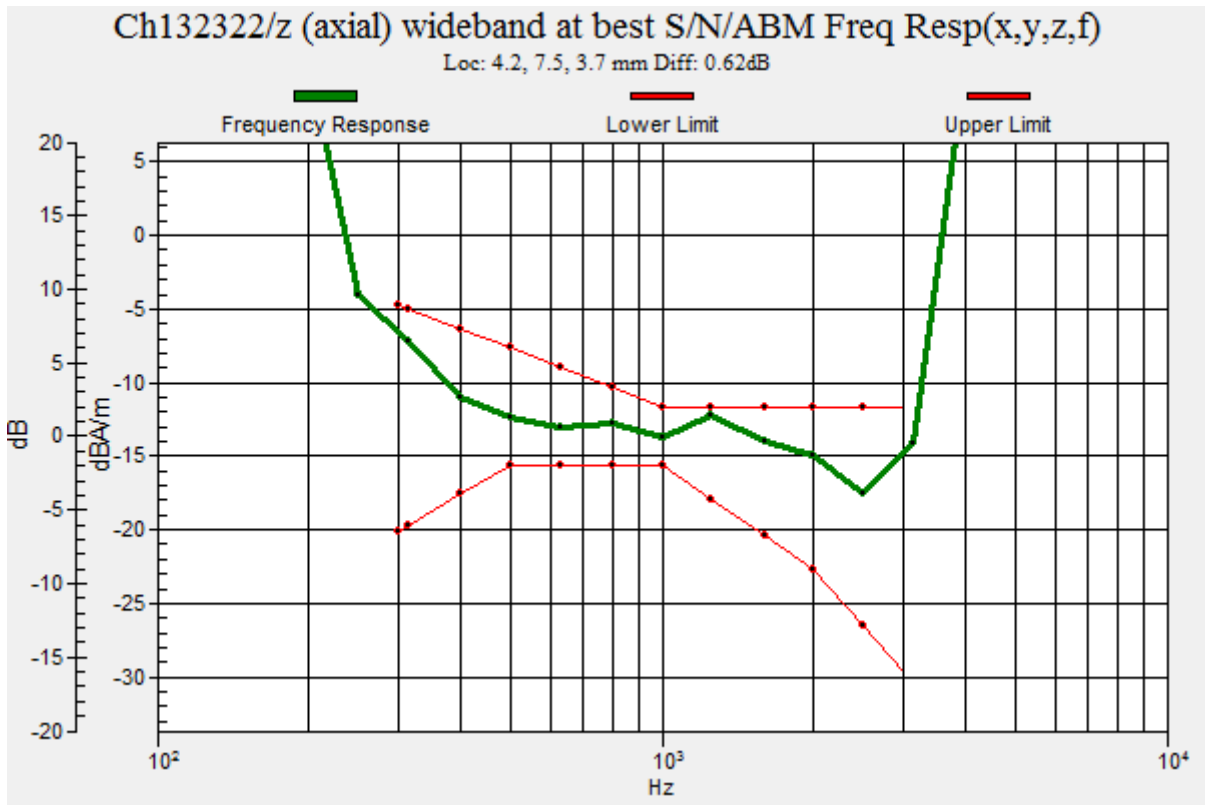
ABM1 comp = -7.71 dBA/m

BWC Factor = 0.17 dB

Location: 4.2, 7.5, 3.7 mm



0 dB = 152.9 = 43.69 dB



HAC_T-Coil_LTE Band 66_20M_QPSK_1RB_0offset_12.2Kbps_Ch132322_Y

Communication System: UID 0, LTE-FDD (SC-FDMA, 1RB, 20MHz, QPSK) (0); Frequency: 1745 MHz; Duty Cycle: 1:3.74111

Medium: Air Medium parameters used: $\sigma = 0$ S/m, $\epsilon_r = 1$; $\rho = 0$ kg/m³

Ambient Temperature : 23.2 °C

DASY5 Configuration:

- Probe: AM1DV3 - 3128; ; Calibrated: 2022.07.19
- Sensor-Surface: 0mm (Fix Surface)
- Electronics: DAE4 Sn480; Calibrated: 2022.06.22
- Phantom: HAC Test Arch with AMCC; Type: SD HAC P01 BA;
- Measurement SW: DASY52, Version 52.8 (8); SEMCAD X Version 14.6.10 (7331)

Ch132322/y (transversal) 4.2mm 50 x 50/ABM SNR(x,y,z) (13x15x1): Measurement

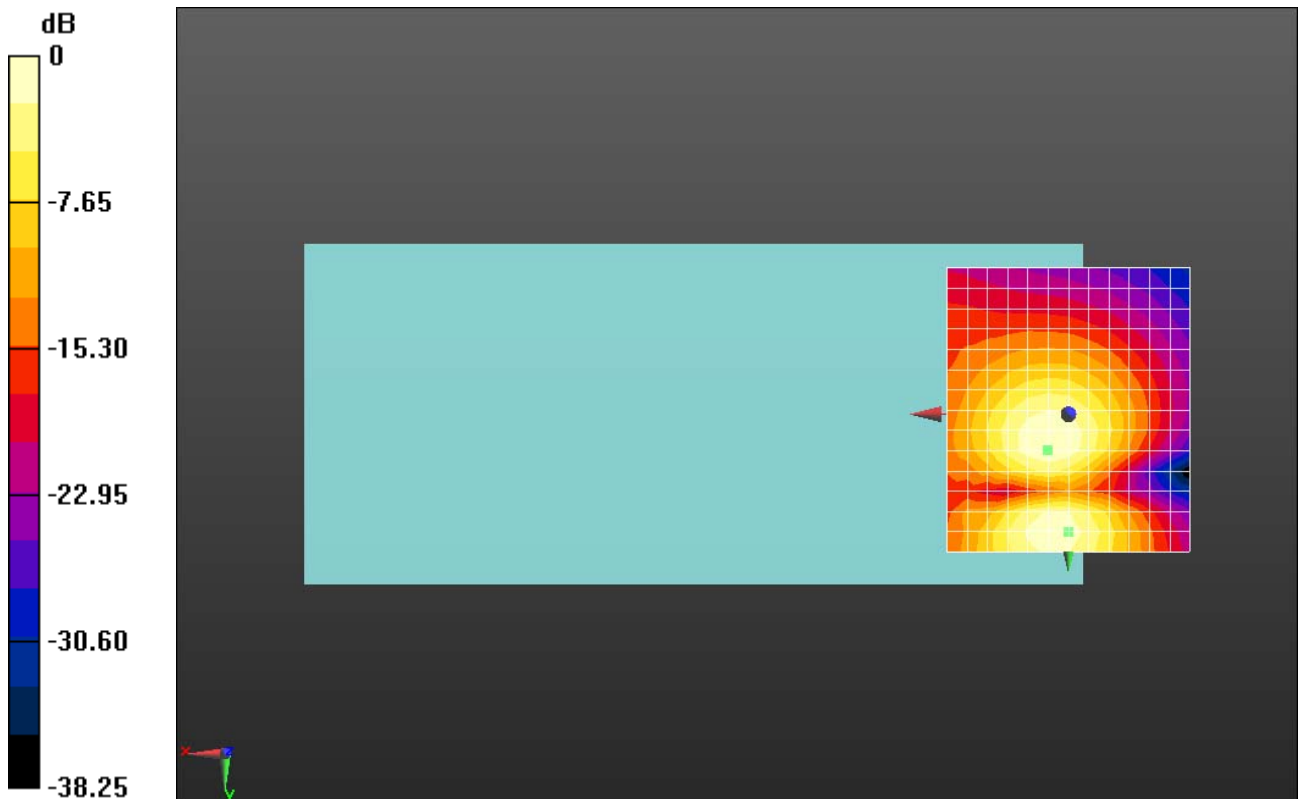
grid: dx=10mm, dy=10mm

ABM1/ABM2 = 33.26 dB

ABM1 comp = -14.84 dBA/m

BWC Factor = 0.17 dB

Location: 0, 24.2, 3.7 mm



0 dB = 46.03 = 33.26 dB

HAC_T-Coil_VoWiFi 2.4GHz_802.11b 1Mbps_AMR 12.2Kbps_Ch6_Z

Communication System: UID 10419 - AAA, IEEE 802.11g WiFi 2.4 GHz (DSSS-OFDM, 6 Mbps, 99pc duty cycle, Short preamble); Frequency: 2437 MHz; Duty Cycle: 1:6.59174

Medium: Air Medium parameters used: $\sigma = 0$ S/m, $\epsilon_r = 1$; $\rho = 0$ kg/m³

Ambient Temperature : 23.2 °C

DASY5 Configuration:

- Probe: AM1DV3 - 3128; ; Calibrated: 2022.07.19
- Sensor-Surface: 0mm (Fix Surface)
- Electronics: DAE4 Sn480; Calibrated: 2022.06.22
- Phantom: HAC Test Arch with AMCC; Type: SD HAC P01 BA;
- Measurement SW: DASY52, Version 52.8 (8); SEMCAD X Version 14.6.10 (7331)


Ch6/z (axial) 4.2mm 50 x 50/ABM SNR(x,y,z) (13x15x1): Measurement grid: dx=10mm, dy=10mm

ABM1/ABM2 = 43.48 dB

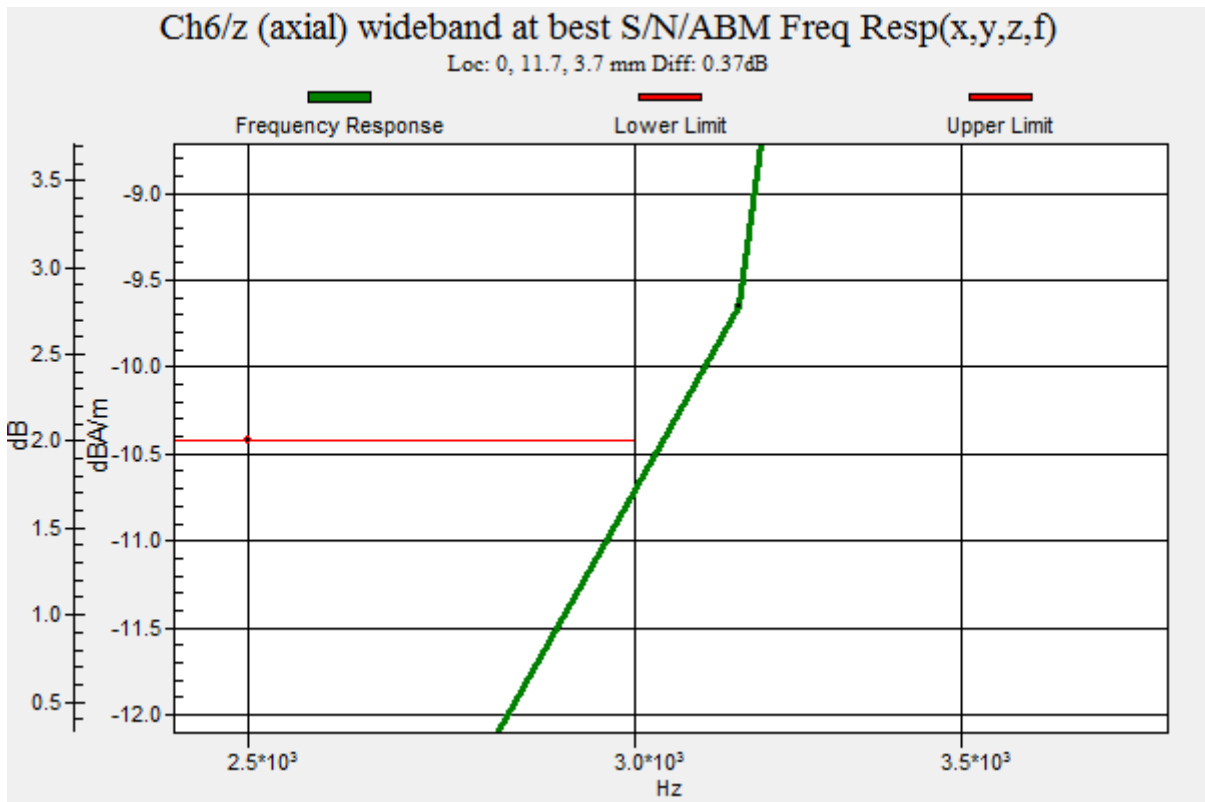
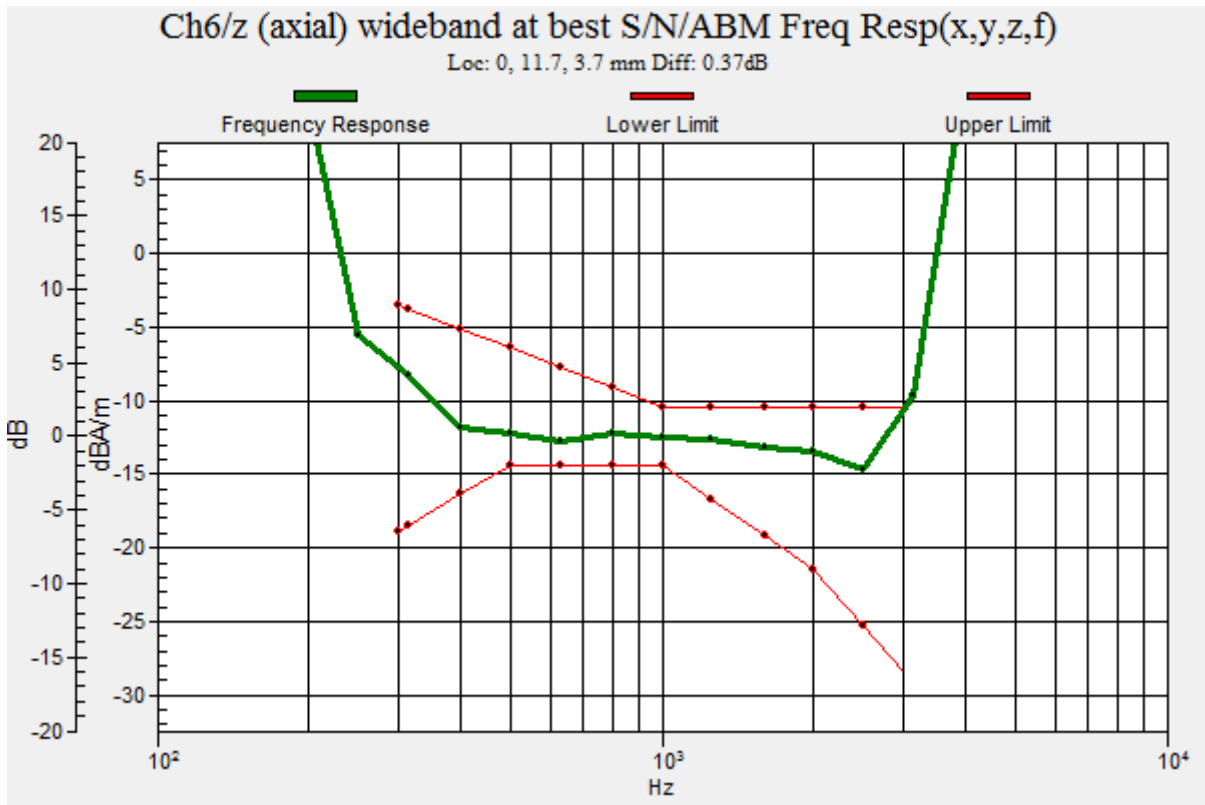
ABM1 comp = -8.95 dBA/m

BWC Factor = 0.17 dB

Location: 0, 11.7, 3.7 mm



0 dB = 149.4 = 43.49 dB



HAC_T-Coil_VoWiFi 2.4GHz_802.11b 1Mbps_AMR 12.2Kbps_Ch6_Y

Communication System: UID 10419 - AAA, IEEE 802.11g WiFi 2.4 GHz (DSSS-OFDM, 6 Mbps, 99pc duty cycle, Short preamble); Frequency: 2437 MHz; Duty Cycle: 1:6.59174

Medium: Air Medium parameters used: $\sigma = 0$ S/m, $\epsilon_r = 1$; $\rho = 0$ kg/m³

Ambient Temperature : 23.2 °C

DASY5 Configuration:

- Probe: AM1DV3 - 3128; ; Calibrated: 2022.07.19
- Sensor-Surface: 0mm (Fix Surface)
- Electronics: DAE4 Sn480; Calibrated: 2022.06.22
- Phantom: HAC Test Arch with AMCC; Type: SD HAC P01 BA;
- Measurement SW: DASY52, Version 52.8 (8); SEMCAD X Version 14.6.10 (7331)

Ch6/y (transversal) 4.2mm 50 x 50/ABM SNR(x,y,z) (13x15x1): Measurement grid:

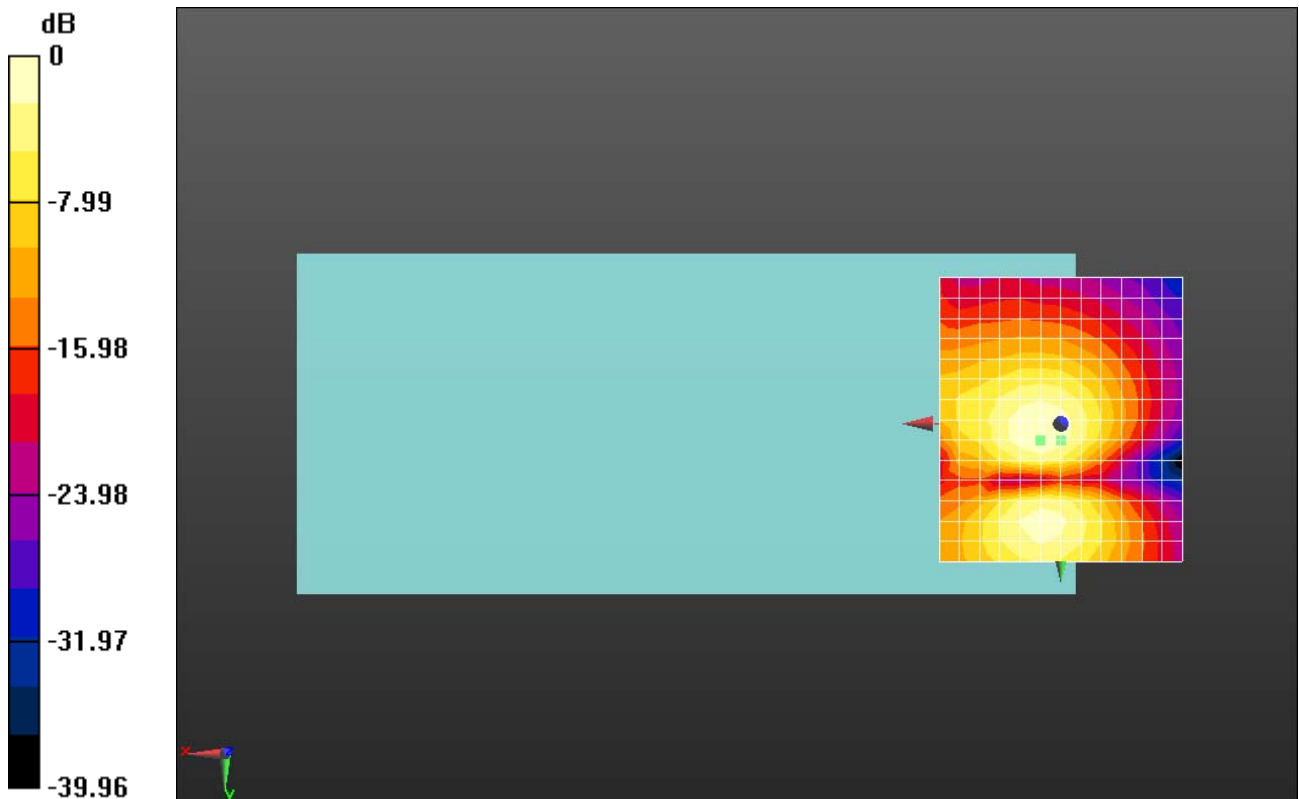
dx=10mm, dy=10mm

ABM1/ABM2 = 31.27 dB

ABM1 comp = -16.00 dBA/m

BWC Factor = 0.17 dB

Location: 0, 3.3, 3.7 mm



0 dB = 36.58 = 31.26 dB

HAC_T-Coil_VoWiFi 2.4GHz_802.11g 6Mbps_AMR 12.2Kbps_Ch6_Z

Communication System: UID 10419 - AAA, IEEE 802.11g WiFi 2.4 GHz (DSSS-OFDM, 6 Mbps, 99pc duty cycle, Short preamble); Frequency: 2437 MHz; Duty Cycle: 1:6.59174

Medium: Air Medium parameters used: $\sigma = 0$ S/m, $\epsilon_r = 1$; $\rho = 0$ kg/m³

Ambient Temperature : 23.2 °C

DASY5 Configuration:

- Probe: AM1DV3 - 3128; ; Calibrated: 2022.07.19
- Sensor-Surface: 0mm (Fix Surface)
- Electronics: DAE4 Sn480; Calibrated: 2022.06.22
- Phantom: HAC Test Arch with AMCC; Type: SD HAC P01 BA;
- Measurement SW: DASY52, Version 52.8 (8); SEMCAD X Version 14.6.10 (7331)

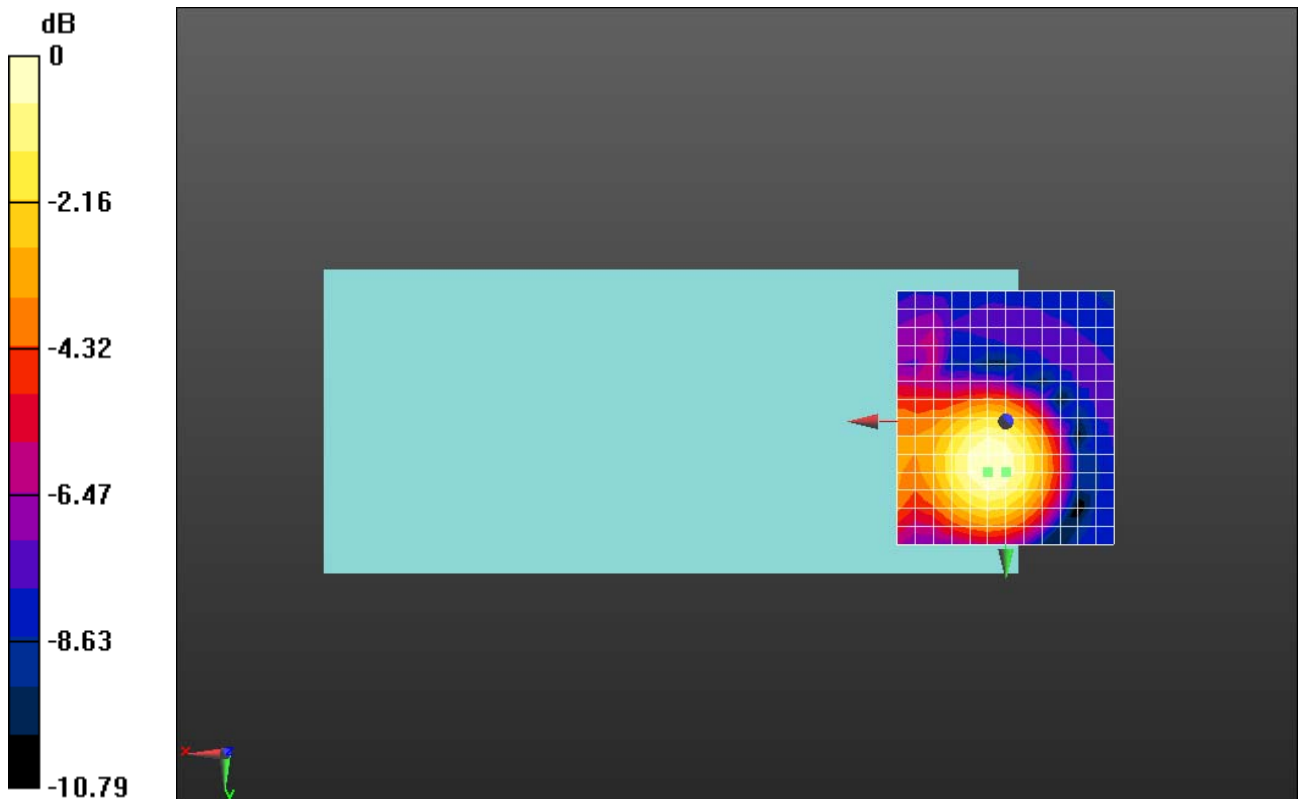
Ch6/z (axial) 4.2mm 50 x 50/ABM SNR(x,y,z) (13x15x1): Measurement grid: dx=10mm, dy=10mm

ABM1/ABM2 = 43.42 dB

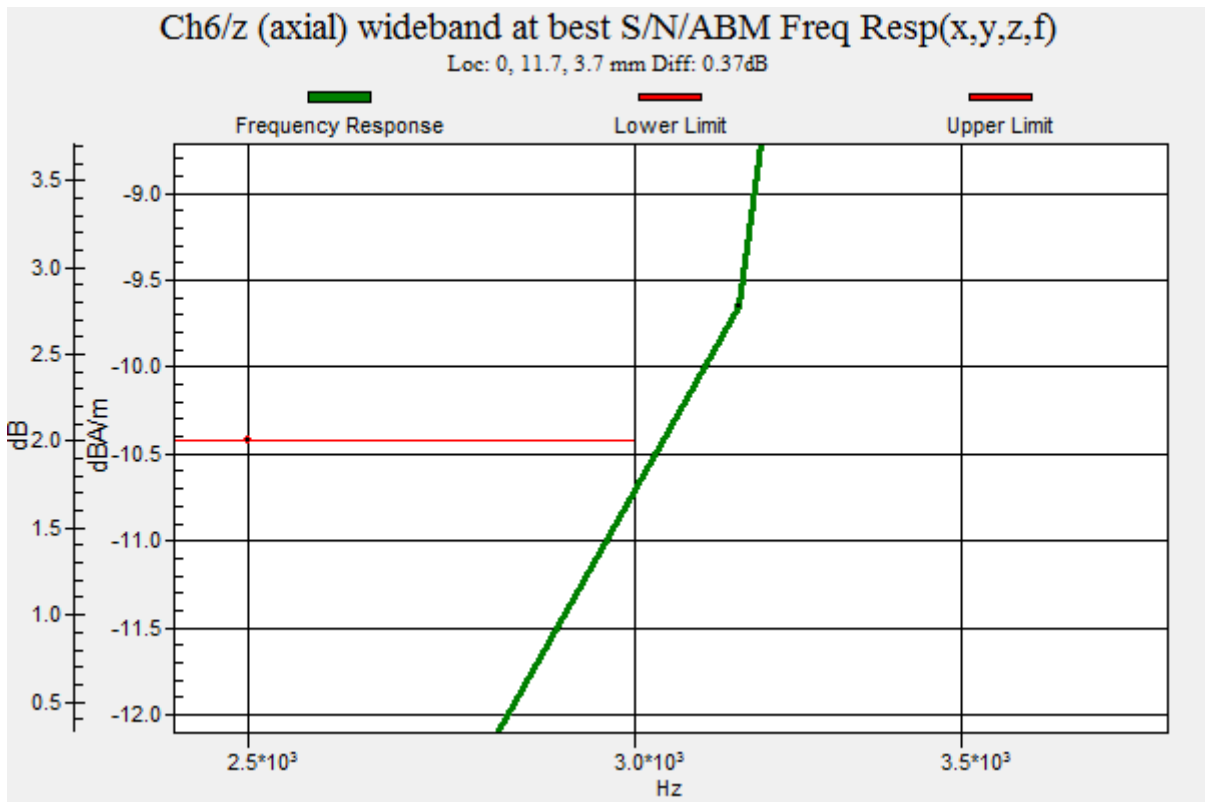
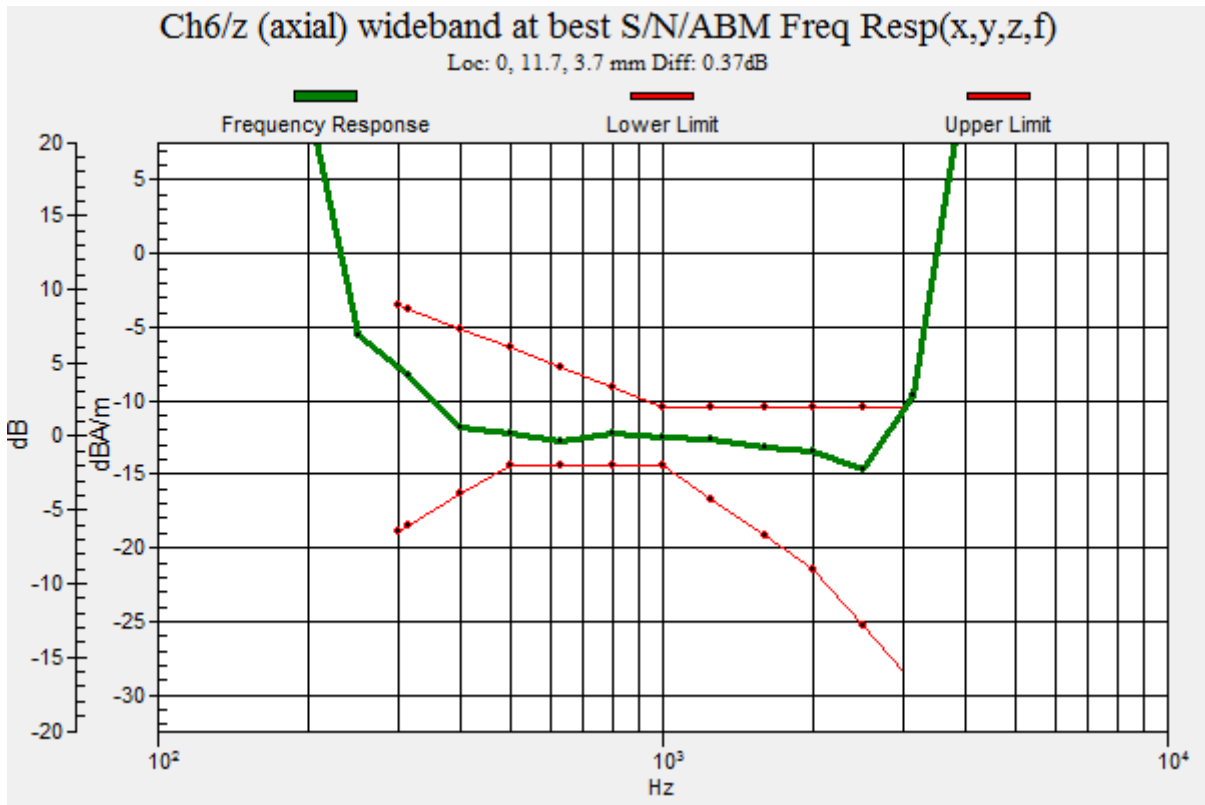
ABM1 comp = -8.88 dBA/m

BWC Factor = 0.17 dB

Location: 0, 11.7, 3.7 mm



0 dB = 1.000 = 0.00 dB



HAC_T-Coil_VoWiFi 2.4GHz_802.11g 6Mbps_AMR 12.2Kbps_Ch6_Y

Communication System: UID 10419 - AAA, IEEE 802.11g WiFi 2.4 GHz (DSSS-OFDM, 6 Mbps, 99pc duty cycle, Short preamble); Frequency: 2437 MHz; Duty Cycle: 1:6.59174

Medium: Air Medium parameters used: $\sigma = 0$ S/m, $\epsilon_r = 1$; $\rho = 0$ kg/m³

Ambient Temperature : 23.2 °C

DASY5 Configuration:

- Probe: AM1DV3 - 3128; ; Calibrated: 2022.07.19
- Sensor-Surface: 0mm (Fix Surface)
- Electronics: DAE4 Sn480; Calibrated: 2022.06.22
- Phantom: HAC Test Arch with AMCC; Type: SD HAC P01 BA;
- Measurement SW: DASY52, Version 52.8 (8); SEMCAD X Version 14.6.10 (7331)

Ch6/y (transversal) 4.2mm 50 x 50/ABM SNR(x,y,z) (13x15x1): Measurement grid:

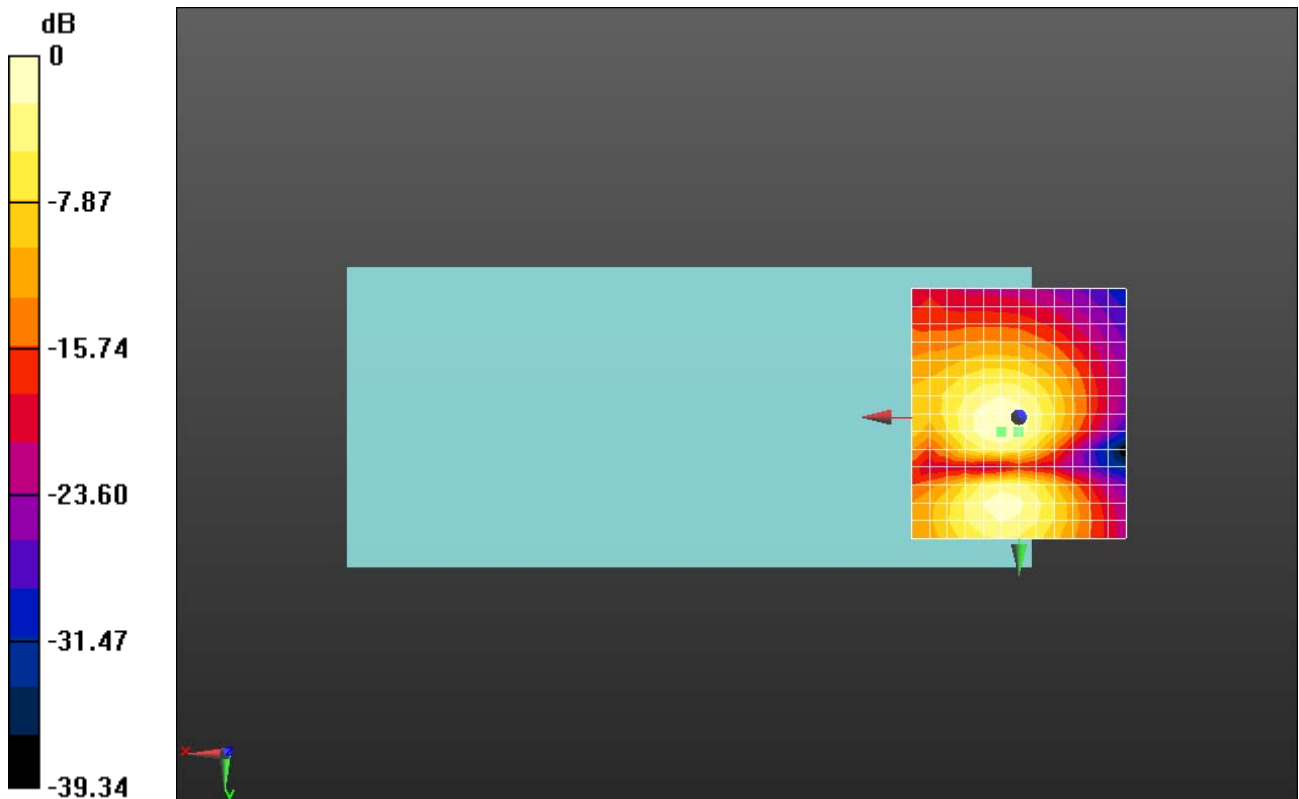
dx=10mm, dy=10mm

ABM1/ABM2 = 31.00 dB

ABM1 comp = -15.98 dBA/m

BWC Factor = 0.17 dB

Location: 0, 3.3, 3.7 mm



0 dB = 35.49 = 31.00 dB

HAC_T-Coil_VoWiFi 2.4GHz_802.11n-HT20 MCS0_AMR 12.2Kbps_Ch6_Z

Communication System: UID 10196 - CAA, IEEE 802.11n (HT Mixed, 6.5 Mbps, BPSK);
Frequency: 2437 MHz; Duty Cycle: 1:6.45654

Medium: Air Medium parameters used: $\sigma = 0$ S/m, $\epsilon_r = 1$; $\rho = 0$ kg/m³

Ambient Temperature : 23.2 °C

DASY5 Configuration:

- Probe: AM1DV3 - 3128; ; Calibrated: 2022.07.19
- Sensor-Surface: 0mm (Fix Surface)
- Electronics: DAE4 Sn480; Calibrated: 2022.06.22
- Phantom: HAC Test Arch with AMCC; Type: SD HAC P01 BA;
- Measurement SW: DASY52, Version 52.8 (8); SEMCAD X Version 14.6.10 (7331)


Ch6/z (axial) 4.2mm 50 x 50/ABM SNR(x,y,z) (13x15x1): Measurement grid: dx=10mm, dy=10mm

ABM1/ABM2 = 42.20 dB

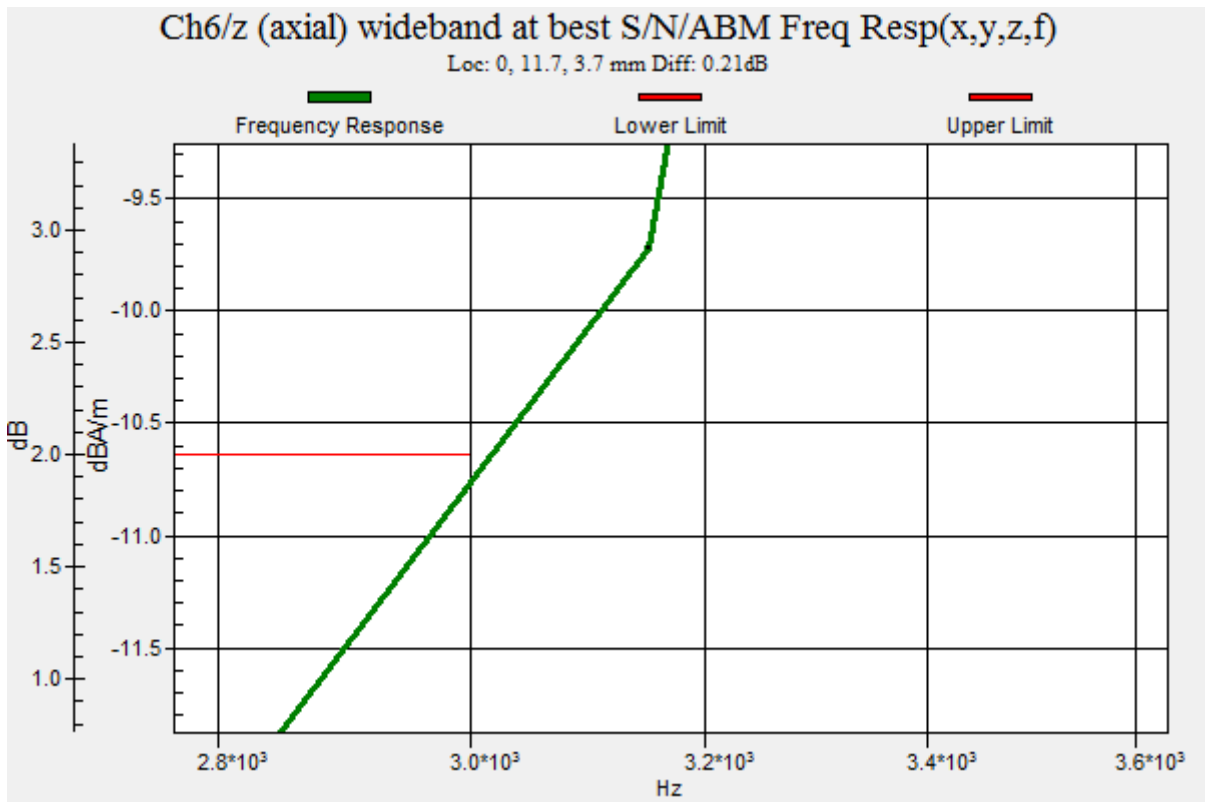
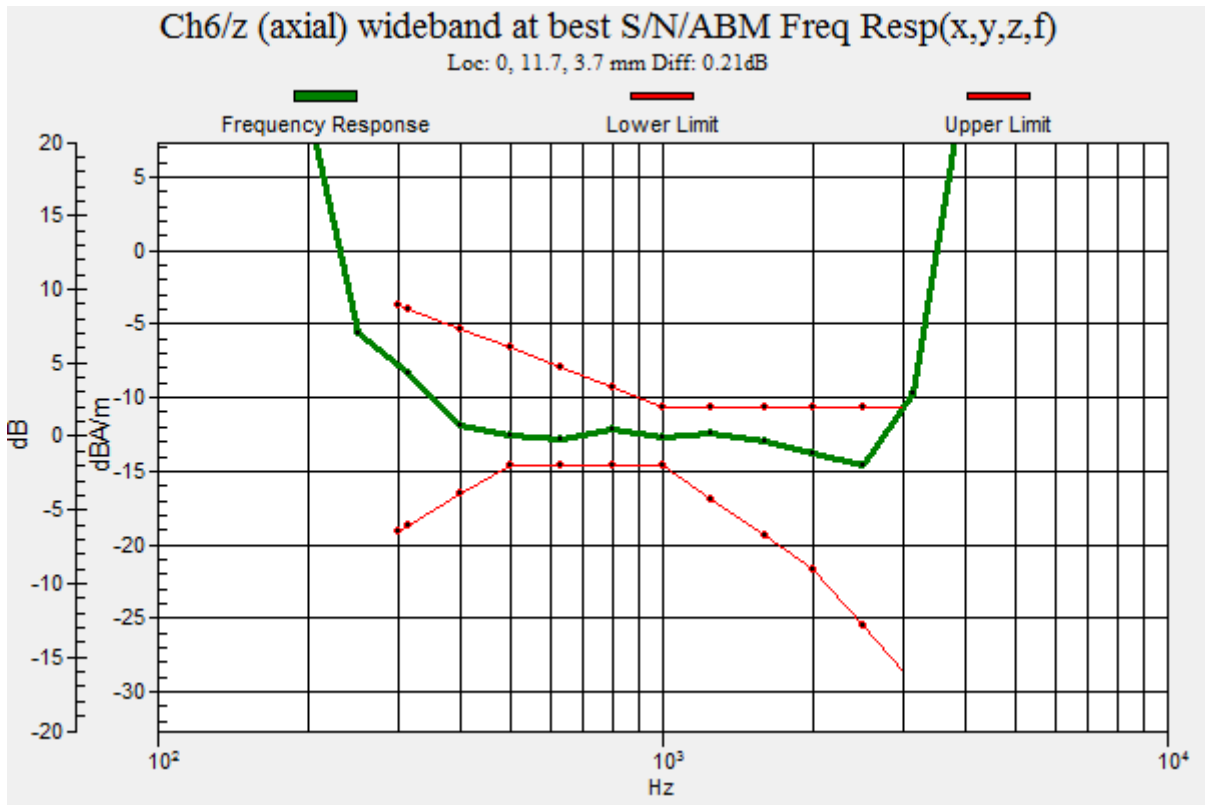
ABM1 comp = -8.82 dBA/m

BWC Factor = 0.17 dB

Location: 0, 11.7, 3.7 mm



0 dB = 128.8 = 42.20 dB



HAC_T-Coil_VoWiFi 2.4GHz_802.11n-HT20 MCS0_AMR 12.2Kbps_Ch6_Y

Communication System: UID 10196 - CAA, IEEE 802.11n (HT Mixed, 6.5 Mbps, BPSK);
Frequency: 2437 MHz; Duty Cycle: 1:6.45654

Medium: Air Medium parameters used: $\sigma = 0$ S/m, $\epsilon_r = 1$; $\rho = 0$ kg/m³

Ambient Temperature : 23.2 °C

DASY5 Configuration:

- Probe: AM1DV3 - 3128; ; Calibrated: 2022.07.19
- Sensor-Surface: 0mm (Fix Surface)
- Electronics: DAE4 Sn480; Calibrated: 2022.06.22
- Phantom: HAC Test Arch with AMCC; Type: SD HAC P01 BA;
- Measurement SW: DASY52, Version 52.8 (8); SEMCAD X Version 14.6.10 (7331)

Ch6/y (transversal) 4.2mm 50 x 50/ABM SNR(x,y,z) (13x15x1): Measurement grid:

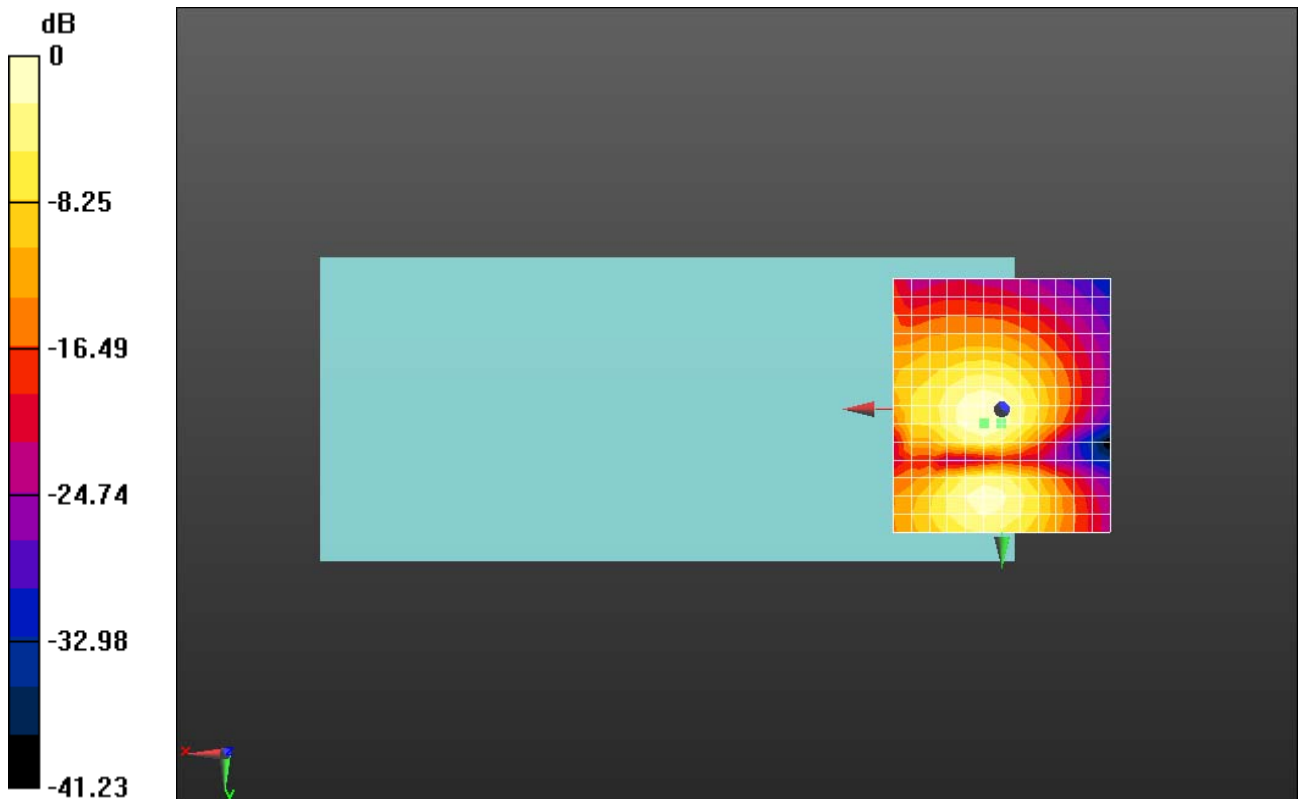
dx=10mm, dy=10mm

ABM1/ABM2 = 31.15 dB

ABM1 comp = -15.99 dBA/m

BWC Factor = 0.17 dB

Location: 0, 3.3, 3.7 mm



0 dB = 36.12 = 31.15 dB

HAC_T-Coil_VoWiFi 2.4GHz_802.11n-HT40 MCS0_AMR 12.2Kbps_Ch6_Z

Communication System: UID 10117 - CAA, IEEE 802.11n (HT Mixed, 13.5 Mbps, BPSK);
Frequency: 2437 MHz; Duty Cycle: 1:6.4121

Medium: Air Medium parameters used: $\sigma = 0$ S/m, $\epsilon_r = 1$; $\rho = 0$ kg/m³

Ambient Temperature : 23.2 °C

DASY5 Configuration:

- Probe: AM1DV3 - 3128; ; Calibrated: 2022.07.19
- Sensor-Surface: 0mm (Fix Surface)
- Electronics: DAE4 Sn480; Calibrated: 2022.06.22
- Phantom: HAC Test Arch with AMCC; Type: SD HAC P01 BA;
- Measurement SW: DASY52, Version 52.8 (8); SEMCAD X Version 14.6.10 (7331)

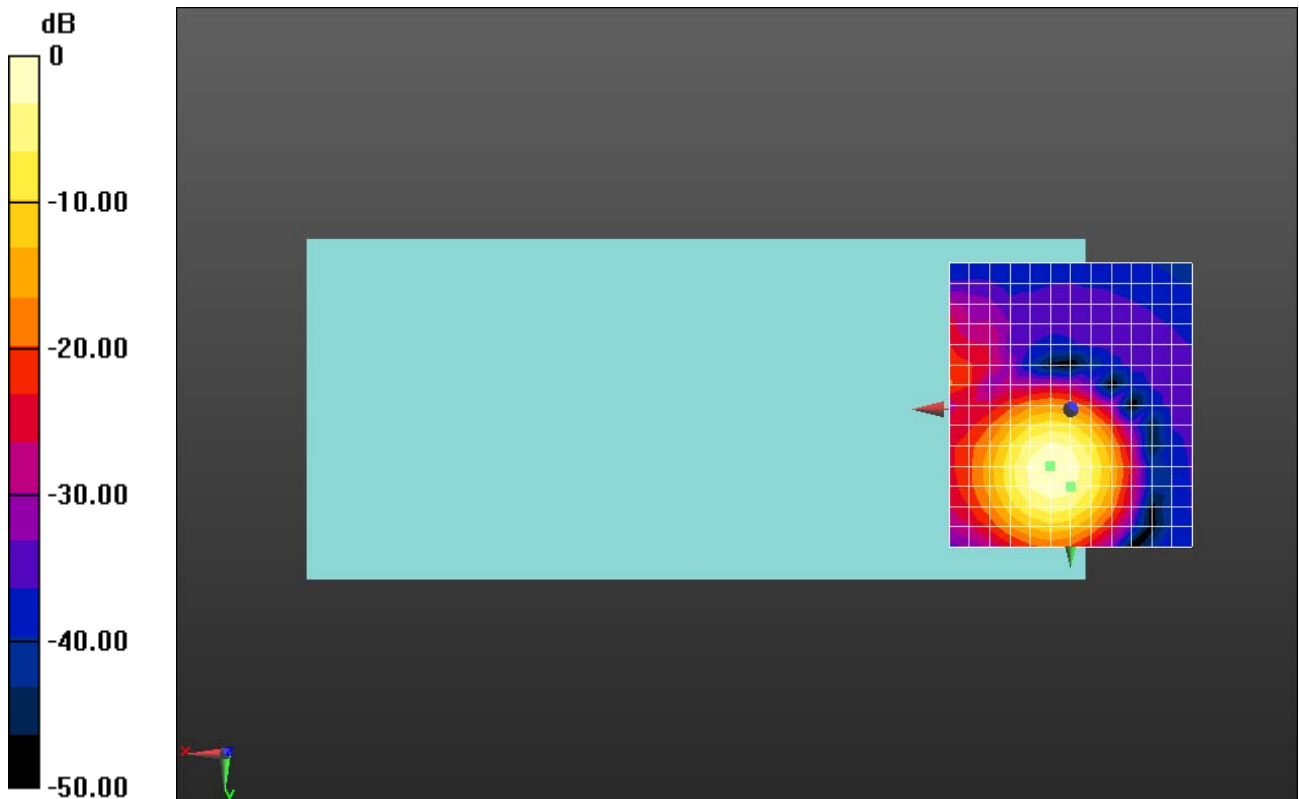
Ch6/z (axial) 4.2mm 50 x 50/ABM SNR(x,y,z) (13x15x1): Measurement grid: dx=10mm, dy=10mm

ABM1/ABM2 = 42.13 dB

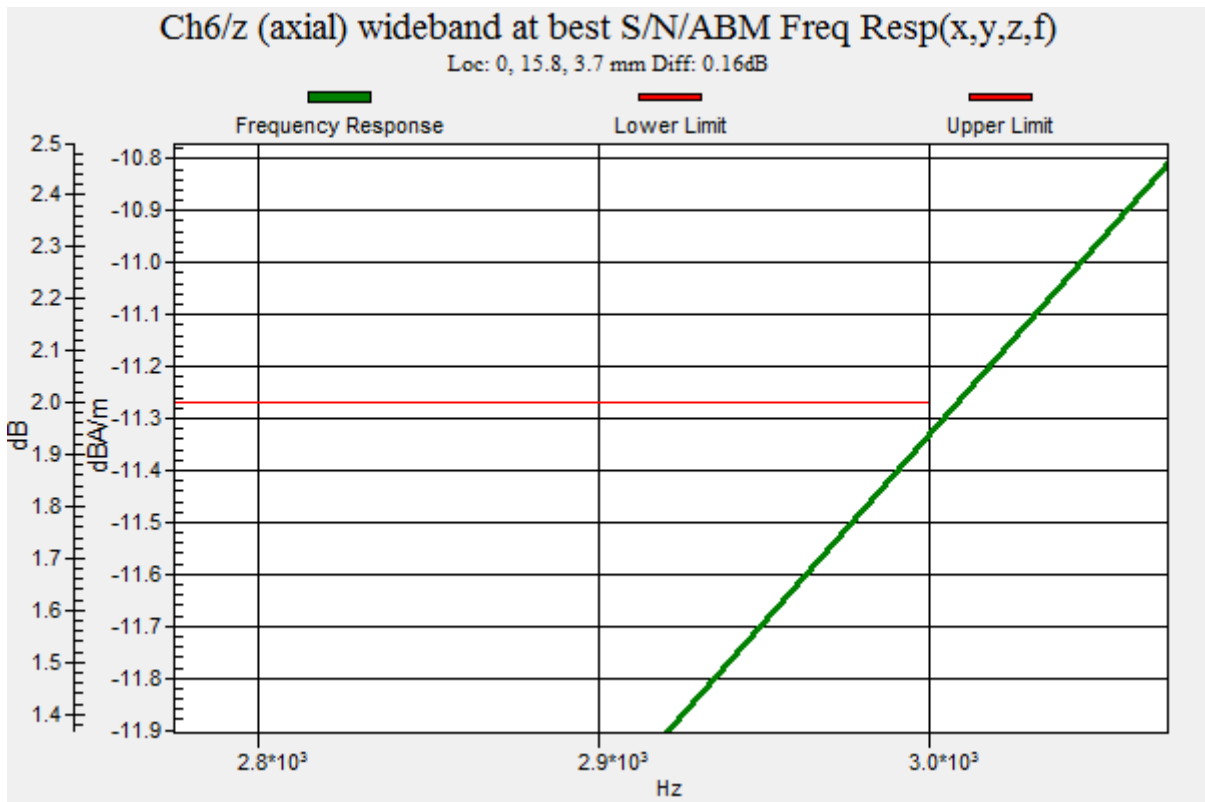
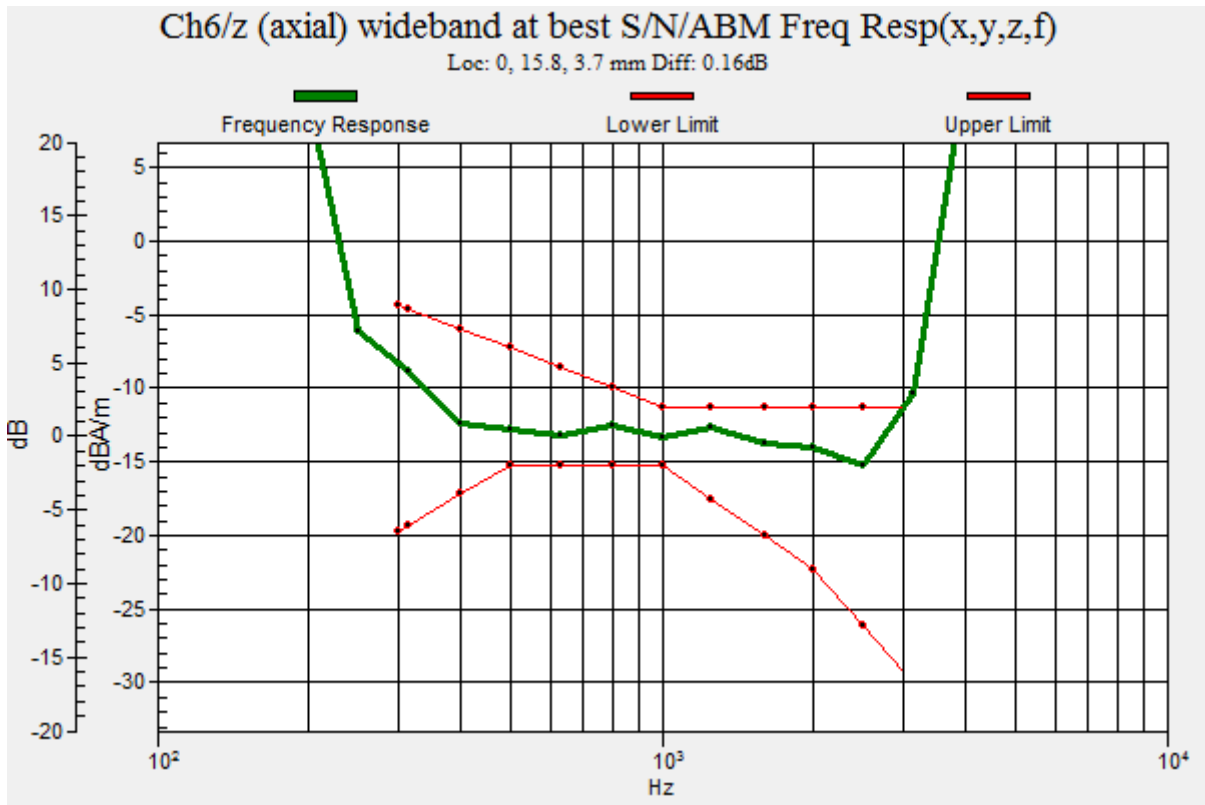
ABM1 comp = -9.50 dBA/m

BWC Factor = 0.17 dB

Location: 0, 15.8, 3.7 mm



0 dB = 127.8 = 42.13 dB



HAC_T-Coil_VoWiFi 2.4GHz_802.11n HT40 MCS0_AMR 12.2Kbps_Ch6_Y

Communication System: UID 10117 - CAA, IEEE 802.11n (HT Mixed, 13.5 Mbps, BPSK);
Frequency: 2437 MHz; Duty Cycle: 1:6.4121

Medium: Air Medium parameters used: $\sigma = 0$ S/m, $\epsilon_r = 1$; $\rho = 0$ kg/m³

Ambient Temperature : 23.2 °C

DASY5 Configuration:

- Probe: AM1DV3 - 3128; ; Calibrated: 2022.07.19
- Sensor-Surface: 0mm (Fix Surface)
- Electronics: DAE4 Sn480; Calibrated: 2022.06.22
- Phantom: HAC Test Arch with AMCC; Type: SD HAC P01 BA;
- Measurement SW: DASY52, Version 52.8 (8); SEMCAD X Version 14.6.10 (7331)

Ch6/y (transversal) 4.2mm 50 x 50/ABM SNR(x,y,z) (13x15x1): Measurement grid:


dx=10mm, dy=10mm

ABM1/ABM2 = 29.43 dB

ABM1 comp = -15.29 dBA/m

BWC Factor = 0.17 dB

Location: 0, 3.3, 3.7 mm



0 dB = 29.60 = 29.43 dB

HAC_T-Coil_VoWiFi 5.2GHz_802.11a 6Mbps_AMR 12.2Kbps_Ch44_Z

Communication System: UID 10317 - AAA, IEEE 802.11a WiFi 5 GHz (OFDM, 6 Mbps, 96pc duty cycle); Frequency: 5220 MHz; Duty Cycle: 1:6.85488

Medium: Air Medium parameters used: $\sigma = 0$ S/m, $\epsilon_r = 1$; $\rho = 0$ kg/m³

Ambient Temperature : 23.2 °C

DASY5 Configuration:

- Probe: AM1DV3 - 3128; ; Calibrated: 2022.07.19
- Sensor-Surface: 0mm (Fix Surface)
- Electronics: DAE4 Sn480; Calibrated: 2022.06.22
- Phantom: HAC Test Arch with AMCC; Type: SD HAC P01 BA;
- Measurement SW: DASY52, Version 52.8 (8); SEMCAD X Version 14.6.10 (7331)

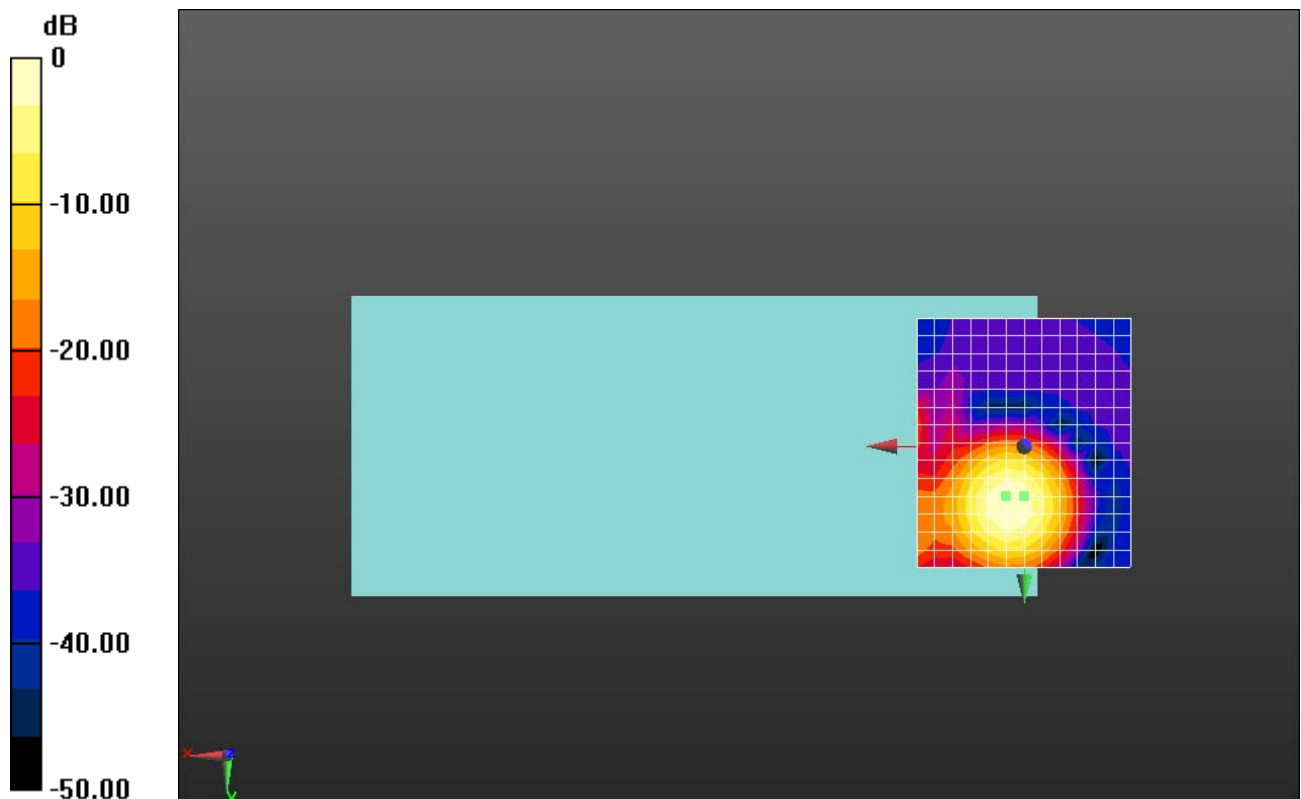
Ch44/z (axial) 4.2mm 50 x 50/ABM SNR(x,y,z) (13x15x1): Measurement grid: dx=10mm, dy=10mm

ABM1/ABM2 = 40.60 dB

ABM1 comp = -7.12 dBA/m

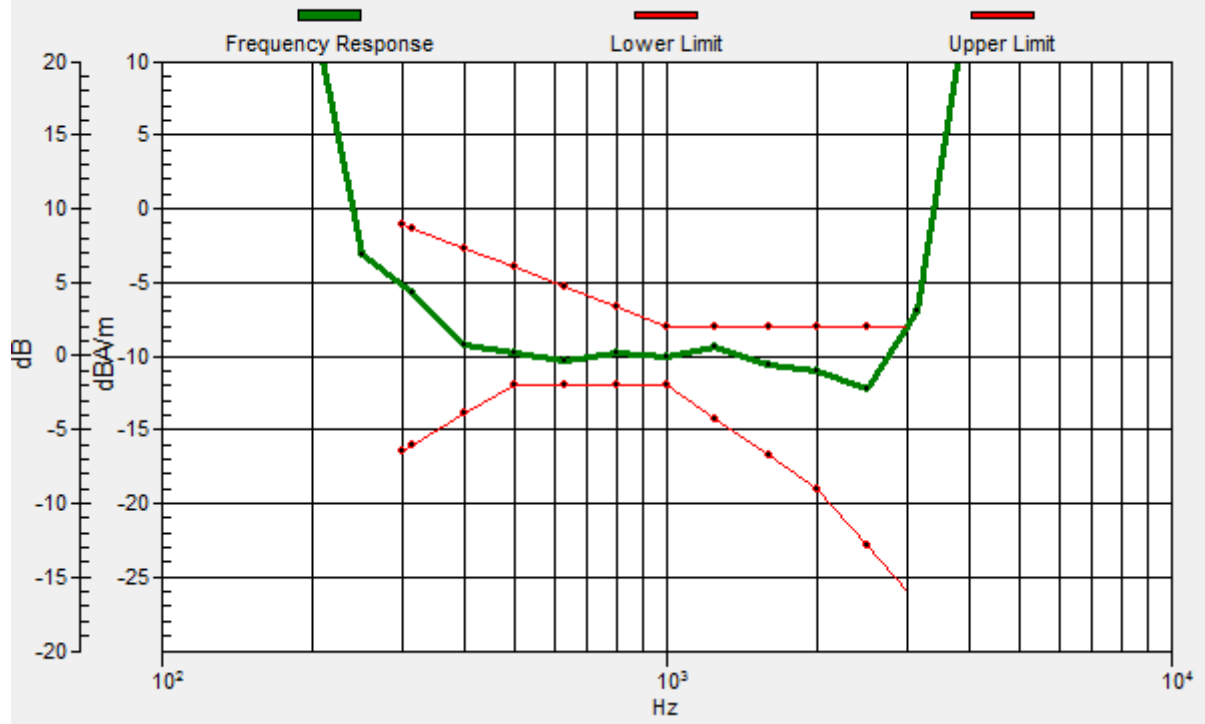
BWC Factor = 0.15 dB

Location: 0, 11.7, 3.7 mm



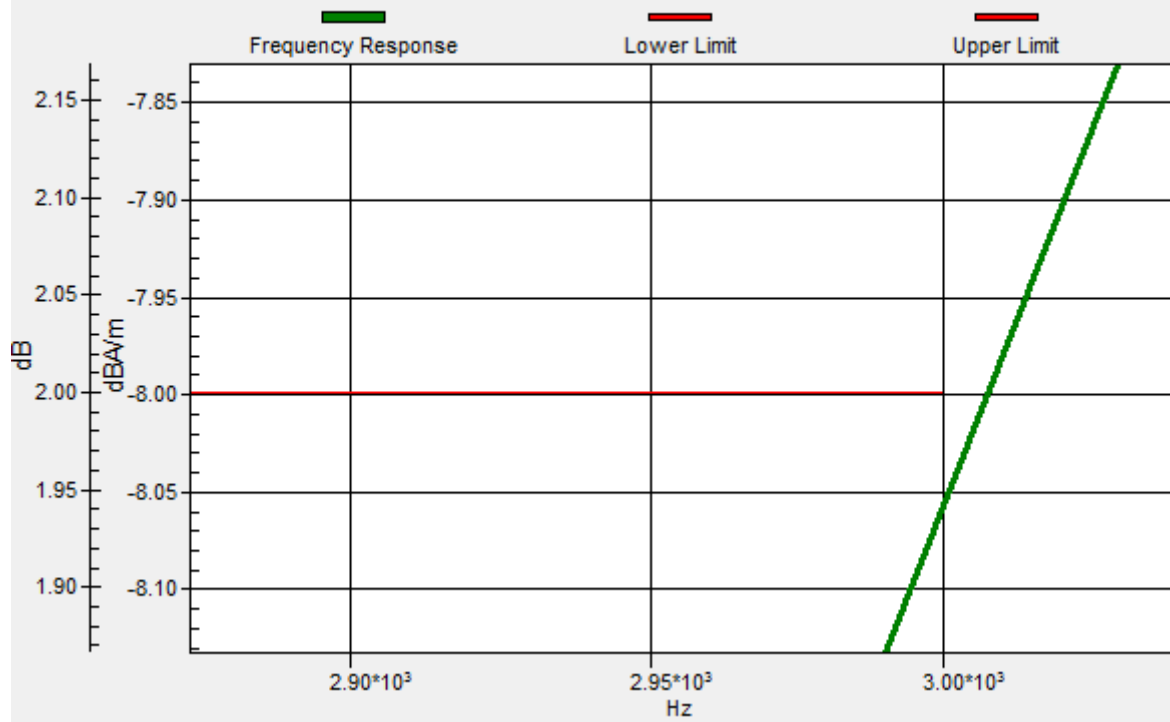
0 dB = 107.2 = 40.60 dB

Loc: 4.2, 11.7, 3.7 mm Diff: 0.16dB



Ch44/z (axial) wideband at best S/N/ABM Freq Resp(x,y,z,f)

Loc: 4.2, 11.7, 3.7 mm Diff: 0.16dB



HAC_T-Coil_VoWiFi 5.2GHz_802.11a 6Mbps_AMR 12.2Kbps_Ch44_Y

Communication System: UID 10317 - AAA, IEEE 802.11a WiFi 5 GHz (OFDM, 6 Mbps, 96pc duty cycle); Frequency: 5220 MHz; Duty Cycle: 1:6.85488

Medium: Air Medium parameters used: $\sigma = 0$ S/m, $\epsilon_r = 1$; $\rho = 0$ kg/m³

Ambient Temperature : 23.2 °C

DASY5 Configuration:

- Probe: AM1DV3 - 3128; ; Calibrated: 2022.07.19
- Sensor-Surface: 0mm (Fix Surface)
- Electronics: DAE4 Sn480; Calibrated: 2022.06.22
- Phantom: HAC Test Arch with AMCC; Type: SD HAC P01 BA;
- Measurement SW: DASY52, Version 52.8 (8); SEMCAD X Version 14.6.10 (7331)

Ch44/y (transversal) 4.2mm 50 x 50/ABM SNR(x,y,z) (13x15x1): Measurement grid:

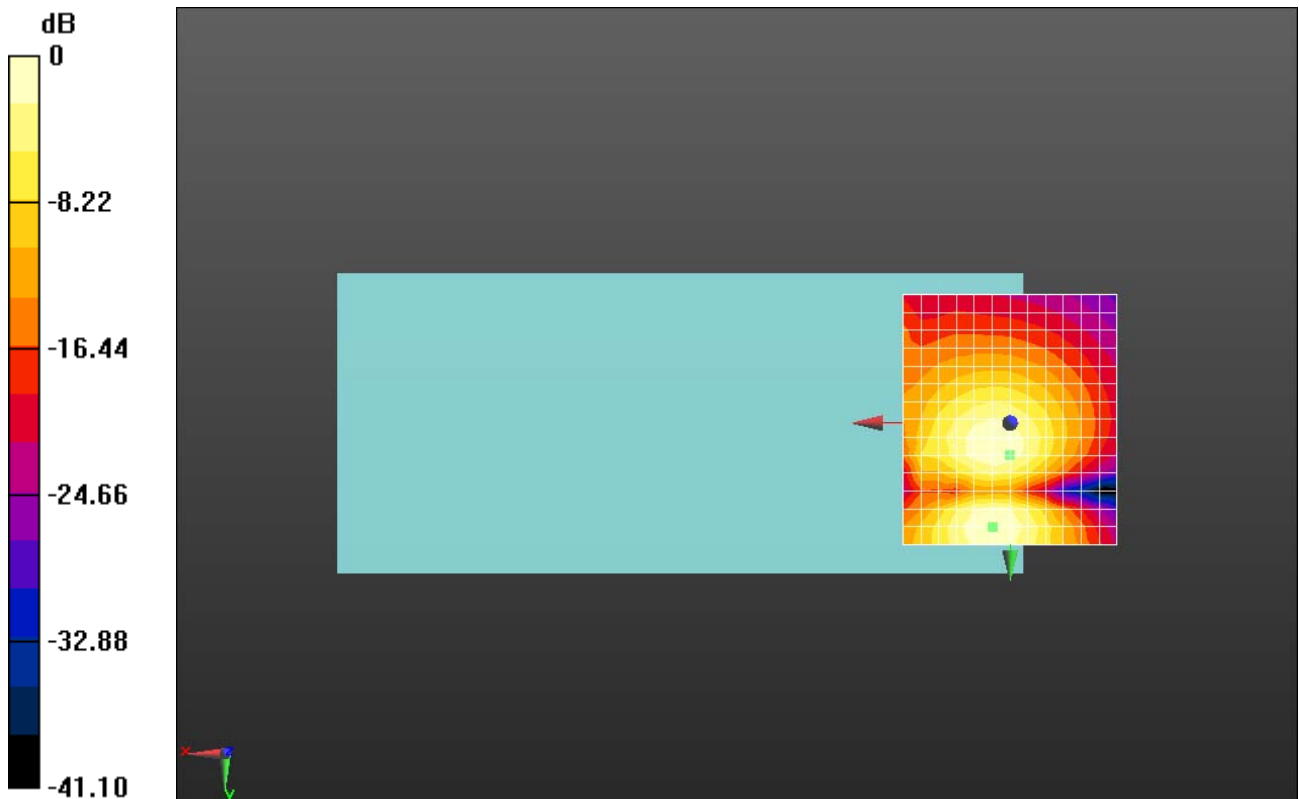
dx=10mm, dy=10mm

ABM1/ABM2 = 33.48 dB

ABM1 comp = -15.18 dBA/m

BWC Factor = 0.15 dB

Location: 0, 7.5, 3.7 mm



0 dB = 47.23 = 33.48 dB

HAC_T-Coil_VoWiFi 5.3GHz_802.11a 6Mbps_AMR 12.2Kbps_Ch60_Z

Communication System: UID 10317 - AAA, IEEE 802.11a WiFi 5 GHz (OFDM, 6 Mbps, 96pc duty cycle); Frequency: 5300 MHz; Duty Cycle: 1:6.85488

Medium: Air Medium parameters used: $\sigma = 0$ S/m, $\epsilon_r = 1$; $\rho = 0$ kg/m³

Ambient Temperature : 23.2 °C

DASY5 Configuration:

- Probe: AM1DV3 - 3128; ; Calibrated: 2022.07.19
- Sensor-Surface: 0mm (Fix Surface)
- Electronics: DAE4 Sn480; Calibrated: 2022.06.22
- Phantom: HAC Test Arch with AMCC; Type: SD HAC P01 BA;
- Measurement SW: DASY52, Version 52.8 (8); SEMCAD X Version 14.6.10 (7331)

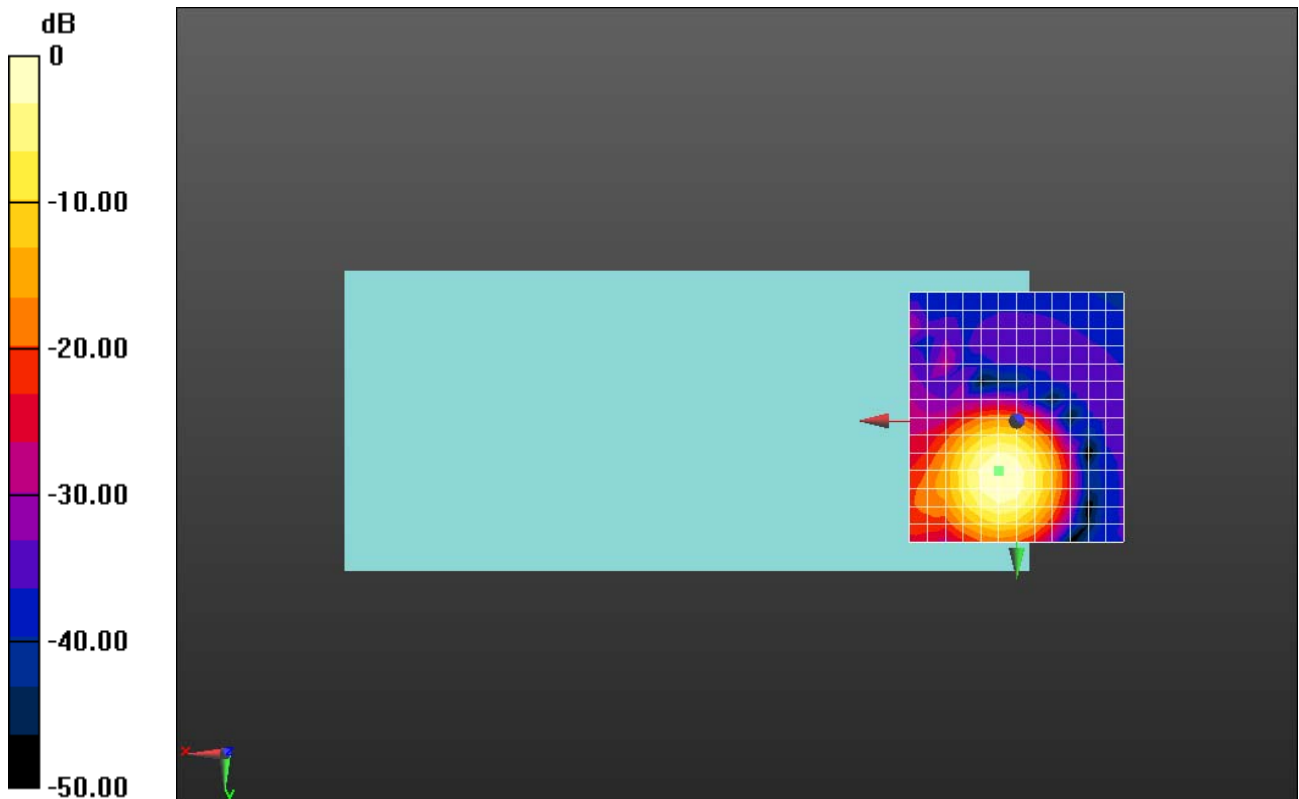
Ch60/z (axial) 4.2mm 50 x 50/ABM SNR(x,y,z) (13x15x1): Measurement grid: dx=10mm, dy=10mm

ABM1/ABM2 = 43.52 dB

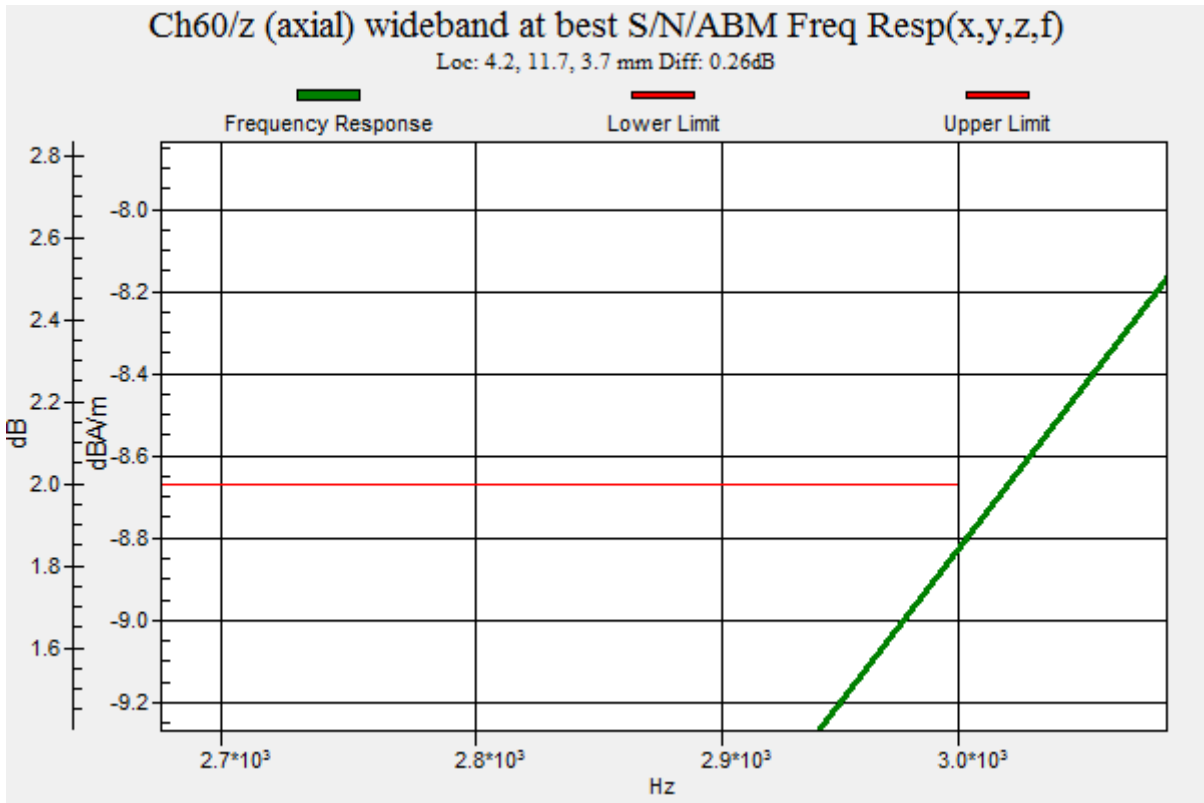
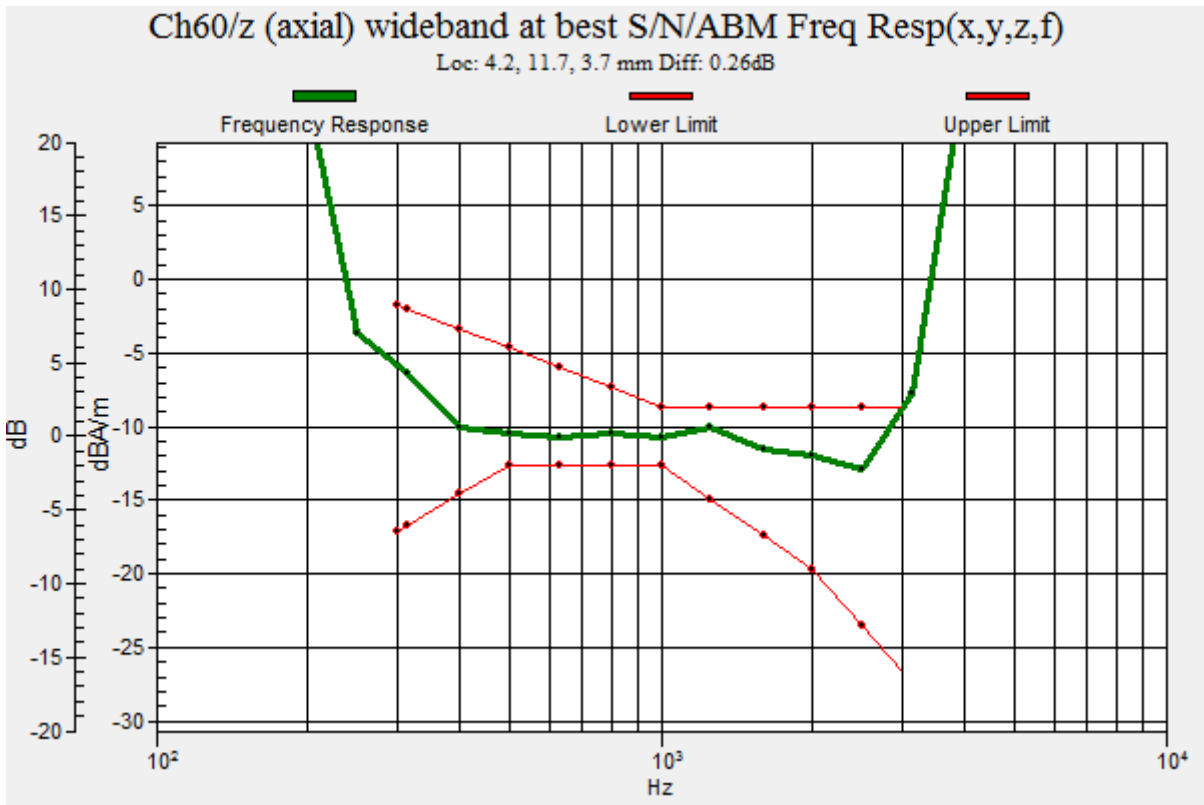
ABM1 comp = -7.06 dBA/m

BWC Factor = 0.17 dB

Location: 4.2, 11.7, 3.7 mm



0 dB = 150.0 = 43.52 dB



HAC_T-Coil_VoWiFi 5.3GHz_802.11a 6Mbps_AMR 12.2Kbps_Ch60_Y

Communication System: UID 10317 - AAA, IEEE 802.11a WiFi 5 GHz (OFDM, 6 Mbps, 96pc duty cycle); Frequency: 5300 MHz; Duty Cycle: 1:6.85488

Medium: Air Medium parameters used: $\sigma = 0$ S/m, $\epsilon_r = 1$; $\rho = 0$ kg/m³

Ambient Temperature : 23.2 °C

DASY5 Configuration:

- Probe: AM1DV3 - 3128; ; Calibrated: 2022.07.19
- Sensor-Surface: 0mm (Fix Surface)
- Electronics: DAE4 Sn480; Calibrated: 2022.06.22
- Phantom: HAC Test Arch with AMCC; Type: SD HAC P01 BA;
- Measurement SW: DASY52, Version 52.8 (8); SEMCAD X Version 14.6.10 (7331)

Ch60/y (transversal) 4.2mm 50 x 50/ABM SNR(x,y,z) (13x15x1): Measurement grid:

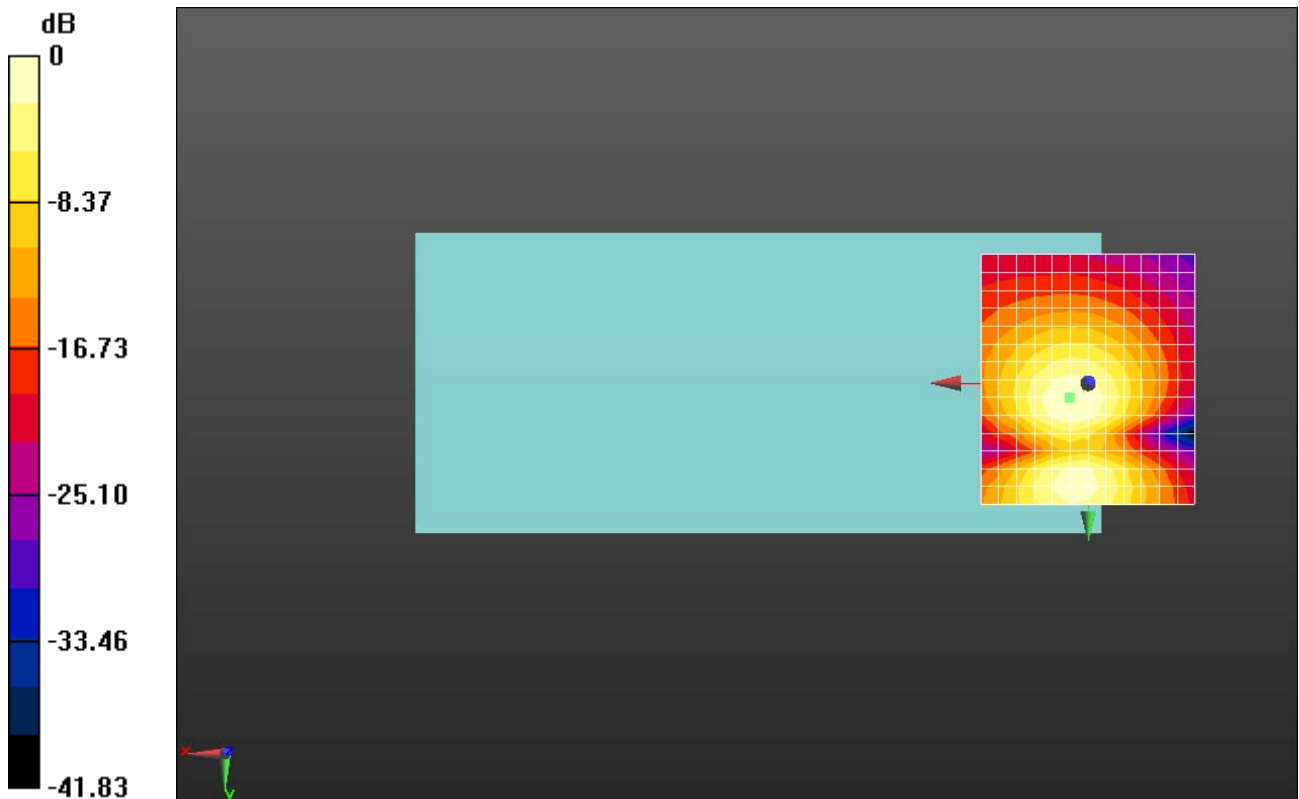
dx=10mm, dy=10mm

ABM1/ABM2 = 30.04 dB

ABM1 comp = -14.49 dBA/m

BWC Factor = 0.17 dB

Location: 4.2, 3.3, 3.7 mm



0 dB = 33.10 = 30.40 dB

HAC_T-Coil_VoWiFi 5.5GHz_802.11a 6Mbps_AMR 12.2Kbps_Ch120_Z

Communication System: UID 10317 - AAA, IEEE 802.11a WiFi 5 GHz (OFDM, 6 Mbps, 96pc duty cycle); Frequency: 5600 MHz; Duty Cycle: 1:6.85488

Medium: Air Medium parameters used: $\sigma = 0$ S/m, $\epsilon_r = 1$; $\rho = 0$ kg/m³

Ambient Temperature : 23.2 °C

DASY5 Configuration:

- Probe: AM1DV3 - 3128; ; Calibrated: 2022.07.19
- Sensor-Surface: 0mm (Fix Surface)
- Electronics: DAE4 Sn480; Calibrated: 2022.06.22
- Phantom: HAC Test Arch with AMCC; Type: SD HAC P01 BA;
- Measurement SW: DASY52, Version 52.8 (8); SEMCAD X Version 14.6.10 (7331)


Ch120/z (axial) 4.2mm 50 x 50/ABM SNR(x,y,z) (13x15x1): Measurement grid: dx=10mm, dy=10mm

ABM1/ABM2 = 42.27 dB

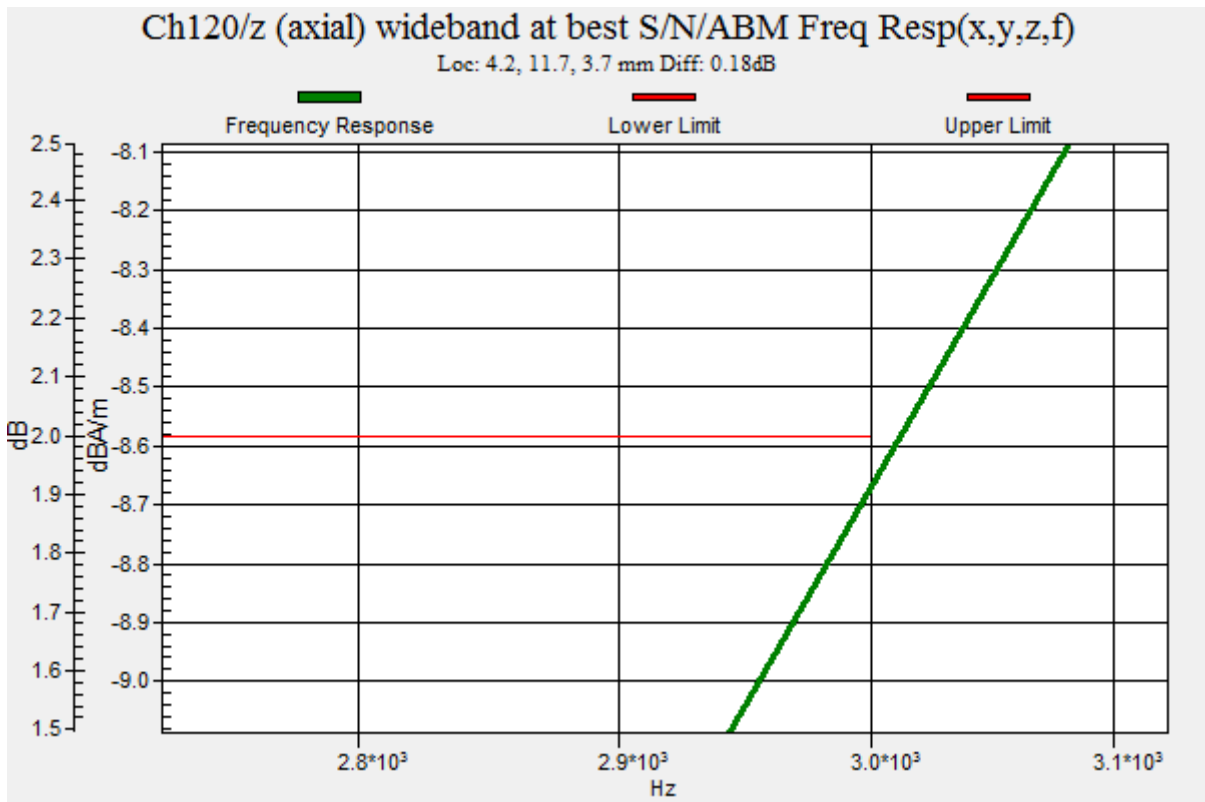
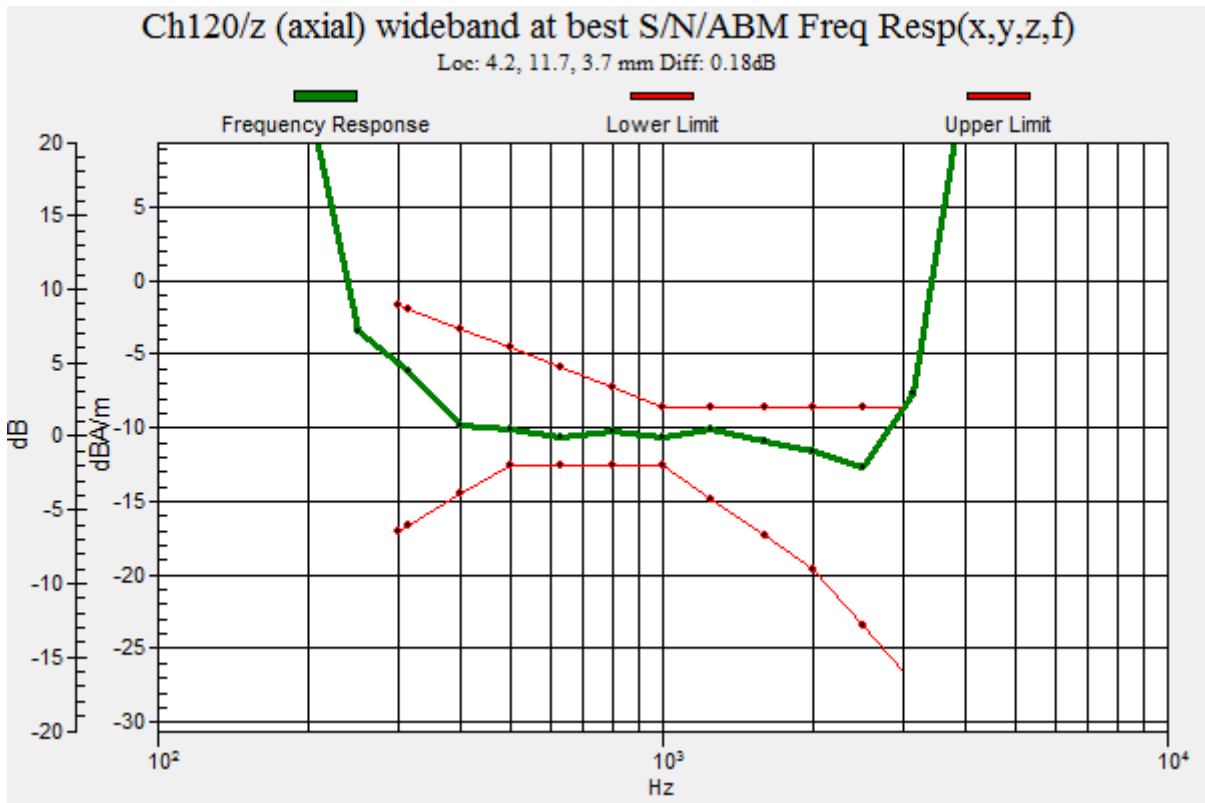
ABM1 comp = -6.75 dBA/m

BWC Factor = 0.17 dB

Location: 4.2, 11.7, 3.7 mm



0 dB = 129.9 = 42.27 dB



HAC_T-Coil_VoWiFi 5.5GHz_802.11a 6Mbps_AMR 12.2Kbps_Ch120_Y

Communication System: UID 10317 - AAA, IEEE 802.11a WiFi 5 GHz (OFDM, 6 Mbps, 96pc duty cycle); Frequency: 5600 MHz; Duty Cycle: 1:6.85488

Medium: Air Medium parameters used: $\sigma = 0$ S/m, $\epsilon_r = 1$; $\rho = 0$ kg/m³

Ambient Temperature : 23.2 °C

DASY5 Configuration:

- Probe: AM1DV3 - 3128; ; Calibrated: 2022.07.19
- Sensor-Surface: 0mm (Fix Surface)
- Electronics: DAE4 Sn480; Calibrated: 2022.06.22
- Phantom: HAC Test Arch with AMCC; Type: SD HAC P01 BA;
- Measurement SW: DASY52, Version 52.8 (8); SEMCAD X Version 14.6.10 (7331)

Ch120/y (transversal) 4.2mm 50 x 50/ABM SNR(x,y,z) (13x15x1): Measurement grid:


dx=10mm, dy=10mm

ABM1/ABM2 = 30.06 dB

ABM1 comp = -16.60 dBA/m

BWC Factor = 0.17 dB

Location: 0, 7.5, 3.7 mm



0 dB = 31.86 = 30.06 dB

HAC_T-Coil_VoWiFi 5.8GHz_802.11a 6Mbps_AMR 12.2Kbps_Ch157_Z

Communication System: UID 10317 - AAA, IEEE 802.11a WiFi 5 GHz (OFDM, 6 Mbps, 96pc duty cycle); Frequency: 5785 MHz; Duty Cycle: 1:6.85488

Medium: Air Medium parameters used: $\sigma = 0$ S/m, $\epsilon_r = 1$; $\rho = 0$ kg/m³

Ambient Temperature : 23.2 °C

DASY5 Configuration:

- Probe: AM1DV3 - 3128; ; Calibrated: 2022.07.19
- Sensor-Surface: 0mm (Fix Surface)
- Electronics: DAE4 Sn480; Calibrated: 2022.06.22
- Phantom: HAC Test Arch with AMCC; Type: SD HAC P01 BA;
- Measurement SW: DASY52, Version 52.8 (8); SEMCAD X Version 14.6.10 (7331)

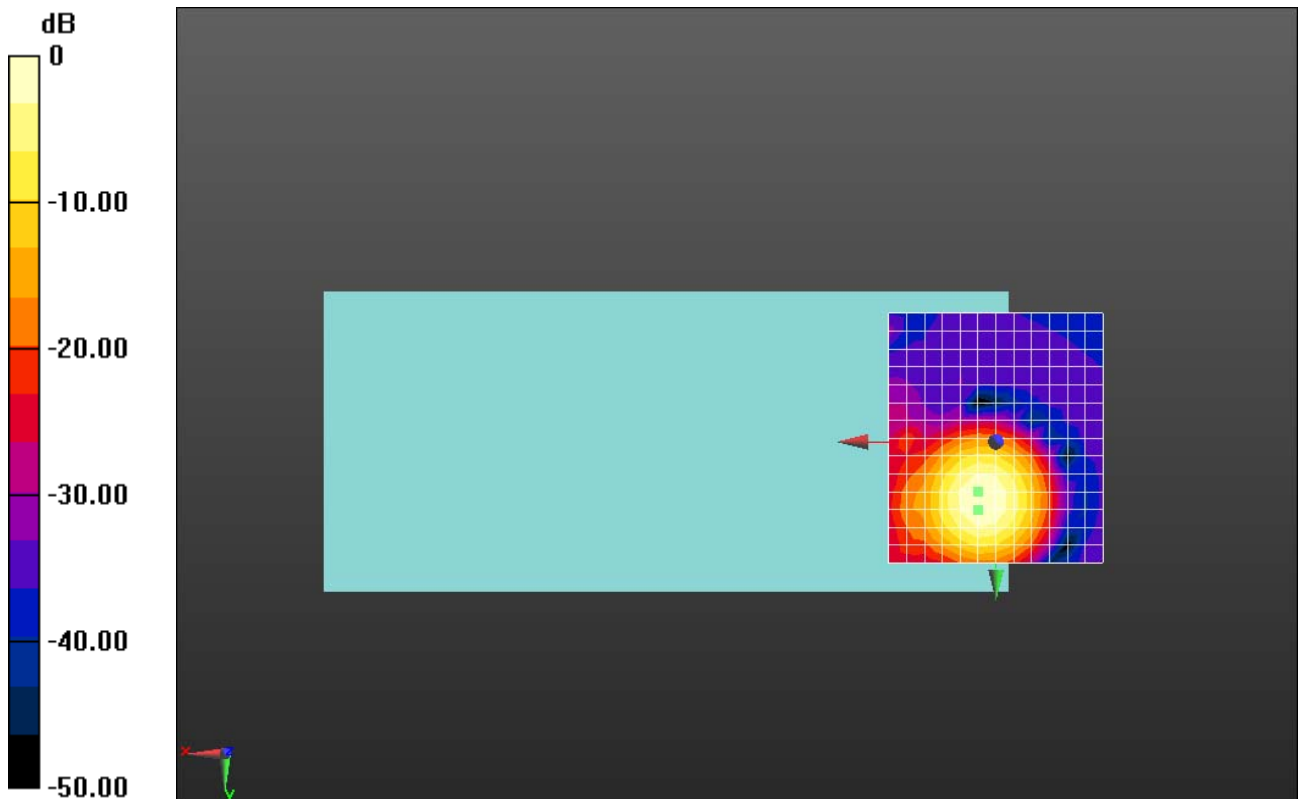
Ch157/z (axial) 4.2mm 50 x 50/ABM SNR(x,y,z) (13x15x1): Measurement grid: dx=10mm, dy=10mm

ABM1/ABM2 = 44.37 dB

ABM1 comp = -6.26 dBA/m

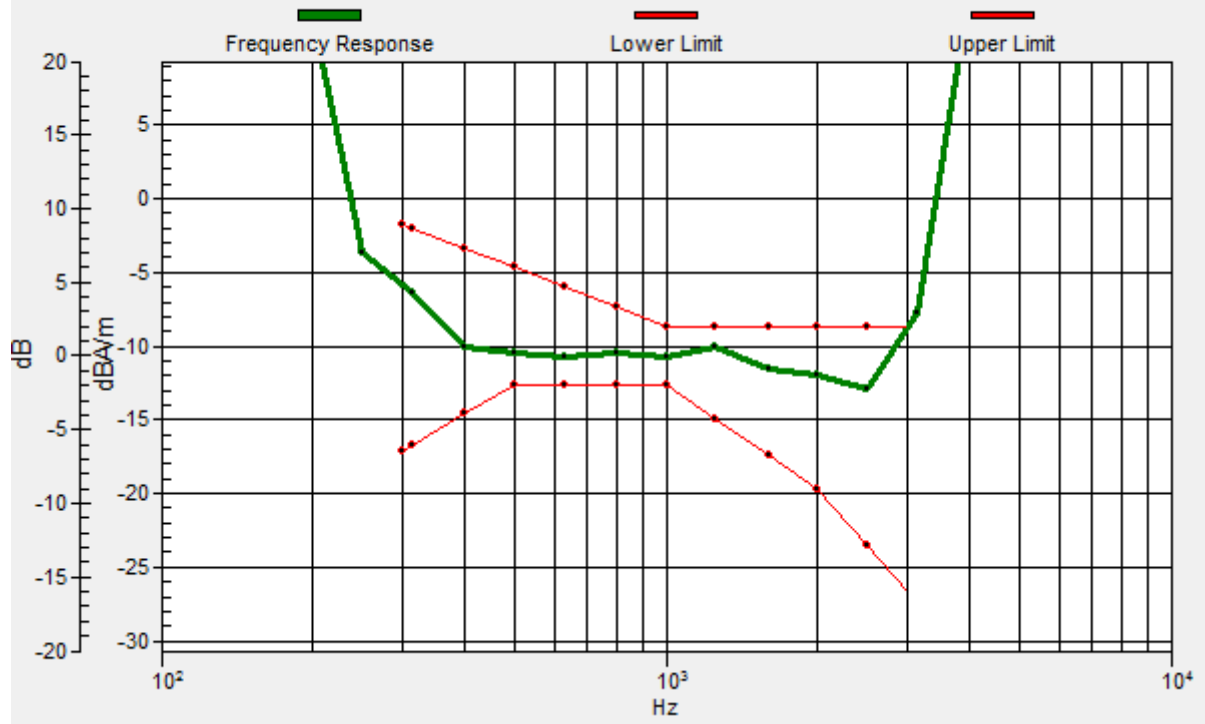
BWC Factor = 0.15 dB

Location: 4.2, 15.8, 3.7 mm



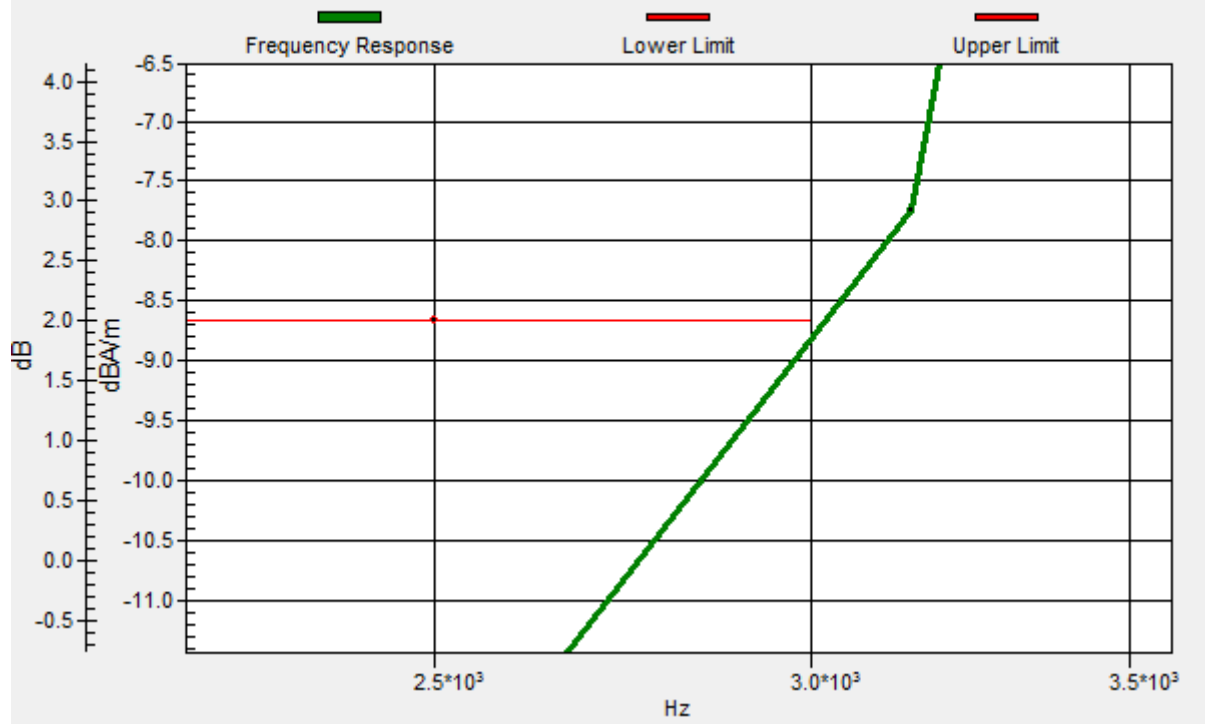
0 dB = 165.4 = 44.37 dB

Loc: 4.2, 11.7, 3.7 mm Diff: 0.26dB



Ch157/z (axial) wideband at best S/N/ABM Freq Resp(x,y,z,f)

Loc: 4.2, 11.7, 3.7 mm Diff: 0.26dB



HAC_T-Coil_VoWiFi 5.8GHz_802.11a 6Mbps_AMR 12.2Kbps_Ch157_Y

Communication System: UID 10317 - AAA, IEEE 802.11a WiFi 5 GHz (OFDM, 6 Mbps, 96pc duty cycle); Frequency: 5785 MHz; Duty Cycle: 1:6.85488

Medium: Air Medium parameters used: $\sigma = 0$ S/m, $\epsilon_r = 1$; $\rho = 0$ kg/m³

Ambient Temperature : 23.2 °C

DASY5 Configuration:

- Probe: AM1DV3 - 3128; ; Calibrated: 2022.07.19
- Sensor-Surface: 0mm (Fix Surface)
- Electronics: DAE4 Sn480; Calibrated: 2022.06.22
- Phantom: HAC Test Arch with AMCC; Type: SD HAC P01 BA;
- Measurement SW: DASY52, Version 52.8 (8); SEMCAD X Version 14.6.10 (7331)

Ch157/y (transversal) 4.2mm 50 x 50/ABM SNR(x,y,z) (13x15x1): Measurement grid:

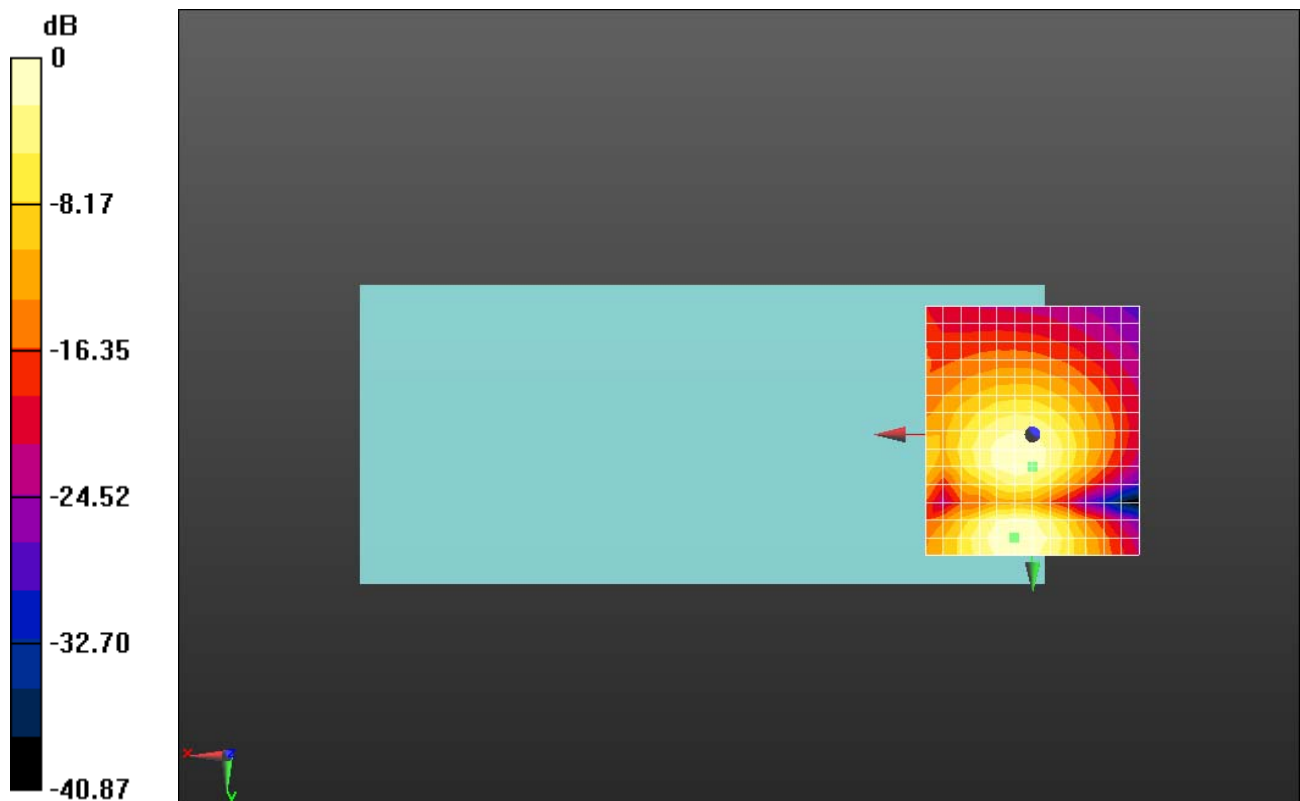
dx=10mm, dy=10mm

ABM1/ABM2 = 33.97 dB

ABM1 comp = -15.21 dBA/m

BWC Factor = 0.15 dB

Location: 0, 7.5, 3.7 mm



0 dB = 49.97 = 33.97 dB

HAC_T-Coil_VoWiFi 5.3GHz_802.11n-HT20 MCS0_AMR 12.2Kbps_Ch60_Z

Communication System: UID 10193 - CAA, IEEE 802.11n (HT Greenfield, 6.5 Mbps, BPSK);
Frequency: 5300 MHz; Duty Cycle: 1:6.44169

Medium: Air Medium parameters used: $\sigma = 0$ S/m, $\epsilon_r = 1$; $\rho = 0$ kg/m³

Ambient Temperature : 23.2 °C

DASY5 Configuration:

- Probe: AM1DV3 - 3128; ; Calibrated: 2022.07.19
- Sensor-Surface: 0mm (Fix Surface)
- Electronics: DAE4 Sn480; Calibrated: 2022.06.22
- Phantom: HAC Test Arch with AMCC; Type: SD HAC P01 BA;
- Measurement SW: DASY52, Version 52.8 (8); SEMCAD X Version 14.6.10 (7331)

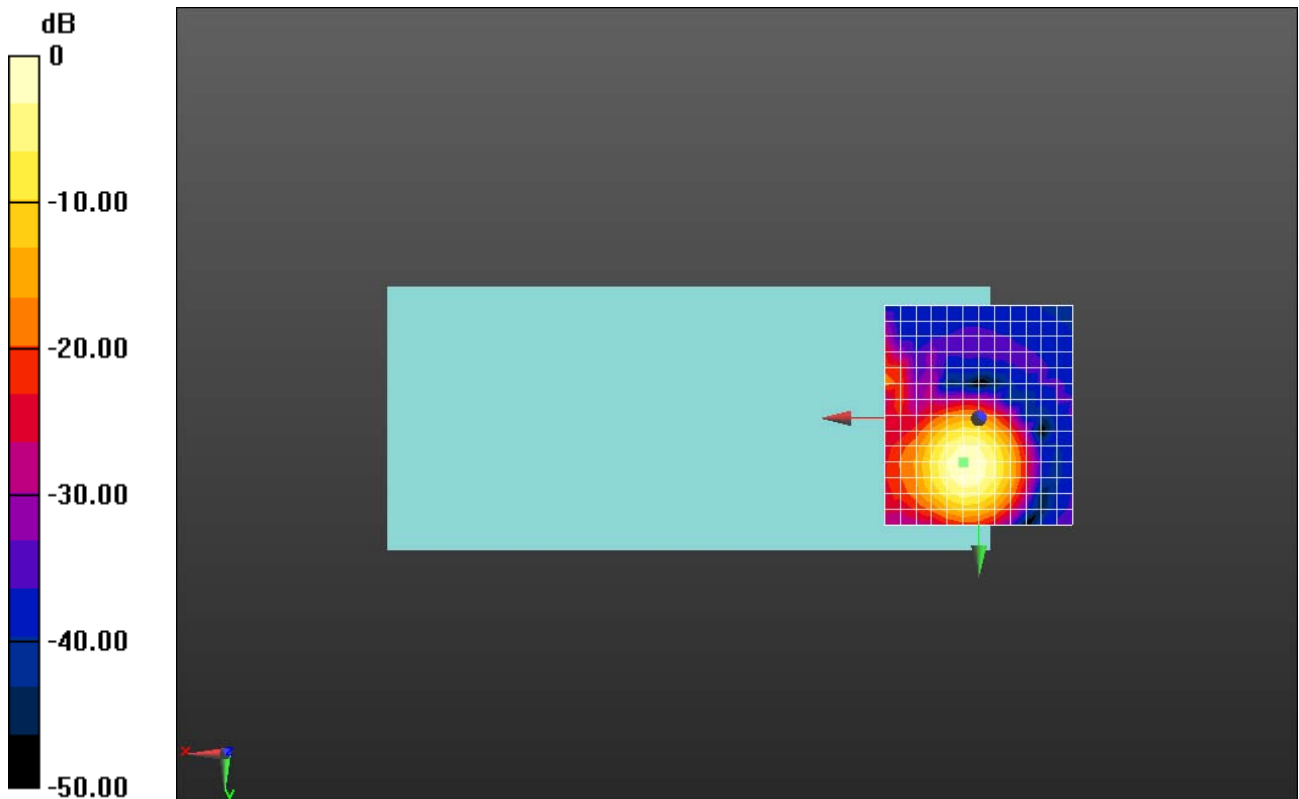
Ch60/z (axial) 4.2mm 50 x 50/ABM SNR(x,y,z) (13x15x1): Measurement grid: dx=10mm, dy=10mm

ABM1/ABM2 = 41.80 dB

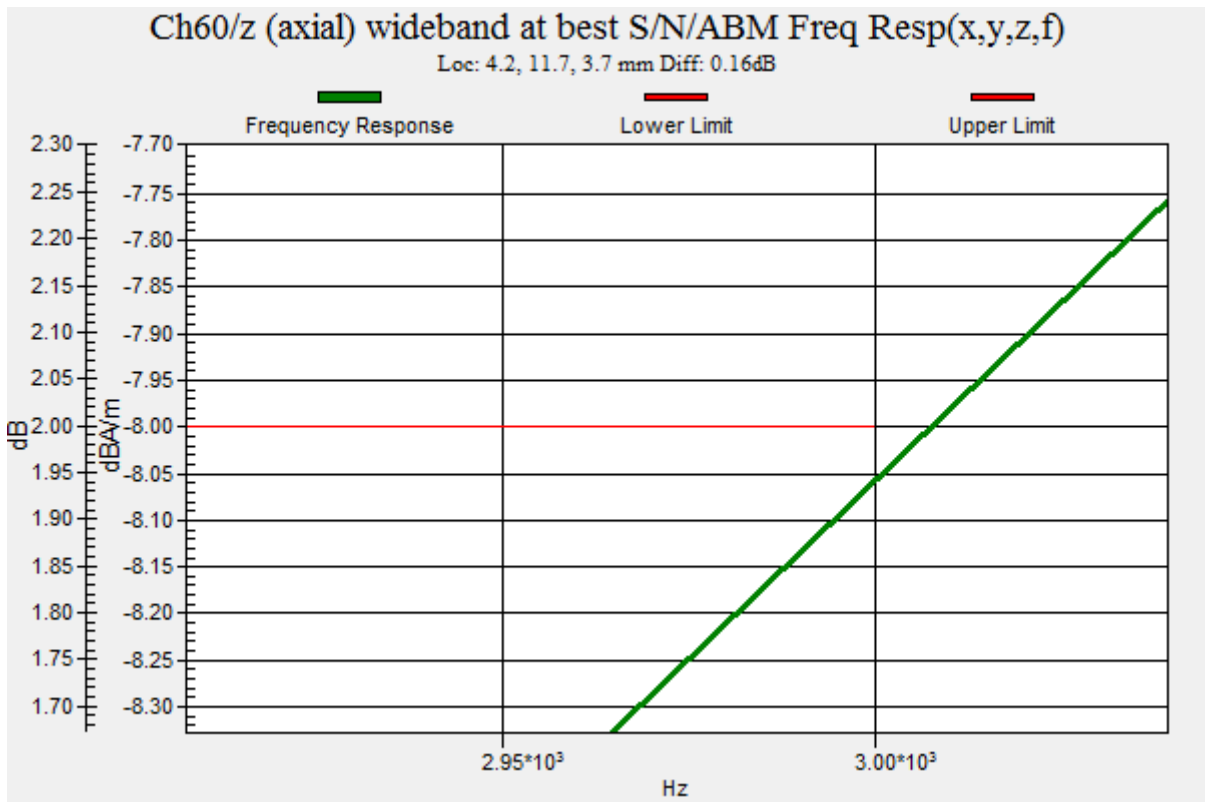
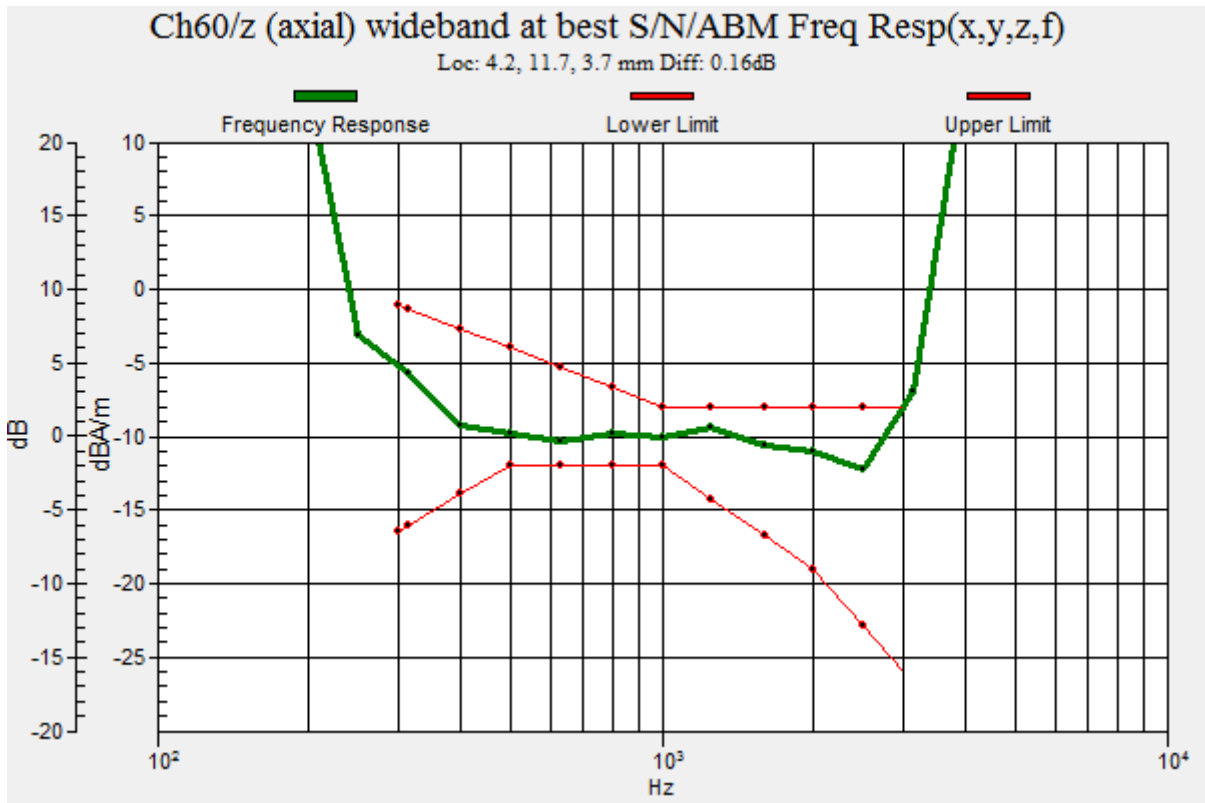
ABM1 comp = -6.26 dBA/m

BWC Factor = 0.15 dB

Location: 4.2, 11.7, 3.7 mm



0 dB = 123.1 = 41.81 dB



HAC_T-Coil_VoWiFi 5.3GHz_802.11n-HT20 MCS0_AMR 12.2Kbps_Ch60_Y

Communication System: UID 10193 - CAA, IEEE 802.11n (HT Greenfield, 6.5 Mbps, BPSK);
Frequency: 5300 MHz; Duty Cycle: 1:6.44169

Medium: Air Medium parameters used: $\sigma = 0$ S/m, $\epsilon_r = 1$; $\rho = 0$ kg/m³

Ambient Temperature : 23.2 °C

DASY5 Configuration:

- Probe: AM1DV3 - 3128; ; Calibrated: 2022.07.19
- Sensor-Surface: 0mm (Fix Surface)
- Electronics: DAE4 Sn480; Calibrated: 2022.06.22
- Phantom: HAC Test Arch with AMCC; Type: SD HAC P01 BA;
- Measurement SW: DASY52, Version 52.8 (8); SEMCAD X Version 14.6.10 (7331)

Ch60/y (transversal) 4.2mm 50 x 50/ABM SNR(x,y,z) (13x15x1): Measurement grid:

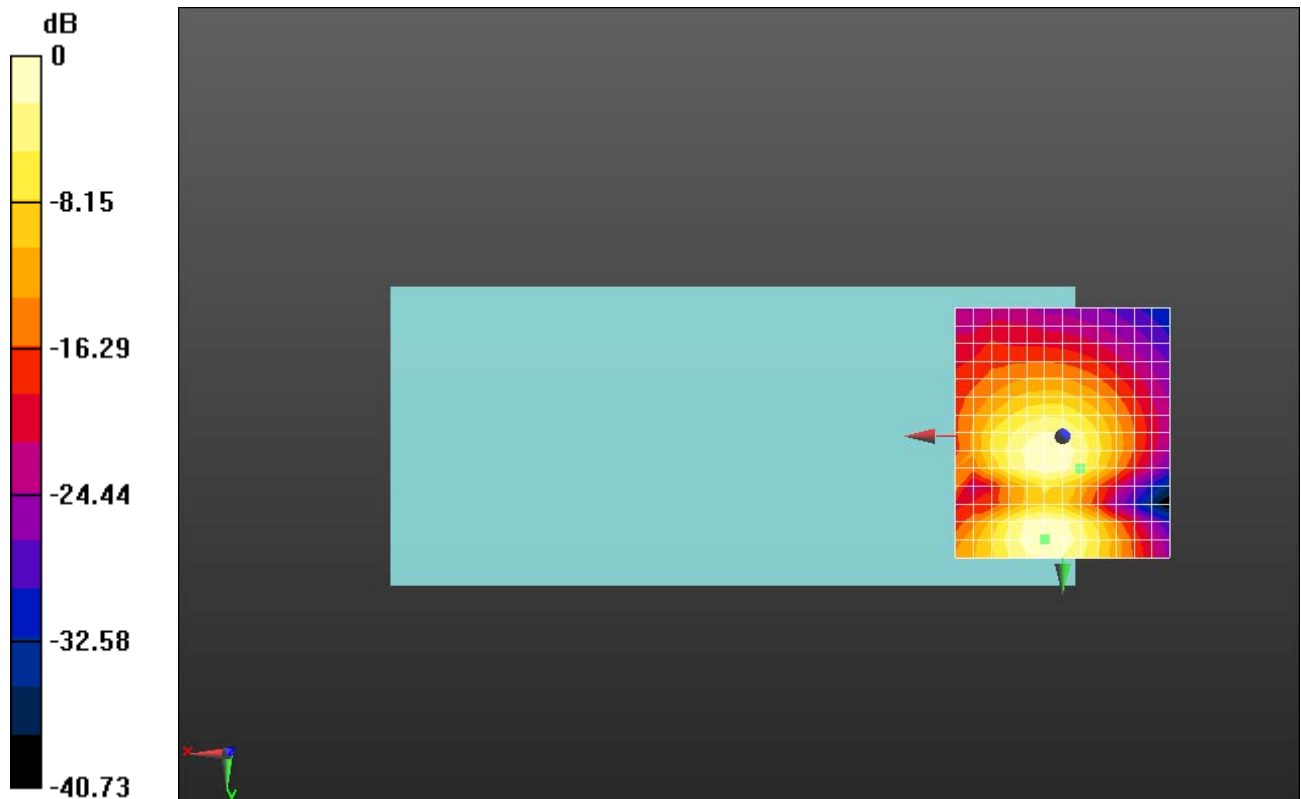
dx=10mm, dy=10mm

ABM1/ABM2 = 30.10 dB

ABM1 comp = -17.25 dBA/m

BWC Factor = 0.15 dB

Location: -4.2, 7.5, 3.7 mm



0 dB = 31.98 = 30.10 dB

HAC_T-Coil_VoWiFi 5.3GHz_802.11n-HT40 MCS0_AMR 12.2Kbps_Ch60_Z

Communication System: UID 10117 - CAA, IEEE 802.11n (HT Mixed, 13.5 Mbps, BPSK);
Frequency: 5310 MHz; Duty Cycle: 1:6.4121

Medium: Air Medium parameters used: $\sigma = 0$ S/m, $\epsilon_r = 1$; $\rho = 0$ kg/m³

Ambient Temperature : 23.2 °C

DASY5 Configuration:

- Probe: AM1DV3 - 3128; ; Calibrated: 2022.07.19
- Sensor-Surface: 0mm (Fix Surface)
- Electronics: DAE4 Sn480; Calibrated: 2022.06.22
- Phantom: HAC Test Arch with AMCC; Type: SD HAC P01 BA;
- Measurement SW: DASY52, Version 52.8 (8); SEMCAD X Version 14.6.10 (7331)

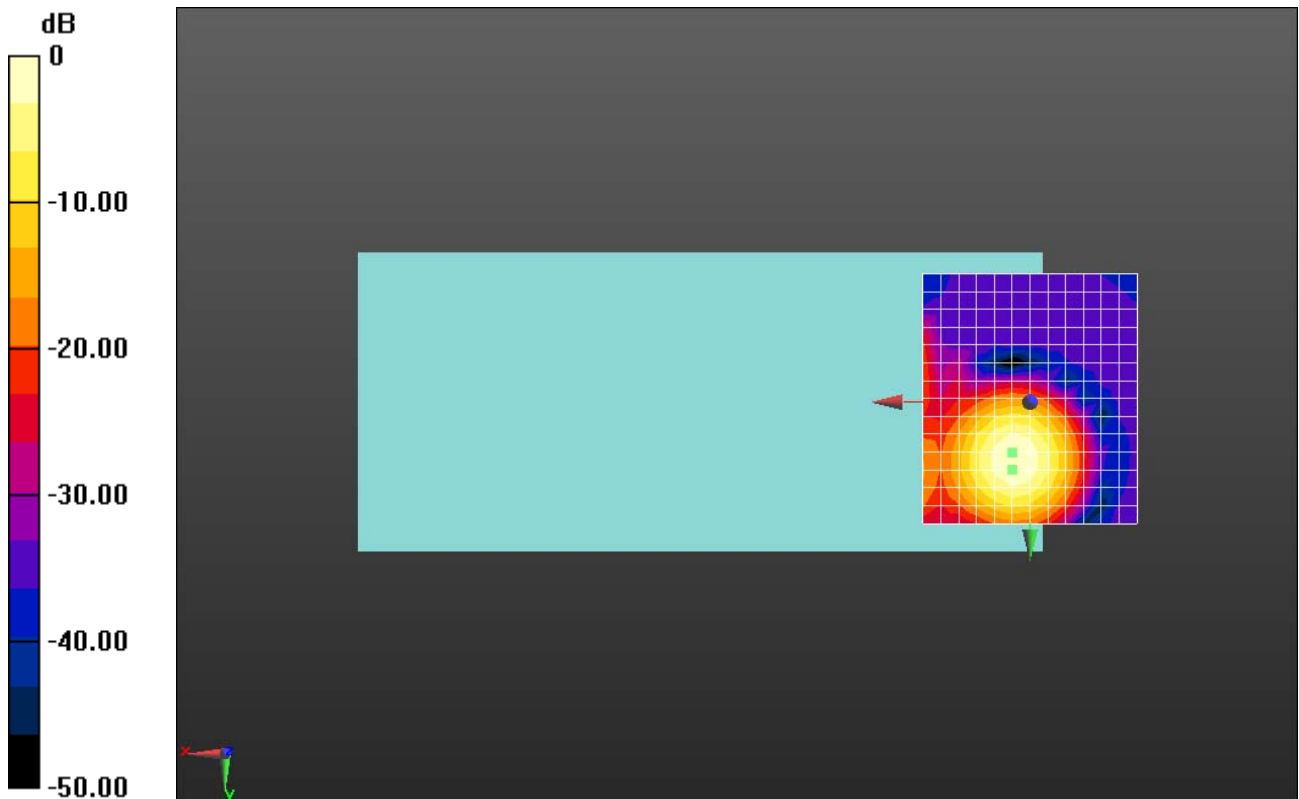
Ch62/z (axial) 4.2mm 50 x 50/ABM SNR(x,y,z) (13x15x1): Measurement grid: dx=10mm, dy=10mm

ABM1/ABM2 = 41.20 dB

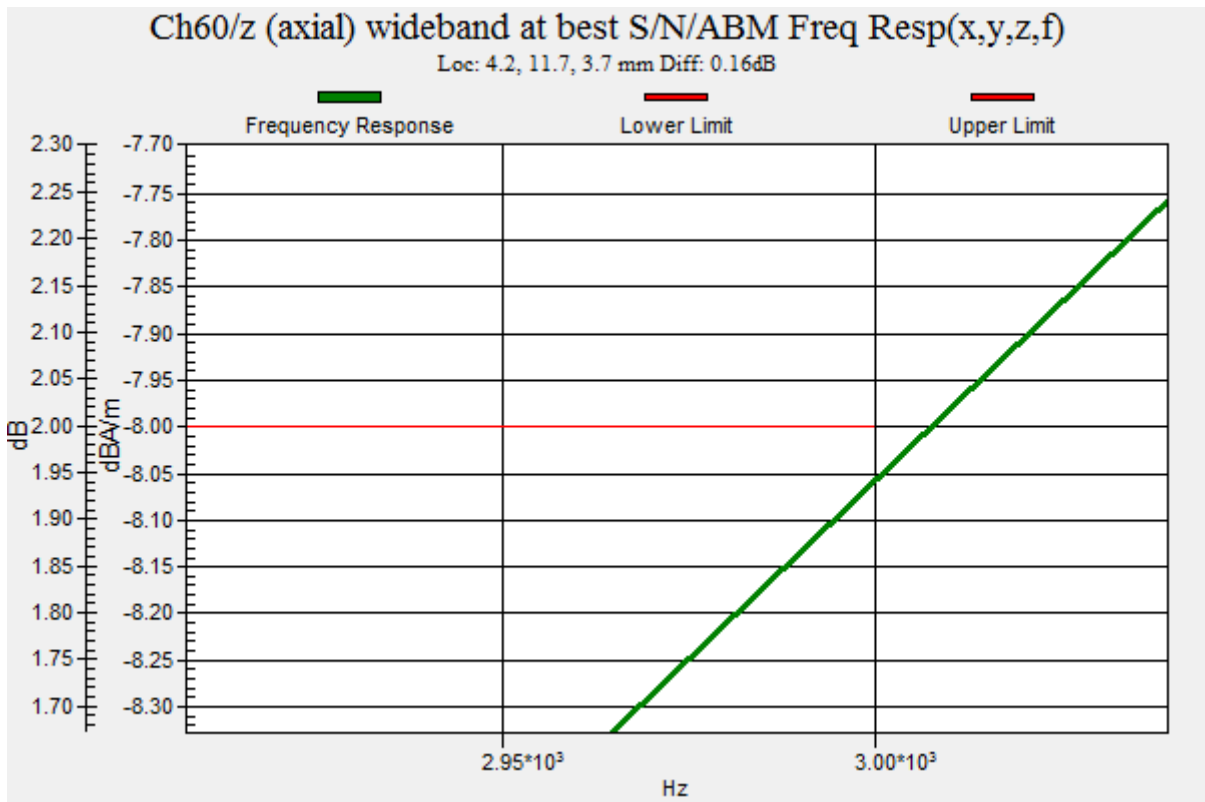
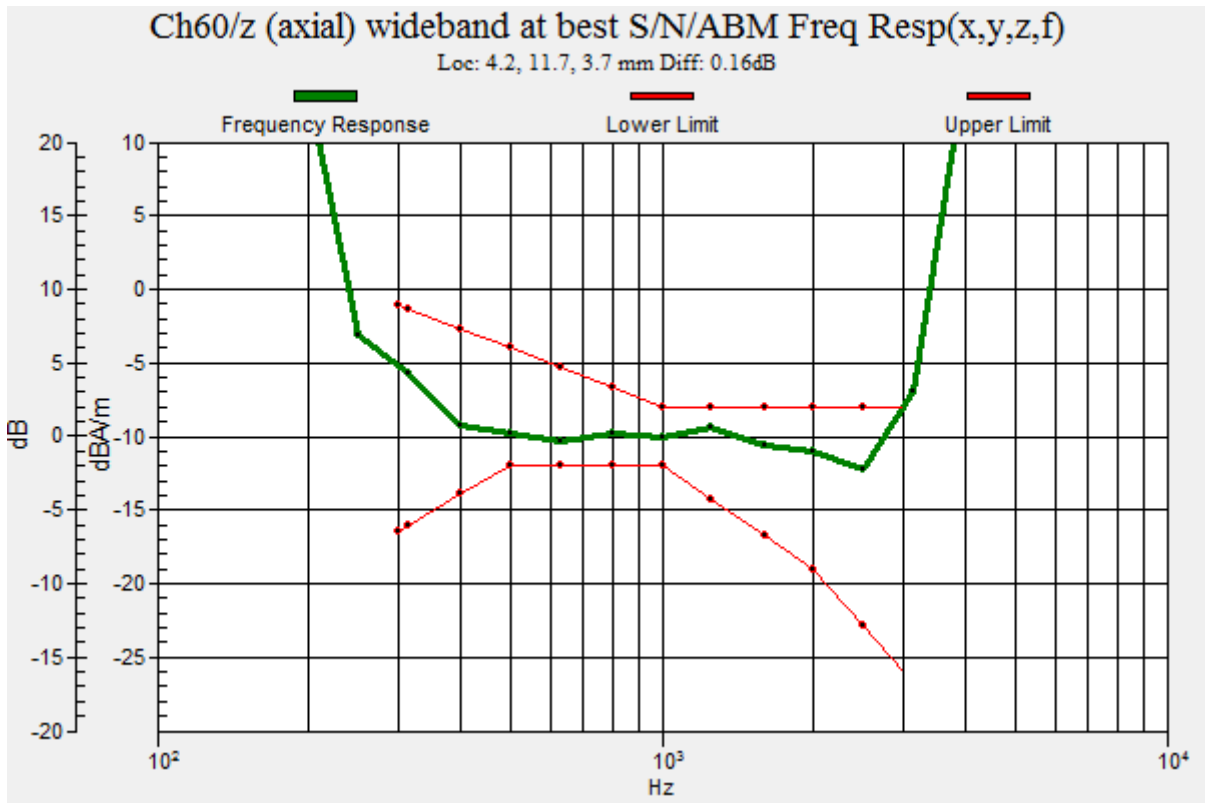
ABM1 comp = -6.68 dBA/m

BWC Factor = 0.15 dB

Location: 4.2, 15.8, 3.7 mm



0 dB = 1.000 = 0.00 dB



HAC_T-Coil_VoWiFi 5.3GHz_802.11n-HT40 MCS0_AMR 12.2Kbps_Ch60_Y

Communication System: UID 10117 - CAA, IEEE 802.11n (HT Mixed, 13.5 Mbps, BPSK);
Frequency: 5310 MHz; Duty Cycle: 1:6.4121

Medium: Air Medium parameters used: $\sigma = 0$ S/m, $\epsilon_r = 1$; $\rho = 0$ kg/m³

Ambient Temperature : 23.2 °C

DASY5 Configuration:

- Probe: AM1DV3 - 3128; ; Calibrated: 2022.07.19
- Sensor-Surface: 0mm (Fix Surface)
- Electronics: DAE4 Sn480; Calibrated: 2022.06.22
- Phantom: HAC Test Arch with AMCC; Type: SD HAC P01 BA;
- Measurement SW: DASY52, Version 52.8 (8); SEMCAD X Version 14.6.10 (7331)

Ch62/y (transversal) 4.2mm 50 x 50/ABM SNR(x,y,z) (13x15x1): Measurement grid:

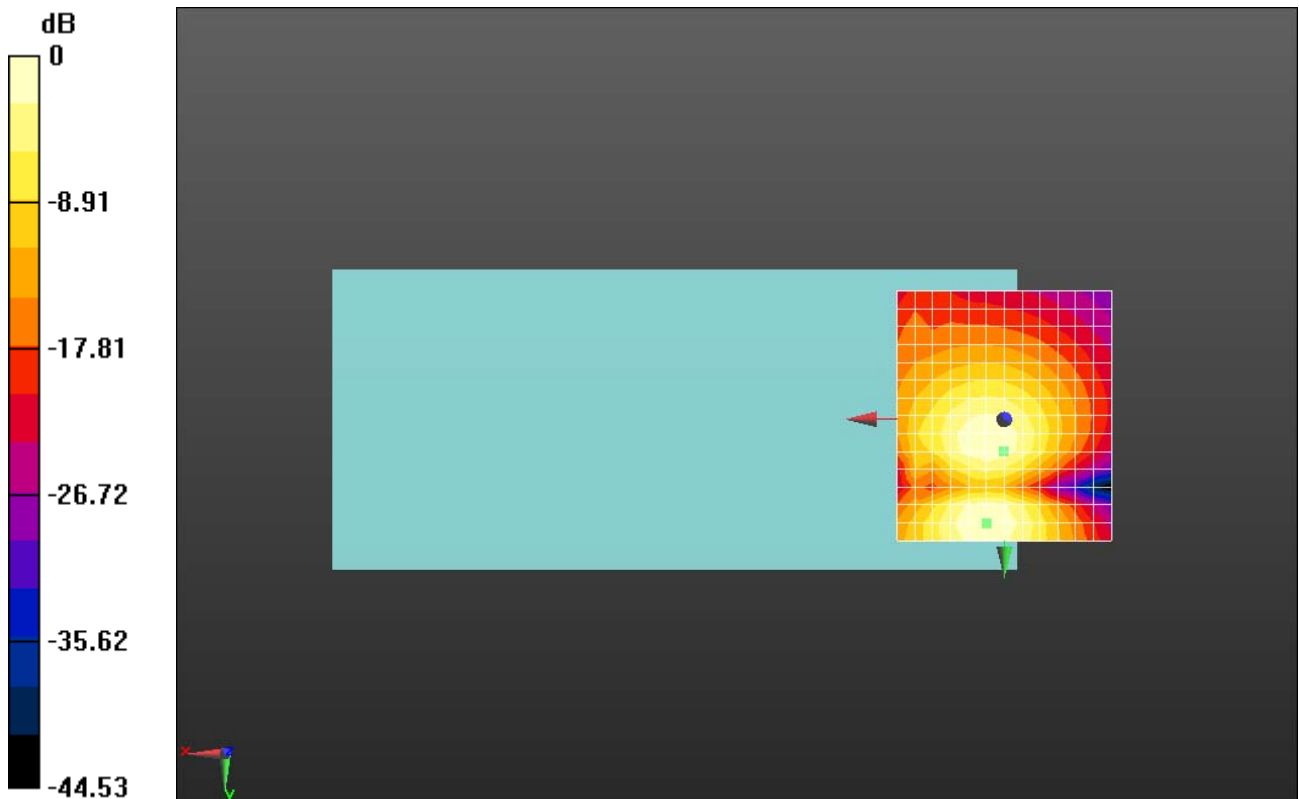
dx=10mm, dy=10mm

ABM1/ABM2 = 30.20 dB

ABM1 comp = -16.02 dBA/m

BWC Factor = 0.15 dB

Location: 0, 7.5, 3.7 mm



0 dB = 28.19 = 29.00 dB

HAC_T-Coil_VoWiFi 5.3GHz_802.11ac-VHT20 MCS0_AMR 12.2Kbps_Ch60_Z

Communication System: UID 10400 - AAA, IEEE 802.11ac WiFi (20MHz, 64-QAM, 99pc duty cycle); Frequency: 5300 MHz; Duty Cycle: 1:6.87068

Medium: Air Medium parameters used: $\sigma = 0$ S/m, $\epsilon_r = 1$; $\rho = 0$ kg/m³

Ambient Temperature : 23.2 °C

DASY5 Configuration:

- Probe: AM1DV3 - 3128; ; Calibrated: 2022.07.19
- Sensor-Surface: 0mm (Fix Surface)
- Electronics: DAE4 Sn480; Calibrated: 2022.06.22
- Phantom: HAC Test Arch with AMCC; Type: SD HAC P01 BA;
- Measurement SW: DASY52, Version 52.8 (8); SEMCAD X Version 14.6.10 (7331)

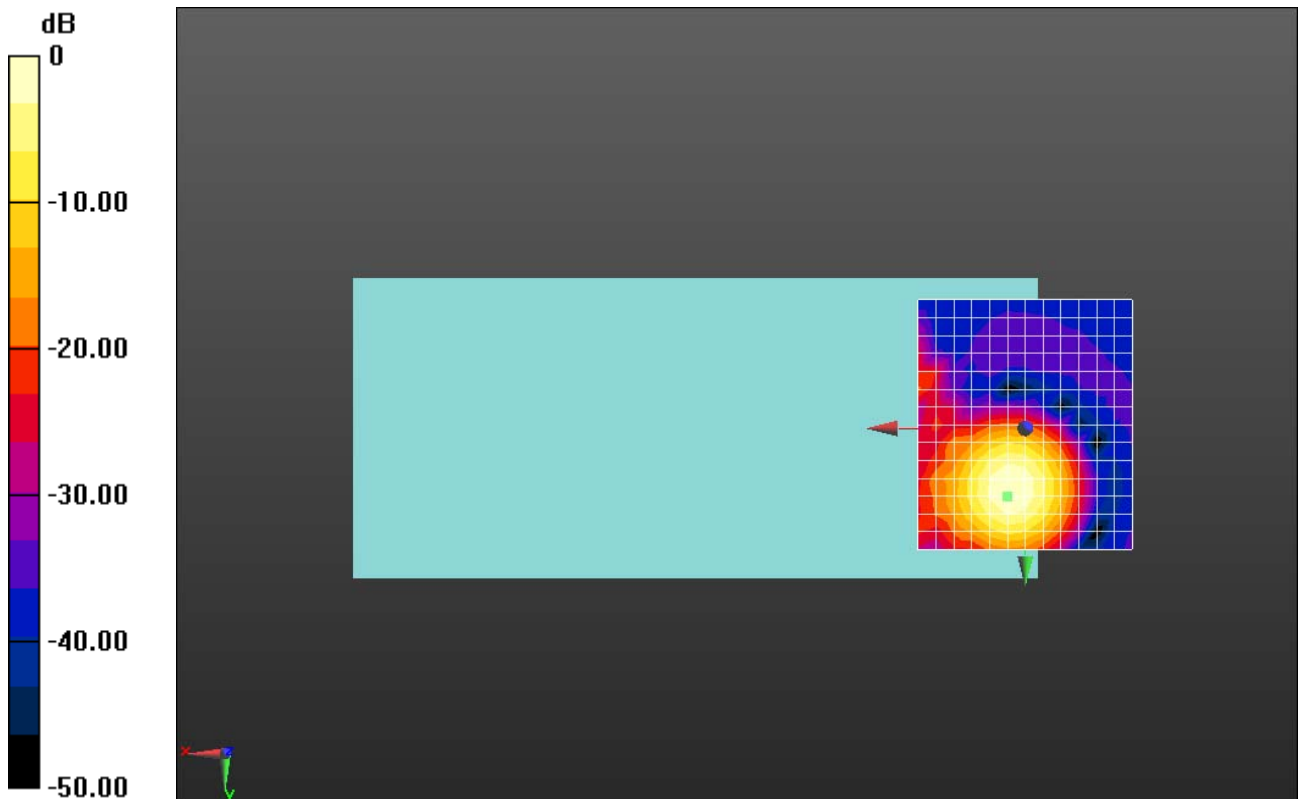
Ch60/z (axial) 4.2mm 50 x 50/ABM SNR(x,y,z) (13x15x1): Measurement grid: dx=10mm, dy=10mm

ABM1/ABM2 = 40.28 dB


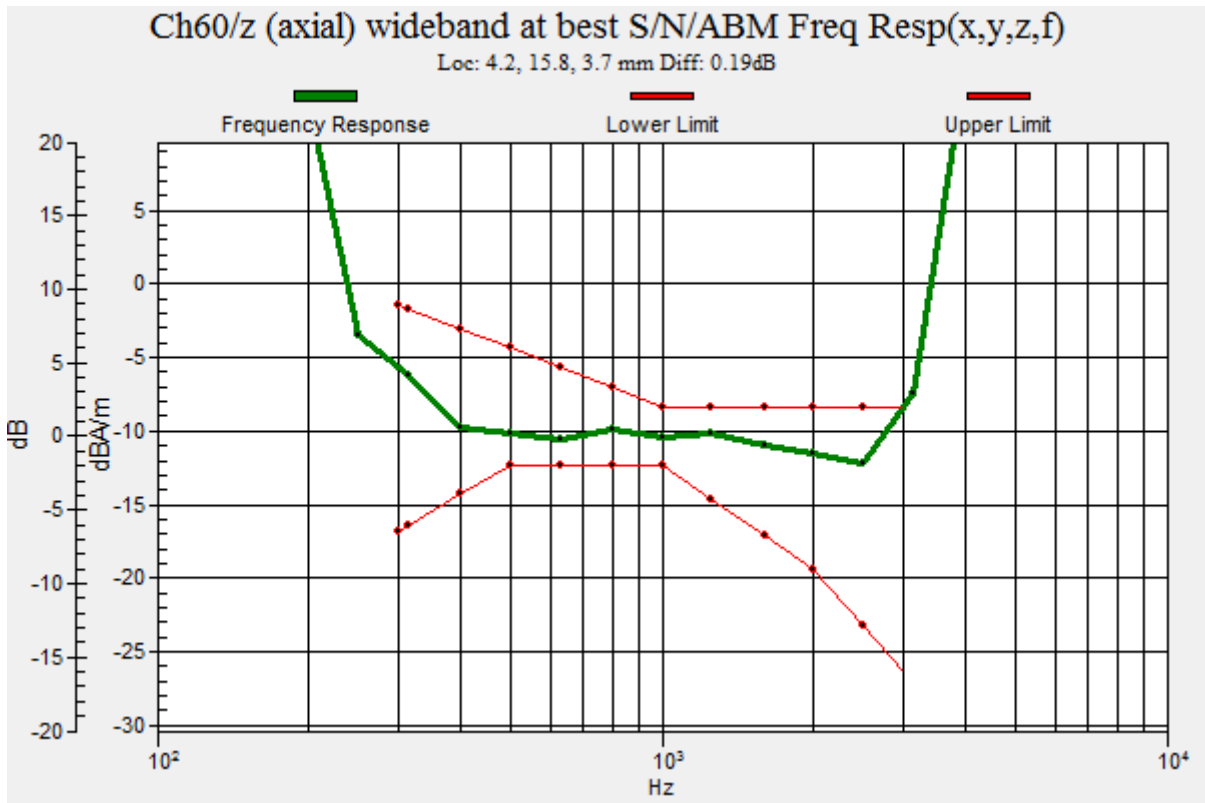
ABM1 comp = -6.64 dBA/m

BWC Factor = 0.15 dB

Location: 4.2, 15.8, 3.7 mm



0 dB = 103.3 = 40.28 dB



HAC_T-Coil_VoWiFi 5.3GHz_802.11ac-VHT20 MCS0_AMR 12.2Kbps_Ch60_Y

Communication System: UID 10400 - AAA, IEEE 802.11ac WiFi (20MHz, 64-QAM, 99pc duty cycle); Frequency: 5300 MHz; Duty Cycle: 1:6.87068

Medium: Air Medium parameters used: $\sigma = 0$ S/m, $\epsilon_r = 1$; $\rho = 0$ kg/m³

Ambient Temperature : 23.2 °C

DASY5 Configuration:

- Probe: AM1DV3 - 3128; ; Calibrated: 2022.07.19
- Sensor-Surface: 0mm (Fix Surface)
- Electronics: DAE4 Sn480; Calibrated: 2022.06.22
- Phantom: HAC Test Arch with AMCC; Type: SD HAC P01 BA;
- Measurement SW: DASY52, Version 52.8 (8); SEMCAD X Version 14.6.10 (7331)

Ch60/y (transversal) 4.2mm 50 x 50/ABM SNR(x,y,z) (13x15x1): Measurement grid:

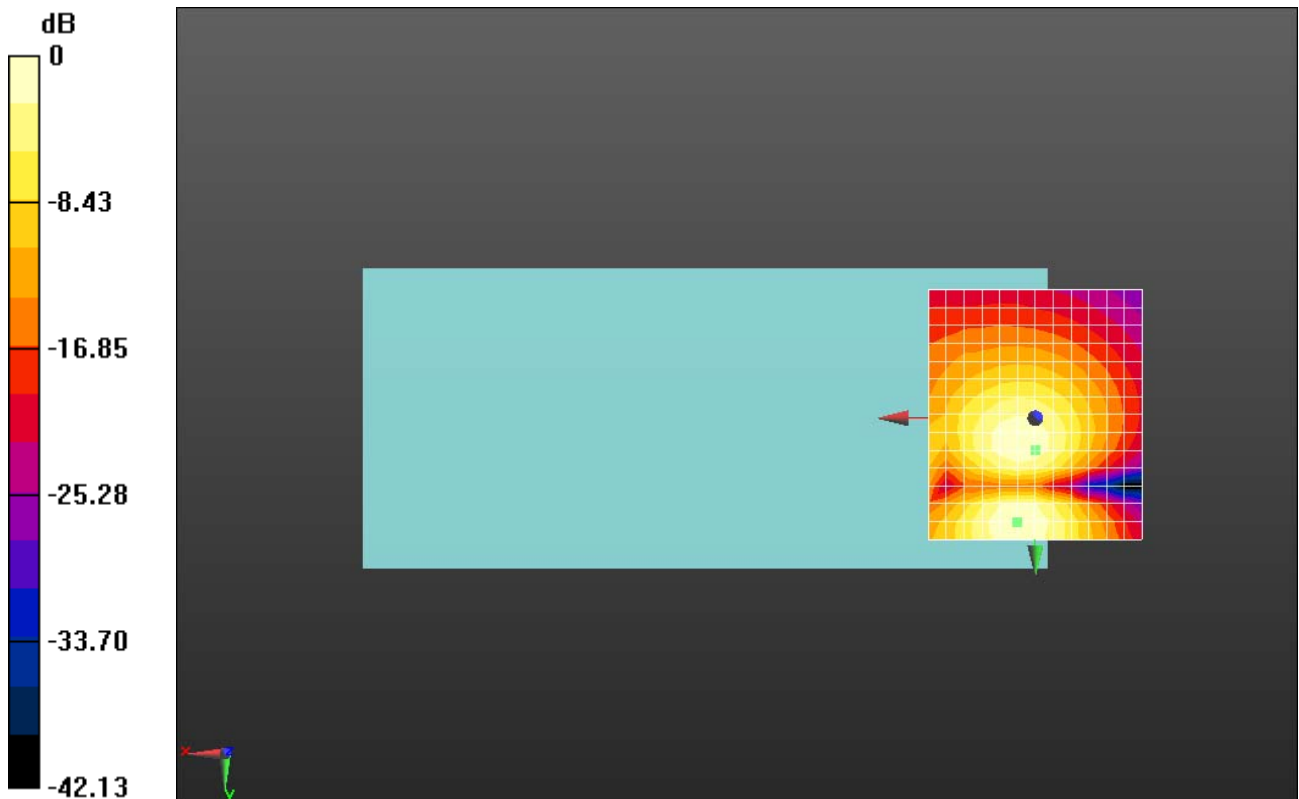
dx=10mm, dy=10mm

ABM1/ABM2 = 30.08 dB

ABM1 comp = -15.83 dBA/m

BWC Factor = 0.15 dB

Location: 0, 7.5, 3.7 mm



0 dB = 28.43 = 29.08 dB

HAC_T-Coil_VoWiFi 5.3GHz_802.11ac-VHT40 MCS0_AMR 12.2Kbps_Ch62_Z

Communication System: UID 10401 - AAA, IEEE 802.11ac WiFi (40MHz, 64-QAM, 99pc duty cycle); Frequency: 5310 MHz; Duty Cycle: 1:7.24436

Medium: Air Medium parameters used: $\sigma = 0$ S/m, $\epsilon_r = 1$; $\rho = 0$ kg/m³

Ambient Temperature : 23.2 °C

DASY5 Configuration:

- Probe: AM1DV3 - 3128; ; Calibrated: 2022.07.19
- Sensor-Surface: 0mm (Fix Surface)
- Electronics: DAE4 Sn480; Calibrated: 2022.06.22
- Phantom: HAC Test Arch with AMCC; Type: SD HAC P01 BA;
- Measurement SW: DASY52, Version 52.8 (8); SEMCAD X Version 14.6.10 (7331)

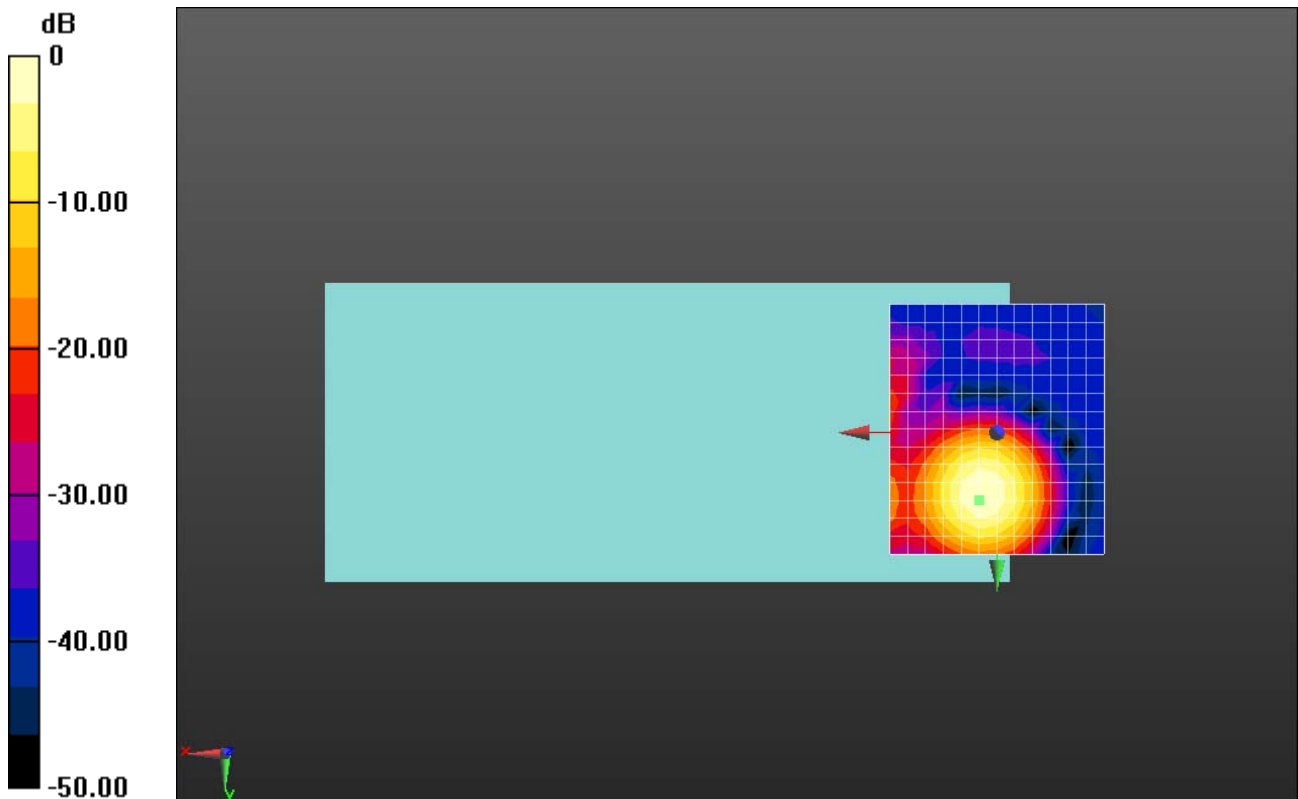
Ch62/z (axial) 4.2mm 50 x 50/ABM SNR(x,y,z) (13x15x1): Measurement grid: dx=10mm, dy=10mm

ABM1/ABM2 = 39.60 dB

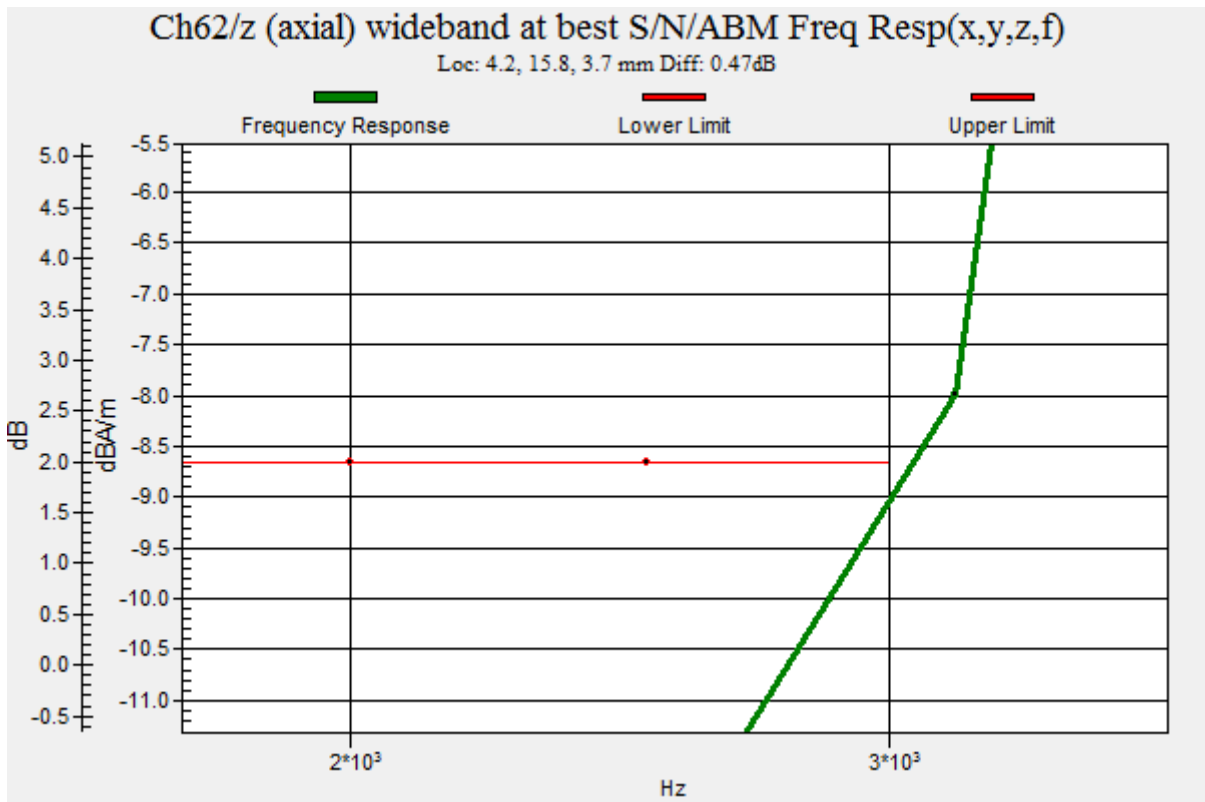
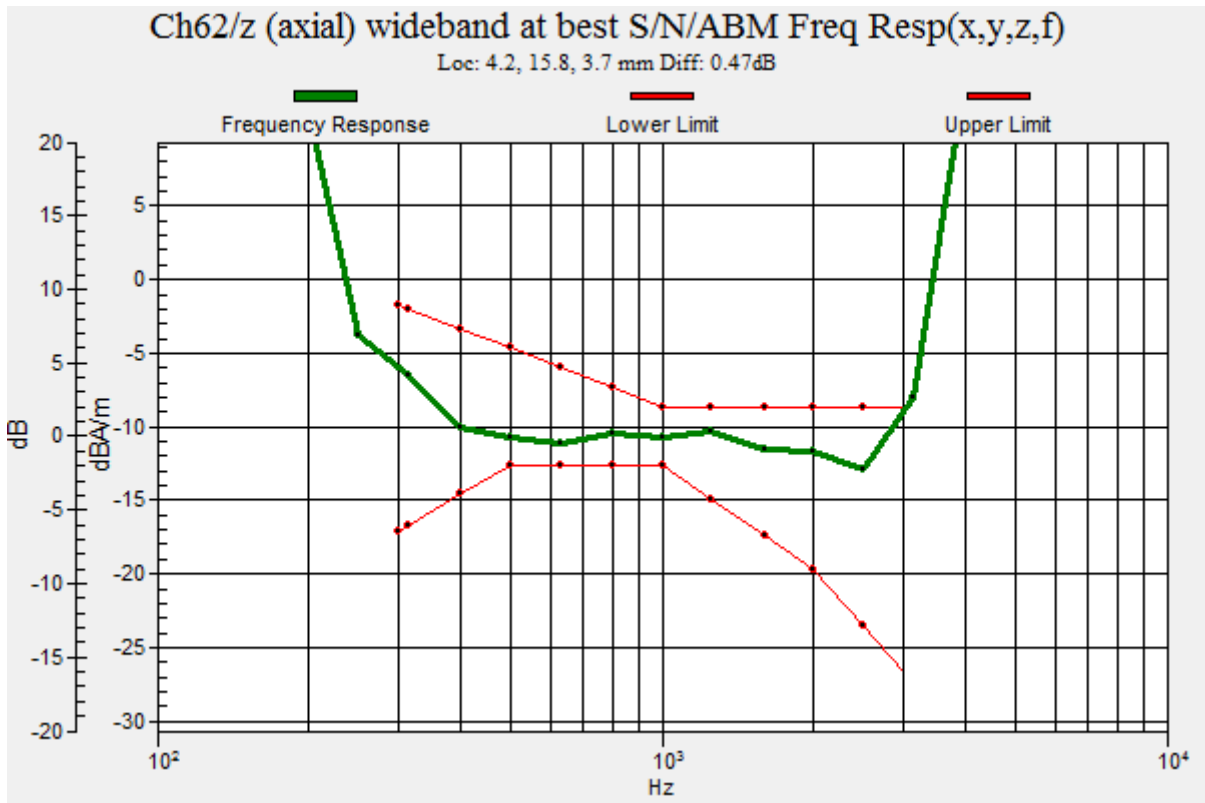
ABM1 comp = -6.96 dBA/m

BWC Factor = 0.15 dB

Location: 4.2, 15.8, 3.7 mm



0 dB = 95.47 = 39.60 dB



HAC_T-Coil_VoWiFi 5.3GHz_802.11ac-VHT40 MCS0_AMR 12.2Kbps_Ch62_Y

Communication System: UID 10401 - AAA, IEEE 802.11ac WiFi (40MHz, 64-QAM, 99pc duty cycle); Frequency: 5310 MHz; Duty Cycle: 1:7.24436

Medium: Air Medium parameters used: $\sigma = 0$ S/m, $\epsilon_r = 1$; $\rho = 0$ kg/m³

Ambient Temperature : 23.2 °C

DASY5 Configuration:

- Probe: AM1DV3 - 3128; ; Calibrated: 2022.07.19
- Sensor-Surface: 0mm (Fix Surface)
- Electronics: DAE4 Sn480; Calibrated: 2022.06.22
- Phantom: HAC Test Arch with AMCC; Type: SD HAC P01 BA;
- Measurement SW: DASY52, Version 52.8 (8); SEMCAD X Version 14.6.10 (7331)

Ch62/y (transversal) 4.2mm 50 x 50/ABM SNR(x,y,z) (13x15x1): Measurement grid:

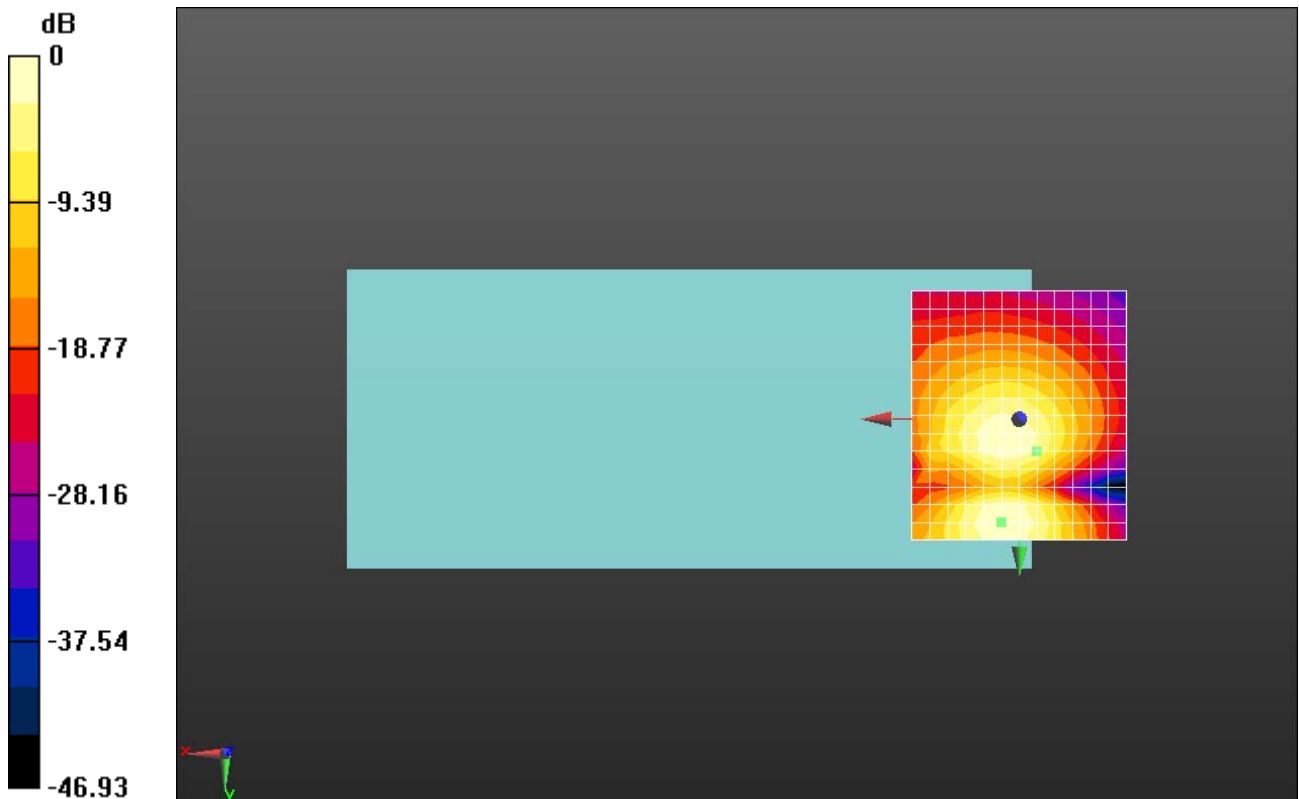
dx=10mm, dy=10mm

ABM1/ABM2 = 31.25 dB

ABM1 comp = -17.29 dBA/m

BWC Factor = 0.15 dB

Location: -4.2, 7.5, 3.7 mm



0 dB = 36.54 = 31.26 dB

HAC_T-Coil_VoWiFi 5.3GHz_802.11ac-VHT80 MCS0_AMR 12.2Kbps_Ch58_Z

Communication System: UID 10402 - AAA, IEEE 802.11ac WiFi (80MHz, 64-QAM, 99pc duty cycle); Frequency: 5290 MHz; Duty Cycle: 1:7.12853

Medium: Air Medium parameters used: $\sigma = 0$ S/m, $\epsilon_r = 1$; $\rho = 0$ kg/m³

Ambient Temperature : 23.2 °C

DASY5 Configuration:

- Probe: AM1DV3 - 3128; ; Calibrated: 2022.07.19
- Sensor-Surface: 0mm (Fix Surface)
- Electronics: DAE4 Sn480; Calibrated: 2022.06.22
- Phantom: HAC Test Arch with AMCC; Type: SD HAC P01 BA;
- Measurement SW: DASY52, Version 52.8 (8); SEMCAD X Version 14.6.10 (7331)

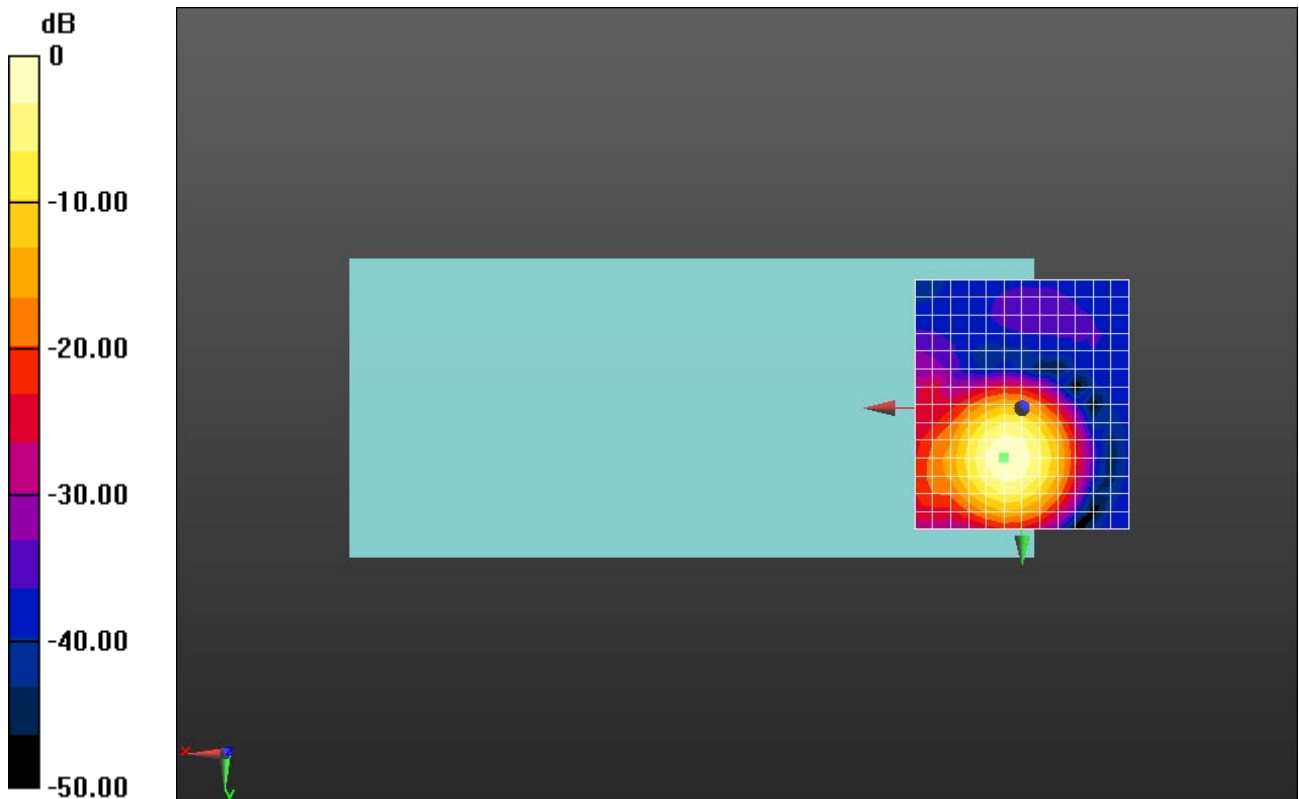
Ch58/z (axial) 4.2mm 50 x 50/ABM SNR(x,y,z) (13x15x1): Measurement grid: dx=10mm, dy=10mm

ABM1/ABM2 = 38.84 dB

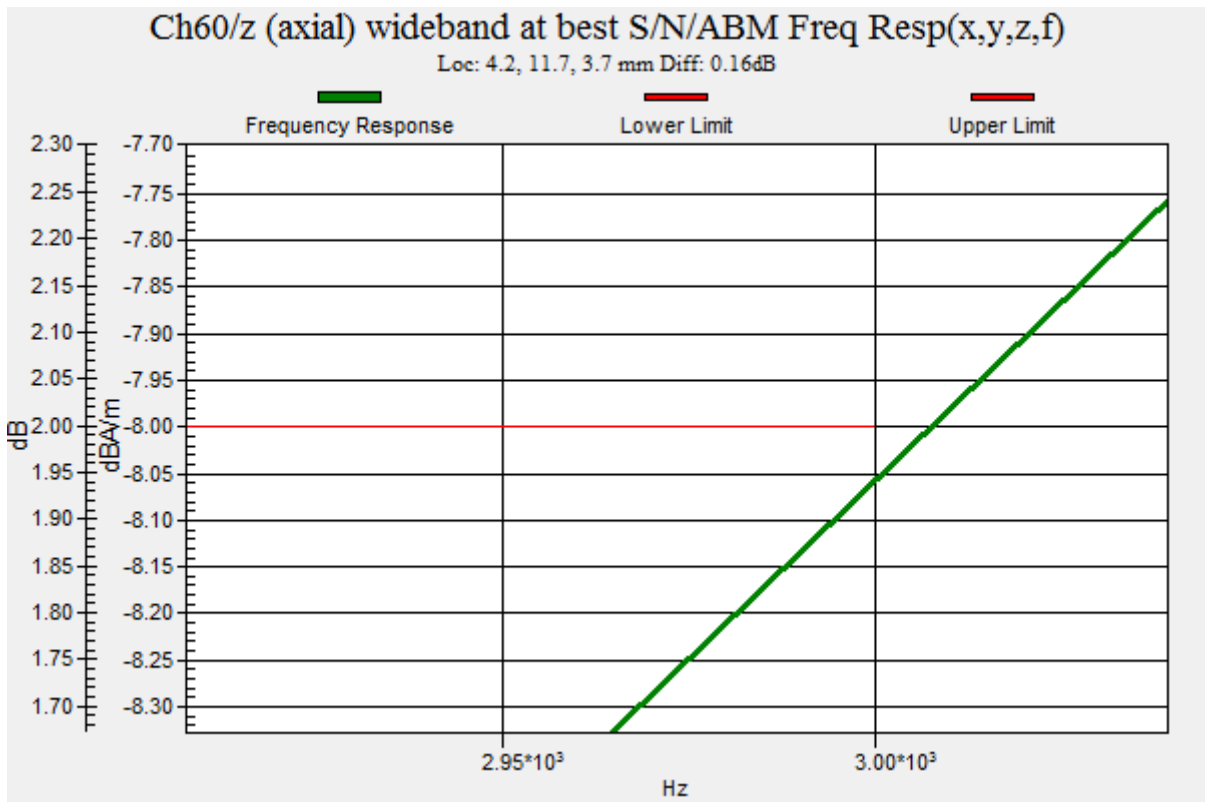
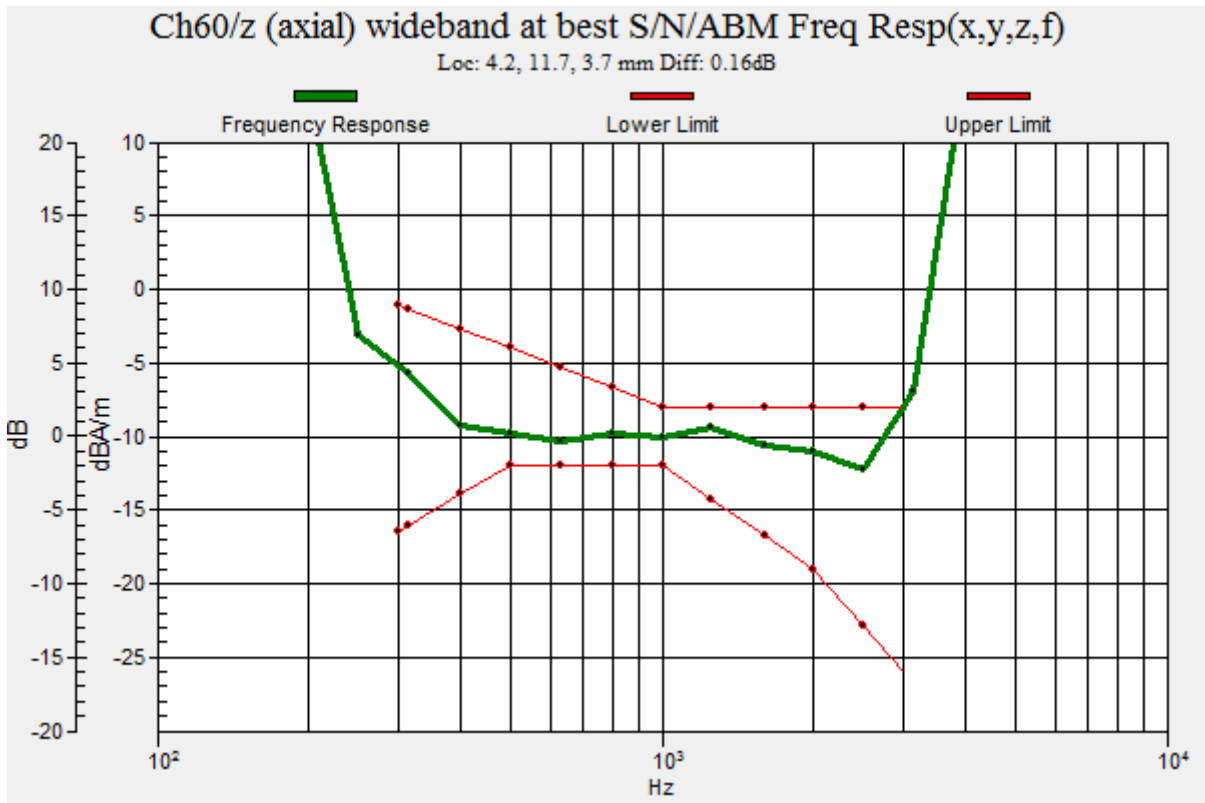
ABM1 comp = -6.74 dBA/m

BWC Factor = 0.15 dB

Location: 4.2, 11.7, 3.7 mm



0 dB = 87.46 = 38.84 dB



HAC_T-Coil_VoWiFi 5.3GHz_802.11ac-VHT80 MCS0_AMR 12.2Kbps_Ch58_Y

Communication System: UID 10402 - AAA, IEEE 802.11ac WiFi (80MHz, 64-QAM, 99pc duty cycle); Frequency: 5290 MHz; Duty Cycle: 1:7.12853

Medium: Air Medium parameters used: $\sigma = 0$ S/m, $\epsilon_r = 1$; $\rho = 0$ kg/m³

Ambient Temperature : 23.2 °C

DASY5 Configuration:

- Probe: AM1DV3 - 3128; ; Calibrated: 2022.07.19
- Sensor-Surface: 0mm (Fix Surface)
- Electronics: DAE4 Sn480; Calibrated: 2022.06.22
- Phantom: HAC Test Arch with AMCC; Type: SD HAC P01 BA;
- Measurement SW: DASY52, Version 52.8 (8); SEMCAD X Version 14.6.10 (7331)

Ch58/y (transversal) 4.2mm 50 x 50/ABM SNR(x,y,z) (13x15x1): Measurement grid:

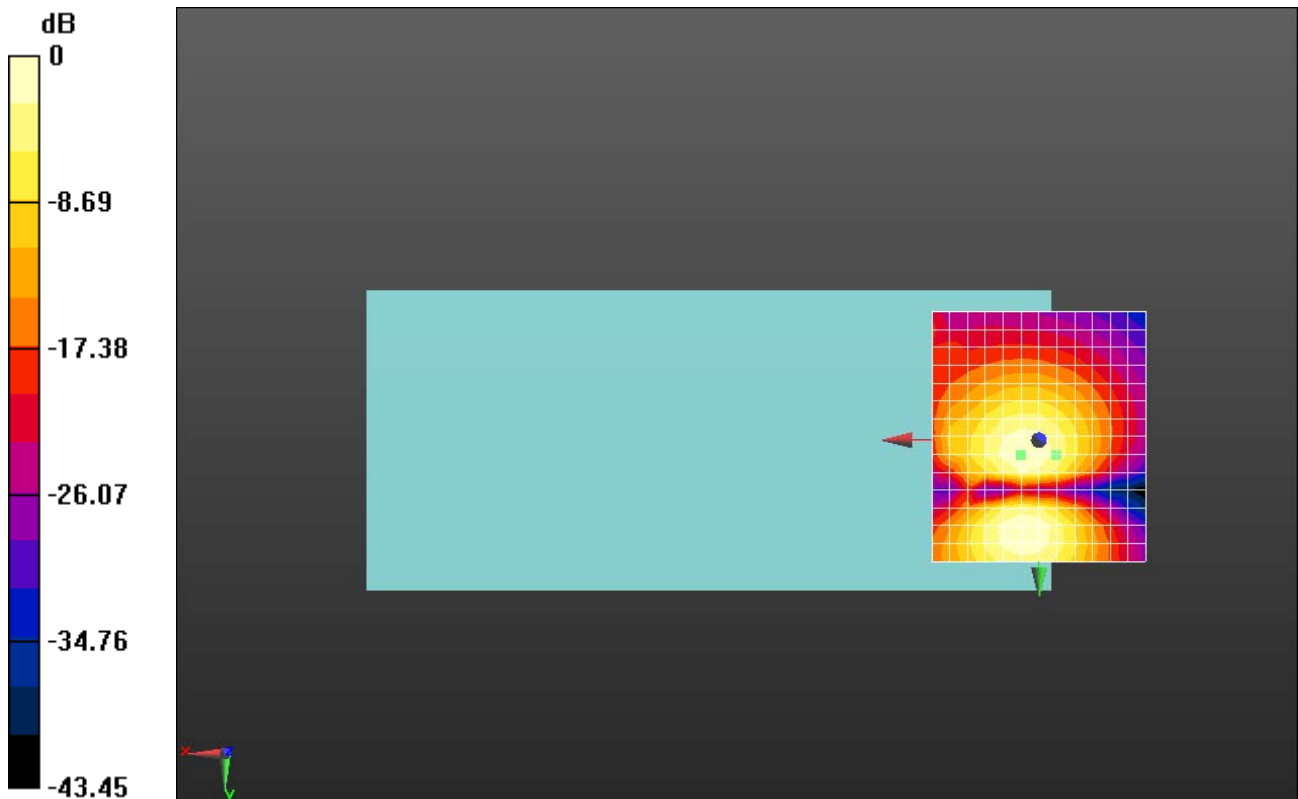
dx=10mm, dy=10mm

ABM1/ABM2 = 30.23 dB

ABM1 comp = -16.78 dBA/m

BWC Factor = 0.15 dB

Location: -4.2, 3.3, 3.7 mm



0 dB = 28.84 = 29.20 dB

HAC_T-Coil_OTT VoIP_GSM850_EDGE (4TX slots)_Ch189_Z

Communication System: UID 0, Generic GSM (0); Frequency: 836.6 MHz; Duty Cycle: 1:8.30042

Medium: Air Medium parameters used: $\sigma = 0$ S/m, $\epsilon_r = 1$; $\rho = 0$ kg/m³

Ambient Temperature : 23.2 °C

DASY5 Configuration:

- Probe: AM1DV3 - 3128; ; Calibrated: 2022.07.19
- Sensor-Surface: 0mm (Fix Surface)
- Electronics: DAE4 Sn480; Calibrated: 2022.06.22
- Phantom: HAC Test Arch with AMCC; Type: SD HAC P01 BA;
- Measurement SW: DASY52, Version 52.8 (8); SEMCAD X Version 14.6.10 (7331)

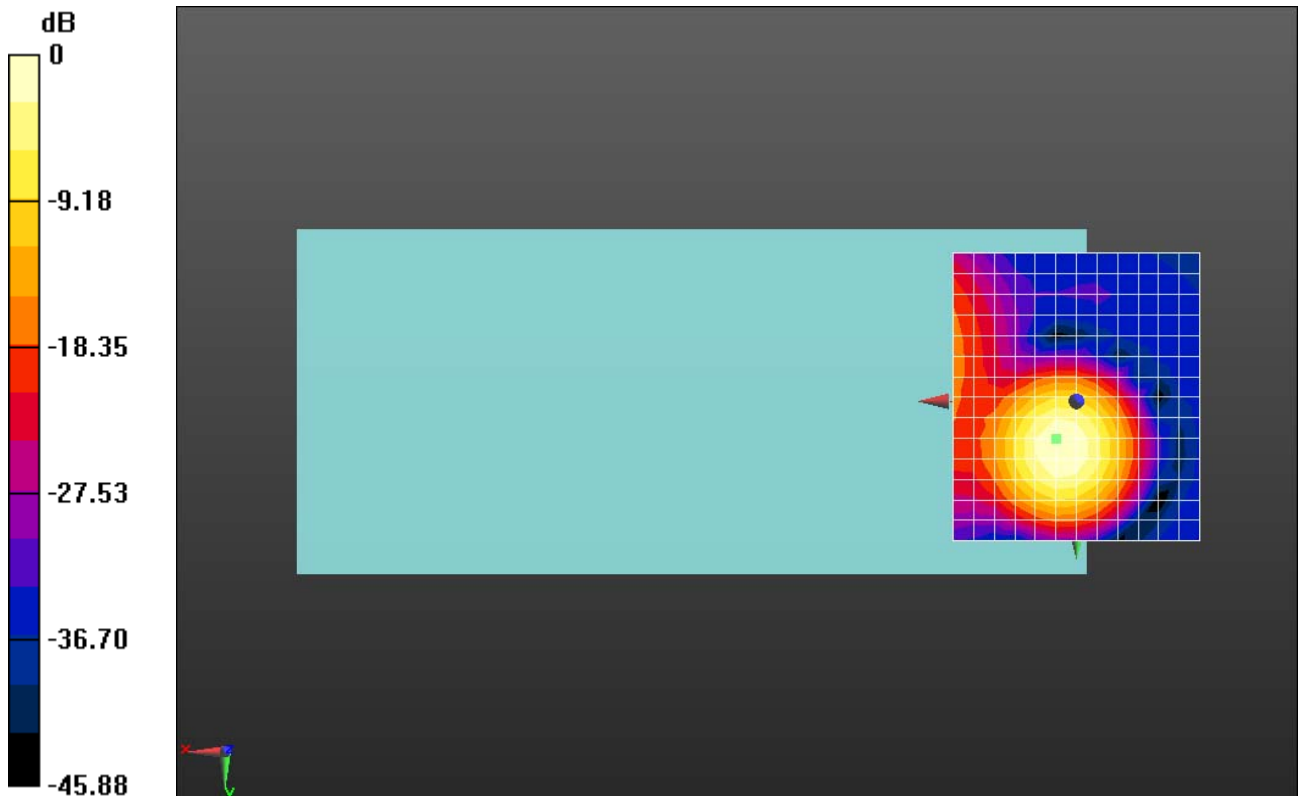
Ch189/z (axial) 4.2mm 50 x 50/ABM SNR(x,y,z) (13x15x1): Measurement grid: dx=10mm, dy=10mm

ABM1/ABM2 = 38.92 dB

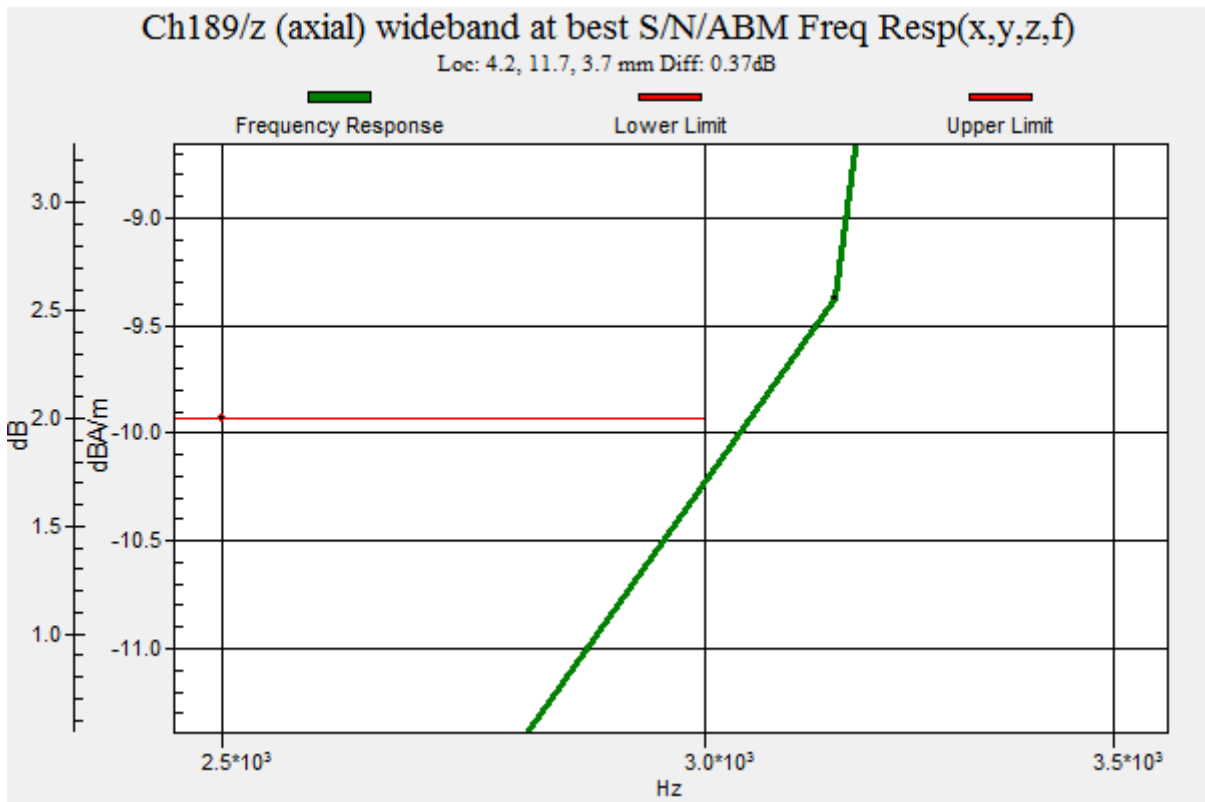
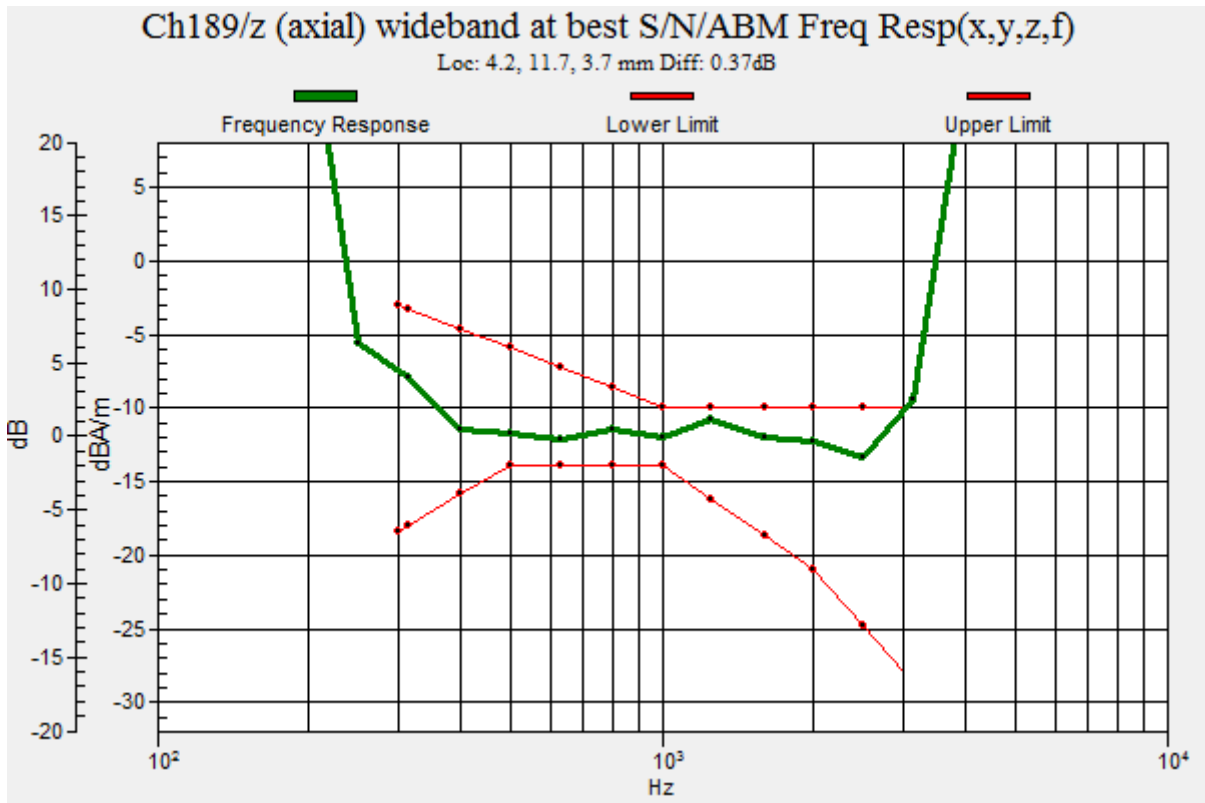
ABM1 comp = 8.25 dBA/m

BWC Factor = 0.14 dB

Location: 4.2, 7.5, 3.7 mm



0 dB = 88.30 = 38.92 dB



HAC_T-Coil_OTT VoIP_GSM850_EDGE (4TX slots)_Ch189_Y

Communication System: UID 0, Generic GSM (0); Frequency: 836.6 MHz; Duty Cycle: 1:8.30042

Medium: Air Medium parameters used: $\sigma = 0$ S/m, $\epsilon_r = 1$; $\rho = 0$ kg/m³

Ambient Temperature : 23.2 °C

DASY5 Configuration:

- Probe: AM1DV3 - 3128; ; Calibrated: 2022.07.19
- Sensor-Surface: 0mm (Fix Surface)
- Electronics: DAE4 Sn480; Calibrated: 2022.06.22
- Phantom: HAC Test Arch with AMCC; Type: SD HAC P01 BA;
- Measurement SW: DASY52, Version 52.8 (8); SEMCAD X Version 14.6.10 (7331)

Ch189/y (transversal) 4.2mm 50 x 50/ABM SNR(x,y,z) (13x15x1): Measurement grid:


dx=10mm, dy=10mm

ABM1/ABM2 = 37.98 dB

ABM1 comp = -3.95 dBA/m

BWC Factor = 0.14 dB

Location: -4.2, -5, 3.7 mm



0 dB = 99.78 = 39.98 dB

HAC_T-Coil_OTT VoIP_GSM1900_EDGE (4TX slots)_Ch661_Z

Communication System: UID 0, Generic GSM (0); Frequency: 1880 MHz; Duty Cycle: 1:8.30042

Medium: Air Medium parameters used: $\sigma = 0$ S/m, $\epsilon_r = 1$; $\rho = 0$ kg/m³

Ambient Temperature : 23.2 °C

DASY5 Configuration:

- Probe: AM1DV3 - 3128; ; Calibrated: 2022.07.19
- Sensor-Surface: 0mm (Fix Surface)
- Electronics: DAE4 Sn480; Calibrated: 2022.06.22
- Phantom: HAC Test Arch with AMCC; Type: SD HAC P01 BA;
- Measurement SW: DASY52, Version 52.8 (8); SEMCAD X Version 14.6.10 (7331)


Ch661/z (axial) 4.2mm 50 x 50/ABM SNR(x,y,z) (13x15x1): Measurement grid: dx=10mm, dy=10mm

ABM1/ABM2 = 41.45 dB

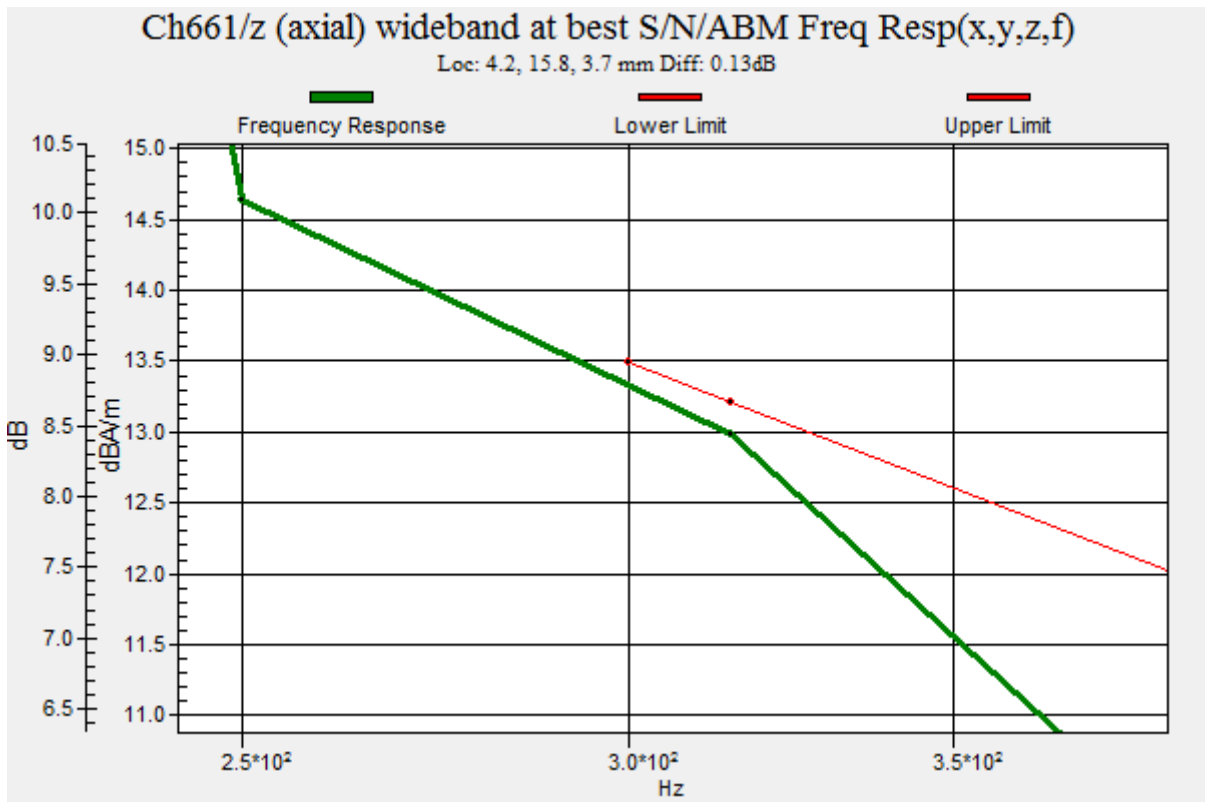
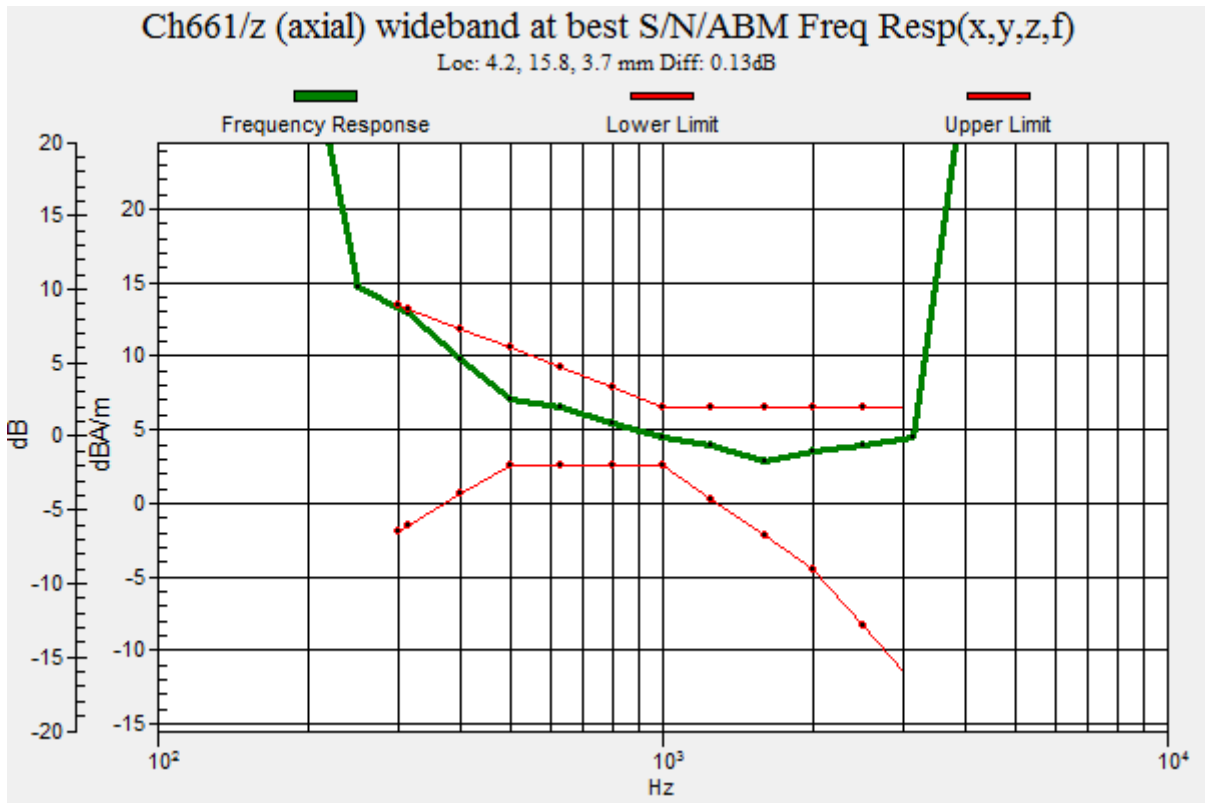
ABM1 comp = 5.46 dBA/m

BWC Factor = 0.14 dB

Location: 4.2, 15.8, 3.7 mm



0 dB = 118.1 = 41.44 dB



HAC_T-Coil_OTT VoIP_GSM1900_EDGE (4TX slots)__Ch661_Y

Communication System: UID 0, Generic GSM (0); Frequency: 1880 MHz; Duty Cycle: 1:8.30042

Medium: Air Medium parameters used: $\sigma = 0$ S/m, $\epsilon_r = 1$; $\rho = 0$ kg/m³

Ambient Temperature : 23.2 °C

DASY5 Configuration:

- Probe: AM1DV3 - 3128; ; Calibrated: 2022.07.19
- Sensor-Surface: 0mm (Fix Surface)
- Electronics: DAE4 Sn480; Calibrated: 2022.06.22
- Phantom: HAC Test Arch with AMCC; Type: SD HAC P01 BA;
- Measurement SW: DASY52, Version 52.8 (8); SEMCAD X Version 14.6.10 (7331)

Ch661/y (transversal) 4.2mm 50 x 50/ABM SNR(x,y,z) (13x15x1): Measurement grid:

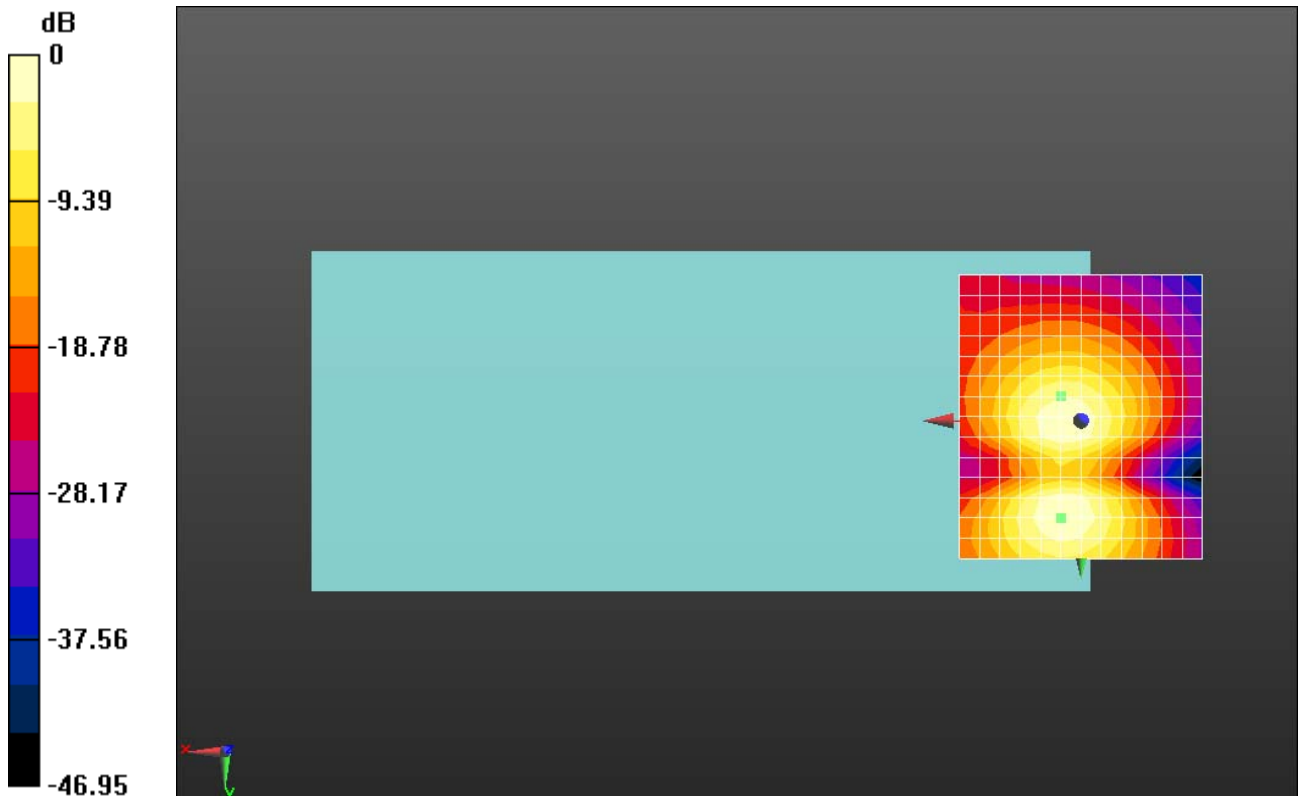
dx=10mm, dy=10mm

ABM1/ABM2 = 40.02 dB

ABM1 comp = -1.79 dBA/m

BWC Factor = 0.14 dB

Location: 4.2, -5, 3.7 mm



0 dB = 112.5 = 41.02 dB

HAC_T-Coil_OTT VoIP_WCDMA Band IV_HSPA_Ch1413_Z

Communication System: UID 10011 - CAB, UMTS-FDD (WCDMA); Frequency: 1732.4 MHz; Duty Cycle: 1:1.95434

Medium: Air Medium parameters used: $\sigma = 0$ S/m, $\epsilon_r = 1$; $\rho = 0$ kg/m³

Ambient Temperature : 23.2 °C

DASY5 Configuration:

- Probe: AM1DV3 - 3128; ; Calibrated: 2022.07.19
- Sensor-Surface: 0mm (Fix Surface)
- Electronics: DAE4 Sn480; Calibrated: 2022.06.22
- Phantom: HAC Test Arch with AMCC; Type: SD HAC P01 BA;
- Measurement SW: DASY52, Version 52.8 (8); SEMCAD X Version 14.6.10 (7331)

Ch1413/z (axial) 4.2mm 50 x 50/ABM SNR(x,y,z) (13x15x1): Measurement grid:

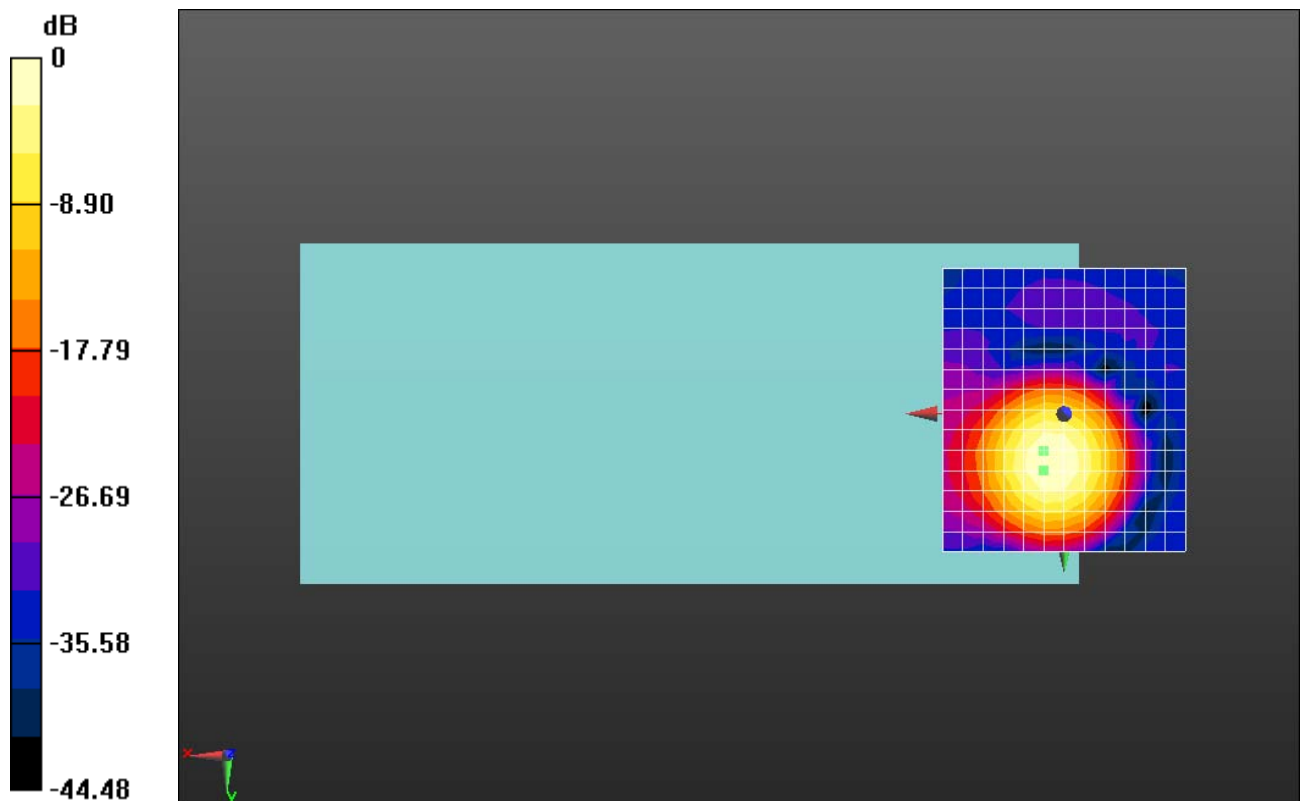
dx=10mm, dy=10mm

ABM1/ABM2 = 50.13 dB

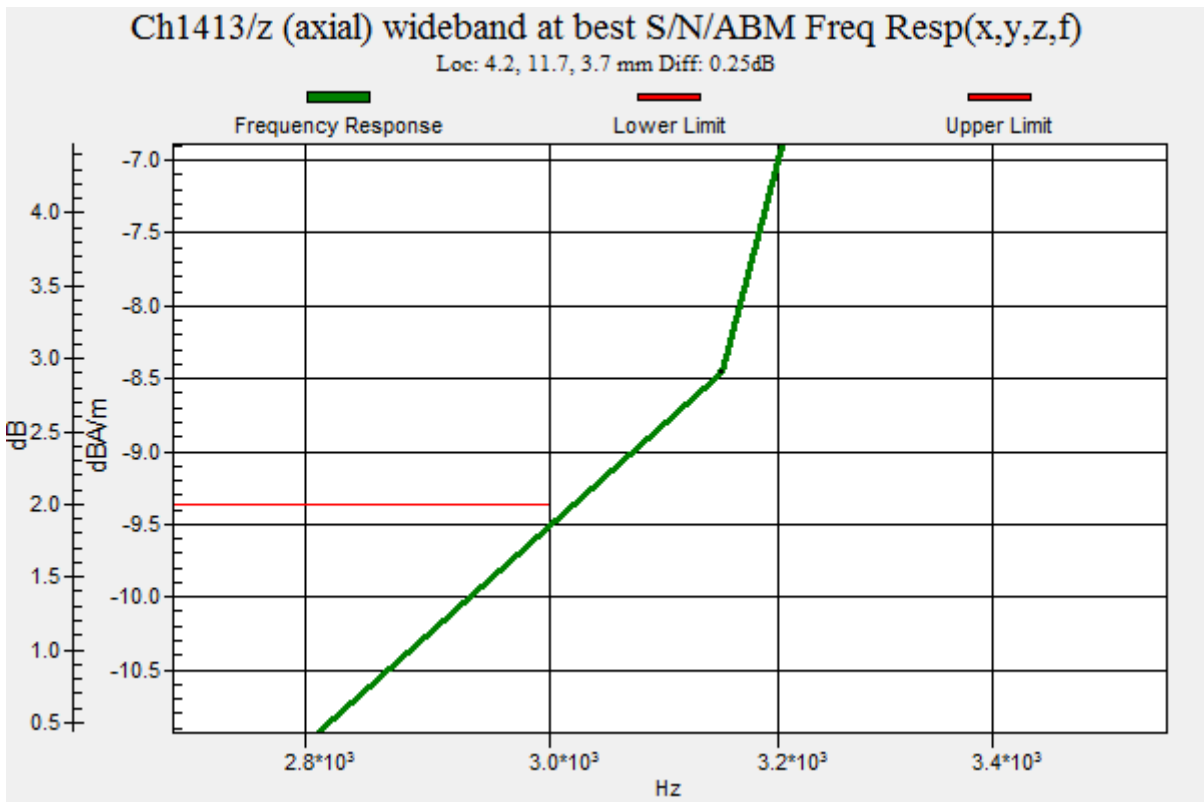
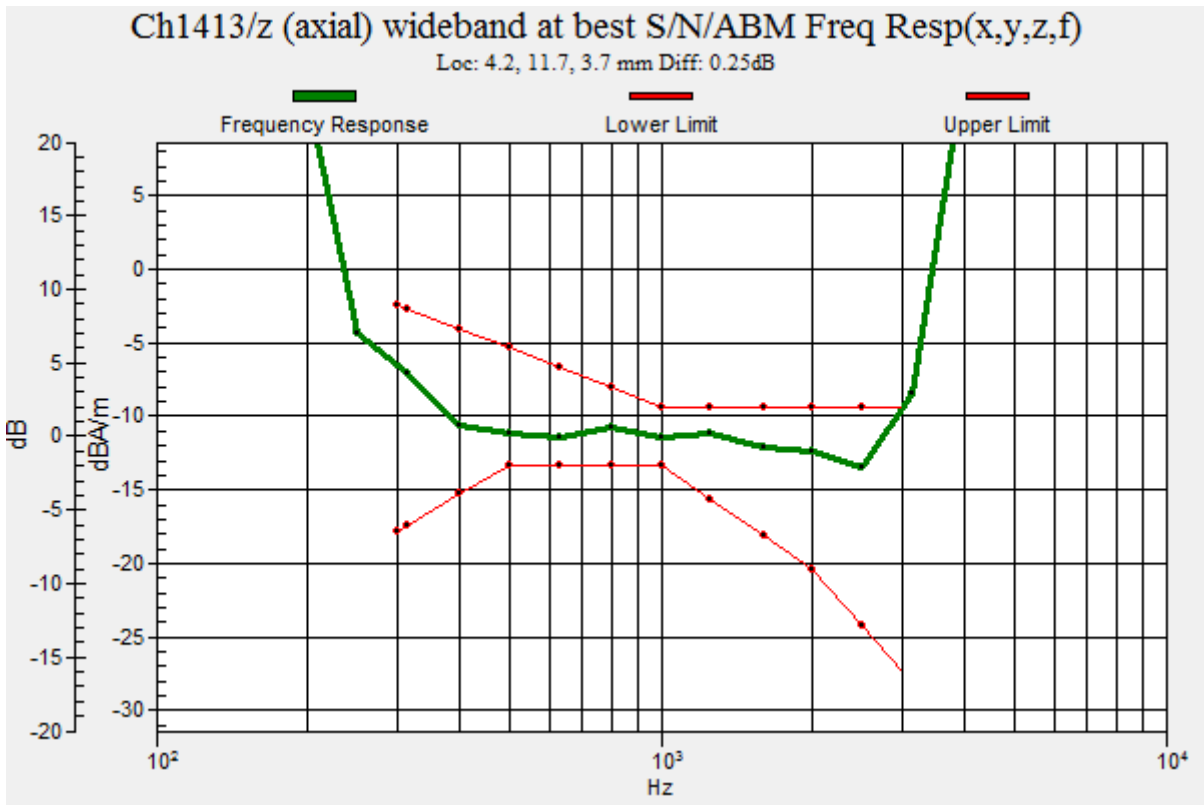
ABM1 comp = 7.47 dBA/m

BWC Factor = 0.14 dB

Location: 4.2, 7.5, 3.7 mm



0 dB = 321.0 = 50.13 dB



HAC_T-Coil_OTT VoIP_WCDMA Band IV_HSPA_Ch1413_Y

Communication System: UID 10011 - CAB, UMTS-FDD (WCDMA); Frequency: 1732.4 MHz; Duty Cycle: 1:1.95434

Medium: Air Medium parameters used: $\sigma = 0$ S/m, $\epsilon_r = 1$; $\rho = 0$ kg/m³

Ambient Temperature : 23.2 °C

DASY5 Configuration:

- Probe: AM1DV3 - 3128; ; Calibrated: 2022.07.19
- Sensor-Surface: 0mm (Fix Surface)
- Electronics: DAE4 Sn480; Calibrated: 2022.06.22
- Phantom: HAC Test Arch with AMCC; Type: SD HAC P01 BA;
- Measurement SW: DASY52, Version 52.8 (8); SEMCAD X Version 14.6.10 (7331)

Ch1413/y (transversal) 4.2mm 50 x 50/ABM SNR(x,y,z) (13x15x1): Measurement grid:


dx=10mm, dy=10mm

ABM1/ABM2 = 47.61 dB

ABM1 comp = 0.26 dBA/m

BWC Factor = 0.14 dB

Location: 4.2, 20, 3.7 mm



0 dB = 240.1 = 47.61 dB

HAC_T-Coil_OTT VoIP_WCDMA Band V_HSPA_Ch4182_Z

Communication System: UID 10011 - CAB, UMTS-FDD (WCDMA); Frequency: 836.4 MHz; Duty Cycle: 1:1.95434

Medium: Air Medium parameters used: $\sigma = 0$ S/m, $\epsilon_r = 1$; $\rho = 0$ kg/m³

Ambient Temperature : 23.2 °C

DASY5 Configuration:

- Probe: AM1DV3 - 3128; ; Calibrated: 2022.07.19
- Sensor-Surface: 0mm (Fix Surface)
- Electronics: DAE4 Sn480; Calibrated: 2022.06.22
- Phantom: HAC Test Arch with AMCC; Type: SD HAC P01 BA;
- Measurement SW: DASY52, Version 52.8 (8); SEMCAD X Version 14.6.10 (7331)

Ch4182/z (axial) 4.2mm 50 x 50/ABM SNR(x,y,z) (13x15x1): Measurement grid:

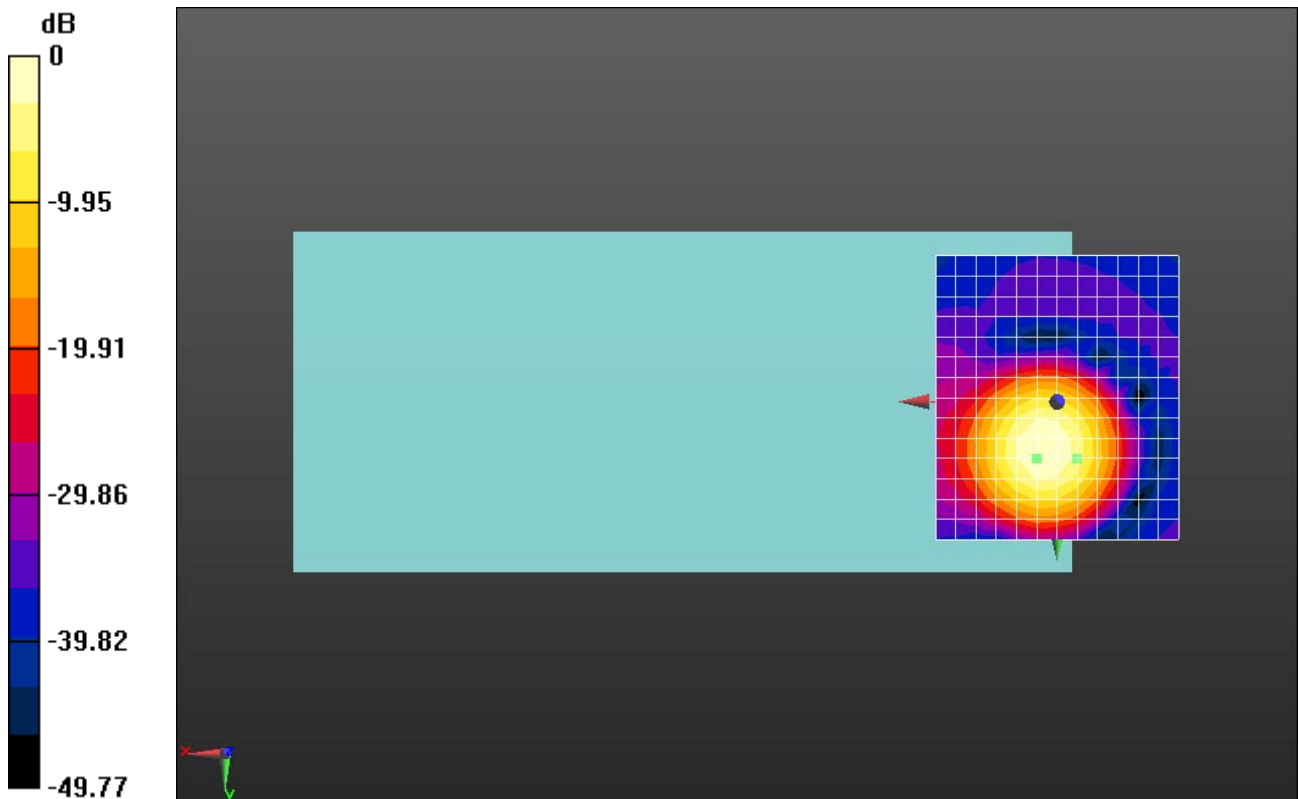
dx=10mm, dy=10mm

ABM1/ABM2 = 50.89 dB

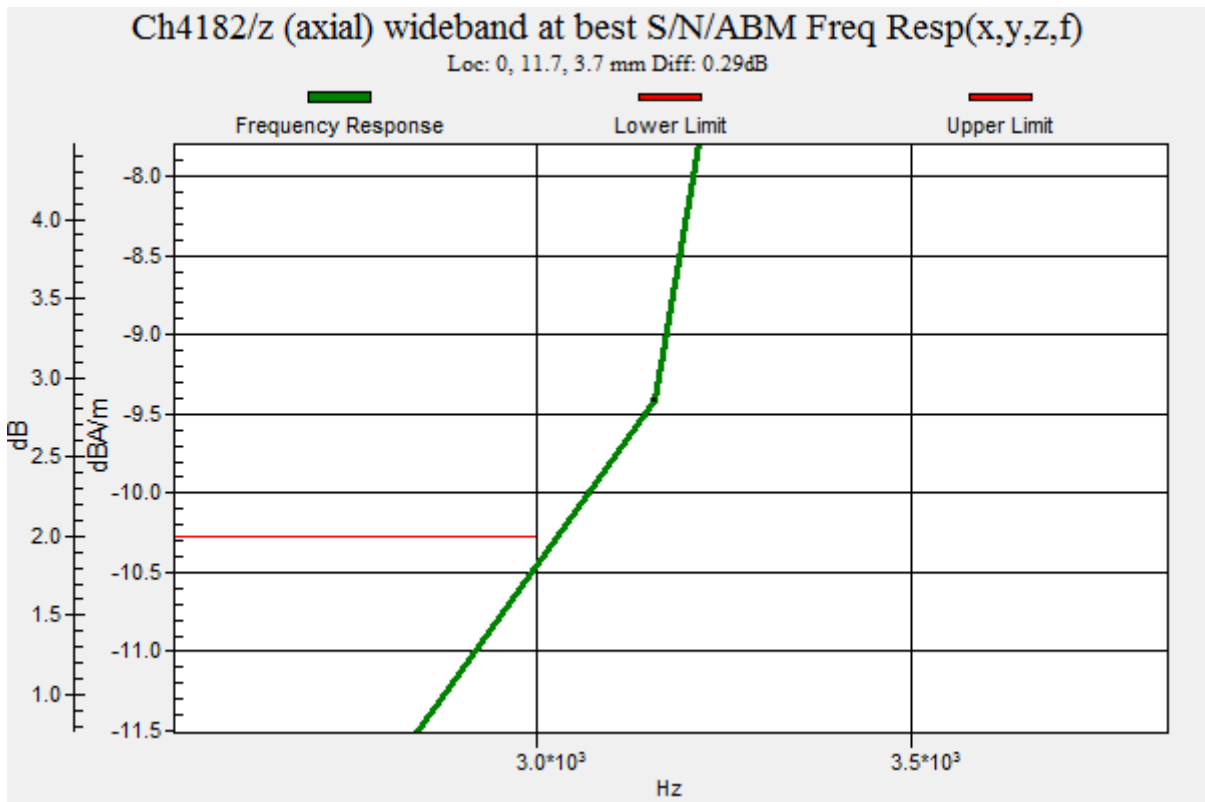
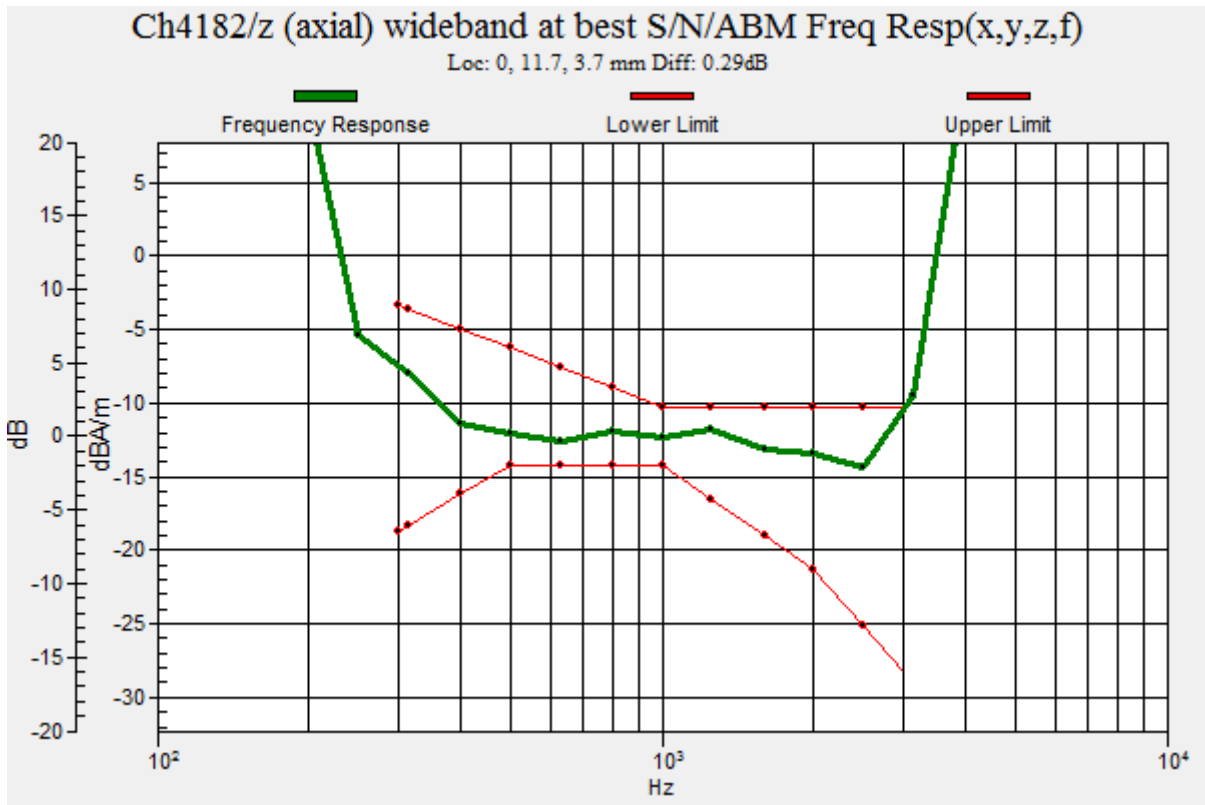
ABM1 comp = 3.41 dBA/m

BWC Factor = 0.14 dB

Location: -4.2, 11.7, 3.7 mm



0 dB = 350.3 = 50.89 dB



HAC_T-Coil_OTT VoIP_WCDMA Band V_HSPA_Ch4182_Y

Communication System: UID 10011 - CAB, UMTS-FDD (WCDMA); Frequency: 836.4 MHz; Duty Cycle: 1:1.95434

Medium: Air Medium parameters used: $\sigma = 0$ S/m, $\epsilon_r = 1$; $\rho = 0$ kg/m³

Ambient Temperature : 23.2 °C

DASY5 Configuration:

- Probe: AM1DV3 - 3128; ; Calibrated: 2022.07.19
- Sensor-Surface: 0mm (Fix Surface)
- Electronics: DAE4 Sn480; Calibrated: 2022.06.22
- Phantom: HAC Test Arch with AMCC; Type: SD HAC P01 BA;
- Measurement SW: DASY52, Version 52.8 (8); SEMCAD X Version 14.6.10 (7331)

Ch4182/y (transversal) 4.2mm 50 x 50/ABM SNR(x,y,z) (13x15x1): Measurement grid:


dx=10mm, dy=10mm

ABM1/ABM2 = 47.11 dB

ABM1 comp = -0.12 dBA/m

BWC Factor = 0.14 dB

Location: 0, 20, 3.7 mm



0 dB = 226.6 = 47.11 dB

HAC_T-Coil_VoIP_LTE Band 2_20M_QPSK_1RB_0offset_12.2Kbps_Ch18900_Z

Communication System: UID 10169 - CAB, LTE-FDD (SC-FDMA, 1 RB, 20 MHz, QPSK);
Frequency: 1880 MHz; Duty Cycle: 1:3.74111

Medium: Air Medium parameters used: $\sigma = 0$ S/m, $\epsilon_r = 1$; $\rho = 0$ kg/m³

Ambient Temperature : 23.2 °C

DASY5 Configuration:

- Probe: AM1DV3 - 3128; ; Calibrated: 2022.07.19
- Sensor-Surface: 0mm (Fix Surface)
- Electronics: DAE4 Sn480; Calibrated: 2022.06.22
- Phantom: HAC Test Arch with AMCC; Type: SD HAC P01 BA;
- Measurement SW: DASY52, Version 52.8 (8); SEMCAD X Version 14.6.10 (7331)

Ch18900/z (axial) 4.2mm 50 x 50/ABM SNR(x,y,z) (13x15x1): Measurement grid:

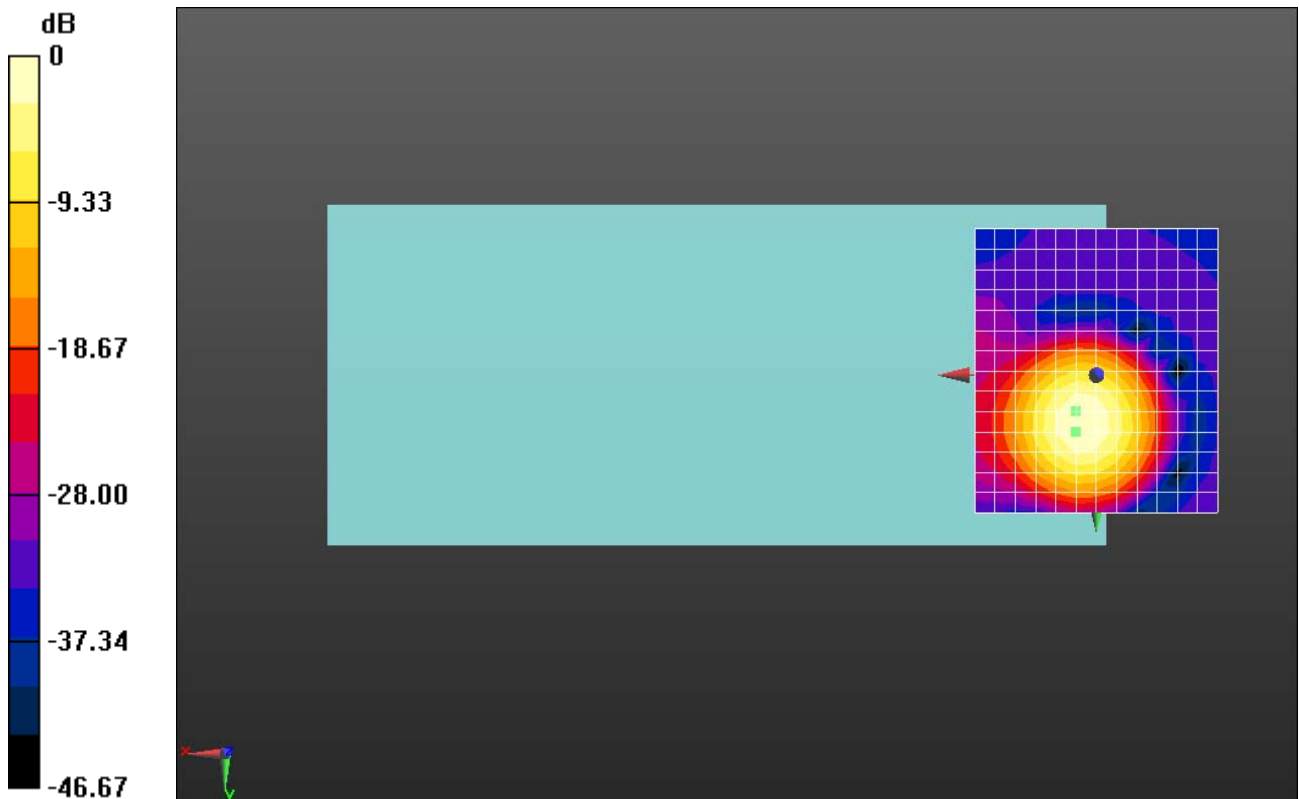
dx=10mm, dy=10mm

ABM1/ABM2 = 50.23 dB

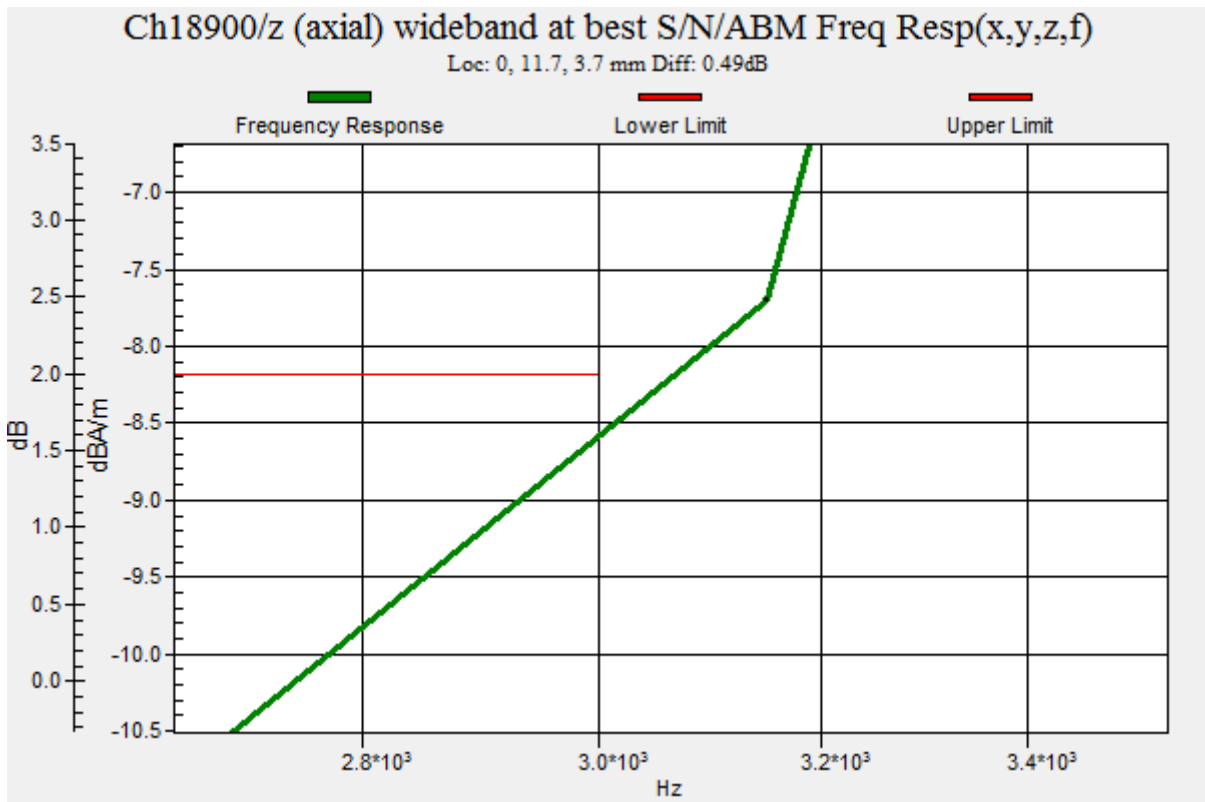
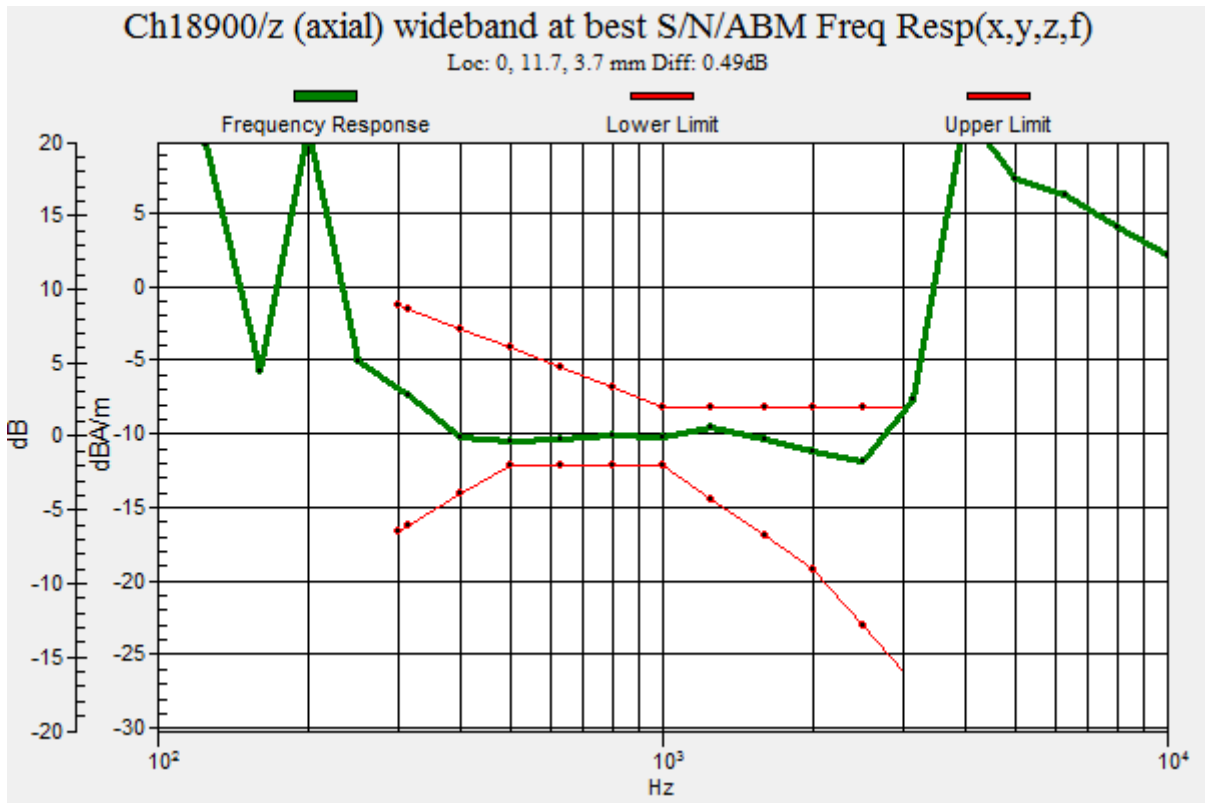
ABM1 comp = 7.44 dBA/m

BWC Factor = 0.14 dB

Location: 4.2, 7.5, 3.7 mm



0 dB = 324.8 = 50.23 dB



HAC_T-Coil_VoIP_LTE Band 2_20M_QPSK_1RB_0offset_12.2Kbps_Ch18900_Y

Communication System: UID 10169 - CAB, LTE-FDD (SC-FDMA, 1 RB, 20 MHz, QPSK);
Frequency: 1880 MHz; Duty Cycle: 1:3.74111

Medium: Air Medium parameters used: $\sigma = 0$ S/m, $\epsilon_r = 1$; $\rho = 0$ kg/m³

Ambient Temperature : 23.2 °C

DASY5 Configuration:

- Probe: AM1DV3 - 3128; ; Calibrated: 2022.07.19
- Sensor-Surface: 0mm (Fix Surface)
- Electronics: DAE4 Sn480; Calibrated: 2022.06.22
- Phantom: HAC Test Arch with AMCC; Type: SD HAC P01 BA;
- Measurement SW: DASY52, Version 52.8 (8); SEMCAD X Version 14.6.10 (7331)

Ch18900/y (transversal) 4.2mm 50 x 50/ABM SNR(x,y,z) (13x15x1): Measurement grid:

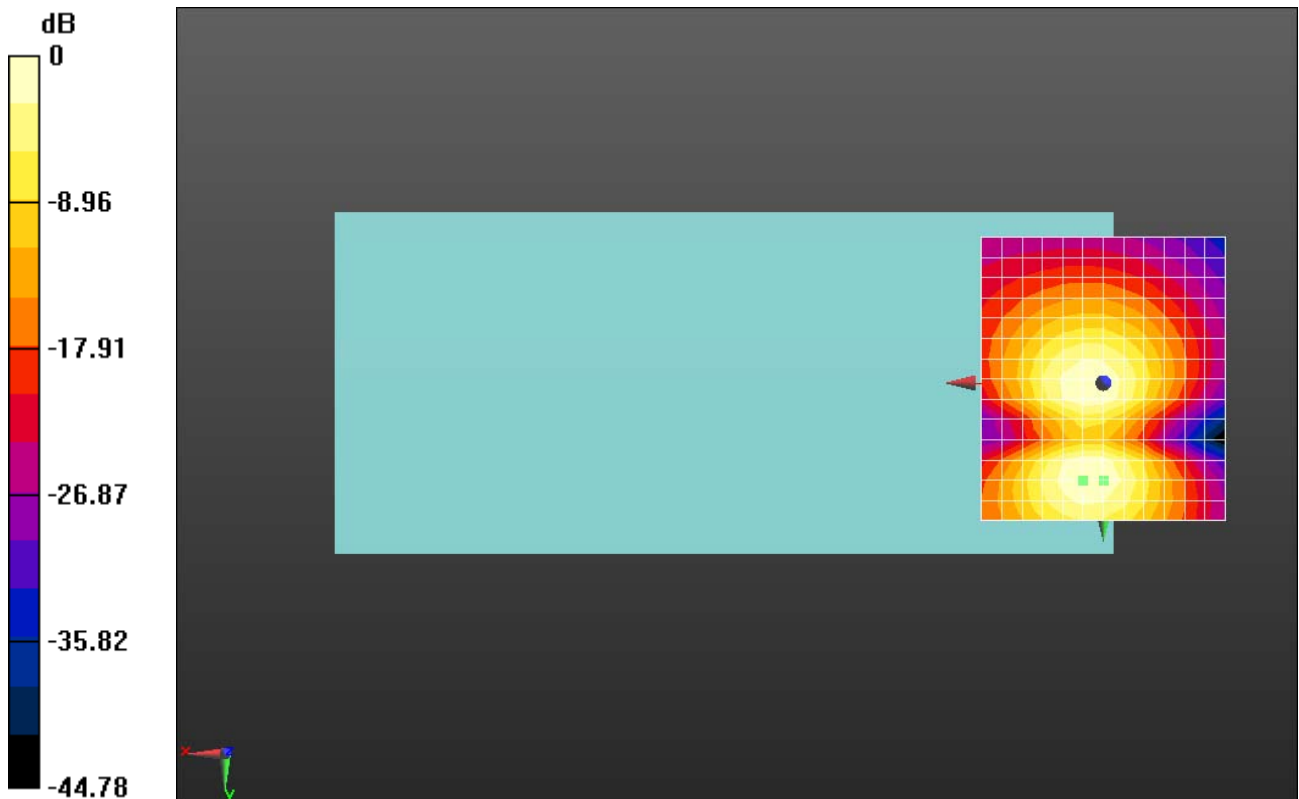
dx=10mm, dy=10mm

ABM1/ABM2 = 46.42 dB

ABM1 comp = -0.37 dBA/m

BWC Factor = 0.14 dB

Location: 0, 20, 3.7 mm



0 dB = 209.3 = 46.42 dB

HAC_T-Coil_VoIP_LTE Band 17_10M_QPSK_1RB_0offset_12.2Kbps_Ch23790_Z

Communication System: UID 10175 - CAB, LTE-FDD (SC-FDMA, 1 RB, 10 MHz, QPSK);
Frequency: 710 MHz; Duty Cycle: 1:3.7325

Medium: Air Medium parameters used: $\sigma = 0$ S/m, $\epsilon_r = 1$; $\rho = 0$ kg/m³

Ambient Temperature : 23.2 °C

DASY5 Configuration:

- Probe: AM1DV3 - 3128; ; Calibrated: 2022.07.19
- Sensor-Surface: 0mm (Fix Surface)
- Electronics: DAE4 Sn480; Calibrated: 2022.06.22
- Phantom: HAC Test Arch with AMCC; Type: SD HAC P01 BA;
- Measurement SW: DASY52, Version 52.8 (8); SEMCAD X Version 14.6.10 (7331)

Ch23790/z (axial) 4.2mm 50 x 50/ABM SNR(x,y,z) (13x15x1): Measurement grid:


dx=10mm, dy=10mm

ABM1/ABM2 = 43.13 dB

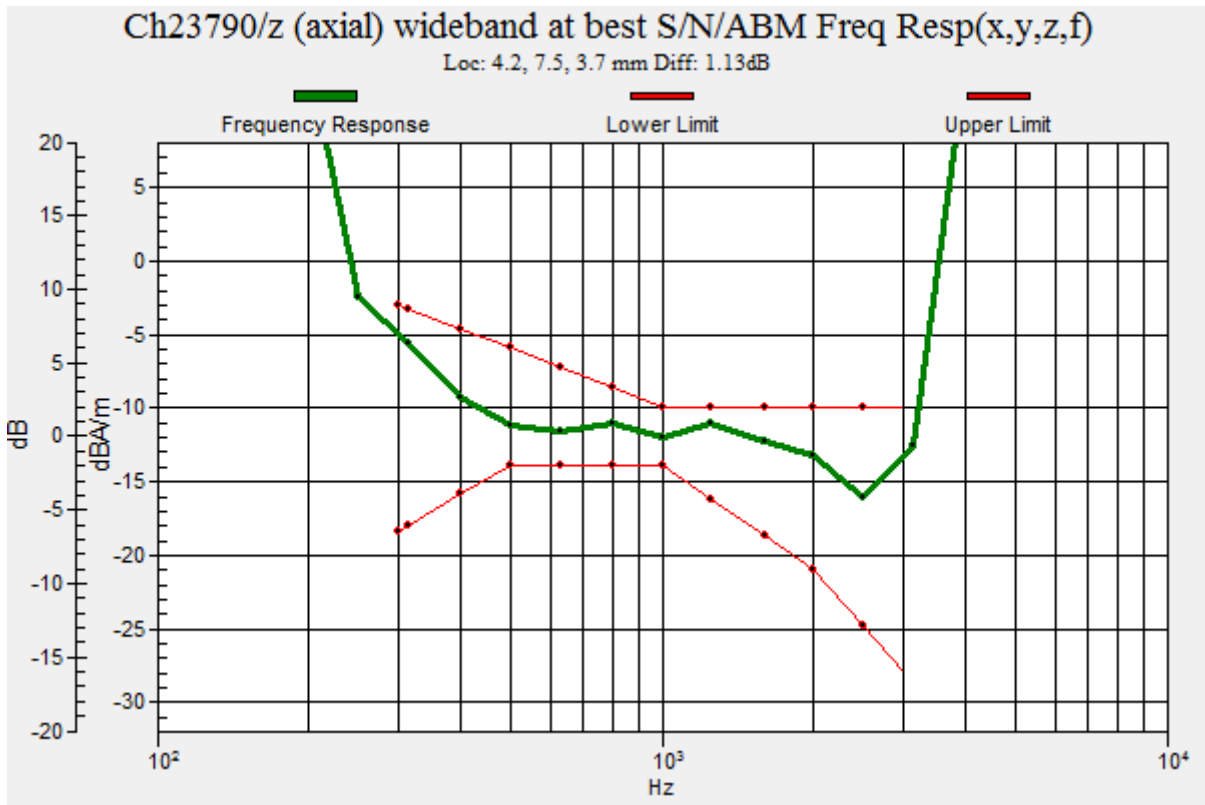
ABM1 comp = 5.77 dBA/m

BWC Factor = 0.15 dB

Location: 0, 15.8, 3.7 mm



0 dB = 143.4 = 43.13 dB



HAC_T-Coil_VoIP_LTE Band 17_10M_QPSK_1RB_0offset_12.2Kbps_Ch23790_Y

Communication System: UID 10175 - CAB, LTE-FDD (SC-FDMA, 1 RB, 10 MHz, QPSK);
Frequency: 710 MHz; Duty Cycle: 1:3.7325

Medium: Air Medium parameters used: $\sigma = 0$ S/m, $\epsilon_r = 1$; $\rho = 0$ kg/m³

Ambient Temperature : 23.2 °C

DASY5 Configuration:

- Probe: AM1DV3 - 3128; ; Calibrated: 2022.07.19
- Sensor-Surface: 0mm (Fix Surface)
- Electronics: DAE4 Sn480; Calibrated: 2022.06.22
- Phantom: HAC Test Arch with AMCC; Type: SD HAC P01 BA;
- Measurement SW: DASY52, Version 52.8 (8); SEMCAD X Version 14.6.10 (7331)

Ch23790/y (transversal) 4.2mm 50 x 50/ABM SNR(x,y,z) (13x15x1): Measurement grid:


dx=10mm, dy=10mm

ABM1/ABM2 = 41.51 dB

ABM1 comp = -3.49 dBA/m

BWC Factor = 0.15 dB

Location: -4.2, 24.2, 3.7 mm



0 dB = 119.0 = 41.51 dB

HAC_T-Coil_VoIP_LTE Band 41_20M_QPSK_1RB_0offset_12.2Kbps_Ch40620_Z

Communication System: UID 10172 - CAB, LTE-TDD (SC-FDMA, 1 RB, 20 MHz, QPSK);
Frequency: 2593 MHz; Duty Cycle: 1:8.33681

Medium: Air Medium parameters used: $\sigma = 0$ S/m, $\epsilon_r = 1$; $\rho = 0$ kg/m³

Ambient Temperature : 23.2 °C

DASY5 Configuration:

- Probe: AM1DV3 - 3128; ; Calibrated: 2022.07.19
- Sensor-Surface: 0mm (Fix Surface)
- Electronics: DAE4 Sn480; Calibrated: 2022.06.22
- Phantom: HAC Test Arch with AMCC; Type: SD HAC P01 BA;
- Measurement SW: DASY52, Version 52.8 (8); SEMCAD X Version 14.6.10 (7331)

Ch40620/z (axial) 4.2mm 50 x 50/ABM SNR(x,y,z) (13x15x1): Measurement grid:

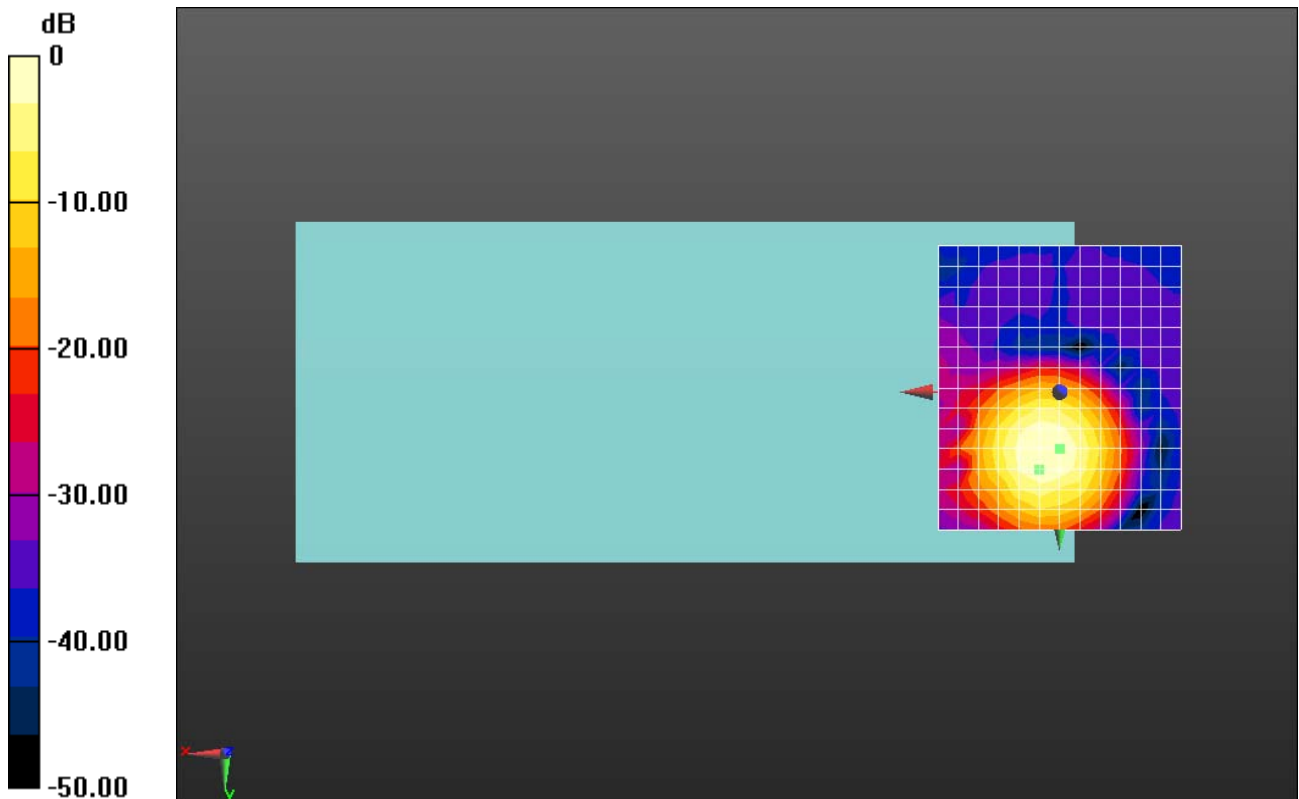
dx=10mm, dy=10mm

ABM1/ABM2 = 41.85 dB

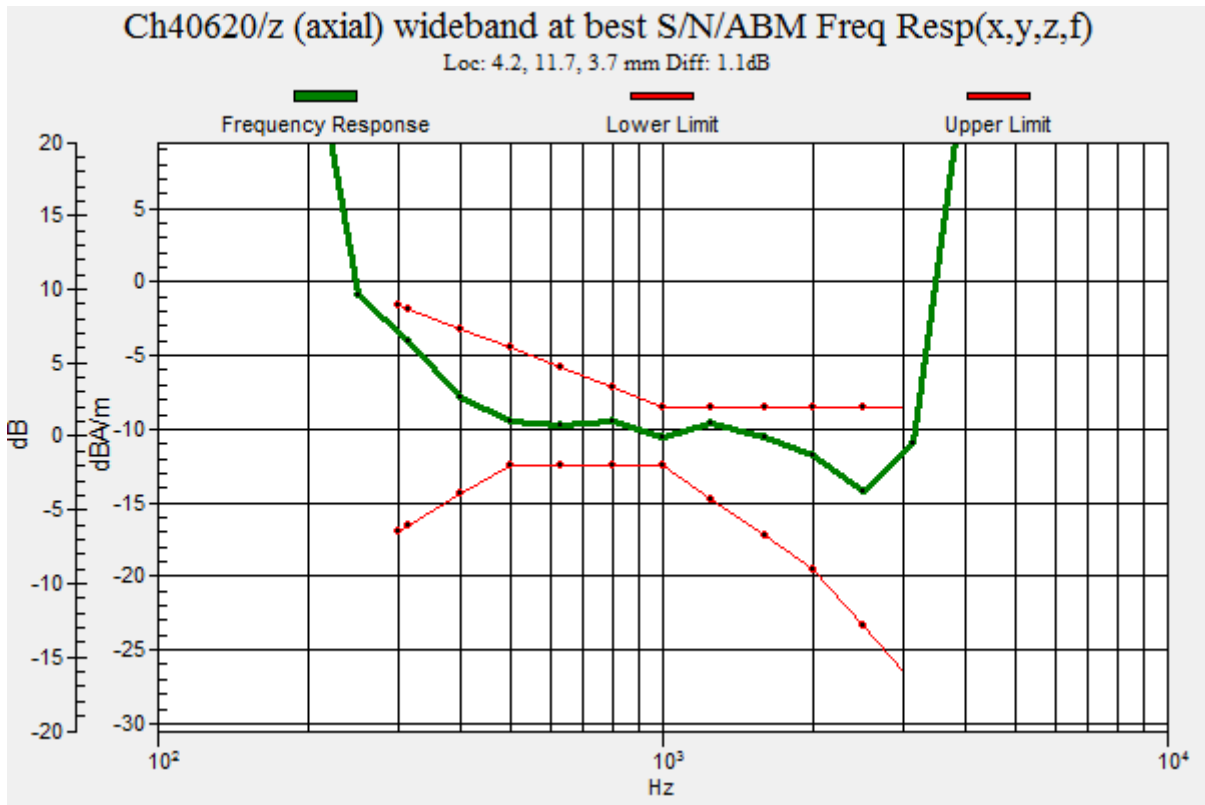
ABM1 comp = 5.76 dBA/m

BWC Factor = 0.15 dB

Location: 4.2, 15.8, 3.7 mm



0 dB = 123.8 = 41.85 dB



HAC_T-Coil_VoIP_LTE Band 41_20M_QPSK_1RB_0offset_12.2Kbps_Ch40620_Y

Communication System: UID 10172 - CAB, LTE-TDD (SC-FDMA, 1 RB, 20 MHz, QPSK);
Frequency: 2593 MHz; Duty Cycle: 1:8.33681

Medium: Air Medium parameters used: $\sigma = 0$ S/m, $\epsilon_r = 1$; $\rho = 0$ kg/m³

Ambient Temperature : 23.2 °C

DASY5 Configuration:

- Probe: AM1DV3 - 3128; ; Calibrated: 2022.07.19
- Sensor-Surface: 0mm (Fix Surface)
- Electronics: DAE4 Sn480; Calibrated: 2022.06.22
- Phantom: HAC Test Arch with AMCC; Type: SD HAC P01 BA;
- Measurement SW: DASY52, Version 52.8 (8); SEMCAD X Version 14.6.10 (7331)

Ch40620/y (transversal) 4.2mm 50 x 50/ABM SNR(x,y,z) (13x15x1): Measurement grid:


dx=10mm, dy=10mm

ABM1/ABM2 = 41.38 dB

ABM1 comp = -6.83 dBA/m

BWC Factor = 0.15 dB

Location: -4.2, -5, 3.7 mm



0 dB = 117.2 = 41.38 dB

HAC_T-Coil_VoIP_VoWiFi 5.3GHz_802.11a 6Mbps_AMR 12.2Kbps_Ch60_Z

Communication System: UID 10317 - AAA, IEEE 802.11a WiFi 5 GHz (OFDM, 6 Mbps, 96pc duty cycle); Frequency: 5300 MHz; Duty Cycle: 1:6.85488

Medium: Air Medium parameters used: $\sigma = 0$ S/m, $\epsilon_r = 1$; $\rho = 0$ kg/m³

Ambient Temperature : 23.2 °C

DASY5 Configuration:

- Probe: AM1DV3 - 3128; ; Calibrated: 2022.07.19
- Sensor-Surface: 0mm (Fix Surface)
- Electronics: DAE4 Sn480; Calibrated: 2022.06.22
- Phantom: HAC Test Arch with AMCC; Type: SD HAC P01 BA;
- Measurement SW: DASY52, Version 52.8 (8); SEMCAD X Version 14.6.10 (7331)

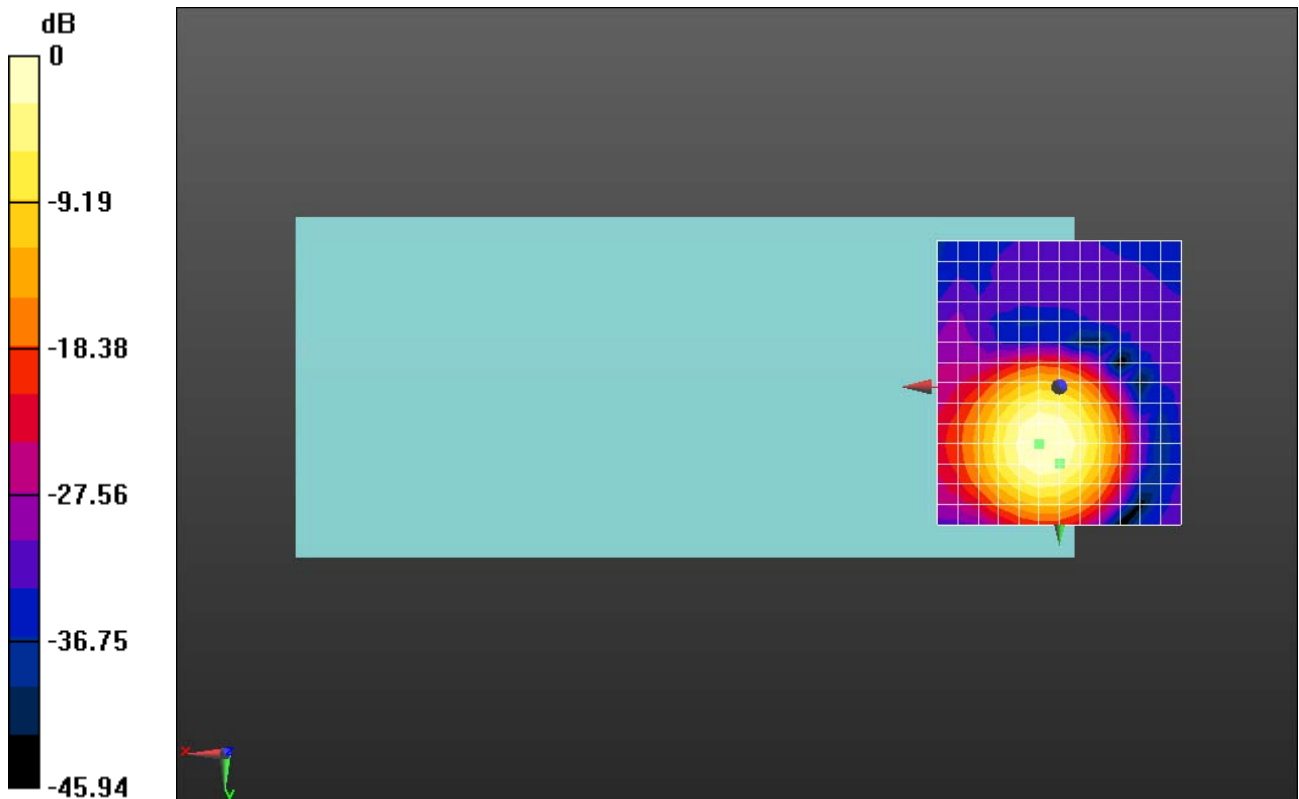
Ch60/z (axial) 4.2mm 50 x 50/ABM SNR(x,y,z) (13x15x1): Measurement grid: dx=10mm, dy=10mm

ABM1/ABM2 = 43.21 dB

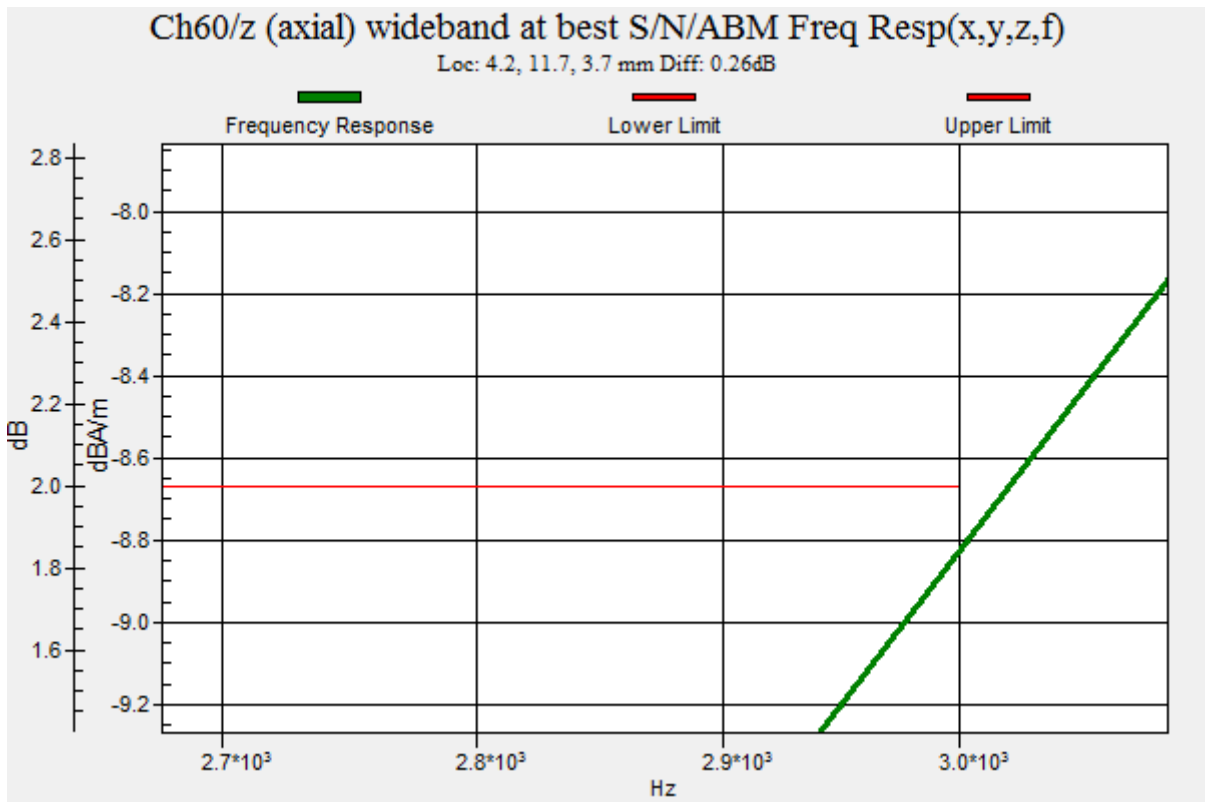
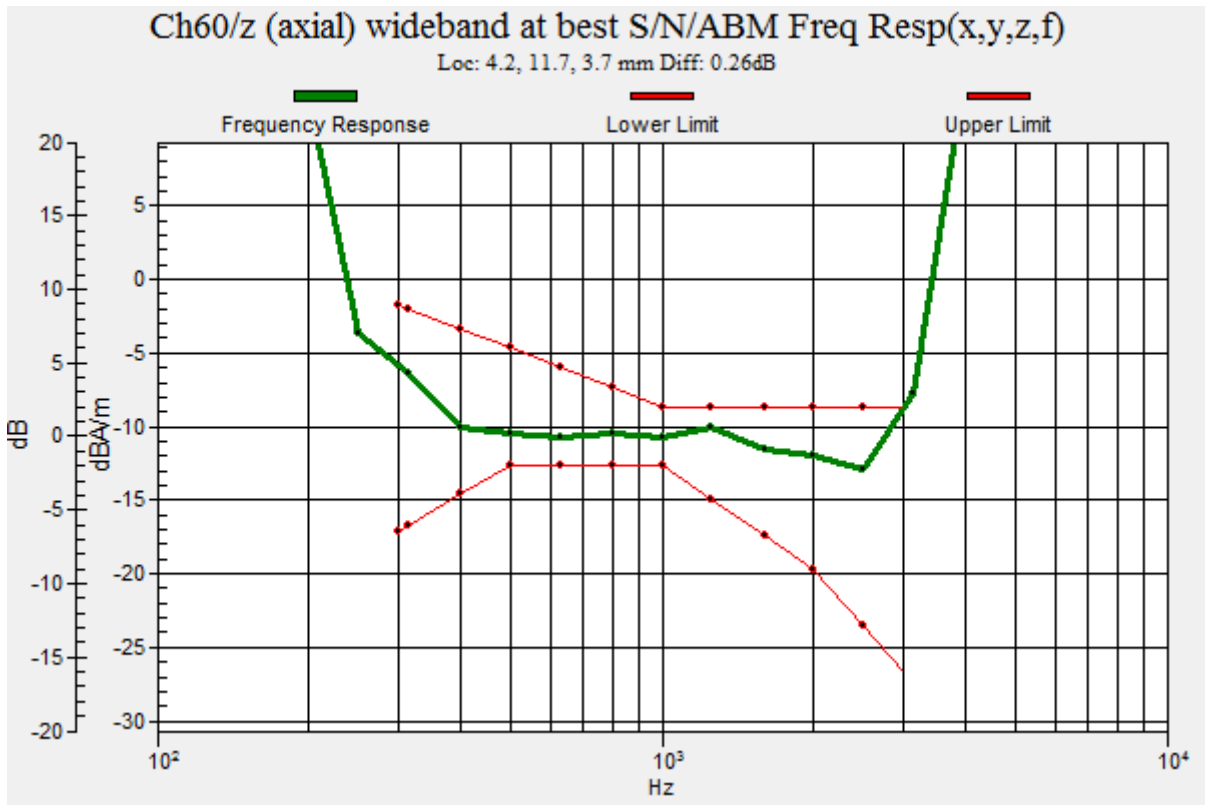
ABM1 comp = 5.32 dBA/m

BWC Factor = 0.15 dB

Location: 0, 15.8, 3.7 mm



0 dB = 144.6 = 43.20 dB



HAC_T-Coil_VoIP_VoWiFi 5.3GHz_802.11a 6Mbps_AMR 12.2Kbps_Ch60_Y

Communication System: UID 10317 - AAA, IEEE 802.11a WiFi 5 GHz (OFDM, 6 Mbps, 96pc duty cycle); Frequency: 5300 MHz; Duty Cycle: 1:6.85488

Medium: Air Medium parameters used: $\sigma = 0$ S/m, $\epsilon_r = 1$; $\rho = 0$ kg/m³

Ambient Temperature : 23.2 °C

DASY5 Configuration:

- Probe: AM1DV3 - 3128; ; Calibrated: 2022.07.19
- Sensor-Surface: 0mm (Fix Surface)
- Electronics: DAE4 Sn480; Calibrated: 2022.06.22
- Phantom: HAC Test Arch with AMCC; Type: SD HAC P01 BA;
- Measurement SW: DASY52, Version 52.8 (8); SEMCAD X Version 14.6.10 (7331)

Ch60/y (transversal) 4.2mm 50 x 50/ABM SNR(x,y,z) (13x15x1): Measurement grid:

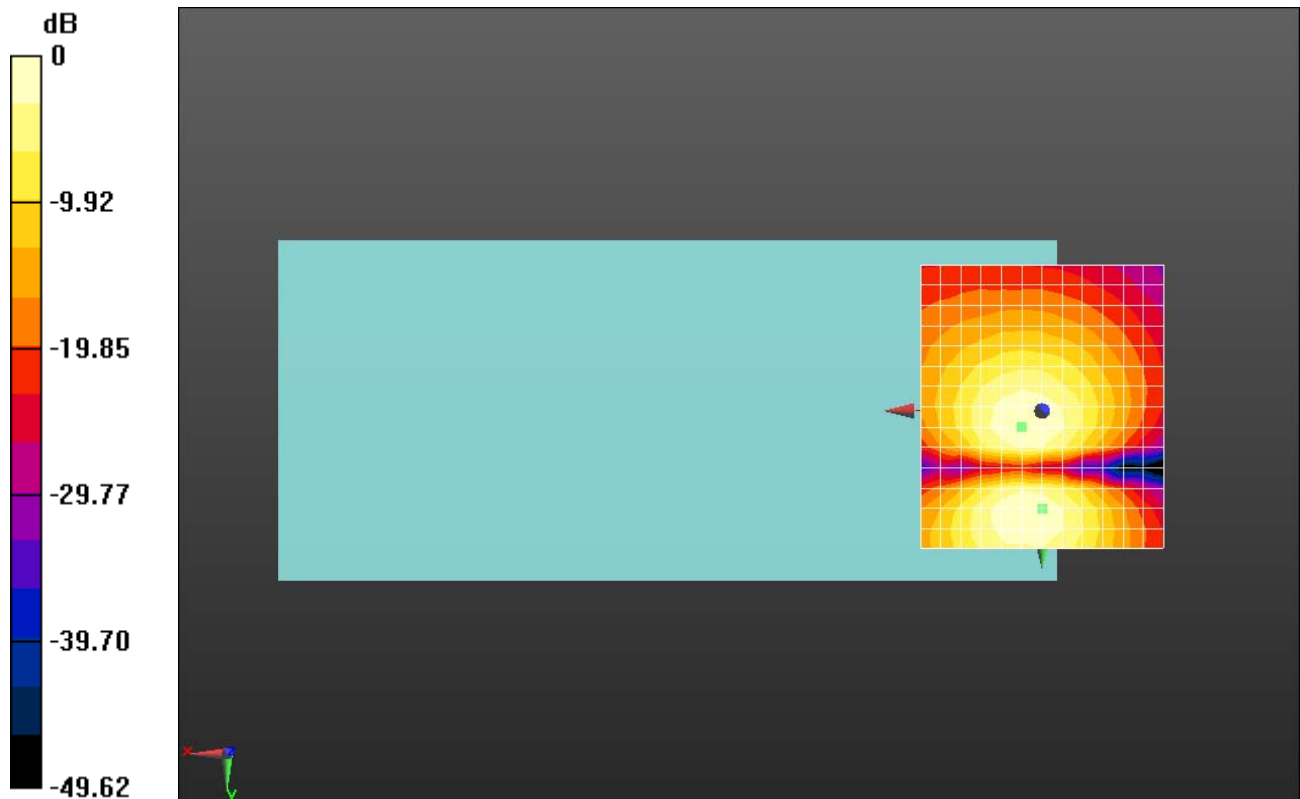
dx=10mm, dy=10mm

ABM1/ABM2 = 40.58 dB

ABM1 comp = -1.04 dBA/m

BWC Factor = 0.15 dB

Location: 0, 20, 3.7 mm



0 dB = 106.9 = 40.58 dB