

Version

Version No.	Date	Description
V1.0	July 8, 2020	Original

Shenzhen UnionTrust Quality and Technology Co., Ltd.

Address: 16/F, Block A, Building 6, Baoneng Science and Technology Park, Qingxiang Road No.1, Longhua New District, Shenzhen, China
Tel: +86-755-28230888 Fax: +86-755-28230886 E-mail: info@uttlab.com [Http://www.uttlab.com](http://www.uttlab.com)
UTTR-SAR-IEEE Std 1528-2013-V1.0

Contents

	Page
1 GENERAL INFORMATION	5
1.1 STATEMENT OF COMPLIANCE.....	5
1.2 EUT DESCRIPTION.....	6
1.2.1 General Description.....	6
1.2.2 Wireless Technologies.....	7
1.2.3 List of Accessory.....	7
1.3 MAXIMUM CONDUCTED POWER	8
1.4 OTHER INFORMATION.....	10
1.5 TESTING LOCATION	10
1.6 TEST FACILITY	10
1.7 GUIDANCE STANDARD	11
2 SPECIFIC ABSORPTION RATE (SAR).....	12
2.1 INTRODUCTION	12
2.2 SAR DEFINITION.....	12
2.3 SAR LIMITS	12
3 SAR MEASUREMENT SYSTEM	13
3.1 SPEAG DASY SYSTEM	13
3.1.1 Robot	13
3.1.2 Probe	14
3.1.3 Data Acquisition Electronics (DAE)	14
3.1.4 Phantom	15
3.1.5 Device Holder	16
3.1.6 System Validation Dipoles	16
3.2 SAR SCAN PROCEDURE.....	17
3.2.1 SAR Reference Measurement (drift)	17
3.2.2 Area Scan	17
3.2.3 Zoom Scan	17
3.2.4 SAR Drift Measurement.....	18
3.3 TEST EQUIPMENT	19
3.4 MEASUREMENT UNCERTAINTY.....	20
3.5 TISSUE DIELECTRIC PARAMETER MEASUREMENT & SYSTEM VERIFICATION	21
3.5.1 Tissue Simulating Liquids.....	21
3.5.2 System Check Description	23
3.5.3 Tissue Verification.....	24
3.5.4 System Verification	24
4 SAR MEASUREMENT EVALUATION.....	25
4.1 EUT CONFIGURATION AND SETTING.....	25
4.1.1 GSM Configuration and Testing.....	25
4.1.2 WCDMA Configuration and Testing.....	25
4.1.3 LTE Configuration and Testing	27
4.1.4 WLAN Configuration and Testing	29
4.2 EUT TESTING POSITION.....	31
4.2.1 Body Exposure Conditions	31
4.3 MEASURED CONDUCTED POWER RESULT	32
4.3.1 Conducted Power of GSM Band	32
4.3.2 Conducted Power of WCDMA Band.....	33
4.3.3 Conducted Power of LTE Band	34
4.3.4 Conducted Power of WLAN	66
4.3.5 Conducted Power of BT	68
4.4 SAR TEST EXCLUSION EVALUATIONS	69

Shenzhen UnionTrust Quality and Technology Co., Ltd.

- 4.4.1 Standalone SAR Test Exclusion Considerations 69
- 4.4.2 Estimated SAR Calculation 70
- 4.5 SAR TESTING RESULTS 71**
 - 4.5.1 SAR Test Reduction Considerations 71
 - 4.5.2 SAR Results for Body Exposure Condition 73
- 4.6 SAR MEASUREMENT VARIABILITY 78**
 - 4.6.1 Repeated Measurement 78
- 4.7 SIMULTANEOUS MULTI-BAND TRANSMISSION EVALUATION 79**
 - 4.7.1 Simultaneous Transmission SAR Test Exclusion Considerations 79
 - 4.7.2 Simultaneous Transmission Possibilities 80
 - 4.7.3 Max. Standalone SAR 81
 - 4.7.4 Sum of SAR 82

- Appendix A. SAR Plots of System Verification**
- Appendix B. SAR Plots of SAR Measurement**
- Appendix C. Calibration Certificate for Probe and Dipole**
- Appendix D. Photographs of EUT and Setup**

1 General Information


1.1 Statement of Compliance

The maximum results of Specific Absorption Rate (SAR) found during testing for the EUT are as follows:

Equipment Class	Mode	Highest Reported Body SAR _{1g} (1.1 cm Gap) (W/kg)	Highest Reported Body SAR _{1g} (0 cm Gap) (W/kg)
PCE	GSM850	0.468	0.467
	GSM1900	0.677	0.399
	WCDMA II	0.780	1.014
	WCDMA IV	0.983	0.773
	WCDMA V	0.213	1.153
	LTE 2	NA	NA
	LTE 4	NA	NA
	LTE 5	NA	NA
	LTE 7	1.200	0.705
	LTE 12	0.169	0.403
	LTE 14	0.243	0.521
	LTE 17	NA	NA
	LTE 25	1.164	1.331
	LTE 26	0.295	0.495
	LTE 30	1.026	0.507
	LTE 41	0.645	0.459
	LTE 66	0.633	0.721
LTE 71	0.173	0.450	
DTS	2.4G WLAN	NA	0.215
NII	5.2G WLAN	NA	0.157
	5.3G WLAN	NA	NA
	5.6G WLAN	NA	0.194
	5.8G WLAN	NA	0.205
DSS	Bluetooth	N/A	N/A
DXX	NFC	N/A	N/A
Highest Simultaneous Transmission SAR		1.54	

1.2 EUT Description

1.2.1 General Description

Product Name	Tablet
Trade mark	
Model No.(EUT)	C10
Add. Model No.:	N/A
FCC ID	2AUOUC10
HW Version	O1E1PT_V1_20190814
SW Version	C10(001)_20200706
Tx Frequency Bands (Unit: MHz)	<p>GSM850: 824.2 ~ 848.8 GSM1900: 1850.2 ~ 1909.8 WCDMA Band II: 1852.4 ~ 1907.6 WCDMA Band IV: 1712.4 ~ 1752.6 WCDMA Band V: 826.4 ~ 846.6 LTE Band 2: 1850.7 ~ 1909.3 (1.4M), 1851.5 ~ 1908.5 (3M), 1852.5 ~ 1907.5 (5M), 1855 ~ 1905 (10M), 1857.5 ~ 1902.5 (15M), 1860 ~ 1900 (20M) LTE Band 4: 1710.7 ~ 1754.3 (1.4M), 1711.5 ~ 1753.5 (3M), 1712.5 ~ 1752.5 (5M), 1715 ~ 1750 (10M), 1717.5 ~ 1747.5 (15M), 1720 ~ 1745 (20M) LTE Band 5: 824.7 ~ 848.3 (1.4M), 825.5 ~ 847.5 (3M), 826.5 ~ 846.5 (5M), 829 ~ 844 (10M) LTE Band 7: 2502.5 ~ 2567.5 (5M), 2505 ~ 2565 (10M), 2507.5 ~ 2562.5 (15M), 2510 ~ 2560 (20M) LTE Band 12: 699.7 ~ 715.3 (1.4M), 700.5 ~ 714.5 (3M), 701.5 ~ 713.5 (5M), 704 ~ 711 (10M) LTE Band 14: 790.5 ~ 795.5 (5M), 793 (10M) LTE Band 17: 706.5 ~ 713.5 (5M), 709 ~ 711 (10M) LTE Band 25: 1850.7 ~ 1914.3 (1.4M), 1851.5 ~ 1913.5 (3M), 1852.5 ~ 1912.5 (5M), 1855 ~ 1910 (10M), 1857.5 ~ 1907.5 (15M), 1860 ~ 1905 (20M) LTE Band 26: 814.7 ~ 848.3 (1.4M), 815.5 ~ 847.5 (3M), 816.5 ~ 846.5 (5M), 819 ~ 844 (10M), 821.5 ~ 841.5 (15M) LTE Band 30: 2307.5 ~ 2312.5 (5M), 2310 (10M) LTE Band 41: 2498.5 ~ 2687.5 (5M), 2501 ~ 2685 (10M), 2503.5 ~ 2682.5 (15M), 2506 ~ 2680 (20M) LTE Band 66: 1710.7 ~ 1779.3 (1.4M), 1711.5 ~ 1778.5 (3M), 1712.5 ~ 1777.5 (5M), 1715 ~ 1775 (10M), 1717.5 ~ 1772.5 (15M), 1720 ~ 1770 (20M) LTE Band 71: 665.5 ~ 695.5 (5M), 668 ~ 693 (10M), 670.5 ~ 690.5 (15M), 673 ~ 688 (20M) WLAN:2412 ~ 2462, 5180 ~ 5240, 5260 ~ 5320, 5500 ~ 5700,5745 ~ 5825 Bluetooth: 2402 ~ 2480 NFC: 13.56</p>
	<p>Note: According to 201504 FCC TCB workshop RF exposure slides, for overlapping bands, only larger band was tested.</p> <ol style="list-style-type: none"> 1. The maximum output power, including tolerance, for the smaller band is = the larger band to qualify for the SAR test exclusion. 2. The channel bandwidth and other operating parameters for the smaller band is fully supported by the larger band. 3. Band 25 (1850 – 1915 MHz) SAR can support band 2 (1850 – 1910 MHz). 4. Band 66 (1710 – 1780 MHz) SAR can support band 4 (1710 – 1755 MHz). 5. Band 26 (814 – 849 MHz) SAR can support band 5 (824 – 849 MHz). 6. Band 12 (699 – 716 MHz) SAR can support band 17 (704 – 716 MHz).
Device Class	B
Antenna Type	FPCB Antenna
EUT Stage	Identical Prototype

Shenzhen UnionTrust Quality and Technology Co., Ltd.

1.2.2 Wireless Technologies

GSM	Voice GPRS (Multi-Slot Class:12-4UP) EDGE (Multi-Slot Class:12-4UP)
WCDMA	RMC HSDPA HSUPA
LTE	QPSK 16QAM
2.4G WLAN	802.11b 802.11g 802.11n (HT20/HT40)
5G WLAN	802.11a 802.11n (HT20/HT40)
Bluetooth	BR+EDR LE
Others	NFC
Power Reduction	Hotspot P-Sensor
Dynamic Antenna	Not Support
Wireless Router (Hotspot)	2.4G WLAN:Support 5.2G WLAN:Support 5.3G WLAN:Not Support 5.6G WLAN:Not Support 5.8G WLAN:Support
VOIP	Support Note: Since this device supports VOIP capability through 3rd party apps software, we have evaluated data mode for body SAR.
Dual SIM	SIM 1:GSM+ WCDMA+ LTE SIM 2:GSM+ WCDMA+ LTE Note : This device support dual SIM but they share the same antenna. Since these two SIM are used for subscriber identification only and it is not related to RF identity, only SIM1 was used for SAR testing.

1.2.3 List of Accessory

Battery	Model Name	BPC10
	Power Rating	3.8Vdc, 7500mAh
	Type	Li-ion
Cable	Description	USB Type-C Plug Cable
	Signal Line Type	1 meter non-shielded cable without ferrite core
Adapter	Model Name	TPA-10120150UU
	Input	100-240 V~50/60 Hz 0.6A Max
	Output:	3.6-6.0V \approx 3.0A 18.0W/6.0-9.0V \approx 2.0A 18.0W /9.0-12.0V \approx 1.5A

1.3 Maximum Conducted Power

The maximum conducted average power (Unit: dBm) including tune-up tolerance is shown as below.

Mode	GSM850	GSM1900
GSM (GMSK, 1Tx-slot)	33.0	30.0
GPRS (GMSK, 1Tx-slot)	33.0	30.0
GPRS (GMSK, 2Tx-slot)	32.5	29.0
GPRS (GMSK, 3Tx-slot)	30.5	27.0
GPRS (GMSK, 4Tx-slot)	29.5	26.0
EDGE (8PSK, 1Tx-slot)	27.0	26.5
EDGE (8PSK, 2Tx-slot)	26.0	26.0
EDGE (8PSK, 3Tx-slot)	24.0	24.0
EDGE (8PSK, 4Tx-slot)	22.5	23.0

Mode	WCDMA Band II	WCDMA Band IV	WCDMA Band V
RMC 12.2K	24.0	23.5	24.0
HSDPA Subtest-1	23.0	22.5	23.0
HSDPA Subtest-2	23.0	22.5	23.0
HSDPA Subtest-3	22.5	22.0	22.5
HSDPA Subtest-4	22.5	22.0	22.5
HSUPA Subtest-1	21.0	20.5	21.0
HSUPA Subtest-2	21.0	20.5	21.0
HSUPA Subtest-3	22.0	21.5	22.0
HSUPA Subtest-4	20.5	20.0	20.5
HSUPA Subtest-5	22.5	22.0	22.5

Band	Mode	Maximum Conducted Power (Unit: dBm)
LTE 2	QPSK / 16QAM	24.5
LTE 4	QPSK / 16QAM	22.5
LTE 5	QPSK / 16QAM	24.5
LTE 7	QPSK / 16QAM	23.0
LTE 12	QPSK / 16QAM	24.5
LTE 14	QPSK / 16QAM	25.0
LTE 17	QPSK / 16QAM	25.0
LTE 25	QPSK / 16QAM	25.0
LTE 26	QPSK / 16QAM	24.5
LTE 30	QPSK / 16QAM	22.5
LTE 41	QPSK / 16QAM	23.5
LTE 66	QPSK / 16QAM	22.5
LTE 71	QPSK / 16QAM	24.5

Mode	2.4G WLAN
802.11b	11.0
802.11g	10.0
802.11n HT20	9.0
802.11n HT40	9.0

Mode	5.2G WLAN	5.3G WLAN	5.6G WLAN	5.8G WLAN
802.11a	11.0	11.0	10.5	9.5
802.11n HT20	10.5	10.0	9.0	7.5
802.11n HT40	9.0	9.0	7.5	6.0

Shenzhen UnionTrust Quality and Technology Co., Ltd.

Mode	2.4G Bluetooth	
BR + EDR	GFSK	5.0
	$\pi/4$ -DQPSK	3.0
	8-DPSK	3.0
LE	GFSK	0

Power Reduction

Mode	GSM850	GSM1900
GSM (GMSK, 1Tx-slot)	24.5	20.0
GPRS (GMSK, 1Tx-slot)	24.5	20.0
GPRS (GMSK, 2Tx-slot)	23.5	19.5
GPRS (GMSK, 3Tx-slot)	22.5	18.5
GPRS (GMSK, 4Tx-slot)	21.5	17.5
EDGE (8PSK, 1Tx-slot)	18.5	17.5
EDGE (8PSK, 2Tx-slot)	16.5	16.5
EDGE (8PSK, 3Tx-slot)	16.0	15.5
EDGE (8PSK, 4Tx-slot)	14.5	14.0

Mode	WCDMA Band II	WCDMA Band IV	WCDMA Band V
RMC 12.2K	16.0	14.5	20.0
HSDPA Subtest-1	15.5	13.5	19.0
HSDPA Subtest-2	15.5	13.5	19.0
HSDPA Subtest-3	15.0	13.0	18.5
HSDPA Subtest-4	14.5	13.0	18.5
HSUPA Subtest-1	13.5	11.5	17.0
HSUPA Subtest-2	13.5	11.5	17.0
HSUPA Subtest-3	14.5	12.5	18.0
HSUPA Subtest-4	13.0	11.0	16.5
HSUPA Subtest-5	15.0	13.0	18.5

Band	Mode	Maximum Conducted Power (Unit: dBm)
LTE 2	QPSK / 16QAM	16.5
LTE 4	QPSK / 16QAM	14.5
LTE 5	QPSK / 16QAM	16.5
LTE 7	QPSK / 16QAM	12.0
LTE 12	QPSK / 16QAM	17.0
LTE 14	QPSK / 16QAM	17.0
LTE 17	QPSK / 16QAM	16.5
LTE 25	QPSK / 16QAM	17.5
LTE 26	QPSK / 16QAM	16.5
LTE 30	QPSK / 16QAM	12.0
LTE 41	QPSK / 16QAM	13.5
LTE 66	QPSK / 16QAM	14.0
LTE 71	QPSK / 16QAM	17.0

Shenzhen UnionTrust Quality and Technology Co., Ltd.

1.4 Other Information

Sample Received Date:	April 5, 2020
Sample tested Date:	May 25, 2020 to June 30, 2020

1.5 Testing Location

Shenzhen UnionTrust Quality and Technology Co., Ltd.	
Address: Address: 16/F, Block A, Building 6, Baoneng Science and Technology Park, Qingxiang Road No.1, Longhua New District, Shenzhen, China	
Telephone: +86-755-28230888	Fax: +86-755-28230886
Mail: info@uttlab.com	Website: Http://www.uttlab.com

1.6 Test Facility

The test facility is recognized, certified, or accredited by the following organizations:

CNAS-Lab Code: L9069

The measuring equipment utilized to perform the tests documented in this report has been calibrated once a year or in accordance with the manufacturer's recommendations, and is traceable under the ISO/IEC/EN 17025 to international or national standards. Equipment has been calibrated by accredited calibration laboratories.

FCC Accredited Lab.

Designation Number: CN1194

Test Firm Registration Number: 259480

A2LA-Lab Certificate No.: 4312.01

Shenzhen UnionTrust Quality and Technology Co., Ltd. has been accredited by A2LA for technical competence in the field of electrical testing, and proved to be in compliance with ISO/IEC 17025: 2005 General Requirements for the Competence of Testing and Calibration Laboratories and any additional program requirements in the identified field of testing.

ISED Wireless Device Testing Laboratories

CAB identifier: CN0032

Shenzhen UnionTrust Quality and Technology Co., Ltd.

1.7 Guidance Standard

The tests documented in this report were performed in accordance with FCC 47 CFR Part 2§2.1093, IEEE Std1528-2013, ANSI/IEEE C95.1-1992, the following FCC Published RF exposure KDB procedures:

KDB 865664 D01 v01r04

KDB 865664 D02 v01r02

KDB 248227 D01 v02r02

KDB 447498 D01 v06

KDB 616217 D04 v01r02

KDB 941225 D01 v03r01

KDB 941225 D05 v02r05

KDB 941225 D06 v02r01

2 Specific Absorption Rate (SAR)

2.1 Introduction

SAR is related to the rate at which energy is absorbed per unit mass in an object exposed to a radio field. The SAR distribution in a biological body is complicated and is usually carried out by experimental techniques or numerical modeling, by appropriate techniques, to produce specific absorption rates (SARs) as averaged over the whole-body, any 1 g or any 10 g of tissue (defined as a tissue volume in the shape of a cube). All SAR values are to be averaged over any six-minute period. When portable device was used within 20 cm of the user's body, SAR evaluation of the device will be required. The SAR limit in chapter 2.3.

2.2 SAR Definition

The SAR definition is the time derivative (rate) of the incremental energy (dW) absorbed by (dissipated in) an incremental mass (dm) contained in a volume element (dv) of a given density (ρ). The equation description is as below:

$$SAR = \frac{d}{dt} \left(\frac{dW}{dm} \right) = \frac{d}{dt} \left(\frac{dW}{\rho dv} \right)$$

SAR is expressed in units of Watts per kilogram (W/kg)

SAR measurement can be related to the electrical field in the tissue by

$$SAR = \frac{\sigma |E|^2}{\rho}$$

Where: σ is the conductivity of the tissue, ρ is the mass density of the tissue and E is the RMS electrical field strength.

2.3 SAR Limits

(A) Limits for Occupational/Controlled Exposure (W/kg)

Whole-Body	Partial-Body	Hands, Wrists, Feet and Ankles
0.4	8.0	20.0

(B) Limits for General Population/Uncontrolled Exposure (W/kg)

Whole-Body	Partial-Body	Hands, Wrists, Feet and Ankles
0.08	1.6	4.0

Note:

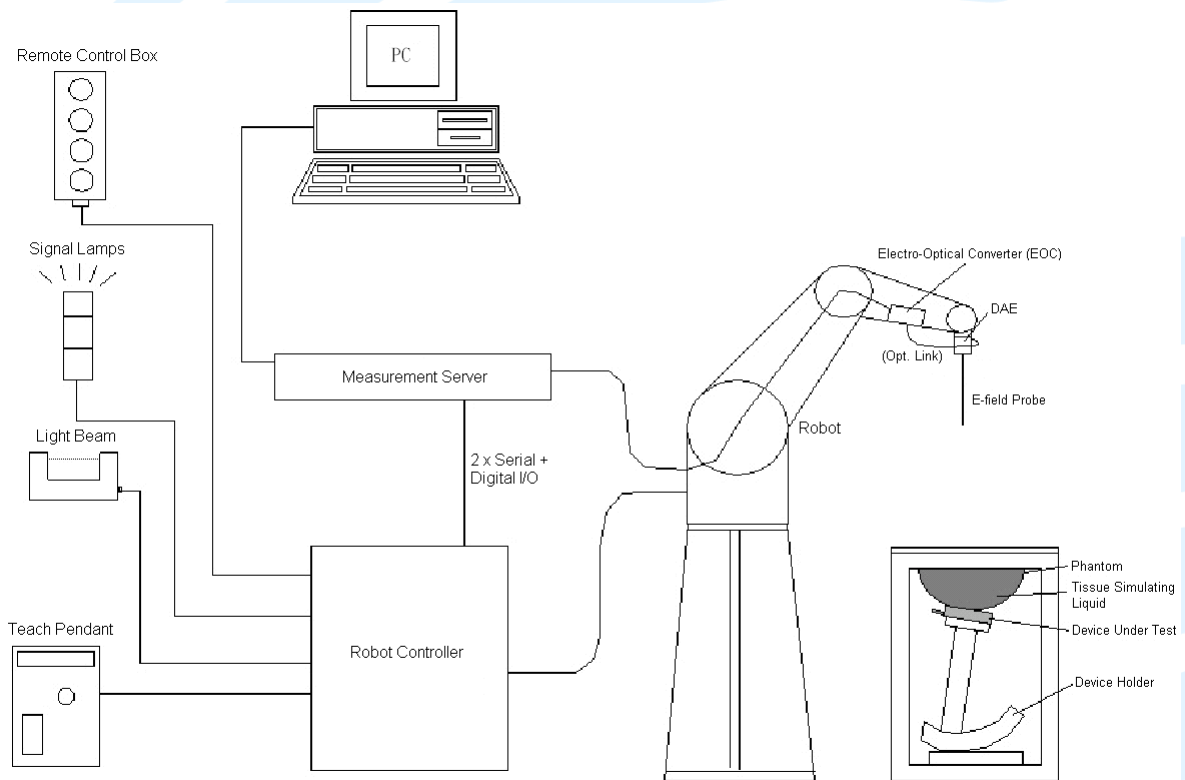
1. Whole-Body SAR is averaged over the entire body, partial-body SAR is averaged over any 1 gram of tissue defined as a tissue volume in the shape of a cube. SAR for hands, wrists, feet and ankles is averaged over any 10 grams of tissue defined as a tissue volume in the shape of a cube.
2. At frequencies above 6.0 GHz, SAR limits are not applicable and MPE limits for power density should be applied at 5 cm or more from the transmitting device.
3. The SAR limit is specified in FCC 47 CFR Part 2 §2.1093, ANSI/IEEE C95.1-1992.

Shenzhen UnionTrust Quality and Technology Co., Ltd.

3 SAR Measurement System

3.1 SPEAG DASY System

DASY system consists of high precision robot, probe alignment sensor, phantom, robot controller, controlled measurement server and near-field probe. The robot includes six axes that can move to the precision position of the DASY5 software defined. The DASY software can define the area that is detected by the probe. The robot is connected to controlled box. Controlled measurement server is connected to the controlled robot box. The DAE includes amplifier, signal multiplexing, AD converter, offset measurement and surface detection. It is connected to the Electro-optical coupler (ECO). The ECO performs the conversion from the optical into digital electric signal of the DAE and transfers data to the PC.



DASY Measurement System

3.1.1 Robot

The DASY system uses the high precision robots from Stäubli SA (France). For the 6-axis controller system, the robot controller version (DASY4: CS7MB) from Stäubli is used. The Stäubli robot series have many features that are important for our application:


- High precision (repeatability ± 0.02 mm)
- High reliability (industrial design)
- Jerk-free straight movements
- Low ELF interference (the closed metallic construction shields against motor control fields)


Shenzhen UnionTrust Quality and Technology Co., Ltd.

Address: 16/F, Block A, Building 6, Baoneng Science and Technology Park, Qingxiang Road No.1, Longhua New District, Shenzhen, China
Tel: +86-755-28230888 Fax: +86-755-28230886 E-mail: info@uttlab.com [Http://www.uttlab.com](http://www.uttlab.com)
UTTR-SAR-IEEE Std 1528-2013-V1.0


3.1.2 Probe

The SAR measurement is conducted with the dosimetric probe. The probe is specially designed and calibrated for use in liquid with high permittivity. The dosimetric probe has special calibration in liquid at different frequency.

Model	EX3DV4	
Construction	Symmetrical design with triangular core. Built-in shielding against static charges. PEEK enclosure material (resistant to organic solvents, e.g., DGBE).	
Frequency	10 MHz to 6 GHz Linearity: ± 0.2 dB	
Directivity	± 0.3 dB in HSL (rotation around probe axis) ± 0.5 dB in tissue material (rotation normal to probe axis)	
Dynamic Range	10 μ W/g to 100 mW/g Linearity: ± 0.2 dB (noise: typically < 1 μ W/g)	
Dimensions	Overall length: 337 mm (Tip: 20 mm) Tip diameter: 2.5 mm (Body: 12 mm) Typical distance from probe tip to dipole centers: 1 mm	


Model	ES3DV3	
Construction	Symmetrical design with triangular core. Interleaved sensors. Built-in shielding against static charges. PEEK enclosure material (resistant to organic solvents, e.g., DGBE).	
Frequency	10 MHz to 4 GHz Linearity: ± 0.2 dB	
Directivity	± 0.2 dB in HSL (rotation around probe axis) ± 0.3 dB in tissue material (rotation normal to probe axis)	
Dynamic Range	5 μ W/g to 100 mW/g Linearity: ± 0.2 dB	
Dimensions	Overall length: 337 mm (Tip: 20 mm) Tip diameter: 3.9 mm (Body: 12 mm) Distance from probe tip to dipole centers: 2.0 mm	


3.1.3 Data Acquisition Electronics (DAE)

Model	DAE3, DAE4	
Construction	Signal amplifier, multiplexer, A/D converter and control logic. Serial optical link for communication with DASY embedded system (fully remote controlled). Two step probe touch detector for mechanical surface detection and emergency robot stop.	
Measurement Range	-100 to +300 mV (16 bit resolution and two range settings: 4mV, 400mV)	
Input Offset Voltage	$< 5\mu$ V (with auto zero)	
Input Bias Current	< 50 fA	
Dimensions	60 x 60 x 68 mm	


Shenzhen UnionTrust Quality and Technology Co., Ltd.


3.1.4 Phantom

Model	Twin SAM	
Construction	The shell corresponds to the specifications of the Specific Anthropomorphic Mannequin (SAM) phantom defined in IEEE 1528 and IEC 62209-1. It enables the dosimetric evaluation of left and right hand phone usage as well as body mounted usage at the flat phantom region. A cover prevents evaporation of the liquid. Reference markings on the phantom allow the complete setup of all predefined phantom positions and measurement grids by teaching three points with the robot.	
Material	Vinylester, glass fiber reinforced (VE-GF)	
Shell Thickness	2 ± 0.2 mm (6 ± 0.2 mm at ear point)	
Dimensions	Length: 1000 mm Width: 500 mm Height: adjustable feet	
Filling Volume	approx. 25 liters	


Model	ELI	
Construction	Phantom for compliance testing of handheld and body-mounted wireless devices in the frequency range of 30 MHz to 6 GHz. ELI is fully compatible with the IEC 62209-2 standard and all known tissue simulating liquids. ELI has been optimized regarding its performance and can be integrated into our standard phantom tables. A cover prevents evaporation of the liquid. Reference markings on the phantom allow installation of the complete setup, including all predefined phantom positions and measurement grids, by teaching three points. The phantom is compatible with all SPEAG dosimetric probes and dipoles.	
Material	Vinylester, glass fiber reinforced (VE-GF)	
Shell Thickness	2.0 ± 0.2 mm (bottom plate)	
Dimensions	Major axis: 600 mm Minor axis: 400 mm	
Filling Volume	approx. 30 liters	

3.1.5 Device Holder

Model	Mounting Device	
Construction	In combination with the Twin SAM Phantom or ELI4, the Mounting Device enables the rotation of the mounted transmitter device in spherical coordinates. Rotation point is the ear opening point. Transmitter devices can be easily and accurately positioned according to IEC, IEEE, FCC or other specifications. The device holder can be locked for positioning at different phantom sections (left head, right head, flat).	
Material	POM	

Model	Laptop Extensions Kit	
Construction	Simple but effective and easy-to-use extension for Mounting Device that facilitates the testing of larger devices according to IEC 62209-2 (e.g., laptops, cameras, etc.). It is lightweight and fits easily on the upper part of the Mounting Device in place of the phone positioner.	
Material	POM, Acrylic glass, Foam	

3.1.6 System Validation Dipoles

Model	D-Serial	
Construction	Symmetrical dipole with 1/4 balun. Enables measurement of feedpoint impedance with NWA. Matched for use near flat phantoms filled with tissue simulating solutions.	
Frequency	750 MHz to 5800 MHz	
Return Loss	> 20 dB	
Power Capability	> 100 W (f < 1GHz), > 40 W (f > 1GHz)	

3.2 SAR Scan Procedure

3.2.1 SAR Reference Measurement (drift)

Prior to the SAR test, local SAR shall be measured at a stationary reference point where the SAR exceeds the lower detection limit of the measurement system.

3.2.2 Area Scan

Measurement procedures for evaluating the SAR of wireless device start with a coarse measurement grid to determine the approximate location of the local peak SAR values. This is known as the area-scan procedure. All antennas and radiating structures that may contribute to the measured SAR or influence the SAR distribution must be included in the area scan. The area scan measurement resolution must enable the extrapolation algorithms of the SAR system to correctly identify the peak SAR location(s) for subsequent zoom scan measurements to correctly determine the 1-g SAR. Area scans are performed at a constant distance from the phantom surface, determined by the measurement frequencies. When a measured peak is closer than 1/2 the zoom scan volume dimension (x, y) from the edge of the area scan region, unless the entire peak and gram-averaging volume are both captured within the zoom scan volume, the area scan must be repeated by shifting and expanding the area scan region to ensure all peaks are away from the area scan boundary. The area scan resolutions specified in the table below must be applied to the SAR measurements.

	≤ 3 GHz	> 3 GHz
Maximum distance from closest measurement point (geometric center of probe sensors) to phantom surface	5 mm ± 1 mm	1/2 · δ · ln(2) mm ± 0.5 mm
Maximum probe angle from probe axis to phantom surface normal at the measurement location	30° ± 1°	20° ± 1°
Maximum area scan spatial resolution: $\Delta x_{Area}, \Delta y_{Area}$	≤ 2 GHz: ≤ 15 mm 2 – 3 GHz: ≤ 12 mm	3 – 4 GHz: ≤ 12 mm 4 – 6 GHz: ≤ 10 mm
	When the x or y dimension of the test device, in the measurement plane orientation, is smaller than the above, the measurement resolution must be ≤ the corresponding x or y dimension of the test device with at least one measurement point on the test device.	

3.2.3 Zoom Scan

To evaluate the peak spatial-average SAR values with respect to 1 g or 10 g cubes, fine resolution volume scans, called zoom scans, are performed at the peak SAR locations identified during the area scan. If the cube volume within the zoom scan chosen to calculate the peak spatial-average SAR touches any boundary of the zoom-scan volume, the zoom scan shall be repeated with the center of the zoom-scan volume shifted to the new maximum SAR location. For any secondary peaks found in the area scan that are within 2 dB of the maximum peak and are not within this zoom scan, the zoom scan shall be performed for such peaks, unless the peak spatial-average SAR at the location of the maximum peak is more than 2 dB below the applicable SAR limit (i.e., 1 W/kg for a 1.6 W/kg 1 g limit, or 1.26 W/kg for a 2 W/kg 10 g limit). The zoom scan resolutions specified in the table below must be applied to the SAR measurements.

Shenzhen UnionTrust Quality and Technology Co., Ltd.

		≤ 3 GHz	> 3 GHz	
Maximum zoom scan spatial resolution: $\Delta x_{Zoom}, \Delta y_{Zoom}$		≤ 2 GHz: ≤ 8 mm $2 - 3$ GHz: ≤ 5 mm*	$3 - 4$ GHz: ≤ 5 mm* $4 - 6$ GHz: ≤ 4 mm*	
Maximum zoom Scan spatial resolution, normal to phantom surface	uniform grid: $\Delta Z_{Zoom}(n)$	≤ 5 mm	$3 - 4$ GHz: ≤ 4 mm $4 - 5$ GHz: ≤ 3 mm $5 - 6$ GHz: ≤ 2 mm	
	graded grid	$\Delta Z_{Zoom}(1)$: between 1 ST two points closest to phantom surface	≤ 4 mm	$3 - 4$ GHz: ≤ 3 mm $4 - 5$ GHz: ≤ 2.5 mm $5 - 6$ GHz: ≤ 2 mm
		$\Delta Z_{Zoom}(n>1)$: between subsequent points	$\leq 1.5 \cdot \Delta Z_{Zoom}(n-1)$ mm	
Minimum zoom scan volume	x, y, z	≥ 30 mm	$3 - 4$ GHz: ≥ 28 mm $4 - 5$ GHz: ≥ 25 mm $5 - 6$ GHz: ≥ 22 mm	
Note: δ is the penetration depth of a plane-wave at normal incidence to the tissue medium; see IEEE Std 1528-2013 for details. * When zoom scan is required and the reported SAR from the area scan based 1-g SAR estimation procedures of KDB Publication 447498 is ≤ 1.4 W/kg, ≤ 8 mm, ≤ 7 mm and ≤ 5 mm zoom scan resolution may be applied, respectively, for 2 GHz to 3 GHz, 3 GHz to 4 GHz and 4 GHz to 6 GHz.				

3.2.4 SAR Drift Measurement

The local SAR (or conducted power) shall be measured at exactly the same location as in 3.2.1 section. The absolute value of the measurement drift (the difference between the SAR measured in 3.2.1 and 3.2.4 section) shall be recorded. The SAR drift shall be kept within $\pm 5\%$.

3.3 Test Equipment

Equipment	Manufacturer	Model	SN	Cal. Date	Cal. Interval
System Validation Dipole	SPEAG	D750V3	1148	Sep. 23, 2019	3 Year
System Validation Dipole	SPEAG	D835V2	4d005	May. 18, 2018	3 Year
System Validation Dipole	SPEAG	D1750V2	1086	May. 18, 2018	3 Year
System Validation Dipole	SPEAG	D1900V2	509	May. 18, 2018	3 Year
System Validation Dipole	SPEAG	D2300V2	1087	Jun. 07, 2018	3 Year
System Validation Dipole	SPEAG	D2450V2	1014	Jun. 07, 2018	3 Year
System Validation Dipole	SPEAG	D2600V2	1153	Jun. 07, 2018	3 Year
System Validation Dipole	SPEAG	D5GHzV2	1280	May. 26, 2020	3 year
Dosimetric E-Field Probe	SPEAG	ES3DV3	3090	May. 09, 2020	1 Year
Data Acquisition Electronics	SPEAG	DAE4	662	May. 06, 2020	1 Year
Dosimetric E-Field Probe	SPEAG	EX3DV4	7506	May. 29, 2020	1 year
Data Acquisition Electronics	SPEAG	DAE4	1557	May. 27, 2020	1 year
Radio Communication Analyzer	Anritsu	MT8820C	6200918396	Nov. 24, 2019	1 Year
ENA Series Network Analyzer	Agilent	8753ES	US39170317	Nov. 24, 2019	1 Year
Dielectric Assessment Kit	SPEAG	DAK-3.5	1056	N/A	N/A
USB/GPIB Interface	Agilent	82357B	N10149	N/A	N/A
Signal Generator	R&S	SMB100A	103718	May. 14, 2020	1 Year
POWER METER	R&S	NRP	101293	Nov. 24, 2019	1 Year
Thermometer	Lisheng	HTC-1	/	Nov. 25, 2019	1 Year
Coupler	REBES	TC-05180-10 S	161221001	N/A	N/A
Amplifier	Mini-Circuit	ZHL42	QA1252001	N/A	N/A
DC Source	Agilent	66319B	MY43000795	N/A	N/A

Shenzhen UnionTrust Quality and Technology Co., Ltd.

Address: 16/F, Block A, Building 6, Baoneng Science and Technology Park, Qingxiang Road No.1, Longhua New District, Shenzhen, China
 Tel: +86-755-28230888 Fax: +86-755-28230886 E-mail: info@uttlab.com [Http://www.uttlab.com](http://www.uttlab.com)
 UTRR-SAR-IEEE Std 1528-2013-V1.0

3.4 Measurement Uncertainty

Per KDB 865664 D01 SAR Measurement 100 MHz to 6 GHz, when the highest measured 1-g SAR within a frequency band is < 1.5 W/kg, the extensive SAR measurement uncertainty analysis described in IEEE Std 1528-2013 is not required in SAR reports submitted for equipment approval.



3.5 Tissue Dielectric Parameter Measurement & System Verification

3.5.1 Tissue Simulating Liquids

The temperature of the tissue-equivalent medium used during measurement must also be within 18 °C to 25 °C and within ± 2 °C of the temperature when the tissue parameters are characterized. The dielectric parameters must be measured before the tissue-equivalent medium is used in a series of SAR measurements. The parameters should be re-measured after each 3 - 4 days of use; or earlier if the dielectric parameters can become out of tolerance.

The depth of tissue-equivalent liquid in a phantom must be ≥ 15.0 cm with ≤ ± 0.5 cm variation for SAR measurements ≤ 3 GHz and ≥ 10.0 cm with ≤ ± 0.5 cm variation for measurements > 3 GHz. The nominal dielectric values of the tissue simulating liquids in the phantom and the tolerance of 5% are listed in Table-3.1.



Photo of Liquid Height

Table-3.1 Tissue Dielectric Parameters for Head and Body

Target Frequency (MHz)	Head		Body	
	ϵ_r	σ (S/m)	ϵ_r	σ (S/m)
750	41.9	0.89	55.5	0.96
835	41.5	0.90	55.2	0.97
900	41.5	0.97	55.0	1.05
1450	40.5	1.20	54.0	1.30
1640	40.3	1.29	53.8	1.40
1750	40.1	1.37	53.4	1.49
1800	40.0	1.40	53.3	1.52
1900	40.0	1.40	53.3	1.52
2000	40.0	1.40	53.3	1.52
2300	39.5	1.67	52.9	1.81
2450	39.2	1.80	52.7	1.95
2600	39.0	1.96	52.5	2.16
3500	37.9	2.91	51.3	3.31
5200	36.0	4.66	49.0	5.30
5300	35.9	4.76	48.9	5.42
5500	35.6	4.96	48.6	5.65
5600	35.5	5.07	48.5	5.77
5800	35.3	5.27	48.2	6.00

(ϵ_r = relative permittivity, σ = conductivity and ρ = 1000 kg/m³)

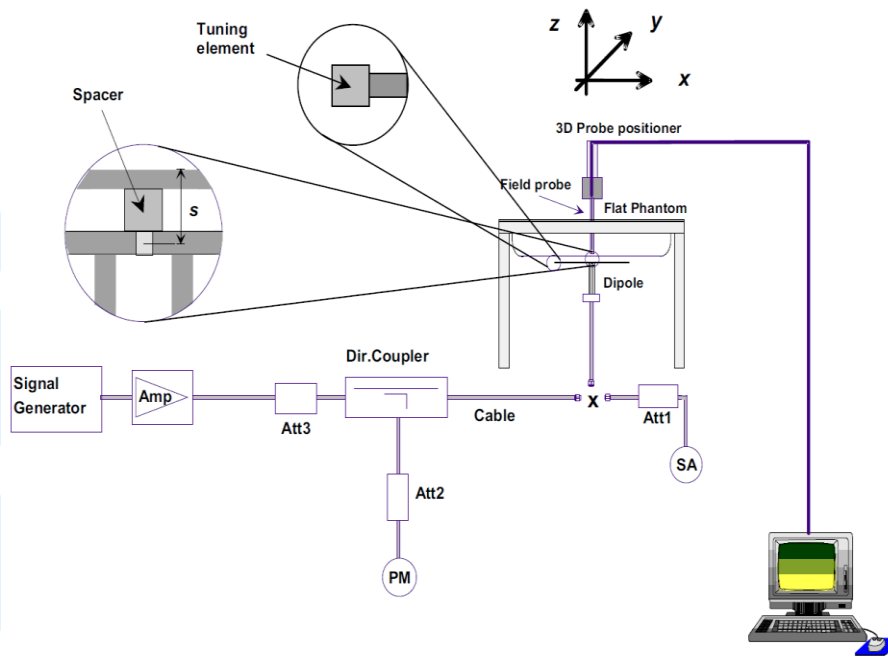
The following table gives the recipes for tissue simulating liquids.

Table-3.2 Recipes of Tissue Simulating Liquid

Tissue Type	Bactericide	DGBE	HEC	NaCl	Sucrose	Triton X-100	Water	Diethylene Glycol Mono-hexylether
H750	0.2	-	0.2	1.4	57.0	-	41.1	-
H835	0.1	-	1.0	1.4	57.0	-	40.5	-
H900	0.1	-	1.0	1.5	56.5	-	40.9	-
H1450	-	45.5	-	0.7	-	-	53.8	-
H1640	-	45.8	-	0.5	-	-	53.7	-
H1750	-	44.5	-	0.3	-	-	55.2	-
H1800	-	44.9	-	0.2	-	-	54.9	-
H1900	-	44.9	-	0.2	-	-	54.9	-
H2000	-	50	-	-	-	-	50	-
H2300	-	44.9	-	0.1	-	-	55.0	-
H2450	-	45.0	-	0.1	-	-	54.9	-
H2600	-	45.1	-	0.1	-	-	54.8	-
H3500	-	8.0	-	0.2	-	20.0	71.8	-
H5G	-	-	-	-	-	17.2	65.52	17.3
B750	0.2	-	0.2	0.8	48.8	-	50.0	-
B835	0.2	-	0.2	0.9	48.5	-	50.2	-
B900	0.2	-	0.2	0.9	48.2	-	50.5	-
B1450	-	34.0	-	0.3	-	-	65.7	-
B1640	-	32.5	-	0.3	-	-	67.2	-
B1750	-	29.4	-	0.4	-	-	70.2	-
B1800	-	29.5	-	0.4	-	-	70.1	-
B1900	-	29.5	-	0.3	-	-	70.2	-
B2000	-	30.0	-	0.2	-	-	69.8	-
B2300	-	31.0	-	0.1	-	-	68.9	-
B2450	-	31.4	-	0.1	-	-	68.5	-
B2600	-	31.8	-	0.1	-	-	68.1	-
B3500	-	28.8	-	0.1	-	-	71.1	-
B5G	-	-	-	-	-	10.7	78.6	10.7

3.5.2 System Check Description

The system check procedure provides a simple, fast, and reliable test method that can be performed daily or before every SAR measurement. The objective here is to ascertain that the measurement system has acceptable accuracy and repeatability. This test requires a flat phantom and a radiating source. The system verification setup is shown as below.



System Verification Setup

3.5.3 Tissue Verification

The measuring results for tissue simulating liquid are shown as below.

Test Date	Tissue Type	Frequency (MHz)	Liquid Temp. (°C)	Measured Conductivity (σ)	Measured Permittivity (ε _r)	Target Conductivity (σ)	Target Permittivity (ε _r)	Conductivity Deviation (%)	Permittivity Deviation (%)
May. 26, 2020	Head	750	22.5	0.896	40.300	0.89	41.90	0.67	-3.82
May. 26, 2020	Head	835	22.5	0.919	43.200	0.90	41.50	2.11	4.10
May. 27, 2020	Head	835	22.0	0.919	43.200	0.90	41.50	2.11	4.10
May. 29, 2020	Head	835	22.2	0.916	42.700	0.90	41.50	1.78	2.89
Jun. 05, 2020	Head	835	22.4	0.919	43.200	0.90	41.50	2.11	4.10
May. 26, 2020	Head	1750	22.5	1.380	39.300	1.37	40.10	0.73	-2.00
May. 29, 2020	Head	1750	22.2	1.340	41.800	1.37	40.10	-2.19	4.24
Jun. 02, 2020	Head	1750	21.9	1.350	39.500	1.37	40.10	-1.46	-1.50
May. 26, 2020	Head	1900	22.5	1.400	38.600	1.40	40.00	0.00	-3.50
May. 27, 2020	Head	1900	22.0	1.400	38.600	1.40	40.00	0.00	-3.50
May. 28, 2020	Head	1900	22.7	1.440	39.700	1.40	40.00	2.86	-0.75
May. 25, 2020	Head	2300	22.1	1.640	38.900	1.67	39.50	-1.80	-1.52
Jun. 03, 2020	Head	2450	22.1	1.780	40.200	1.80	39.20	-1.11	2.55
May. 25, 2020	Head	2600	22.1	2.050	38.300	1.96	39.00	4.59	-1.79
May. 29, 2020	Head	2600	22.2	2.050	37.700	1.96	39.00	4.59	-3.33
Jun. 29, 2020	Head	5250	22.3	4.742	36.257	4.71	35.90	0.68	0.99
Jun. 29, 2020	Head	5600	22.3	5.100	35.744	5.07	35.50	0.59	0.69
Jun. 30, 2020	Head	5750	22.2	5.314	35.454	5.22	35.40	1.80	0.15

Note:

The dielectric properties of the tissue simulating liquid must be measured within 24 hours before the SAR testing and within ± 5% of the target values. The variation of the liquid temperature must be within ±2 °C during the test.

3.5.4 System Verification

The measuring result for system verification is tabulated as below.

Test Date	Tissue Type	Frequency (MHz)	1W Target SAR-1g (W/kg)	Measured SAR-1g (W/kg)	Normalized to 1W SAR-1g (W/kg)	Deviation (%)	Dipole S/N	Probe S/N	DAE S/N
May. 26, 2020	Head	750	8.13	0.078	7.80	-4.06	1148	3090	662
May. 26, 2020	Head	835	9.45	0.096	9.60	1.59	4d005	3090	662
May. 27, 2020	Head	835	9.45	0.100	10.00	5.82	4d005	3090	662
May. 29, 2020	Head	835	9.45	0.099	9.90	4.76	4d005	3090	662
Jun. 05, 2020	Head	835	9.45	0.101	10.10	6.88	4d005	3090	662
May. 26, 2020	Head	1750	36.90	0.380	38.00	2.98	1086	3090	662
May. 29, 2020	Head	1750	36.90	0.369	36.90	0.00	1086	3090	662
Jun. 02, 2020	Head	1750	36.90	0.371	37.10	0.54	1086	3090	662
May. 26, 2020	Head	1900	39.60	0.418	41.80	5.56	509	3090	662
May. 27, 2020	Head	1900	39.60	0.416	41.60	5.05	509	3090	662
May. 28, 2020	Head	1900	39.60	0.432	43.20	9.09	509	3090	662
May. 25, 2020	Head	2300	48.00	0.473	47.30	-1.46	1087	3090	662
Jun. 03, 2020	Head	2450	52.40	0.561	56.10	7.06	1014	3090	662
May. 25, 2020	Head	2600	56.40	0.553	55.30	-1.95	1153	3090	662
May. 29, 2020	Head	2600	56.40	0.552	55.20	-2.13	1153	3090	662
Jun. 29, 2020	Head	5250	81.80	8.09	80.90	-1.10	1280	7506	1557
Jun. 29, 2020	Head	5600	86.00	8.03	80.30	-6.63	1280	7506	1557
Jun. 30, 2020	Head	5750	82.00	8.35	83.50	1.83	1280	7506	1557

Note:

Comparing to the reference SAR value, the validation data should be within its specification of 10%. The result indicates the system check can meet the variation criterion and the plots can be referred to Appendix A of this report.

Shenzhen UnionTrust Quality and Technology Co., Ltd.

4 SAR Measurement Evaluation

4.1 EUT Configuration and Setting

Connections between EUT and System Simulator

For WWAN SAR testing, the EUT was linked and controlled by base station emulator. Communication between the EUT and the emulator was established by air link. The distance between the EUT and the communicating antenna of the emulator is larger than 50 cm and the output power radiated from the emulator antenna is at least 30 dB smaller than the output power of EUT. The EUT was set from the emulator to radiate maximum output power during SAR testing.

4.1.1 GSM Configuration and Testing

GSM (GMSK: CS1) voice mode transmits with 1 time slot. GPRS (GMSK: CS1) and EDGE (GMSK: MCS1, 8PSK: MCS9) may transmit up to 4 time slots in the 8 time-slot frame according to the multislot class implemented in a device.

4.1.2 WCDMA Configuration and Testing

WCDMA Handsets Body-worn SAR

SAR for body-worn configurations is measured using a 12.2 kbps RMC with TPC bits configured to all “1’s”. The 3G SAR test reduction procedure is applied to other spreading codes and multiple DPDCH_n configurations supported by the handset with 12.2 kbps RMC as the primary mode.

Handsets with Release 5 HSDPA

The 3G SAR test reduction procedure is applied to HSDPA body-worn configurations with 12.2 kbps RMC as the primary mode. Otherwise, SAR is measured for HSDPA using the HSDPA body SAR procedures in the “Release 5 HSDPA Data Devices”, for the highest reported SAR body-worn exposure configuration in 12.2 kbps RMC. Handsets with both HSDPA and HSUPA are tested according to Release 6 HSPA test procedures.

Handsets with Release 6 HSUPA

The 3G SAR test reduction procedure is applied to HSPA (HSUPA/HSDPA with RMC) body-worn configurations with 12.2 kbps RMC as the primary mode. Otherwise, SAR is measured for HSPA using the HSPA body SAR procedures in the “Release 6 HSPA Data Devices”, for the highest reported body-worn exposure SAR configuration in 12.2 kbps RMC. When VOIP is applicable for next to the ear head exposure in HSPA, the 3G SAR test reduction procedure is applied to HSPA with 12.2 kbps RMC as the primary mode; otherwise, the same HSPA configuration used for body-worn measurements is tested for next to the ear head exposure.

Release 5 HSDPA Data Devices

The 3G SAR test reduction procedure is applied to body SAR with 12.2 kbps RMC as the primary mode. Otherwise, body SAR for HSDPA is measured using an FRC with H-Set 1 in Sub-test 1 and a 12.2 kbps RMC configured in Test Loop Mode 1, for the highest reported SAR configuration in 12.2 kbps RMC without HSDPA. HSDPA is configured according to the applicable UE category of a test device. The number of HS-DSCH / HS-PDSCHs, HARQ processes, minimum inter-TTI interval, transport block sizes and RV coding sequence are defined by the H-set. To maintain a consistent test configuration and stable transmission conditions, QPSK is used in the H-set for SAR testing. HS-DPCCH should be configured with a CQI feedback cycle of 4 ms and a CQI repetition factor of 2 to maintain a constant rate of active CQI slots. DPCCH and DPDCH gain factors (β_c , β_d), and HS-DPCCH power offset parameters (Δ_{ACK} , Δ_{NACK} , Δ_{CQI}) are set according to values indicated in below. The

Shenzhen UnionTrust Quality and Technology Co., Ltd.

CQI value is determined by the UE category, transport block size, number of HS-PDSCHs and modulation used in the H-set.

Sub-test	β_c	β_d	β_d (SF)	β_c / β_d	$\beta_{hs}^{(1)}$	CM (dB) ⁽²⁾	MPR
1	2 / 15	15 / 15	64	2 / 15	4 / 15	0.0	0
2	12 / 15 ⁽³⁾	15 / 15 ⁽³⁾	64	12 / 15 ⁽³⁾	24 / 15	1.0	0
3	15 / 15	8 / 15	64	15 / 8	30 / 15	1.5	0.5
4	15 / 15	4 / 15	64	15 / 4	30 / 15	1.5	0.5

Note 1: $\Delta_{ACK}, \Delta_{NACK}$ and $\Delta_{CQI} = 8 \Leftrightarrow A_{hs} = \beta_{hs} / \beta_c = 30 / 15 \Leftrightarrow \beta_{hs} = 30 / 15 * \beta_c$
 Note 2: CM = 1 for $\beta_c / \beta_d = 12 / 15, \beta_{hs} / \beta_c = 24 / 15$.
 Note 3: For subtest 2 the β_c / β_d ratio of 12 / 15 for the TFC during the measurement period (TF1, TF0) is achieved by setting the signaled gain factors for the reference TFC (TF1, TF1) to $\beta_c = 11 / 15$ and $\beta_d = 15 / 15$.

Release 6 HSUPA Data Devices

The 3G SAR test reduction procedure is applied to body SAR with 12.2 kbps RMC as the primary mode. Otherwise, body SAR for HSPA is measured with E-DCH Sub-test 5, using H-Set 1 and QPSK for FRC and a 12.2 kbps RMC configured in Test Loop Mode 1 and power control algorithm 2, according to the highest reported body SAR configuration in 12.2 kbps RMC without HSPA. When VOIP applies to head exposure, the 3G SAR test reduction procedure is applied with 12.2 kbps RMC as the primary mode. Otherwise, the same HSPA configuration used for body SAR measurements are applied to head exposure testing. Due to inner loop power control requirements in HSPA, a communication test set is required for output power and SAR tests. The 12.2 kbps RMC, FRC H-set 1 and E-DCH configurations for HSPA are configured according to the β values indicated in below.

Sub-test	β_c	β_d	β_d (SF)	β_d/β_d	$\beta_{hs}^{(1)}$	β_{ec}	β_{ed}	β_{ed} (SF)	β_{ed} (codes)	CM ⁽²⁾ (dB)	MPR (dB)	AG ⁽⁴⁾ Index	E-TFCI
1	11/15 ⁽³⁾	15/15 ⁽³⁾	64	11/15 ⁽³⁾	22/15	209/225	1039/225	4	1	1.0	0.0	20	75
2	6/15	15/15	64	6/15	12/15	12/15	94/75	4	1	3.0	2.0	12	67
3	15/15	9/15	64	15/9	30/15	30/15	$\beta_{ed1}: 47/15$ $\beta_{ed2}: 47/15$	4	2	2.0	1.0	15	92
4	2/15	15/15	64	2/15	4/15	2/15	56/75	4	1	3.0	2.0	17	71
5	15/15 ⁽⁴⁾	15/15 ⁽⁴⁾	64	15/15 ⁽⁴⁾	30/15	24/15	134/15	4	1	1.0	0.0	21	81

Note 1: $\Delta_{ACK}, \Delta_{NACK}$ and $\Delta_{CQI} = 8 \Leftrightarrow A_{hs} = \beta_{hs}/\beta_c = 30/15 \Leftrightarrow \beta_{hs} = 30/15 * \beta_c$
 Note 2: CM = 1 for $\beta_d/\beta_d = 12/15, \beta_{hs}/\beta_c = 24/15$. For all other combinations of DPDCH, DPCCH, HS-DPCCH, E-DPDCH and E-DPCCH the MPR is based on the relative CM difference.
 Note 3: For subtest 1 the β_d/β_d ratio of 11/15 for the TFC during the measurement period (TF1, TF0) is achieved by setting the signaled gain factors for the reference TFC (TF1, TF1) to $\beta_c = 10/15$ and $\beta_d = 15/15$.
 Note 4: For subtest 5 the β_d/β_d ratio of 15/15 for the TFC during the measurement period (TF1, TF0) is achieved by setting the signaled gain factors for the reference TFC (TF1, TF1) to $\beta_c = 14/15$ and $\beta_d = 15/15$.
 Note 5: Testing UE using E-DPDCH Physical Layer category 1 Sub-test 3 is not required according to TS 25.306 Table 5.1g.
 Note 6: β_{ed} cannot be set directly; it is set by Absolute Grant Value.

Shenzhen UnionTrust Quality and Technology Co., Ltd.

2	5 ms	D	S	U	D	D	D	S	U	D	D	23.33%
3	10 ms	D	S	U	U	U	D	D	D	D	D	31.67%
4	10 ms	D	S	U	U	D	D	D	D	D	D	21.67%
5	10 ms	D	S	U	D	D	D	D	D	D	D	11.67%
6	5 ms	D	S	U	U	U	D	S	U	U	D	53.33%

Uplink-Downlink Configurations and duty cycle

Considering the highest transmission duty cycle, TDD-LTE was tested using Uplink-Downlink Configuration 0 with 6 uplink subframe and 2 special subframe. The special subframe was set to special subframe configuration 7 using extended cyclic prefix uplink. Therefore, SAR testing for TDD-LTE was performed at the maximum output power with highest transmission duty cycle of 63.33%.

4.1.4 WLAN Configuration and Testing

In general, various vendor specific external test software and chipset based internal test modes are typically used for SAR measurement. These chipset based test mode utilities are generally hardware and manufacturer dependent, and often include substantial flexibility to reconfigure or reprogram a device. A Wi-Fi device must be configured to transmit continuously at the required data rate, channel bandwidth and signal modulation, using the highest transmission duty factor supported by the test mode tools for SAR measurement. The test frequencies established using test mode must correspond to the actual channel frequencies. When 802.11 frame gaps are accounted for in the transmission, a maximum transmission duty factor of 92 - 96% is typically achievable in most test mode configurations. A minimum transmission duty factor of 85% is required to avoid certain hardware and device implementation issues related to wide range SAR scaling. In addition, a periodic transmission duty factor is required for current generation SAR systems to measure SAR correctly. The reported SAR must be scaled to 100% transmission duty factor to determine compliance at the maximum tune-up tolerance limit.

According to KDB 248227 D01, this device has installed WLAN engineering testing software which can provide continuous transmitting RF signal. During WLAN SAR testing, this device was operated to transmit continuously at the maximum transmission duty with specified transmission mode, operating frequency, lowest data rate, and maximum output power.

Initial Test Configuration

An initial test configuration is determined for OFDM transmission modes in 2.4 GHz and 5 GHz bands according to the channel bandwidth, modulation and data rate combination(s) with the highest maximum output power specified for production units in each standalone and aggregated frequency band. When the same maximum power is specified for multiple transmission modes in a frequency band, the largest channel bandwidth, lowest order modulation, lowest data rate and lowest order 802.11a/g/n/ac mode is used for SAR measurement, on the highest measured output power channel in the initial test configuration, for each frequency band.

Subsequent Test Configuration

SAR measurement requirements for the remaining 802.11 transmission mode configurations that have not been tested in the initial test configuration are determined separately for each standalone and aggregated frequency band, in each exposure condition, according to the maximum output power specified for production units. Additional power measurements may be required to determine if SAR measurements are required for subsequent highest output power channels in a subsequent test configuration. When the highest reported SAR for the initial test configuration according to the initial test position or fixed exposure position requirements, is adjusted by the ratio of the subsequent test configuration to initial test configuration specified maximum output power and the adjusted SAR is ≤ 1.2 W/kg, SAR is not required for that subsequent test configuration.

SAR Test Configuration and Channel Selection

When multiple channel bandwidth configurations in a frequency band have the same specified maximum output power, the initial test configuration is using largest channel bandwidth, lowest order modulation, lowest data rate, and lowest order 802.11 mode (i.e., 802.11a is chosen over 802.11n then 802.11ac or 802.11g is chosen over 802.11n). After an initial test configuration is determined, if multiple test channels have the same measured maximum output power, the channel chosen for SAR measurement is determined according to the following.

- 1) The channel closest to mid-band frequency is selected for SAR measurement.
- 2) For channels with equal separation from mid-band frequency; for example, high and low channels or two mid-band channels, the higher frequency (number) channel is selected for SAR measurement.

Shenzhen UnionTrust Quality and Technology Co., Ltd.

Test Reduction for U-NII-1 (5.2 GHz) and U-NII-2A (5.3 GHz) Bands

For devices that operate in both U-NII bands using the same transmitter and antenna(s), SAR test reduction is determined according to the following.

- 1) When the same maximum output power is specified for both bands, begin SAR measurement in U-NII-2A band by applying the OFDM SAR requirements. If the highest reported SAR for a test configuration is ≤ 1.2 W/kg, SAR is not required for U-NII-1 band for that configuration (802.11 mode and exposure condition).
- 2) When different maximum output power is specified for the bands, begin SAR measurement in the band with higher specified maximum output power. The highest reported SAR for the tested configuration is adjusted by the ratio of lower to higher specified maximum output power for the two bands. When the adjusted SAR is ≤ 1.2 W/kg, SAR is not required for the band with lower maximum output power in that test configuration.

4.2 EUT Testing Position

4.2.1 Body Exposure Conditions

RF Exposure Conditions	TestPosition	SeparationDistance	SAR test exclusion
Body	Rear Face	0 cm	Note4
	Left Side		
	Right Side		
	Top Side		
	Bottom Side		

Note:

- Exposures from antennas through the front surface of the display section of a tablet are generally limited to the user's hands. Exposures to hands for typical consumer transmitters used in tablets are not expected to exceed the extremity SAR limit; therefore, SAR evaluation for the front surface of tablet display screens are generally not necessary.
- When voice mode is supported on a tablet and it is limited to speaker mode or headset operations only, additional SAR testing for this type of voice use is not required.
- Next to the ear operation is generally not expected for tablets with overall diagonal dimension > 20 cm. However, when next to the ear voice mode is supported, regardless of the overall dimension, phablets must be tested according to the requirements described in KDB Publication 648474 D04.
- For SAR test exclusion, please refer to section 4.4.

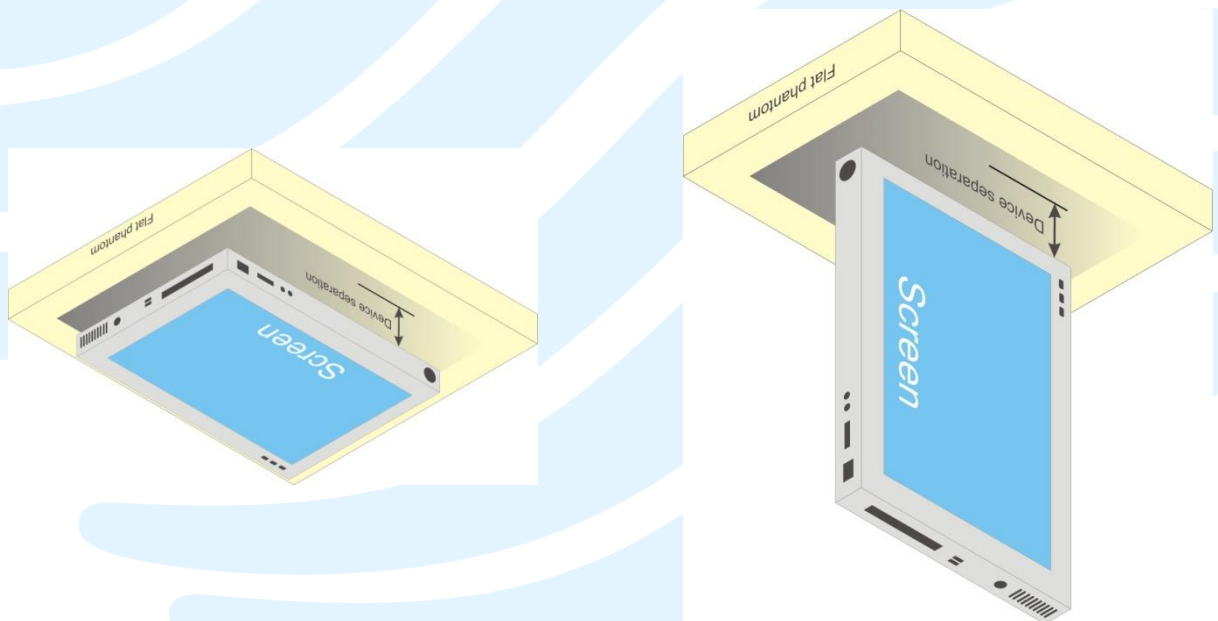


Fig-4.1 Test Positions for Tablet

4.3 Measured Conducted Power Result

4.3.1 Conducted Power of GSM Band

The measuring conducted average power (Unit: dBm) is shown as below.

Band	GSM850			GSM1900		
Channel	128	190	251	512	661	810
Frequency (MHz)	824.2	836.6	848.8	1850.2	1880.0	1909.8
Maximum Burst-Averaged Output Power						
GSM (GMSK, 1Tx-slot)	32.79	32.74	32.69	29.59	29.51	29.32
GPRS (GMSK, 1Tx-slot)	32.84	32.77	32.70	29.58	29.51	29.32
GPRS (GMSK, 2Tx-slot)	32.01	31.90	31.81	28.73	28.65	28.47
GPRS (GMSK, 3Tx-slot)	30.07	29.96	29.89	26.85	26.82	26.65
GPRS (GMSK, 4Tx-slot)	28.99	28.88	28.82	25.78	25.73	25.58
EDGE (8PSK, 1Tx-slot)	26.30	26.25	26.15	26.39	25.79	24.99
EDGE (8PSK, 2Tx-slot)	25.38	25.25	25.08	25.54	24.78	23.84
EDGE (8PSK, 3Tx-slot)	23.24	23.20	22.95	23.72	22.96	22.91
EDGE (8PSK, 4Tx-slot)	22.22	21.99	21.93	22.56	21.53	21.79
Maximum Frame-Averaged Output Power						
GSM (GMSK, 1Tx-slot)	23.79	23.74	23.69	20.59	20.51	20.32
GPRS (GMSK, 1Tx-slot)	23.84	23.77	23.70	20.58	20.51	20.32
GPRS (GMSK, 2Tx-slot)	26.01	25.90	25.81	22.73	22.65	22.47
GPRS (GMSK, 3Tx-slot)	25.81	25.70	25.63	22.59	22.56	22.39
GPRS (GMSK, 4Tx-slot)	25.99	25.88	25.82	22.78	22.73	22.58
EDGE (8PSK, 1Tx-slot)	17.30	17.25	17.15	17.39	16.79	15.99
EDGE (8PSK, 2Tx-slot)	19.38	19.25	19.08	19.54	18.78	17.84
EDGE (8PSK, 3Tx-slot)	18.98	18.94	18.69	19.46	18.70	18.65
EDGE (8PSK, 4Tx-slot)	19.22	18.99	18.93	19.56	18.53	18.79

Power Reduction

Band	GSM850			GSM1900		
Channel	128	190	251	512	661	810
Frequency (MHz)	824.2	836.6	848.8	1850.2	1880.0	1909.8
Maximum Burst-Averaged Output Power						
GSM (GMSK, 1Tx-slot)	24.03	23.92	23.85	19.75	19.61	19.41
GPRS (GMSK, 1Tx-slot)	24.07	23.94	23.86	19.74	19.62	19.43
GPRS (GMSK, 2Tx-slot)	22.92	22.84	22.75	18.88	18.75	18.58
GPRS (GMSK, 3Tx-slot)	21.97	21.90	21.81	17.77	17.64	17.47
GPRS (GMSK, 4Tx-slot)	21.01	20.91	20.83	16.88	16.78	16.64
EDGE (8PSK, 1Tx-slot)	17.88	17.67	17.32	17.22	16.41	15.25
EDGE (8PSK, 2Tx-slot)	16.38	16.15	15.93	16.12	15.15	14.06
EDGE (8PSK, 3Tx-slot)	15.23	14.99	14.67	14.82	13.85	12.74
EDGE (8PSK, 4Tx-slot)	14.05	13.75	13.54	13.64	12.76	11.59
Maximum Frame-Averaged Output Power						
GSM (GMSK, 1Tx-slot)	15.03	14.92	14.85	10.75	10.61	10.41
GPRS (GMSK, 1Tx-slot)	15.07	14.94	14.86	10.74	10.62	10.43
GPRS (GMSK, 2Tx-slot)	16.92	16.84	16.75	12.88	12.75	12.58
GPRS (GMSK, 3Tx-slot)	17.71	17.64	17.55	13.51	13.38	13.21
GPRS (GMSK, 4Tx-slot)	18.01	17.91	17.83	13.88	13.78	13.64
EDGE (8PSK, 1Tx-slot)	8.88	8.67	8.32	8.22	7.41	6.25
EDGE (8PSK, 2Tx-slot)	10.38	10.15	9.93	10.12	9.15	8.06
EDGE (8PSK, 3Tx-slot)	10.97	10.73	10.41	10.56	9.59	8.48
EDGE (8PSK, 4Tx-slot)	11.05	10.75	10.54	10.64	9.76	8.59

Note:

1. SAR testing was performed on the maximum frame-averaged power mode.
2. The frame-averaged power is linearly proportion to the slot number configured and it is linearly scaled the maximum burst-averaged power based on time slots. The calculated method is shown as below:

Shenzhen UnionTrust Quality and Technology Co., Ltd.

Address: 16/F, Block A, Building 6, Baoneng Science and Technology Park, Qingxiang Road No.1, Longhua New District, Shenzhen, China
 Tel: +86-755-28230888 Fax: +86-755-28230886 E-mail: info@uttlab.com [Http://www.uttlab.com](http://www.uttlab.com)
 UTT- SAR-IEEE Std 1528-2013-V1.0

Frame-averaged power = 10 x log (Burst-averaged powermW x Slot used / 8)

4.3.2 Conducted Power of WCDMA Band

Band	WCDMA Band II			WCDMA Band IV			WCDMA Band V			3GPP MPR (dB)
Channel	9262	9400	9538	1312	1413	1513	4132	4182	4233	
Frequency (MHz)	1852.4	1880.0	1907.6	1712.4	1732.6	1752.6	826.4	836.4	846.6	
RMC 12.2K	23.55	23.76	23.46	22.79	22.82	23.02	23.52	23.55	23.49	-
HSDPA Subtest-1	22.68	22.65	22.49	21.84	21.89	22.04	22.55	22.56	21.51	-
HSDPA Subtest-2	22.72	22.75	22.45	21.82	22.00	22.06	22.57	22.61	22.46	-
HSDPA Subtest-3	22.16	22.12	21.92	21.22	21.48	21.49	22.04	22.02	21.96	-
HSDPA Subtest-4	22.06	22.11	21.95	21.17	21.47	21.43	22.03	22.12	22.01	-
HSUPA Subtest-1	20.73	20.67	20.48	19.83	19.88	19.99	20.61	20.48	20.50	-
HSUPA Subtest-2	20.65	20.58	20.47	19.84	19.97	20.04	20.58	20.50	20.46	-
HSUPA Subtest-3	21.61	21.58	21.53	20.86	20.95	20.98	21.55	21.53	21.51	-
HSUPA Subtest-4	20.14	20.09	19.94	19.29	19.46	19.53	20.12	20.01	20.08	-
HSUPA Subtest-5	22.05	22.04	21.93	21.24	21.39	21.45	22.07	22.01	21.92	-

Power Reduction

Band	WCDMA Band II			WCDMA Band IV			WCDMA Band V			3GPP MPR (dB)
Channel	9262	9400	9538	1312	1413	1513	4132	4182	4233	
Frequency (MHz)	1852.4	1880.0	1907.6	1712.4	1732.6	1752.6	826.4	836.4	846.6	
RMC 12.2K	15.74	15.62	15.47	13.88	13.97	14.18	19.55	19.54	19.51	-
HSDPA Subtest-1	14.82	14.71	14.53	12.90	13.06	13.18	18.64	18.59	18.58	-
HSDPA Subtest-2	14.78	14.71	14.51	12.91	13.01	13.16	18.61	18.57	18.55	-
HSDPA Subtest-3	14.29	14.19	14.07	12.38	12.54	12.71	18.09	18.07	18.05	-
HSDPA Subtest-4	14.24	14.20	13.99	12.33	12.52	12.64	18.11	18.06	18.03	-
HSUPA Subtest-1	12.79	12.64	12.51	10.93	11.05	11.21	16.61	16.58	16.53	-
HSUPA Subtest-2	12.78	12.69	12.52	10.95	11.10	11.22	16.60	16.58	16.57	-
HSUPA Subtest-3	13.77	13.72	13.52	11.96	11.08	12.22	17.63	17.57	17.57	-
HSUPA Subtest-4	12.36	12.23	12.07	10.46	10.59	10.73	16.14	16.11	16.07	-
HSUPA Subtest-5	14.27	14.15	13.98	12.37	12.51	12.61	18.08	18.05	18.01	-

4.3.3 Conducted Power of LTE Band

LTE Band / BW	RB Size	RB Offset	QPSK			3GPP MPR (dB)	16QAM			3GPP MPR (dB)	64QAM			3GPP MPR (dB)
			Low CH 18607	Mid CH 18900	High CH 19193		Low CH 18607	Mid CH 18900	High CH 19193		Low CH 18607	Mid CH 18900	High CH 19193	
			1850.7 MHz	1880.0 MHz	1909.3 MHz		1850.7 MHz	1880.0 MHz	1909.3 MHz		1850.7 MHz	1880.0 MHz	1909.3 MHz	
2 / 1.4M	1	0	23.88	23.97	23.70	0	23.22	23.40	23.14	1	/	/	/	2
	1	2	24.09	24.02	24.06	0	23.38	23.36	23.41	1	/	/	/	2
	1	5	23.86	23.74	23.66	0	23.29	23.16	23.10	1	/	/	/	2
	3	0	24.25	23.75	23.99	0	23.45	22.94	22.87	1	/	/	/	2
	3	1	24.13	23.89	23.87	0	23.22	22.98	22.84	1	/	/	/	2
	3	3	24.10	23.91	23.99	0	23.18	22.82	22.92	1	/	/	/	2
	6	0	23.17	22.81	22.96	1	22.36	21.74	22.09	2	/	/	/	3

LTE Band / BW	RB Size	RB Offset	QPSK			3GPP MPR (dB)	16QAM			3GPP MPR (dB)	64QAM			3GPP MPR (dB)
			Low CH 18615	Mid CH 18900	High CH 19185		Low CH 18615	Mid CH 18900	High CH 19185		Low CH 18615	Mid CH 18900	High CH 19185	
			1851.5 MHz	1880.0 MHz	1908.5 MHz		1851.5 MHz	1880.0 MHz	1908.5 MHz		1851.5 MHz	1880.0 MHz	1908.5 MHz	
2 / 3M	1	0	23.86	23.95	23.77	0	23.27	23.40	23.26	1	/	/	/	2
	1	7	24.17	23.95	23.98	0	23.27	23.26	23.32	1	/	/	/	2
	1	14	23.89	23.63	23.73	0	23.15	23.33	23.09	1	/	/	/	2
	8	0	23.24	22.75	22.95	1	22.32	21.79	21.98	2	/	/	/	3
	8	3	23.18	22.92	22.88	1	22.25	21.91	21.98	2	/	/	/	3
	8	7	23.09	22.91	23.08	1	22.27	21.82	21.90	2	/	/	/	3
	15	0	23.24	22.89	22.97	1	22.29	21.79	22.03	2	/	/	/	3

LTE Band / BW	RB Size	RB Offset	QPSK			3GPP MPR (dB)	16QAM			3GPP MPR (dB)	64QAM			3GPP MPR (dB)
			Low CH 18625	Mid CH 18900	High CH 19175		Low CH 18625	Mid CH 18900	High CH 19175		Low CH 18625	Mid CH 18900	High CH 19175	
			1852.5 MHz	1880.0 MHz	1907.5 MHz		1852.5 MHz	1880.0 MHz	1907.5 MHz		1852.5 MHz	1880.0 MHz	1907.5 MHz	
2 / 5M	1	0	23.92	23.98	23.79	0	23.36	23.33	23.09	1	/	/	/	2
	1	12	24.02	24.01	23.99	0	23.43	23.43	23.34	1	/	/	/	2
	1	24	23.96	23.71	23.78	0	23.19	23.27	23.01	1	/	/	/	2
	12	0	23.19	22.84	22.91	1	22.33	21.91	21.94	2	/	/	/	3
	12	6	23.05	22.90	23.02	1	22.12	22.06	22.00	2	/	/	/	3
	12	13	23.21	22.93	23.07	1	22.14	21.90	22.03	2	/	/	/	3
	25	0	23.25	22.84	23.10	1	22.27	21.91	22.12	2	/	/	/	3

LTE Band / BW	RB Size	RB Offset	QPSK			3GPP MPR (dB)	16QAM			3GPP MPR (dB)	64QAM			3GPP MPR (dB)
			Low CH 18650	Mid CH 18900	High CH 19150		Low CH 18650	Mid CH 18900	High CH 19150		Low CH 18650	Mid CH 18900	High CH 19150	
			1855.0 MHz	1880.0 MHz	1905.0 MHz		1855.0 MHz	1880.0 MHz	1905.0 MHz		1855.0 MHz	1880.0 MHz	1905.0 MHz	
2 / 10M	1	0	23.98	23.86	23.77	0	23.37	23.37	23.26	1	/	/	/	2
	1	24	24.13	24.12	24.07	0	23.34	23.24	23.29	1	/	/	/	2
	1	49	23.88	23.75	23.73	0	23.29	23.27	22.99	1	/	/	/	2
	25	0	23.23	22.85	23.07	1	22.33	21.78	21.97	2	/	/	/	3
	25	12	23.18	22.89	22.94	1	22.11	21.90	21.95	2	/	/	/	3
	25	25	23.07	22.77	22.94	1	22.19	21.84	21.87	2	/	/	/	3
	50	0	23.24	22.82	23.09	1	22.33	21.77	22.00	2	/	/	/	3

LTE Band / BW	RB Size	RB Offset	QPSK			3GPP MPR (dB)	16QAM			3GPP MPR (dB)	64QAM			3GPP MPR (dB)
			Low CH	Mid CH	High CH		Low CH	Mid CH	High CH		Low CH	Mid CH	High CH	
			18675 MHz	18900 MHz	19125 MHz		18675 MHz	18900 MHz	19125 MHz		18675 MHz	18900 MHz	19125 MHz	
2 / 15M	1	0	24.00	23.84	23.79	0	23.32	23.35	23.18	1	/	/	/	2
	1	37	23.99	24.08	23.90	0	23.42	23.43	23.35	1	/	/	/	2
	1	74	23.95	23.66	23.75	0	23.26	23.22	23.12	1	/	/	/	2
	36	0	23.25	22.82	22.96	1	22.28	21.91	21.95	2	/	/	/	3
	36	19	23.17	22.90	23.00	1	22.24	22.01	21.94	2	/	/	/	3
	36	39	23.17	22.89	23.04	1	22.25	21.86	22.02	2	/	/	/	3
	75	0	23.21	22.80	22.98	1	22.22	21.84	21.99	2	/	/	/	3

LTE Band / BW	RB Size	RB Offset	QPSK			3GPP MPR (dB)	16QAM			3GPP MPR (dB)	64QAM			3GPP MPR (dB)
			Low CH	Mid CH	High CH		Low CH	Mid CH	High CH		Low CH	Mid CH	High CH	
			18700 MHz	18900 MHz	19100 MHz		18700 MHz	18900 MHz	19100 MHz		18700 MHz	18900 MHz	19100 MHz	
2 / 20M	1	0	24.03	23.98	23.84	0	23.39	23.44	23.28	1	/	/	/	2
	1	50	24.19	24.13	24.09	0	23.43	23.44	23.47	1	/	/	/	2
	1	99	24.02	23.81	23.82	0	23.34	23.36	23.18	1	/	/	/	2
	50	0	23.29	22.90	23.09	1	22.46	21.96	22.03	2	/	/	/	3
	50	25	23.23	23.06	23.06	1	22.26	22.10	22.01	2	/	/	/	3
	50	50	23.24	22.94	23.09	1	22.29	21.93	22.04	2	/	/	/	3
	100	0	23.31	22.91	23.14	1	22.38	21.92	22.13	2	/	/	/	3

Shenzhen UnionTrust Quality and Technology Co., Ltd.

Address: 16/F, Block A, Building 6, Baoneng Science and Technology Park, Qingxiang Road No.1, Longhua New District, Shenzhen, China
 Tel: +86-755-28230888 Fax: +86-755-28230886 E-mail: info@uttlab.com [Http://www.uttlab.com](http://www.uttlab.com)
 UTTR-SAR-IEEE Std 1528-2013-V1.0

LTE Band / BW	RB Size	RB Offset	QPSK			3GPP MPR (dB)	16QAM			3GPP MPR (dB)	64QAM			3GPP MPR (dB)
			Low CH 19957	Mid CH 20175	High CH 20393		Low CH 19957	Mid CH 20175	High CH 20393		Low CH 19957	Mid CH 20175	High CH 20393	
			1710.7 MHz	1732.5 MHz	1754.3 MHz		1710.7 MHz	1732.5 MHz	1754.3 MHz		1710.7 MHz	1732.5 MHz	1754.3 MHz	
4 / 1.4M	1	0	21.52	21.53	21.56	0	20.50	20.79	20.88	1	/	/	/	2
	1	2	21.83	21.95	22.03	0	20.99	21.26	21.24	1	/	/	/	2
	1	5	21.67	21.83	22.06	0	20.84	21.01	20.89	1	/	/	/	2
	3	0	21.61	21.75	21.83	0	20.48	20.59	20.56	1	/	/	/	2
	3	1	21.78	21.89	21.80	0	20.91	20.91	20.98	1	/	/	/	2
	3	3	21.74	21.77	21.97	0	20.73	20.96	21.02	1	/	/	/	2
6	0	20.71	20.85	20.87	1	19.68	19.89	19.96	2	/	/	/	3	

LTE Band / BW	RB Size	RB Offset	QPSK			3GPP MPR (dB)	16QAM			3GPP MPR (dB)	64QAM			3GPP MPR (dB)
			Low CH 19965	Mid CH 20175	High CH 20385		Low CH 19965	Mid CH 20175	High CH 20385		Low CH 19965	Mid CH 20175	High CH 20385	
			1711.5 MHz	1732.5 MHz	1753.5 MHz		1711.5 MHz	1732.5 MHz	1753.5 MHz		1711.5 MHz	1732.5 MHz	1753.5 MHz	
4 / 3M	1	0	21.48	21.62	21.69	0	20.57	20.88	20.90	1	/	/	/	2
	1	7	21.95	21.89	22.04	0	21.11	21.13	21.31	1	/	/	/	2
	1	14	21.66	21.74	21.95	0	20.80	21.02	20.88	1	/	/	/	2
	8	0	20.69	20.77	20.77	1	19.42	19.59	19.56	2	/	/	/	3
	8	3	20.71	20.91	20.94	1	19.92	19.88	20.09	2	/	/	/	3
	8	7	20.64	20.79	20.92	1	19.71	19.95	20.13	2	/	/	/	3
15	0	20.80	20.79	20.85	1	19.84	19.92	19.99	2	/	/	/	3	

LTE Band / BW	RB Size	RB Offset	QPSK			3GPP MPR (dB)	16QAM			3GPP MPR (dB)	64QAM			3GPP MPR (dB)
			Low CH 19975	Mid CH 20175	High CH 20375		Low CH 19975	Mid CH 20175	High CH 20375		Low CH 19975	Mid CH 20175	High CH 20375	
			1712.5 MHz	1732.5 MHz	1752.5 MHz		1712.5 MHz	1732.5 MHz	1752.5 MHz		1712.5 MHz	1732.5 MHz	1752.5 MHz	
4 / 5M	1	0	21.52	21.50	21.61	0	20.61	20.88	20.87	1	/	/	/	2
	1	12	21.93	21.89	22.01	0	20.95	21.31	21.25	1	/	/	/	2
	1	24	21.71	21.90	22.05	0	20.87	21.04	20.89	1	/	/	/	2
	12	0	20.80	20.72	20.76	1	19.44	19.66	19.71	2	/	/	/	3
	12	6	20.66	20.85	20.91	1	19.81	19.94	20.01	2	/	/	/	3
	12	13	20.65	20.95	20.88	1	19.71	20.00	20.16	2	/	/	/	3
25	0	20.76	20.79	20.92	1	19.84	19.86	20.02	2	/	/	/	3	

LTE Band / BW	RB Size	RB Offset	QPSK			3GPP MPR (dB)	16QAM			3GPP MPR (dB)	64QAM			3GPP MPR (dB)
			Low CH 20000	Mid CH 20175	High CH 20350		Low CH 20000	Mid CH 20175	High CH 20350		Low CH 20000	Mid CH 20175	High CH 20350	
			1715.0 MHz	1732.5 MHz	1750.0 MHz		1715.0 MHz	1732.5 MHz	1750.0 MHz		1715.0 MHz	1732.5 MHz	1750.0 MHz	
4 / 10M	1	0	21.52	21.50	21.58	0	20.59	20.83	20.94	1	/	/	/	2
	1	24	21.84	21.93	22.03	0	20.98	21.16	21.37	1	/	/	/	2
	1	49	21.71	21.73	21.97	0	20.74	20.94	20.83	1	/	/	/	2
	25	0	20.67	20.74	20.90	1	19.48	19.64	19.70	2	/	/	/	3
	25	12	20.66	20.80	20.92	1	19.76	19.90	20.09	2	/	/	/	3
	25	25	20.75	20.81	20.86	1	19.71	20.00	20.11	2	/	/	/	3
50	0	20.71	20.71	20.88	1	19.81	19.88	19.99	2	/	/	/	3	

Shenzhen UnionTrust Quality and Technology Co., Ltd.

Address: 16/F, Block A, Building 6, Baoneng Science and Technology Park, Qingxiang Road No.1, Longhua New District, Shenzhen, China
 Tel: +86-755-28230888 Fax: +86-755-28230886 E-mail: info@uttlab.com [Http://www.uttlab.com](http://www.uttlab.com)
 UTT-R-SAR-IEEE Std 1528-2013-V1.0

LTE Band / BW	RB Size	RB Offset	QPSK			3GPP MPR (dB)	16QAM			3GPP MPR (dB)	64QAM			3GPP MPR (dB)
			Low CH 20025	Mid CH 20175	High CH 20325		Low CH 20025	Mid CH 20175	High CH 20325		Low CH 20025	Mid CH 20175	High CH 20325	
			1717.5 MHz	1732.5 MHz	1747.5 MHz		1717.5 MHz	1732.5 MHz	1747.5 MHz		1717.5 MHz	1732.5 MHz	1747.5 MHz	
4 / 15M	1	0	21.56	21.61	21.55	0	20.49	20.85	20.90	1	/	/	/	2
	1	37	21.78	22.00	22.10	0	21.13	21.16	21.30	1	/	/	/	2
	1	74	21.53	21.85	22.10	0	20.83	20.93	20.98	1	/	/	/	2
	36	0	20.62	20.68	20.87	1	19.56	19.59	19.58	2	/	/	/	3
	36	19	20.77	20.91	20.93	1	19.81	19.87	20.09	2	/	/	/	3
	36	39	20.62	20.86	20.95	1	19.60	20.02	20.03	2	/	/	/	3
75	0	20.73	20.77	20.89	1	19.66	19.97	19.86	2	/	/	/	3	

LTE Band / BW	RB Size	RB Offset	QPSK			3GPP MPR (dB)	16QAM			3GPP MPR (dB)	64QAM			3GPP MPR (dB)
			Low CH 20050	Mid CH 20175	High CH 20300		Low CH 20050	Mid CH 20175	High CH 20300		Low CH 20050	Mid CH 20175	High CH 20300	
			1720.0 MHz	1732.5 MHz	1745.0 MHz		1720.0 MHz	1732.5 MHz	1745.0 MHz		1720.0 MHz	1732.5 MHz	1745.0 MHz	
4 / 20M	1	0	21.60	21.66	21.72	0	20.66	20.89	21.00	1	/	/	/	2
	1	50	21.95	22.05	22.14	0	21.13	21.31	21.42	1	/	/	/	2
	1	99	21.73	21.92	22.12	0	20.91	21.07	21.01	1	/	/	/	2
	50	0	20.80	20.86	20.90	1	19.57	19.72	19.74	2	/	/	/	3
	50	25	20.84	20.92	20.94	1	19.96	20.05	20.14	2	/	/	/	3
	50	50	20.76	20.96	20.98	1	19.79	20.08	20.17	2	/	/	/	3
	100	0	20.82	20.90	20.94	1	19.85	19.98	20.02	2	/	/	/	3

Shenzhen UnionTrust Quality and Technology Co., Ltd.

Address: 16/F, Block A, Building 6, Baoneng Science and Technology Park, Qingxiang Road No.1, Longhua New District, Shenzhen, China
 Tel: +86-755-28230888 Fax: +86-755-28230886 E-mail: info@uttlab.com [Http://www.uttlab.com](http://www.uttlab.com)
 UTTR-SAR-IEEE Std 1528-2013-V1.0

LTE Band / BW	RB Size	RB Offset	QPSK			3GPP MPR (dB)	16QAM			3GPP MPR (dB)	64QAM			3GPP MPR (dB)
			Low CH	Mid CH	High CH		Low CH	Mid CH	High CH		Low CH	Mid CH	High CH	
			20407	20525	20643		20407	20525	20643		20407	20525	20643	
			824.7 MHz	836.5 MHz	848.3 MHz		824.7 MHz	836.5 MHz	848.3 MHz		824.7 MHz	836.5 MHz	848.3 MHz	
5 / 1.4M	1	0	23.83	23.82	23.74	0	22.85	23.20	22.88	1	/	/	/	2
	1	2	24.01	23.92	24.00	0	22.84	23.43	22.93	1	/	/	/	2
	1	5	23.71	23.81	23.93	0	22.74	23.25	22.76	1	/	/	/	2
	3	0	23.98	23.82	24.07	0	23.03	22.97	23.02	1	/	/	/	2
	3	1	24.06	23.93	23.85	0	23.08	23.05	23.04	1	/	/	/	2
	3	3	23.90	23.92	23.96	0	23.09	23.02	22.93	1	/	/	/	2
	6	0	22.94	22.84	23.00	1	21.97	21.95	22.05	2	/	/	/	3

LTE Band / BW	RB Size	RB Offset	QPSK			3GPP MPR (dB)	16QAM			3GPP MPR (dB)	64QAM			3GPP MPR (dB)
			Low CH	Mid CH	High CH		Low CH	Mid CH	High CH		Low CH	Mid CH	High CH	
			20415	20525	20635		20415	20525	20635		20415	20525	20635	
			825.5 MHz	836.5 MHz	847.5 MHz		825.5 MHz	836.5 MHz	847.5 MHz		825.5 MHz	836.5 MHz	847.5 MHz	
5 / 3M	1	0	23.84	23.85	23.79	0	22.76	23.12	22.85	1	/	/	/	2
	1	7	24.00	24.06	24.05	0	22.95	23.35	22.85	1	/	/	/	2
	1	14	23.88	23.90	23.79	0	22.71	23.23	22.93	1	/	/	/	2
	8	0	23.00	22.98	23.06	1	22.00	21.98	22.07	2	/	/	/	3
	8	3	23.00	22.94	22.88	1	22.09	22.01	22.07	2	/	/	/	3
	8	7	22.97	22.96	23.04	1	22.09	22.01	22.02	2	/	/	/	3
	15	0	22.98	22.91	23.00	1	21.93	21.90	22.04	2	/	/	/	3

LTE Band / BW	RB Size	RB Offset	QPSK			3GPP MPR (dB)	16QAM			3GPP MPR (dB)	64QAM			3GPP MPR (dB)
			Low CH	Mid CH	High CH		Low CH	Mid CH	High CH		Low CH	Mid CH	High CH	
			20425	20525	20625		20425	20525	20625		20425	20525	20625	
			826.5 MHz	836.5 MHz	846.5 MHz		826.5 MHz	836.5 MHz	846.5 MHz		826.5 MHz	836.5 MHz	846.5 MHz	
5 / 5M	1	0	23.90	23.81	23.82	0	22.76	23.26	22.80	1	/	/	/	2
	1	12	23.99	24.10	24.13	0	22.77	23.29	22.92	1	/	/	/	2
	1	24	23.70	23.94	23.88	0	22.81	23.22	22.89	1	/	/	/	2
	12	0	22.88	22.87	23.06	1	21.99	21.99	22.01	2	/	/	/	3
	12	6	22.96	22.88	22.83	1	22.00	21.94	21.99	2	/	/	/	3
	12	13	22.96	22.92	23.00	1	22.09	22.03	22.04	2	/	/	/	3
	25	0	23.05	22.95	22.96	1	21.89	21.96	21.92	2	/	/	/	3

LTE Band / BW	RB Size	RB Offset	QPSK			3GPP MPR (dB)	16QAM			3GPP MPR (dB)	64QAM			3GPP MPR (dB)
			Low CH	Mid CH	High CH		Low CH	Mid CH	High CH		Low CH	Mid CH	High CH	
			20450	20525	20600		20450	20525	20600		20450	20525	20600	
			829.0 MHz	836.5 MHz	844.0 MHz		829.0 MHz	836.5 MHz	844.0 MHz		829.0 MHz	836.5 MHz	844.0 MHz	
5 / 10M	1	0	23.94	23.95	23.90	0	22.88	23.29	22.98	1	/	/	/	2
	1	24	24.18	24.11	24.16	0	22.95	23.44	22.97	1	/	/	/	2
	1	49	23.90	23.96	23.95	0	22.87	23.28	22.96	1	/	/	/	2
	25	0	23.02	22.98	23.07	1	22.07	22.06	22.16	2	/	/	/	3
	25	12	23.09	23.08	23.00	1	22.13	22.08	22.12	2	/	/	/	3
	25	25	23.07	23.01	23.04	1	22.11	22.09	22.12	2	/	/	/	3
	50	0	23.08	23.03	23.06	1	22.04	22.03	22.07	2	/	/	/	3

Shenzhen UnionTrust Quality and Technology Co., Ltd.

Address: 16/F, Block A, Building 6, Baoneng Science and Technology Park, Qingxiang Road No.1, Longhua New District, Shenzhen, China
 Tel: +86-755-28230888 Fax: +86-755-28230886 E-mail: info@uttlab.com [Http://www.uttlab.com](http://www.uttlab.com)
 UTR-SAR-IEEE Std 1528-2013-V1.0

LTE Band / BW	RB Size	RB Offset	QPSK			3GPP MPR (dB)	16QAM			3GPP MPR (dB)	64QAM			3GPP MPR (dB)
			Low CH	Mid CH	High CH		Low CH	Mid CH	High CH		Low CH	Mid CH	High CH	
			20775	21100	21425		20775	21100	21425		20775	21100	21425	
7 / 5M	1	0	21.79	21.81	21.86	0	21.38	21.29	21.26	1	/	/	/	2
	1	12	22.18	22.33	22.08	0	21.63	21.67	21.70	1	/	/	/	2
	1	24	21.86	21.81	21.99	0	21.35	21.34	21.51	1	/	/	/	2
	12	0	20.97	21.00	21.04	1	20.03	20.13	20.05	2	/	/	/	3
	12	6	21.12	20.99	20.99	1	20.02	20.21	20.03	2	/	/	/	3
	12	13	21.07	20.96	20.86	1	20.01	19.95	20.09	2	/	/	/	3
	25	0	21.01	21.05	21.01	1	20.05	20.00	20.00	2	/	/	/	3

LTE Band / BW	RB Size	RB Offset	QPSK			3GPP MPR (dB)	16QAM			3GPP MPR (dB)	64QAM			3GPP MPR (dB)
			Low CH	Mid CH	High CH		Low CH	Mid CH	High CH		Low CH	Mid CH	High CH	
			20800	21100	21400		20800	21100	21400		20800	21100	21400	
7 / 10M	1	0	21.89	21.97	21.93	0	21.22	21.27	21.34	1	/	/	/	2
	1	24	22.17	22.21	22.15	0	21.60	21.64	21.66	1	/	/	/	2
	1	49	21.75	21.91	21.91	0	21.40	21.16	21.51	1	/	/	/	2
	25	0	20.92	21.07	21.12	1	20.11	20.04	20.02	2	/	/	/	3
	25	12	21.15	20.99	21.08	1	19.98	20.15	20.08	2	/	/	/	3
	25	25	21.04	21.07	20.91	1	20.05	20.09	20.01	2	/	/	/	3
	50	0	21.08	21.02	21.10	1	19.99	20.02	20.03	2	/	/	/	3

LTE Band / BW	RB Size	RB Offset	QPSK			3GPP MPR (dB)	16QAM			3GPP MPR (dB)	64QAM			3GPP MPR (dB)
			Low CH	Mid CH	High CH		Low CH	Mid CH	High CH		Low CH	Mid CH	High CH	
			20825	21100	21375		20825	21100	21375		20825	21100	21375	
7 / 15M	1	0	21.88	21.86	21.81	0	21.29	21.42	21.26	1	/	/	/	2
	1	37	22.04	22.38	22.13	0	21.62	21.53	21.80	1	/	/	/	2
	1	74	21.87	21.94	22.02	0	21.32	21.23	21.46	1	/	/	/	2
	36	0	21.03	21.07	20.97	1	20.09	20.15	20.10	2	/	/	/	3
	36	19	21.17	21.07	21.05	1	20.03	20.13	20.02	2	/	/	/	3
	36	39	21.02	21.02	20.98	1	20.14	19.96	20.04	2	/	/	/	3
	75	0	21.07	20.98	21.11	1	20.10	20.07	20.08	2	/	/	/	3

LTE Band / BW	RB Size	RB Offset	QPSK			3GPP MPR (dB)	16QAM			3GPP MPR (dB)	64QAM			3GPP MPR (dB)
			Low CH	Mid CH	High CH		Low CH	Mid CH	High CH		Low CH	Mid CH	High CH	
			20850	21100	21350		20850	21100	21350		20850	21100	21350	
7 / 20M	1	0	21.92	21.99	22.01	0	21.41	21.42	21.42	1	/	/	/	2
	1	50	22.22	22.39	22.24	0	21.73	21.71	21.83	1	/	/	/	2
	1	99	21.93	21.99	22.03	0	21.44	21.35	21.52	1	/	/	/	2
	50	0	21.10	21.20	21.16	1	20.19	20.21	20.20	2	/	/	/	3
	50	25	21.19	21.17	21.14	1	20.17	20.23	20.18	2	/	/	/	3
	50	50	21.14	21.10	21.03	1	20.20	20.11	20.12	2	/	/	/	3
	100	0	21.11	21.15	21.12	1	20.10	20.20	20.13	2	/	/	/	3

Shenzhen UnionTrust Quality and Technology Co., Ltd.

LTE Band / BW	RB Size	RB Offset	QPSK			3GPP MPR (dB)	16QAM			3GPP MPR (dB)	64QAM			3GPP MPR (dB)
			Low CH	Mid CH	High CH		Low CH	Mid CH	High CH		Low CH	Mid CH	High CH	
			23017	23095	23173		23017	23095	23173		23017	23095	23173	
			699.7 MHz	707.5 MHz	715.3 MHz		699.7 MHz	707.5 MHz	715.3 MHz		699.7 MHz	707.5 MHz	715.3 MHz	
12 / 1.4M	1	0	24.09	23.99	24.00	0	22.84	23.34	23.01	1	/	/	/	2
	1	2	24.24	24.18	24.17	0	23.13	23.28	23.15	1	/	/	/	2
	1	5	24.07	23.90	24.02	0	23.04	23.31	22.98	1	/	/	/	2
	3	0	24.05	24.09	23.94	0	23.08	23.21	23.20	1	/	/	/	2
	3	1	24.14	24.17	24.03	0	23.15	23.15	23.21	1	/	/	/	2
	3	3	24.24	24.12	24.00	0	23.09	23.30	23.07	1	/	/	/	2
	6	0	23.06	23.13	23.05	1	22.22	22.22	22.12	2	/	/	/	3

LTE Band / BW	RB Size	RB Offset	QPSK			3GPP MPR (dB)	16QAM			3GPP MPR (dB)	64QAM			3GPP MPR (dB)
			Low CH	Mid CH	High CH		Low CH	Mid CH	High CH		Low CH	Mid CH	High CH	
			23025	23095	23165		23025	23095	23165		23025	23095	23165	
			700.5 MHz	707.5 MHz	714.5 MHz		700.5 MHz	707.5 MHz	714.5 MHz		700.5 MHz	707.5 MHz	714.5 MHz	
12 / 3M	1	0	24.07	23.93	23.89	0	22.87	23.38	23.01	1	/	/	/	2
	1	7	24.15	24.22	24.06	0	23.16	23.37	23.17	1	/	/	/	2
	1	14	24.10	23.96	24.12	0	22.96	23.42	23.16	1	/	/	/	2
	8	0	23.06	23.19	23.11	1	22.14	22.12	22.10	2	/	/	/	3
	8	3	23.10	23.18	23.17	1	22.22	22.15	22.22	2	/	/	/	3
	8	7	23.14	23.02	22.98	1	22.11	22.22	22.14	2	/	/	/	3
	15	0	23.11	23.18	23.08	1	22.23	22.21	21.98	2	/	/	/	3

LTE Band / BW	RB Size	RB Offset	QPSK			3GPP MPR (dB)	16QAM			3GPP MPR (dB)	64QAM			3GPP MPR (dB)
			Low CH	Mid CH	High CH		Low CH	Mid CH	High CH		Low CH	Mid CH	High CH	
			23035	23095	23155		23035	23095	23155		23035	23095	23155	
			701.5 MHz	707.5 MHz	713.5 MHz		701.5 MHz	707.5 MHz	713.5 MHz		701.5 MHz	707.5 MHz	713.5 MHz	
12 / 5M	1	0	24.07	23.93	24.05	0	22.94	23.29	23.01	1	/	/	/	2
	1	12	24.18	24.23	24.15	0	23.16	23.29	23.17	1	/	/	/	2
	1	24	23.98	23.85	24.14	0	22.90	23.29	23.01	1	/	/	/	2
	12	0	23.16	23.15	22.96	1	22.13	22.19	22.08	2	/	/	/	3
	12	6	23.05	23.11	23.01	1	22.19	22.22	22.29	2	/	/	/	3
	12	13	23.08	23.17	22.86	1	22.10	22.12	22.11	2	/	/	/	3
	25	0	23.19	23.21	22.95	1	22.13	22.19	22.05	2	/	/	/	3

LTE Band / BW	RB Size	RB Offset	QPSK			3GPP MPR (dB)	16QAM			3GPP MPR (dB)	64QAM			3GPP MPR (dB)
			Low CH	Mid CH	High CH		Low CH	Mid CH	High CH		Low CH	Mid CH	High CH	
			23060	23095	23130		23060	23095	23130		23060	23095	23130	
			704.0 MHz	707.5 MHz	711.0 MHz		704.0 MHz	707.5 MHz	711.0 MHz		704.0 MHz	707.5 MHz	711.0 MHz	
12 / 10M	1	0	24.13	24.09	24.09	0	23.01	23.41	23.10	1	/	/	/	2
	1	24	24.30	24.28	24.23	0	23.22	23.39	23.21	1	/	/	/	2
	1	49	24.15	24.05	24.17	0	23.04	23.45	23.17	1	/	/	/	2
	25	0	23.18	23.21	23.12	1	22.28	22.27	22.22	2	/	/	/	3
	25	12	23.19	23.22	23.19	1	22.28	22.29	22.30	2	/	/	/	3
	25	25	23.28	23.21	23.00	1	22.27	22.32	22.14	2	/	/	/	3
	50	0	23.20	23.25	23.08	1	22.25	22.37	22.14	2	/	/	/	3

Shenzhen UnionTrust Quality and Technology Co., Ltd.

Address: 16/F, Block A, Building 6, Baoneng Science and Technology Park, Qingxiang Road No.1, Longhua New District, Shenzhen, China
 Tel: +86-755-28230888 Fax: +86-755-28230886 E-mail: info@uttlab.com [Http://www.uttlab.com](http://www.uttlab.com)
 UTR-SAR-IEEE Std 1528-2013-V1.0

LTE Band / BW	RB Size	RB Offset	QPSK			3GPP MPR (dB)	16QAM			3GPP MPR (dB)	64QAM			3GPP MPR (dB)
			Low CH	Mid CH	High CH		Low CH	Mid CH	High CH		Low CH	Mid CH	High CH	
			23305	23330	23355		23305	23330	23355		23305	23330	23355	
			790.5 MHz	793.0 MHz	795.5 MHz		790.5 MHz	793.0 MHz	795.5 MHz		790.5 MHz	793.0 MHz	795.5 MHz	
14 / 5M	1	0	24.21	24.13	24.20	0	23.36	23.63	23.20	1	/	/	/	2
	1	12	24.39	24.42	24.47	0	23.55	23.89	23.50	1	/	/	/	2
	1	24	24.19	24.15	24.22	0	23.32	23.64	23.26	1	/	/	/	2
	12	0	23.31	23.27	23.29	1	22.37	22.37	22.30	2	/	/	/	3
	12	6	23.31	23.35	23.35	1	22.38	22.44	22.33	2	/	/	/	3
	12	13	23.25	23.28	23.21	1	22.32	22.38	22.21	2	/	/	/	3
	25	0	23.29	23.27	23.23	1	22.33	22.35	22.19	2	/	/	/	3

LTE Band / BW	RB Size	RB Offset	QPSK	3GPP MPR (dB)	16QAM	3GPP MPR (dB)	64QAM	3GPP MPR (dB)
			Mid CH 23330		Mid CH 23330		Mid CH 23330	
			793.0 MHz		793.0 MHz		793.0 MHz	
14 / 10M	1	0	24.15	0	23.45	1	/	2
	1	24	24.42	0	23.60	1	/	2
	1	49	24.19	0	23.51	1	/	2
	25	0	23.22	1	22.24	2	/	3
	25	12	23.25	1	22.23	2	/	3
	25	25	23.18	1	22.19	2	/	3
	50	0	23.21	1	22.17	2	/	3

LTE Band / BW	RB Size	RB Offset	QPSK			3GPP MPR (dB)	16QAM			3GPP MPR (dB)	64QAM			3GPP MPR (dB)
			Low CH	Mid CH	High CH		Low CH	Mid CH	High CH		Low CH	Mid CH	High CH	
			23755	23790	23825		23755	23790	23825		23755	23790	23825	
			706.5 MHz	710.0 MHz	713.5 MHz		706.5 MHz	710.0 MHz	713.5 MHz		706.5 MHz	710.0 MHz	713.5 MHz	
17 / 5M	1	0	23.96	24.11	24.19	0	23.37	23.16	22.93	1	/	/	/	2
	1	12	24.18	24.14	24.19	0	23.53	23.06	23.08	1	/	/	/	2
	1	24	23.93	24.14	24.16	0	23.37	22.97	23.03	1	/	/	/	2
	12	0	23.08	23.13	22.97	1	22.12	22.27	22.10	2	/	/	/	3
	12	6	23.07	23.15	23.08	1	22.20	22.23	22.04	2	/	/	/	3
	12	13	23.08	23.01	23.00	1	22.15	22.19	22.06	2	/	/	/	3
	25	0	23.11	23.05	23.03	1	22.15	22.08	22.07	2	/	/	/	3

LTE Band / BW	RB Size	RB Offset	QPSK			3GPP MPR (dB)	16QAM			3GPP MPR (dB)	64QAM			3GPP MPR (dB)
			Low CH	Mid CH	High CH		Low CH	Mid CH	High CH		Low CH	Mid CH	High CH	
			23780	23790	23800		23780	23790	23800		23780	23790	23800	
			709.0 MHz	710.0 MHz	711.0 MHz		709.0 MHz	710.0 MHz	711.0 MHz		709.0 MHz	710.0 MHz	711.0 MHz	
17 / 10M	1	0	24.10	24.14	24.19	0	23.46	23.17	23.07	1	/	/	/	2
	1	24	24.32	24.29	24.26	0	23.58	23.22	23.13	1	/	/	/	2
	1	49	24.13	24.15	24.18	0	23.46	23.15	23.03	1	/	/	/	2
	25	0	23.17	23.13	23.15	1	22.25	22.27	22.16	2	/	/	/	3
	25	12	23.22	23.20	23.18	1	22.24	22.25	22.21	2	/	/	/	3
	25	25	23.17	23.09	23.03	1	22.21	22.20	22.08	2	/	/	/	3
	50	0	23.20	23.13	23.09	1	22.25	22.15	22.11	2	/	/	/	3

Shenzhen UnionTrust Quality and Technology Co., Ltd.

Address: 16/F, Block A, Building 6, Baoneng Science and Technology Park, Qingxiang Road No.1, Longhua New District, Shenzhen, China
 Tel: +86-755-28230888 Fax: +86-755-28230886 E-mail: info@uttlab.com [Http://www.uttlab.com](http://www.uttlab.com)
 UTTR-SAR-IEEE Std 1528-2013-V1.0

LTE Band / BW	RB Size	RB Offset	QPSK			3GPP MPR (dB)	16QAM			3GPP MPR (dB)	64QAM			3GPP MPR (dB)
			Low CH 26047	Mid CH 26365	High CH 26683		Low CH 26047	Mid CH 26365	High CH 26683		Low CH 26047	Mid CH 26365	High CH 26683	
			1850.7 MHz	1882.5 MHz	1914.3 MHz		1850.7 MHz	1882.5 MHz	1914.3 MHz		1850.7 MHz	1882.5 MHz	1914.3 MHz	
25 / 1.4M	1	0	24.03	24.10	23.93	0	23.59	23.54	23.47	1	/	/	/	2
	1	2	24.34	24.04	24.20	0	23.76	23.75	23.49	1	/	/	/	2
	1	5	23.92	23.99	23.91	0	23.52	23.41	23.32	1	/	/	/	2
	3	0	24.50	24.02	24.14	0	23.48	23.25	23.13	1	/	/	/	2
	3	1	24.22	24.27	24.04	0	23.44	23.26	23.17	1	/	/	/	2
	3	3	24.40	23.92	23.87	0	23.29	23.04	22.94	1	/	/	/	2
6	0	23.47	22.93	23.07	1	22.60	21.99	21.99	2	/	/	/	3	

LTE Band / BW	RB Size	RB Offset	QPSK			3GPP MPR (dB)	16QAM			3GPP MPR (dB)	64QAM			3GPP MPR (dB)
			Low CH 26055	Mid CH 26365	High CH 26675		Low CH 26055	Mid CH 26365	High CH 26675		Low CH 26055	Mid CH 26365	High CH 26675	
			1851.5 MHz	1882.5 MHz	1913.5 MHz		1851.5 MHz	1882.5 MHz	1913.5 MHz		1851.5 MHz	1882.5 MHz	1913.5 MHz	
25 / 3M	1	0	24.02	24.09	23.97	0	23.50	23.43	23.47	1	/	/	/	2
	1	7	24.49	24.12	24.31	0	23.80	23.73	23.61	1	/	/	/	2
	1	14	24.09	23.98	24.02	0	23.46	23.40	23.33	1	/	/	/	2
	8	0	23.51	23.10	22.97	1	22.45	22.16	22.06	2	/	/	/	3
	8	3	23.21	23.21	23.09	1	22.37	22.27	22.22	2	/	/	/	3
	8	7	23.42	22.99	23.04	1	22.37	22.09	21.94	2	/	/	/	3
15	0	23.37	23.07	23.05	1	22.56	22.01	22.08	2	/	/	/	3	

LTE Band / BW	RB Size	RB Offset	QPSK			3GPP MPR (dB)	16QAM			3GPP MPR (dB)	64QAM			3GPP MPR (dB)
			Low CH 26065	Mid CH 26365	High CH 26665		Low CH 26065	Mid CH 26365	High CH 26665		Low CH 26065	Mid CH 26365	High CH 26665	
			1852.5 MHz	1882.5 MHz	1912.5 MHz		1852.5 MHz	1882.5 MHz	1912.5 MHz		1852.5 MHz	1882.5 MHz	1912.5 MHz	
25 / 5M	1	0	24.07	24.14	23.99	0	23.64	23.60	23.46	1	/	/	/	2
	1	12	24.50	24.05	24.23	0	23.80	23.82	23.63	1	/	/	/	2
	1	24	23.94	23.99	23.90	0	23.56	23.51	23.14	1	/	/	/	2
	12	0	23.56	23.10	23.07	1	22.46	22.07	22.18	2	/	/	/	3
	12	6	23.30	23.15	23.21	1	22.33	22.18	22.14	2	/	/	/	3
	12	13	23.26	23.05	23.03	1	22.34	21.97	21.96	2	/	/	/	3
25	0	23.39	23.07	23.02	1	22.46	22.08	22.06	2	/	/	/	3	

LTE Band / BW	RB Size	RB Offset	QPSK			3GPP MPR (dB)	16QAM			3GPP MPR (dB)	64QAM			3GPP MPR (dB)
			Low CH 26090	Mid CH 26365	High CH 26640		Low CH 26090	Mid CH 26365	High CH 26640		Low CH 26090	Mid CH 26365	High CH 26640	
			1855.0 MHz	1882.5 MHz	1910.0 MHz		1855.0 MHz	1882.5 MHz	1910.0 MHz		1855.0 MHz	1882.5 MHz	1910.0 MHz	
25 / 10M	1	0	24.12	24.13	23.90	0	23.65	23.48	23.46	1	/	/	/	2
	1	24	24.35	24.15	24.28	0	23.71	23.67	23.51	1	/	/	/	2
	1	49	23.99	23.94	23.88	0	23.59	23.38	23.24	1	/	/	/	2
	25	0	23.59	23.13	23.08	1	22.50	22.16	22.12	2	/	/	/	3
	25	12	23.33	23.15	23.13	1	22.43	22.27	22.22	2	/	/	/	3
	25	25	23.36	23.02	23.05	1	22.26	21.95	21.87	2	/	/	/	3
50	0	23.37	22.96	23.00	1	22.54	22.03	21.98	2	/	/	/	3	

Shenzhen UnionTrust Quality and Technology Co., Ltd.

Address: 16/F, Block A, Building 6, Baoneng Science and Technology Park, Qingxiang Road No.1, Longhua New District, Shenzhen, China
 Tel: +86-755-28230888 Fax: +86-755-28230886 E-mail: info@uttlab.com [Http://www.uttlab.com](http://www.uttlab.com)
 UTR-SAR-IEEE Std 1528-2013-V1.0

LTE Band / BW	RB Size	RB Offset	QPSK			3GPP MPR (dB)	16QAM			3GPP MPR (dB)	64QAM			3GPP MPR (dB)
			Low CH	Mid CH	High CH		Low CH	Mid CH	High CH		Low CH	Mid CH	High CH	
			26115	26365	26615		26115	26365	26615		26115	26365	26615	
25 / 15M	1	0	24.02	24.02	23.92	0	23.52	23.52	23.49	1	/	/	/	2
	1	37	24.39	24.21	24.32	0	23.78	23.77	23.50	1	/	/	/	2
	1	74	24.02	23.89	23.89	0	23.57	23.45	23.30	1	/	/	/	2
	36	0	23.48	23.01	23.16	1	22.56	22.22	22.11	2	/	/	/	3
	36	19	23.25	23.18	23.21	1	22.38	22.24	22.17	2	/	/	/	3
	36	39	23.36	22.91	22.91	1	22.35	22.08	21.82	2	/	/	/	3
75	0	23.51	22.99	23.05	1	22.58	22.00	22.03	2	/	/	/	3	

LTE Band / BW	RB Size	RB Offset	QPSK			3GPP MPR (dB)	16QAM			3GPP MPR (dB)	64QAM			3GPP MPR (dB)
			Low CH	Mid CH	High CH		Low CH	Mid CH	High CH		Low CH	Mid CH	High CH	
			26140	26365	26590		26140	26365	26590		26140	26365	26590	
25 / 20M	1	0	24.18	24.17	24.09	0	23.68	23.63	23.53	1	/	/	/	2
	1	50	24.50	24.24	24.37	0	23.88	23.82	23.65	1	/	/	/	2
	1	99	24.12	24.07	24.06	0	23.63	23.53	23.34	1	/	/	/	2
	50	0	23.60	23.18	23.16	1	22.61	22.27	22.20	2	/	/	/	3
	50	25	23.36	23.29	23.22	1	22.47	22.36	22.25	2	/	/	/	3
	50	50	23.43	23.06	23.07	1	22.41	22.12	22.01	2	/	/	/	3
100	0	23.53	23.11	23.15	1	22.61	22.17	22.16	2	/	/	/	3	

LTE Band / BW	RB Size	RB Offset	QPSK			3GPP MPR (dB)	16QAM			3GPP MPR (dB)	64QAM			3GPP MPR (dB)
			Low CH	Mid CH	High CH		Low CH	Mid CH	High CH		Low CH	Mid CH	High CH	
			26697	26865	27033		26697	26865	27033		26697	26865	27033	
			814.7 MHz	831.5 MHz	848.3 MHz		814.7 MHz	831.5 MHz	848.3 MHz		814.7 MHz	831.5 MHz	848.3 MHz	
26 / 1.4M	1	0	23.74	23.67	23.71	0	22.60	23.06	23.15	1	/	/	/	2
	1	2	24.05	23.97	23.99	0	22.97	23.19	23.29	1	/	/	/	2
	1	5	23.69	23.77	23.64	0	22.66	23.15	23.01	1	/	/	/	2
	3	0	23.89	23.84	24.00	0	22.79	22.85	22.89	1	/	/	/	2
	3	1	23.80	23.86	23.95	0	22.91	23.01	22.85	1	/	/	/	2
	3	3	23.94	23.92	24.00	0	22.87	22.89	22.81	1	/	/	/	2
	6	0	22.88	22.84	22.92	1	21.82	21.92	21.85	2	/	/	/	3

LTE Band / BW	RB Size	RB Offset	QPSK			3GPP MPR (dB)	16QAM			3GPP MPR (dB)	64QAM			3GPP MPR (dB)
			Low CH	Mid CH	High CH		Low CH	Mid CH	High CH		Low CH	Mid CH	High CH	
			26705	26865	27025		26705	26865	27025		26705	26865	27025	
			815.5 MHz	831.5 MHz	847.5 MHz		815.5 MHz	831.5 MHz	847.5 MHz		815.5 MHz	831.5 MHz	847.5 MHz	
26 / 3M	1	0	23.71	23.81	23.70	0	22.71	23.10	23.16	1	/	/	/	2
	1	7	23.99	24.10	23.92	0	22.99	23.29	23.23	1	/	/	/	2
	1	14	23.63	23.64	23.66	0	22.51	23.13	23.11	1	/	/	/	2
	8	0	22.83	22.90	22.88	1	21.82	21.71	21.81	2	/	/	/	3
	8	3	22.91	22.83	23.05	1	21.94	21.94	21.99	2	/	/	/	3
	8	7	22.99	22.97	22.84	1	21.74	21.92	21.82	2	/	/	/	3
	15	0	22.84	22.96	22.78	1	21.92	21.84	21.78	2	/	/	/	3

LTE Band / BW	RB Size	RB Offset	QPSK			3GPP MPR (dB)	16QAM			3GPP MPR (dB)	64QAM			3GPP MPR (dB)
			Low CH	Mid CH	High CH		Low CH	Mid CH	High CH		Low CH	Mid CH	High CH	
			26715	26865	27015		26715	26865	27015		26715	26865	27015	
			816.5 MHz	831.5 MHz	846.5 MHz		816.5 MHz	831.5 MHz	846.5 MHz		816.5 MHz	831.5 MHz	846.5 MHz	
26 / 5M	1	0	23.65	23.84	23.62	0	22.73	23.06	23.22	1	/	/	/	2
	1	12	23.92	23.95	23.99	0	22.87	23.25	23.30	1	/	/	/	2
	1	24	23.78	23.65	23.75	0	22.54	23.20	23.19	1	/	/	/	2
	12	0	22.73	22.84	22.88	1	21.73	21.86	21.79	2	/	/	/	3
	12	6	22.93	22.99	22.88	1	21.89	21.86	21.92	2	/	/	/	3
	12	13	22.86	22.87	23.00	1	21.76	21.90	21.86	2	/	/	/	3
	25	0	22.95	22.98	22.90	1	21.88	21.87	21.86	2	/	/	/	3

LTE Band / BW	RB Size	RB Offset	QPSK			3GPP MPR (dB)	16QAM			3GPP MPR (dB)	64QAM			3GPP MPR (dB)
			Low CH	Mid CH	High CH		Low CH	Mid CH	High CH		Low CH	Mid CH	High CH	
			26740	26865	26990		26740	26865	26990		26740	26865	26990	
			819.0 MHz	831.5 MHz	844.0 MHz		819.0 MHz	831.5 MHz	844.0 MHz		819.0 MHz	831.5 MHz	844.0 MHz	
26 / 10M	1	0	23.75	23.77	23.68	0	22.55	23.05	23.21	1	/	/	/	2
	1	24	24.06	23.93	23.88	0	22.81	23.20	23.24	1	/	/	/	2
	1	49	23.63	23.73	23.63	0	22.60	23.12	23.03	1	/	/	/	2
	25	0	22.77	22.91	22.93	1	21.82	21.71	21.78	2	/	/	/	3
	25	12	22.87	22.89	22.89	1	21.93	21.91	21.89	2	/	/	/	3
	25	25	22.95	23.03	23.00	1	21.79	22.04	21.83	2	/	/	/	3
	50	0	22.81	22.97	22.80	1	21.77	21.97	21.90	2	/	/	/	3

Shenzhen UnionTrust Quality and Technology Co., Ltd.

Address: 16/F, Block A, Building 6, Baoneng Science and Technology Park, Qingxiang Road No.1, Longhua New District, Shenzhen, China
 Tel: +86-755-28230888 Fax: +86-755-28230886 E-mail: info@uttlab.com [Http://www.uttlab.com](http://www.uttlab.com)
 UTR-SAR-IEEE Std 1528-2013-V1.0

LTE Band / BW	RB Size	RB Offset	QPSK			3GPP MPR (dB)	16QAM			3GPP MPR (dB)	64QAM			3GPP MPR (dB)
			Low CH 26765	Mid CH 26865	High CH 26965		Low CH 26765	Mid CH 26865	High CH 26965		Low CH 26765	Mid CH 26865	High CH 26965	
			821.5 MHz	831.5 MHz	841.5 MHz		821.5 MHz	831.5 MHz	841.5 MHz		821.5 MHz	831.5 MHz	841.5 MHz	
26 / 15M	1	0	23.84	23.86	23.82	0	22.74	23.18	23.23	1	/	/	/	2
	1	37	24.09	24.11	24.08	0	23.00	23.35	23.32	1	/	/	/	2
	1	74	23.80	23.82	23.83	0	22.68	23.21	23.19	1	/	/	/	2
	36	0	22.92	23.00	23.04	1	21.90	21.90	21.91	2	/	/	/	3
	36	19	23.00	23.02	23.06	1	21.94	22.03	21.99	2	/	/	/	3
	36	39	23.02	23.05	23.02	1	21.91	22.06	21.93	2	/	/	/	3
75	0	22.96	23.00	22.98	1	21.97	22.00	21.96	2	/	/	/	3	

LTE Band / BW	RB Size	RB Offset	QPSK			3GPP MPR (dB)	16QAM			3GPP MPR (dB)	64QAM			3GPP MPR (dB)
			Low CH 27685	Mid CH 27710	High CH 27735		Low CH 27685	Mid CH 27710	High CH 27735		Low CH 27685	Mid CH 27710	High CH 27735	
			2307.5 MHz	2310.0 MHz	2312.5 MHz		2307.5 MHz	2310.0 MHz	2312.5 MHz		2307.5 MHz	2310.0 MHz	2312.5 MHz	
30 / 5M	1	0	21.89	21.86	21.89	0	21.21	21.31	21.24	1	/	/	/	2
	1	12	22.06	22.15	22.12	0	21.46	21.30	21.36	1	/	/	/	2
	1	24	21.86	21.93	21.90	0	21.42	21.39	21.32	1	/	/	/	2
	12	0	20.98	21.03	21.06	1	20.00	20.07	20.16	2	/	/	/	3
	12	6	21.06	21.00	21.11	1	20.12	20.04	20.01	2	/	/	/	3
	12	13	20.67	20.78	20.86	1	19.99	19.82	19.96	2	/	/	/	3
25	0	20.82	20.89	20.92	1	20.10	20.03	20.09	2	/	/	/	3	

LTE Band / BW	RB Size	RB Offset	QPSK	3GPP MPR (dB)	16QAM	3GPP MPR (dB)	64QAM	3GPP MPR (dB)
			Mid CH 27710		Mid CH 27710		Mid CH 27710	
			2310.0 MHz		2310.0 MHz		2310.0 MHz	
30 / 10M	1	0	22.01	0	21.46	1	/	2
	1	24	22.24	0	21.41	1	/	2
	1	49	21.95	0	21.48	1	/	2
	25	0	21.07	1	20.16	2	/	3
	25	12	21.12	1	20.10	2	/	3
	25	25	20.89	1	20.01	2	/	3
50	0	21.03	1	20.04	2	/	3	

Shenzhen UnionTrust Quality and Technology Co., Ltd.

LTE Band / BW	RB Size	RB Offset	QPSK			3GPP MPR (dB)	16QAM			3GPP MPR (dB)	64QAM			3GPP MPR (dB)
			Low CH	Mid CH	High CH		Low CH	Mid CH	High CH		Low CH	Mid CH	High CH	
			39675	40620	41565		39675	40620	41565		39675	40620	41565	
			2498.5 MHz	2593.0 MHz	2687.5 MHz		2498.5 MHz	2593.0 MHz	2687.5 MHz		2498.5 MHz	2593.0 MHz	2687.5 MHz	
41 / 5M	1	0	22.32	22.36	21.55	0	21.33	21.80	21.77	1	/	/	/	2
	1	12	22.63	22.75	22.81	0	21.79	22.09	22.18	1	/	/	/	2
	1	24	22.29	22.54	22.44	0	21.50	21.86	21.88	1	/	/	/	2
	12	0	21.43	21.64	21.58	1	20.39	20.68	20.54	2	/	/	/	3
	12	6	21.42	21.68	21.80	1	20.46	20.69	20.54	2	/	/	/	3
	12	13	21.23	21.64	21.79	1	20.36	20.52	20.62	2	/	/	/	3
	25	0	21.44	21.59	21.62	1	20.44	20.45	20.67	2	/	/	/	3

LTE Band / BW	RB Size	RB Offset	QPSK			3GPP MPR (dB)	16QAM			3GPP MPR (dB)	64QAM			3GPP MPR (dB)
			Low CH	Mid CH	High CH		Low CH	Mid CH	High CH		Low CH	Mid CH	High CH	
			39700	40620	41540		39700	40620	41540		39700	40620	41540	
			2501.0 MHz	2593.0 MHz	2685.0 MHz		2501.0 MHz	2593.0 MHz	2685.0 MHz		2501.0 MHz	2593.0 MHz	2685.0 MHz	
41 / 10M	1	0	22.34	22.51	21.64	0	21.38	21.75	21.75	1	/	/	/	2
	1	24	22.73	22.86	22.97	0	21.63	21.95	22.12	1	/	/	/	2
	1	49	22.35	22.73	22.51	0	21.47	21.90	21.70	1	/	/	/	2
	25	0	21.40	21.62	21.66	1	20.46	20.65	20.62	2	/	/	/	3
	25	12	21.40	21.61	21.73	1	20.46	20.65	20.69	2	/	/	/	3
	25	25	21.19	21.51	21.64	1	20.27	20.55	20.67	2	/	/	/	3
	50	0	21.28	21.52	21.59	1	20.39	20.43	20.66	2	/	/	/	3

LTE Band / BW	RB Size	RB Offset	QPSK			3GPP MPR (dB)	16QAM			3GPP MPR (dB)	64QAM			3GPP MPR (dB)
			Low CH	Mid CH	High CH		Low CH	Mid CH	High CH		Low CH	Mid CH	High CH	
			39725	40620	41515		39725	40620	41515		39725	40620	41515	
			2503.5 MHz	2593.0 MHz	2682.5 MHz		2503.5 MHz	2593.0 MHz	2682.5 MHz		2503.5 MHz	2593.0 MHz	2682.5 MHz	
41 / 15M	1	0	22.24	22.51	21.65	0	21.44	21.76	21.79	1	/	/	/	2
	1	37	22.70	22.71	22.90	0	21.68	21.95	22.16	1	/	/	/	2
	1	74	22.30	22.57	22.55	0	21.50	21.93	21.86	1	/	/	/	2
	36	0	21.41	21.52	21.68	1	20.46	20.60	20.62	2	/	/	/	3
	36	19	21.34	21.66	21.72	1	20.51	20.69	20.74	2	/	/	/	3
	36	39	21.28	21.58	21.78	1	20.18	20.67	20.65	2	/	/	/	3
	75	0	21.38	21.60	21.56	1	20.35	20.51	20.58	2	/	/	/	3

LTE Band / BW	RB Size	RB Offset	QPSK			3GPP MPR (dB)	16QAM			3GPP MPR (dB)	64QAM			3GPP MPR (dB)
			Low CH	Mid CH	High CH		Low CH	Mid CH	High CH		Low CH	Mid CH	High CH	
			39750	40620	41490		39750	40620	41490		39750	40620	41490	
			2506.0 MHz	2593.0 MHz	2680.0 MHz		2506.0 MHz	2593.0 MHz	2680.0 MHz		2506.0 MHz	2593.0 MHz	2680.0 MHz	
41 / 20M	1	0	22.40	22.56	21.73	0	21.53	21.80	21.82	1	/	/	/	2
	1	50	22.81	22.89	23.00	0	21.82	22.12	22.25	1	/	/	/	2
	1	99	22.43	22.73	22.61	0	21.57	22.02	21.88	1	/	/	/	2
	50	0	21.52	21.68	21.77	1	20.55	20.72	20.71	2	/	/	/	3
	50	25	21.47	21.70	21.81	1	20.54	20.77	20.74	2	/	/	/	3
	50	50	21.37	21.67	21.82	1	20.37	20.70	20.67	2	/	/	/	3
	100	0	21.48	21.66	21.70	1	20.44	20.61	20.77	2	/	/	/	3

Shenzhen UnionTrust Quality and Technology Co., Ltd.

Address: 16/F, Block A, Building 6, Baoneng Science and Technology Park, Qingxiang Road No.1, Longhua New District, Shenzhen, China
 Tel: +86-755-28230888 Fax: +86-755-28230886 E-mail: info@uttlab.com [Http://www.uttlab.com](http://www.uttlab.com)
 UTRR-SAR-IEEE Std 1528-2013-V1.0

LTE Band / BW	RB Size	RB Offset	QPSK			3GPP MPR (dB)	16QAM			3GPP MPR (dB)	64QAM			3GPP MPR (dB)
			CH 131979	CH 132322	CH 132665		CH 131979	CH 132322	CH 132665		CH 131979	CH 132322	CH 132665	
			1710.7 MHz	1745 MHz	1779.3 MHz		1710.7 MHz	1745 MHz	1779.3 MHz		1710.7 MHz	1745 MHz	1779.3 MHz	
66 / 1.4M	1	0	21.52	21.69	21.73	0	20.89	21.20	21.06	1	/	/	/	2
	1	2	21.60	22.02	21.99	0	21.18	21.05	21.22	1	/	/	/	2
	1	5	21.52	21.64	21.93	0	20.96	21.28	21.19	1	/	/	/	2
	3	0	21.71	21.74	21.92	0	20.70	20.83	21.06	1	/	/	/	2
	3	1	21.60	21.85	22.00	0	20.81	20.91	21.01	1	/	/	/	2
	3	3	21.65	21.83	21.80	0	20.65	20.98	21.04	1	/	/	/	2
6	0	20.50	20.96	21.03	1	19.59	20.14	19.95	2	/	/	/	3	

LTE Band / BW	RB Size	RB Offset	QPSK			3GPP MPR (dB)	16QAM			3GPP MPR (dB)	64QAM			3GPP MPR (dB)
			CH 131987	CH 132322	CH 132657		CH 131987	CH 132322	CH 132657		CH 131987	CH 132322	CH 132657	
			1711.5 MHz	1745 MHz	1778.5 MHz		1711.5 MHz	1745 MHz	1778.5 MHz		1711.5 MHz	1745 MHz	1778.5 MHz	
66 / 3M	1	0	21.38	21.59	21.65	0	20.90	21.20	20.90	1	/	/	/	2
	1	7	21.54	21.95	21.94	0	21.10	21.11	21.20	1	/	/	/	2
	1	14	21.36	21.65	21.80	0	20.87	21.30	21.30	1	/	/	/	2
	8	0	20.61	20.73	21.02	1	19.59	19.94	20.05	2	/	/	/	3
	8	3	20.56	21.00	20.94	1	19.77	19.98	19.98	2	/	/	/	3
	8	7	20.53	20.93	20.94	1	19.71	20.00	20.04	2	/	/	/	3
15	0	20.49	20.82	20.98	1	19.72	19.97	20.05	2	/	/	/	3	

LTE Band / BW	RB Size	RB Offset	QPSK			3GPP MPR (dB)	16QAM			3GPP MPR (dB)	64QAM			3GPP MPR (dB)
			CH 131997	CH 132322	CH 132647		CH 131997	CH 132322	CH 132647		CH 131997	CH 132322	CH 132647	
			1712.5 MHz	1745 MHz	1777.5 MHz		1712.5 MHz	1745 MHz	1777.5 MHz		1712.5 MHz	1745 MHz	1777.5 MHz	
66 / 5M	1	0	21.53	21.61	21.72	0	20.83	21.13	20.91	1	/	/	/	2
	1	12	21.65	21.85	21.99	0	21.00	21.15	21.28	1	/	/	/	2
	1	24	21.47	21.64	21.89	0	20.89	21.14	21.33	1	/	/	/	2
	12	0	20.54	20.69	21.03	1	19.69	19.98	19.96	2	/	/	/	3
	12	6	20.63	20.93	20.90	1	19.69	19.96	20.10	2	/	/	/	3
	12	13	20.70	20.87	20.83	1	19.74	19.89	20.04	2	/	/	/	3
25	0	20.59	20.86	20.97	1	19.69	20.02	20.07	2	/	/	/	3	

LTE Band / BW	RB Size	RB Offset	QPSK			3GPP MPR (dB)	16QAM			3GPP MPR (dB)	64QAM			3GPP MPR (dB)
			CH 132022	CH 132322	CH 132622		CH 132022	CH 132322	CH 132622		CH 132022	CH 132322	CH 132622	
			1715 MHz	1745 MHz	1775 MHz		1715 MHz	1745 MHz	1775 MHz		1715 MHz	1745 MHz	1775 MHz	
66 / 10M	1	0	21.47	21.63	21.77	0	20.78	21.22	21.08	1	/	/	/	2
	1	24	21.70	21.88	21.95	0	21.01	21.00	21.31	1	/	/	/	2
	1	49	21.43	21.80	21.87	0	20.87	21.13	21.30	1	/	/	/	2
	25	0	20.69	20.66	20.95	1	19.57	19.99	20.12	2	/	/	/	3
	25	12	20.57	20.93	20.93	1	19.78	20.00	19.94	2	/	/	/	3
	25	25	20.59	20.84	20.88	1	19.67	20.02	19.93	2	/	/	/	3
50	0	20.54	20.95	21.03	1	19.55	20.04	20.07	2	/	/	/	3	

Shenzhen UnionTrust Quality and Technology Co., Ltd.

Address: 16/F, Block A, Building 6, Baoneng Science and Technology Park, Qingxiang Road No.1, Longhua New District, Shenzhen, China
 Tel: +86-755-28230888 Fax: +86-755-28230886 E-mail: info@uttlab.com [Http://www.uttlab.com](http://www.uttlab.com)
 UTRR-SAR-IEEE Std 1528-2013-V1.0

LTE Band / BW	RB Size	RB Offset	QPSK			3GPP MPR (dB)	16QAM			3GPP MPR (dB)	64QAM			3GPP MPR (dB)
			CH 132047	CH 132322	CH 132597		CH 132047	CH 132322	CH 132597		CH 132047	CH 132322	CH 132597	
			1717.5 MHz	1745 MHz	1772.5 MHz		1717.5 MHz	1745 MHz	1772.5 MHz		1717.5 MHz	1745 MHz	1772.5 MHz	
66 / 15M	1	0	21.46	21.68	21.72	0	20.76	21.21	21.03	1	/	/	/	2
	1	37	21.52	21.99	21.94	0	21.17	21.07	21.31	1	/	/	/	2
	1	74	21.54	21.80	21.86	0	21.01	21.18	21.25	1	/	/	/	2
	36	0	20.66	20.81	20.92	1	19.65	19.96	20.10	2	/	/	/	3
	36	19	20.55	20.95	21.00	1	19.65	19.98	19.98	2	/	/	/	3
	36	39	20.58	20.92	20.85	1	19.73	20.06	20.02	2	/	/	/	3
75	0	20.46	20.94	20.92	1	19.54	19.96	20.05	2	/	/	/	3	

LTE Band / BW	RB Size	RB Offset	QPSK			3GPP MPR (dB)	16QAM			3GPP MPR (dB)	64QAM			3GPP MPR (dB)
			CH 132072	CH 132322	CH 132572		CH 132072	CH 132322	CH 132572		CH 132072	CH 132322	CH 132572	
			1720 MHz	1745 MHz	1770 MHz		1720 MHz	1745 MHz	1770 MHz		1720 MHz	1745 MHz	1770 MHz	
66 / 20M	1	0	21.54	21.74	21.84	0	20.91	21.32	21.08	1	/	/	/	2
	1	50	21.72	22.03	22.05	0	21.19	21.18	21.35	1	/	/	/	2
	1	99	21.55	21.82	21.99	0	21.06	21.31	21.37	1	/	/	/	2
	50	0	20.74	20.85	21.08	1	19.75	20.03	20.16	2	/	/	/	3
	50	25	20.66	21.02	21.05	1	19.84	20.04	20.11	2	/	/	/	3
	50	50	20.73	20.99	20.97	1	19.76	20.09	20.08	2	/	/	/	3
	100	0	20.65	20.98	21.04	1	19.74	20.15	20.12	2	/	/	/	3

Shenzhen UnionTrust Quality and Technology Co., Ltd.

LTE Band / BW	RB Size	RB Offset	QPSK			3GPP MPR (dB)	16QAM			3GPP MPR (dB)	64QAM			3GPP MPR (dB)
			CH 133147	CH 133297	CH 133447		CH 133147	CH 133297	CH 133447		CH 133147	CH 133297	CH 133447	
			665.5 MHz	680.5 MHz	695.5 MHz		665.5 MHz	680.5 MHz	695.5 MHz		665.5 MHz	680.5 MHz	695.5 MHz	
71 / 5M	1	0	24.14	23.93	23.93	0	23.43	23.33	23.29	1	/	/	/	2
	1	12	24.28	24.24	24.33	0	23.47	23.75	23.59	1	/	/	/	2
	1	24	24.11	23.93	23.97	0	23.31	23.40	23.52	1	/	/	/	2
	12	0	23.02	23.09	23.26	1	22.20	22.26	22.05	2	/	/	/	3
	12	6	23.21	23.09	23.10	1	22.14	22.17	22.29	2	/	/	/	3
	12	13	23.15	23.09	23.10	1	22.21	22.10	22.18	2	/	/	/	3
	25	0	23.10	23.17	23.12	1	22.22	22.25	22.16	2	/	/	/	3

LTE Band / BW	RB Size	RB Offset	QPSK			3GPP MPR (dB)	16QAM			3GPP MPR (dB)	64QAM			3GPP MPR (dB)
			CH 133172	CH 133297	CH 133422		CH 133172	CH 133297	CH 133422		CH 133172	CH 133297	CH 133422	
			668 MHz	680.5 MHz	693 MHz		668 MHz	680.5 MHz	693 MHz		668 MHz	680.5 MHz	693 MHz	
71 / 10M	1	0	24.08	23.95	23.98	0	23.38	23.42	23.46	1	/	/	/	2
	1	24	24.33	24.27	24.29	0	23.48	23.60	23.62	1	/	/	/	2
	1	49	24.07	24.09	23.95	0	23.29	23.39	23.49	1	/	/	/	2
	25	0	23.17	23.06	23.18	1	22.08	22.27	22.21	2	/	/	/	3
	25	12	23.15	23.09	23.13	1	22.23	22.21	22.13	2	/	/	/	3
	25	25	23.04	23.06	23.15	1	22.14	22.23	22.07	2	/	/	/	3
	50	0	23.05	23.26	23.18	1	22.08	22.27	22.16	2	/	/	/	3

LTE Band / BW	RB Size	RB Offset	QPSK			3GPP MPR (dB)	16QAM			3GPP MPR (dB)	64QAM			3GPP MPR (dB)
			CH 133197	CH 133297	CH 133397		CH 133197	CH 133297	CH 133397		CH 133197	CH 133297	CH 133397	
			670.5 MHz	680.5 MHz	690.5 MHz		670.5 MHz	680.5 MHz	690.5 MHz		670.5 MHz	680.5 MHz	690.5 MHz	
71 / 15M	1	0	24.07	24.00	23.93	0	23.36	23.41	23.41	1	/	/	/	2
	1	37	24.15	24.38	24.28	0	23.64	23.67	23.62	1	/	/	/	2
	1	74	24.18	24.09	23.94	0	23.43	23.44	23.44	1	/	/	/	2
	36	0	23.14	23.21	23.15	1	22.16	22.24	22.19	2	/	/	/	3
	36	19	23.13	23.11	23.20	1	22.10	22.19	22.17	2	/	/	/	3
	36	39	23.03	23.14	23.12	1	22.20	22.27	22.16	2	/	/	/	3
	75	0	22.97	23.25	23.07	1	22.07	22.19	22.14	2	/	/	/	3

LTE Band / BW	RB Size	RB Offset	QPSK			3GPP MPR (dB)	16QAM			3GPP MPR (dB)	64QAM			3GPP MPR (dB)
			CH 133222	CH 133322	CH 133372		CH 133222	CH 133322	CH 133372		CH 133222	CH 133322	CH 133372	
			673 MHz	683 MHz	688 MHz		673 MHz	683 MHz	688 MHz		673 MHz	683 MHz	688 MHz	
71 / 20M	1	0	24.15	24.06	24.05	0	23.51	23.52	23.46	1	/	/	/	2
	1	50	24.35	24.42	24.39	0	23.66	23.78	23.66	1	/	/	/	2
	1	99	24.19	24.11	24.07	0	23.48	23.57	23.56	1	/	/	/	2
	50	0	23.22	23.25	23.31	1	22.26	22.31	22.25	2	/	/	/	3
	50	25	23.24	23.18	23.25	1	22.29	22.25	22.30	2	/	/	/	3
	50	50	23.18	23.21	23.24	1	22.23	22.30	22.22	2	/	/	/	3
	100	0	23.16	23.29	23.19	1	22.27	22.38	22.21	2	/	/	/	3

Shenzhen UnionTrust Quality and Technology Co., Ltd.

Address: 16/F, Block A, Building 6, Baoneng Science and Technology Park, Qingxiang Road No.1, Longhua New District, Shenzhen, China
 Tel: +86-755-28230888 Fax: +86-755-28230886 E-mail: info@uttlab.com [Http://www.uttlab.com](http://www.uttlab.com)
 UTRR-SAR-IEEE Std 1528-2013-V1.0

Power Reduction

LTE Band / BW	RB Size	RB Offset	QPSK			3GPP MPR (dB)	16QAM			3GPP MPR (dB)	64QAM			3GPP MPR (dB)
			Low CH 18607	Mid CH 18900	High CH 19193		Low CH 18607	Mid CH 18900	High CH 19193		Low CH 18607	Mid CH 18900	High CH 19193	
			1850.7 MHz	1880.0 MHz	1909.3 MHz		1850.7 MHz	1880.0 MHz	1909.3 MHz		1850.7 MHz	1880.0 MHz	1909.3 MHz	
2 / 1.4M	1	0	15.57	15.77	15.44	0	15.49	15.77	15.41	1	/	/	/	2
	1	2	15.85	15.68	15.83	0	15.89	15.77	15.85	1	/	/	/	2
	1	5	15.52	15.45	15.33	0	15.86	15.74	15.82	1	/	/	/	2
	3	0	17.09	16.43	16.72	0	16.90	16.60	16.70	1	/	/	/	2
	3	1	16.86	16.59	16.53	0	16.79	16.66	16.68	1	/	/	/	2
	3	3	16.70	16.58	16.73	0	16.76	16.56	16.74	1	/	/	/	2
	6	0	15.83	15.52	15.68	1	15.94	15.42	15.87	2	/	/	/	3

LTE Band / BW	RB Size	RB Offset	QPSK			3GPP MPR (dB)	16QAM			3GPP MPR (dB)	64QAM			3GPP MPR (dB)
			Low CH 18615	Mid CH 18900	High CH 19185		Low CH 18615	Mid CH 18900	High CH 19185		Low CH 18615	Mid CH 18900	High CH 19185	
			1851.5 MHz	1880.0 MHz	1908.5 MHz		1851.5 MHz	1880.0 MHz	1908.5 MHz		1851.5 MHz	1880.0 MHz	1908.5 MHz	
2 / 3M	1	0	15.55	15.75	15.51	0	15.54	15.77	15.53	1	/	/	/	2
	1	7	15.93	15.61	15.75	0	15.78	15.67	15.76	1	/	/	/	2
	1	14	15.55	15.34	15.40	0	15.72	15.91	15.81	1	/	/	/	2
	8	0	16.08	15.43	15.68	1	15.77	15.45	15.81	2	/	/	/	3
	8	3	15.91	15.62	15.54	1	15.82	15.59	15.82	2	/	/	/	3
	8	7	15.69	15.58	15.82	1	15.85	15.56	15.72	2	/	/	/	3
	15	0	15.90	15.60	15.69	1	15.87	15.47	15.81	2	/	/	/	3

LTE Band / BW	RB Size	RB Offset	QPSK			3GPP MPR (dB)	16QAM			3GPP MPR (dB)	64QAM			3GPP MPR (dB)
			Low CH 18625	Mid CH 18900	High CH 19175		Low CH 18625	Mid CH 18900	High CH 19175		Low CH 18625	Mid CH 18900	High CH 19175	
			1852.5 MHz	1880.0 MHz	1907.5 MHz		1852.5 MHz	1880.0 MHz	1907.5 MHz		1852.5 MHz	1880.0 MHz	1907.5 MHz	
2 / 5M	1	0	15.61	15.78	15.53	0	15.63	15.70	15.36	1	/	/	/	2
	1	12	15.78	15.67	15.76	0	15.94	15.84	15.78	1	/	/	/	2
	1	24	15.62	15.42	15.45	0	15.76	15.85	15.73	1	/	/	/	2
	12	0	16.03	15.52	15.64	1	15.78	15.57	15.77	2	/	/	/	3
	12	6	15.78	15.60	15.68	1	15.69	15.74	15.84	2	/	/	/	3
	12	13	15.81	15.60	15.81	1	15.72	15.64	15.85	2	/	/	/	3
	25	0	15.91	15.55	15.82	1	15.85	15.59	15.90	2	/	/	/	3

LTE Band / BW	RB Size	RB Offset	QPSK			3GPP MPR (dB)	16QAM			3GPP MPR (dB)	64QAM			3GPP MPR (dB)
			Low CH 18650	Mid CH 18900	High CH 19150		Low CH 18650	Mid CH 18900	High CH 19150		Low CH 18650	Mid CH 18900	High CH 19150	
			1855.0 MHz	1880.0 MHz	1905.0 MHz		1855.0 MHz	1880.0 MHz	1905.0 MHz		1855.0 MHz	1880.0 MHz	1905.0 MHz	
2 / 10M	1	0	15.67	15.66	15.51	0	15.64	15.74	15.53	1	/	/	/	2
	1	24	15.89	15.78	15.84	0	15.85	15.65	15.73	1	/	/	/	2
	1	49	15.54	15.46	15.40	0	15.86	15.85	15.71	1	/	/	/	2
	25	0	16.07	15.53	15.80	1	15.78	15.44	15.80	2	/	/	/	3
	25	12	15.91	15.59	15.60	1	15.68	15.58	15.79	2	/	/	/	3
	25	25	15.67	15.44	15.68	1	15.77	15.58	15.69	2	/	/	/	3
	50	0	15.90	15.53	15.81	1	15.91	15.45	15.78	2	/	/	/	3

Shenzhen UnionTrust Quality and Technology Co., Ltd.

Address: 16/F, Block A, Building 6, Baoneng Science and Technology Park, Qingxiang Road No.1, Longhua New District, Shenzhen, China
 Tel: +86-755-28230888 Fax: +86-755-28230886 E-mail: info@uttlab.com [Http://www.uttlab.com](http://www.uttlab.com)
 UTRR-SAR-IEEE Std 1528-2013-V1.0

LTE Band / BW	RB Size	RB Offset	QPSK			3GPP MPR (dB)	16QAM			3GPP MPR (dB)	64QAM			3GPP MPR (dB)
			Low CH	Mid CH	High CH		Low CH	Mid CH	High CH		Low CH	Mid CH	High CH	
			18675 MHz	18900 MHz	19125 MHz		18675 MHz	18900 MHz	19125 MHz		18675 MHz	18900 MHz	19125 MHz	
2 / 15M	1	0	15.69	15.64	15.53	0	15.59	15.72	15.45	1	/	/	/	2
	1	37	15.75	15.74	15.67	0	15.93	15.84	15.79	1	/	/	/	2
	1	74	15.61	15.37	15.42	0	15.83	15.80	15.84	1	/	/	/	2
	36	0	16.09	15.50	15.69	1	15.73	15.57	15.78	2	/	/	/	3
	36	19	15.90	15.60	15.66	1	15.81	15.69	15.78	2	/	/	/	3
	36	39	15.77	15.56	15.78	1	15.83	15.60	15.84	2	/	/	/	3
75	0	15.87	15.51	15.70	1	15.80	15.52	15.77	2	/	/	/	3	

LTE Band / BW	RB Size	RB Offset	QPSK			3GPP MPR (dB)	16QAM			3GPP MPR (dB)	64QAM			3GPP MPR (dB)
			Low CH	Mid CH	High CH		Low CH	Mid CH	High CH		Low CH	Mid CH	High CH	
			18700 MHz	18900 MHz	19100 MHz		18700 MHz	18900 MHz	19100 MHz		18700 MHz	18900 MHz	19100 MHz	
2 / 20M	1	0	15.72	15.78	15.58	0	15.66	15.81	15.55	1	/	/	/	2
	1	50	15.95	15.79	15.86	0	15.94	15.85	15.91	1	/	/	/	2
	1	99	15.68	15.52	15.49	0	15.91	15.94	15.90	1	/	/	/	2
	50	0	16.13	15.58	15.82	1	15.91	15.62	15.86	2	/	/	/	3
	50	25	15.96	15.76	15.72	1	15.83	15.78	15.85	2	/	/	/	3
	50	50	15.84	15.61	15.83	1	15.87	15.67	15.86	2	/	/	/	3
	100	0	15.97	15.62	15.86	1	15.96	15.60	15.91	2	/	/	/	3

Shenzhen UnionTrust Quality and Technology Co., Ltd.

LTE Band / BW	RB Size	RB Offset	QPSK			3GPP MPR (dB)	16QAM			3GPP MPR (dB)	64QAM			3GPP MPR (dB)
			Low CH	Mid CH	High CH		Low CH	Mid CH	High CH		Low CH	Mid CH	High CH	
			19957	20175	20393		19957	20175	20393		19957	20175	20393	
4 / 1.4M	1	0	13.42	13.49	13.47	0	13.48	13.63	13.57	1	/	/	/	2
	1	2	13.77	13.76	13.80	0	13.62	13.76	13.63	1	/	/	/	2
	1	5	13.50	13.46	13.52	0	13.48	13.63	13.72	1	/	/	/	2
	3	0	14.47	14.63	14.69	0	14.64	14.64	14.63	1	/	/	/	2
	3	1	14.66	14.72	14.61	0	14.64	14.69	14.69	1	/	/	/	2
	3	3	14.54	14.57	14.81	0	14.57	14.59	14.72	1	/	/	/	2
6	0	13.56	13.68	13.67	1	13.53	13.66	13.67	2	/	/	/	3	

LTE Band / BW	RB Size	RB Offset	QPSK			3GPP MPR (dB)	16QAM			3GPP MPR (dB)	64QAM			3GPP MPR (dB)
			Low CH	Mid CH	High CH		Low CH	Mid CH	High CH		Low CH	Mid CH	High CH	
			19965	20175	20385		19965	20175	20385		19965	20175	20385	
4 / 3M	1	0	13.38	13.58	13.60	0	13.55	13.72	13.59	1	/	/	/	2
	1	7	13.89	13.70	13.81	0	13.74	13.63	13.70	1	/	/	/	2
	1	14	13.49	13.37	13.41	0	13.44	13.64	13.71	1	/	/	/	2
	8	0	13.55	13.65	13.63	1	13.58	13.64	13.63	2	/	/	/	3
	8	3	13.59	13.74	13.75	1	13.65	13.66	13.80	2	/	/	/	3
	8	7	13.44	13.59	13.76	1	13.55	13.58	13.83	2	/	/	/	3
15	0	13.65	13.62	13.65	1	13.69	13.69	13.70	2	/	/	/	3	

LTE Band / BW	RB Size	RB Offset	QPSK			3GPP MPR (dB)	16QAM			3GPP MPR (dB)	64QAM			3GPP MPR (dB)
			Low CH	Mid CH	High CH		Low CH	Mid CH	High CH		Low CH	Mid CH	High CH	
			19975	20175	20375		19975	20175	20375		19975	20175	20375	
4 / 5M	1	0	13.42	13.46	13.52	0	13.59	13.72	13.56	1	/	/	/	2
	1	12	13.87	13.70	13.78	0	13.58	13.81	13.64	1	/	/	/	2
	1	24	13.54	13.53	13.51	0	13.51	13.66	13.72	1	/	/	/	2
	12	0	13.66	13.60	13.62	1	13.60	13.71	13.78	2	/	/	/	3
	12	6	13.54	13.68	13.72	1	13.54	13.72	13.72	2	/	/	/	3
	12	13	13.45	13.75	13.72	1	13.55	13.63	13.86	2	/	/	/	3
25	0	13.61	13.62	13.72	1	13.69	13.63	13.73	2	/	/	/	3	

LTE Band / BW	RB Size	RB Offset	QPSK			3GPP MPR (dB)	16QAM			3GPP MPR (dB)	64QAM			3GPP MPR (dB)
			Low CH	Mid CH	High CH		Low CH	Mid CH	High CH		Low CH	Mid CH	High CH	
			20000	20175	20350		20000	20175	20350		20000	20175	20350	
4 / 10M	1	0	13.42	13.46	13.49	0	13.57	13.67	13.63	1	/	/	/	2
	1	24	13.78	13.74	13.80	0	13.61	13.66	13.76	1	/	/	/	2
	1	49	13.54	13.36	13.43	0	13.38	13.56	13.66	1	/	/	/	2
	25	0	13.53	13.62	13.76	1	13.64	13.69	13.77	2	/	/	/	3
	25	12	13.54	13.63	13.73	1	13.49	13.68	13.80	2	/	/	/	3
	25	25	13.55	13.61	13.70	1	13.55	13.63	13.81	2	/	/	/	3
	50	0	13.56	13.54	13.68	1	13.66	13.65	13.70	2	/	/	/	3

Shenzhen UnionTrust Quality and Technology Co., Ltd.

Address: 16/F, Block A, Building 6, Baoneng Science and Technology Park, Qingxiang Road No.1, Longhua New District, Shenzhen, China
 Tel: +86-755-28230888 Fax: +86-755-28230886 E-mail: info@uttlab.com [Http://www.uttlab.com](http://www.uttlab.com)
 UTRR-SAR-IEEE Std 1528-2013-V1.0

LTE Band / BW	RB Size	RB Offset	QPSK			3GPP MPR (dB)	16QAM			3GPP MPR (dB)	64QAM			3GPP MPR (dB)
			Low CH 20025	Mid CH 20175	High CH 20325		Low CH 20025	Mid CH 20175	High CH 20325		Low CH 20025	Mid CH 20175	High CH 20325	
			1717.5 MHz	1732.5 MHz	1747.5 MHz		1717.5 MHz	1732.5 MHz	1747.5 MHz		1717.5 MHz	1732.5 MHz	1747.5 MHz	
4 / 15M	1	0	13.46	13.57	13.46	0	13.47	13.69	13.59	1	/	/	/	2
	1	37	13.72	13.81	13.87	0	13.76	13.66	13.69	1	/	/	/	2
	1	74	13.36	13.48	13.56	0	13.47	13.55	13.81	1	/	/	/	2
	36	0	13.48	13.56	13.73	1	13.72	13.64	13.65	2	/	/	/	3
	36	19	13.65	13.74	13.74	1	13.54	13.65	13.80	2	/	/	/	3
	36	39	13.42	13.66	13.79	1	13.44	13.65	13.73	2	/	/	/	3
75	0	13.58	13.60	13.69	1	13.51	13.74	13.57	2	/	/	/	3	

LTE Band / BW	RB Size	RB Offset	QPSK			3GPP MPR (dB)	16QAM			3GPP MPR (dB)	64QAM			3GPP MPR (dB)
			Low CH 20050	Mid CH 20175	High CH 20300		Low CH 20050	Mid CH 20175	High CH 20300		Low CH 20050	Mid CH 20175	High CH 20300	
			1720.0 MHz	1732.5 MHz	1745.0 MHz		1720.0 MHz	1732.5 MHz	1745.0 MHz		1720.0 MHz	1732.5 MHz	1745.0 MHz	
4 / 20M	1	0	13.50	13.62	13.63	0	13.64	13.73	13.69	1	/	/	/	2
	1	50	13.89	13.86	13.91	0	13.76	13.81	13.81	1	/	/	/	2
	1	99	13.56	13.55	13.58	0	13.55	13.69	13.84	1	/	/	/	2
	50	0	13.66	13.74	13.76	1	13.73	13.77	13.81	2	/	/	/	3
	50	25	13.72	13.75	13.75	1	13.69	13.83	13.85	2	/	/	/	3
	50	50	13.56	13.76	13.82	1	13.63	13.71	13.87	2	/	/	/	3
100	0	13.67	13.73	13.74	1	13.70	13.75	13.73	2	/	/	/	3	

Shenzhen UnionTrust Quality and Technology Co., Ltd.

LTE Band / BW	RB Size	RB Offset	QPSK			3GPP MPR (dB)	16QAM			3GPP MPR (dB)	64QAM			3GPP MPR (dB)
			Low CH	Mid CH	High CH		Low CH	Mid CH	High CH		Low CH	Mid CH	High CH	
			20407	20525	20643		20407	20525	20643		20407	20525	20643	
			824.7 MHz	836.5 MHz	848.3 MHz		824.7 MHz	836.5 MHz	848.3 MHz		824.7 MHz	836.5 MHz	848.3 MHz	
5 / 1.4M	1	0	15.69	15.69	15.70	0	15.75	15.85	15.83	1	/	/	/	2
	1	2	15.86	15.80	15.81	0	15.85	15.92	15.87	1	/	/	/	2
	1	5	15.62	15.73	15.88	0	15.74	15.92	15.62	1	/	/	/	2
	3	0	16.84	16.69	16.92	0	16.84	16.83	16.83	1	/	/	/	2
	3	1	16.89	16.71	16.81	0	16.89	16.90	16.79	1	/	/	/	2
	3	3	16.74	16.80	16.78	0	16.84	16.88	16.74	1	/	/	/	2
	6	0	15.77	15.70	15.86	1	15.85	15.81	15.91	2	/	/	/	3

LTE Band / BW	RB Size	RB Offset	QPSK			3GPP MPR (dB)	16QAM			3GPP MPR (dB)	64QAM			3GPP MPR (dB)
			Low CH	Mid CH	High CH		Low CH	Mid CH	High CH		Low CH	Mid CH	High CH	
			20415	20525	20635		20415	20525	20635		20415	20525	20635	
			825.5 MHz	836.5 MHz	847.5 MHz		825.5 MHz	836.5 MHz	847.5 MHz		825.5 MHz	836.5 MHz	847.5 MHz	
5 / 3M	1	0	15.70	15.72	15.75	0	15.66	15.77	15.80	1	/	/	/	2
	1	7	15.85	15.94	15.86	0	15.96	15.84	15.79	1	/	/	/	2
	1	14	15.79	15.82	15.74	0	15.71	15.90	15.79	1	/	/	/	2
	8	0	15.86	15.85	15.91	1	15.81	15.84	15.88	2	/	/	/	3
	8	3	15.83	15.72	15.84	1	15.90	15.86	15.82	2	/	/	/	3
	8	7	15.81	15.84	15.86	1	15.84	15.87	15.83	2	/	/	/	3
	15	0	15.81	15.77	15.86	1	15.81	15.76	15.90	2	/	/	/	3

LTE Band / BW	RB Size	RB Offset	QPSK			3GPP MPR (dB)	16QAM			3GPP MPR (dB)	64QAM			3GPP MPR (dB)
			Low CH	Mid CH	High CH		Low CH	Mid CH	High CH		Low CH	Mid CH	High CH	
			20425	20525	20625		20425	20525	20625		20425	20525	20625	
			826.5 MHz	836.5 MHz	846.5 MHz		826.5 MHz	836.5 MHz	846.5 MHz		826.5 MHz	836.5 MHz	846.5 MHz	
5 / 5M	1	0	15.76	15.68	15.78	0	15.66	15.91	15.75	1	/	/	/	2
	1	12	15.84	15.98	15.94	0	15.78	15.78	15.86	1	/	/	/	2
	1	24	15.61	15.86	15.83	0	15.81	15.89	15.75	1	/	/	/	2
	12	0	15.74	15.74	15.91	1	15.80	15.85	15.82	2	/	/	/	3
	12	6	15.79	15.66	15.79	1	15.81	15.79	15.74	2	/	/	/	3
	12	13	15.80	15.80	15.82	1	15.84	15.89	15.85	2	/	/	/	3
	25	0	15.88	15.81	15.82	1	15.77	15.82	15.78	2	/	/	/	3

LTE Band / BW	RB Size	RB Offset	QPSK			3GPP MPR (dB)	16QAM			3GPP MPR (dB)	64QAM			3GPP MPR (dB)
			Low CH	Mid CH	High CH		Low CH	Mid CH	High CH		Low CH	Mid CH	High CH	
			20450	20525	20600		20450	20525	20600		20450	20525	20600	
			829.0 MHz	836.5 MHz	844.0 MHz		829.0 MHz	836.5 MHz	844.0 MHz		829.0 MHz	836.5 MHz	844.0 MHz	
5 / 10M	1	0	15.80	15.82	15.86	0	15.78	15.94	15.93	1	/	/	/	2
	1	24	16.03	15.99	15.97	0	15.96	15.93	15.91	1	/	/	/	2
	1	49	15.81	15.88	15.90	0	15.87	15.95	15.82	1	/	/	/	2
	25	0	15.88	15.85	15.92	1	15.88	15.92	15.97	2	/	/	/	3
	25	12	15.92	15.86	15.96	1	15.94	15.93	15.87	2	/	/	/	3
	25	25	15.91	15.89	15.86	1	15.86	15.95	15.93	2	/	/	/	3
	50	0	15.91	15.89	15.92	1	15.92	15.89	15.93	2	/	/	/	3

Shenzhen UnionTrust Quality and Technology Co., Ltd.

Address: 16/F, Block A, Building 6, Baoneng Science and Technology Park, Qingxiang Road No.1, Longhua New District, Shenzhen, China
 Tel: +86-755-28230888 Fax: +86-755-28230886 E-mail: info@uttlab.com [Http://www.uttlab.com](http://www.uttlab.com)
 UTTR-SAR-IEEE Std 1528-2013-V1.0

LTE Band / BW	RB Size	RB Offset	QPSK			3GPP MPR (dB)	16QAM			3GPP MPR (dB)	64QAM			3GPP MPR (dB)
			Low CH	Mid CH	High CH		Low CH	Mid CH	High CH		Low CH	Mid CH	High CH	
			20775	21100	21425		20775	21100	21425		20775	21100	21425	
7 / 5M	1	0	10.79	10.75	10.79	0	11.34	11.18	11.15	1	/	/	/	2
	1	12	11.11	11.32	11.23	0	11.26	11.34	11.20	1	/	/	/	2
	1	24	10.86	10.87	10.94	0	11.25	11.34	11.31	1	/	/	/	2
	12	0	10.98	11.05	11.06	1	11.02	11.22	10.95	2	/	/	/	3
	12	6	11.11	11.06	10.97	1	11.10	11.22	10.98	2	/	/	/	3
	12	13	11.07	11.17	10.92	1	11.04	11.05	11.08	2	/	/	/	3
25	0	10.99	11.14	10.95	1	11.14	11.08	11.01	2	/	/	/	3	

LTE Band / BW	RB Size	RB Offset	QPSK			3GPP MPR (dB)	16QAM			3GPP MPR (dB)	64QAM			3GPP MPR (dB)
			Low CH	Mid CH	High CH		Low CH	Mid CH	High CH		Low CH	Mid CH	High CH	
			20800	21100	21400		20800	21100	21400		20800	21100	21400	
7 / 10M	1	0	10.89	10.91	10.86	0	11.18	11.16	11.23	1	/	/	/	2
	1	24	11.10	11.20	11.30	0	11.23	11.31	11.16	1	/	/	/	2
	1	49	10.75	10.97	10.86	0	11.30	11.16	11.31	1	/	/	/	2
	25	0	10.93	11.12	11.14	1	11.10	11.13	10.92	2	/	/	/	3
	25	12	11.14	11.06	11.06	1	11.06	11.16	11.03	2	/	/	/	3
	25	25	11.04	11.28	10.97	1	11.08	11.19	11.00	2	/	/	/	3
50	0	11.06	11.11	11.04	1	11.08	11.10	11.04	2	/	/	/	3	

LTE Band / BW	RB Size	RB Offset	QPSK			3GPP MPR (dB)	16QAM			3GPP MPR (dB)	64QAM			3GPP MPR (dB)
			Low CH	Mid CH	High CH		Low CH	Mid CH	High CH		Low CH	Mid CH	High CH	
			20825	21100	21375		20825	21100	21375		20825	21100	21375	
7 / 15M	1	0	10.88	10.80	10.74	0	11.25	11.31	11.15	1	/	/	/	2
	1	37	10.97	11.37	11.28	0	11.25	11.20	11.30	1	/	/	/	2
	1	74	10.87	11.00	10.97	0	11.22	11.23	11.26	1	/	/	/	2
	36	0	11.04	11.12	10.99	1	11.08	11.24	11.00	2	/	/	/	3
	36	19	11.16	11.14	11.03	1	11.11	11.14	10.97	2	/	/	/	3
	36	39	11.02	11.23	11.04	1	11.17	11.06	11.03	2	/	/	/	3
75	0	11.05	11.07	11.05	1	11.19	11.15	11.09	2	/	/	/	3	

LTE Band / BW	RB Size	RB Offset	QPSK			3GPP MPR (dB)	16QAM			3GPP MPR (dB)	64QAM			3GPP MPR (dB)
			Low CH	Mid CH	High CH		Low CH	Mid CH	High CH		Low CH	Mid CH	High CH	
			20850	21100	21350		20850	21100	21350		20850	21100	21350	
7 / 20M	1	0	10.92	10.93	10.94	0	11.37	11.31	11.31	1	/	/	/	2
	1	50	11.15	11.38	11.39	0	11.36	11.38	11.33	1	/	/	/	2
	1	99	10.93	11.05	10.98	0	11.34	11.35	11.32	1	/	/	/	2
	50	0	11.11	11.25	11.18	1	11.18	11.30	11.10	2	/	/	/	3
	50	25	11.18	11.24	11.12	1	11.25	11.24	11.13	2	/	/	/	3
	50	50	11.14	11.31	11.09	1	11.23	11.21	11.11	2	/	/	/	3
100	0	11.09	11.24	11.06	1	11.19	11.28	11.14	2	/	/	/	3	

Shenzhen UnionTrust Quality and Technology Co., Ltd.

Address: 16/F, Block A, Building 6, Baoneng Science and Technology Park, Qingxiang Road No.1, Longhua New District, Shenzhen, China
 Tel: +86-755-28230888 Fax: +86-755-28230886 E-mail: info@uttlab.com [Http://www.uttlab.com](http://www.uttlab.com)
 UTRR-SAR-IEEE Std 1528-2013-V1.0

LTE Band / BW	RB Size	RB Offset	QPSK			3GPP MPR (dB)	16QAM			3GPP MPR (dB)	64QAM			3GPP MPR (dB)
			Low CH	Mid CH	High CH		Low CH	Mid CH	High CH		Low CH	Mid CH	High CH	
			23017	23095	23173		23017	23095	23173		23017	23095	23173	
			699.7 MHz	707.5 MHz	715.3 MHz		699.7 MHz	707.5 MHz	715.3 MHz		699.7 MHz	707.5 MHz	715.3 MHz	
12 / 1.4M	1	0	16.22	16.12	16.02	0	16.10	16.14	16.13	1	/	/	/	2
	1	2	16.31	16.24	16.22	0	16.26	16.18	16.19	1	/	/	/	2
	1	5	16.04	16.10	16.12	0	16.22	16.17	15.99	1	/	/	/	2
	3	0	17.08	17.18	16.97	0	16.99	17.22	17.19	1	/	/	/	2
	3	1	17.36	17.32	17.06	0	17.13	17.10	17.10	1	/	/	/	2
	3	3	17.24	17.31	17.11	0	17.05	17.31	17.00	1	/	/	/	2
	6	0	16.15	16.22	16.09	1	16.28	16.20	16.03	2	/	/	/	3

LTE Band / BW	RB Size	RB Offset	QPSK			3GPP MPR (dB)	16QAM			3GPP MPR (dB)	64QAM			3GPP MPR (dB)
			Low CH	Mid CH	High CH		Low CH	Mid CH	High CH		Low CH	Mid CH	High CH	
			23025	23095	23165		23025	23095	23165		23025	23095	23165	
			700.5 MHz	707.5 MHz	714.5 MHz		700.5 MHz	707.5 MHz	714.5 MHz		700.5 MHz	707.5 MHz	714.5 MHz	
12 / 3M	1	0	16.20	16.06	15.91	0	16.13	16.18	16.13	1	/	/	/	2
	1	7	16.22	16.28	16.11	0	16.29	16.27	16.21	1	/	/	/	2
	1	14	16.07	16.16	16.22	0	16.14	16.28	16.17	1	/	/	/	2
	8	0	16.09	16.28	16.14	1	16.05	16.13	16.09	2	/	/	/	3
	8	3	16.32	16.33	16.20	1	16.20	16.10	16.11	2	/	/	/	3
	8	7	16.14	16.21	16.09	1	16.07	16.23	16.07	2	/	/	/	3
	15	0	16.20	16.27	16.12	1	16.29	16.19	15.89	2	/	/	/	3

LTE Band / BW	RB Size	RB Offset	QPSK			3GPP MPR (dB)	16QAM			3GPP MPR (dB)	64QAM			3GPP MPR (dB)
			Low CH	Mid CH	High CH		Low CH	Mid CH	High CH		Low CH	Mid CH	High CH	
			23035	23095	23155		23035	23095	23155		23035	23095	23155	
			701.5 MHz	707.5 MHz	713.5 MHz		701.5 MHz	707.5 MHz	713.5 MHz		701.5 MHz	707.5 MHz	713.5 MHz	
12 / 5M	1	0	16.20	16.06	16.07	0	16.20	16.09	16.13	1	/	/	/	2
	1	12	16.25	16.29	16.20	0	16.29	16.19	16.21	1	/	/	/	2
	1	24	15.95	16.05	16.24	0	16.08	16.15	16.02	1	/	/	/	2
	12	0	16.19	16.24	15.99	1	16.04	16.20	16.07	2	/	/	/	3
	12	6	16.27	16.26	16.04	1	16.17	16.17	16.18	2	/	/	/	3
	12	13	16.08	16.36	15.97	1	16.06	16.13	16.04	2	/	/	/	3
	25	0	16.28	16.30	15.99	1	16.19	16.17	15.96	2	/	/	/	3

LTE Band / BW	RB Size	RB Offset	QPSK			3GPP MPR (dB)	16QAM			3GPP MPR (dB)	64QAM			3GPP MPR (dB)
			Low CH	Mid CH	High CH		Low CH	Mid CH	High CH		Low CH	Mid CH	High CH	
			23060	23095	23130		23060	23095	23130		23060	23095	23130	
			704.0 MHz	707.5 MHz	711.0 MHz		704.0 MHz	707.5 MHz	711.0 MHz		704.0 MHz	707.5 MHz	711.0 MHz	
12 / 10M	1	0	16.26	16.22	16.11	0	16.27	16.21	16.22	1	/	/	/	2
	1	24	16.37	16.34	16.28	0	16.35	16.29	16.25	1	/	/	/	2
	1	49	16.12	16.25	16.27	0	16.22	16.31	16.18	1	/	/	/	2
	25	0	16.21	16.30	16.15	1	16.19	16.28	16.21	2	/	/	/	3
	25	12	16.41	16.37	16.22	1	16.26	16.24	16.19	2	/	/	/	3
	25	25	16.28	16.40	16.11	1	16.23	16.33	16.07	2	/	/	/	3
	50	0	16.29	16.34	16.12	1	16.31	16.35	16.05	2	/	/	/	3

Shenzhen UnionTrust Quality and Technology Co., Ltd.

Address: 16/F, Block A, Building 6, Baoneng Science and Technology Park, Qingxiang Road No.1, Longhua New District, Shenzhen, China
 Tel: +86-755-28230888 Fax: +86-755-28230886 E-mail: info@uttlab.com [Http://www.uttlab.com](http://www.uttlab.com)
 UTR-SAR-IEEE Std 1528-2013-V1.0

LTE Band / BW	RB Size	RB Offset	QPSK			3GPP MPR (dB)	16QAM			3GPP MPR (dB)	64QAM			3GPP MPR (dB)
			Low CH	Mid CH	High CH		Low CH	Mid CH	High CH		Low CH	Mid CH	High CH	
			23305	23330	23355		23305	23330	23355		23305	23330	23355	
14 / 5M	1	0	16.41	16.35	16.29	0	16.46	16.48	16.81	1	/	/	/	2
	1	12	16.56	16.63	16.59	0	16.70	16.76	17.10	1	/	/	/	2
	1	24	16.33	16.34	16.31	0	16.48	16.51	16.84	1	/	/	/	2
	12	0	16.40	16.35	16.40	1	16.47	16.43	16.55	2	/	/	/	3
	12	6	16.42	16.41	16.47	1	16.45	16.51	16.59	2	/	/	/	3
	12	13	16.37	16.34	16.34	1	16.44	16.40	16.46	2	/	/	/	3
25	0	16.39	16.36	16.39	1	16.40	16.39	16.48	2	/	/	/	3	

LTE Band / BW	RB Size	RB Offset	QPSK	3GPP MPR (dB)	16QAM	3GPP MPR (dB)	64QAM	3GPP MPR (dB)
			Mid CH 23330		Mid CH 23330		Mid CH 23330	
			793.0 MHz		793.0 MHz		793.0 MHz	
14 / 10M	1	0	16.32	0	16.34	1	/	2
	1	24	16.47	0	16.43	1	/	2
	1	49	16.28	0	16.35	1	/	2
	25	0	16.36	1	16.46	2	/	3
	25	12	16.43	1	16.49	2	/	3
	25	25	16.39	1	16.45	2	/	3
50	0	16.37	1	16.44	2	/	3	

LTE Band / BW	RB Size	RB Offset	QPSK			3GPP MPR (dB)	16QAM			3GPP MPR (dB)	64QAM			3GPP MPR (dB)
			Low CH	Mid CH	High CH		Low CH	Mid CH	High CH		Low CH	Mid CH	High CH	
			23755	23790	23825		23755	23790	23825		23755	23790	23825	
17 / 5M	1	0	15.59	15.78	15.78	0	15.67	15.92	15.73	1	/	/	/	2
	1	12	15.87	15.81	15.86	0	15.89	15.74	15.91	1	/	/	/	2
	1	24	15.77	15.94	15.90	0	15.72	15.69	15.93	1	/	/	/	2
	12	0	15.85	15.86	15.70	1	15.78	15.83	15.76	2	/	/	/	3
	12	6	15.76	15.88	15.83	1	15.89	15.86	15.75	2	/	/	/	3
	12	13	15.87	15.84	15.78	1	15.88	15.91	15.82	2	/	/	/	3
25	0	15.82	15.75	15.74	1	15.83	15.78	15.72	2	/	/	/	3	

LTE Band / BW	RB Size	RB Offset	QPSK			3GPP MPR (dB)	16QAM			3GPP MPR (dB)	64QAM			3GPP MPR (dB)
			Low CH	Mid CH	High CH		Low CH	Mid CH	High CH		Low CH	Mid CH	High CH	
			23780	23790	23800		23780	23790	23800		23780	23790	23800	
17 / 10M	1	0	15.73	15.81	15.78	0	15.76	15.93	15.87	1	/	/	/	2
	1	24	16.01	15.96	15.93	0	15.94	15.90	15.96	1	/	/	/	2
	1	49	15.97	15.95	15.92	0	15.81	15.87	15.93	1	/	/	/	2
	25	0	15.94	15.86	15.88	1	15.91	15.83	15.82	2	/	/	/	3
	25	12	15.91	15.93	15.93	1	15.93	15.88	15.92	2	/	/	/	3
	25	25	15.96	15.92	15.81	1	15.94	15.92	15.84	2	/	/	/	3
50	0	15.91	15.83	15.80	1	15.93	15.85	15.76	2	/	/	/	3	

Shenzhen UnionTrust Quality and Technology Co., Ltd.

Address: 16/F, Block A, Building 6, Baoneng Science and Technology Park, Qingxiang Road No.1, Longhua New District, Shenzhen, China
 Tel: +86-755-28230888 Fax: +86-755-28230886 E-mail: info@uttlab.com [Http://www.uttlab.com](http://www.uttlab.com)
 UTR-SAR-IEEE Std 1528-2013-V1.0

LTE Band / BW	RB Size	RB Offset	QPSK			3GPP MPR (dB)	16QAM			3GPP MPR (dB)	64QAM			3GPP MPR (dB)
			Low CH	Mid CH	High CH		Low CH	Mid CH	High CH		Low CH	Mid CH	High CH	
			26047	26365	26683		26047	26365	26683		26047	26365	26683	
25 / 1.4M	1	0	1850.7 MHz	1882.5 MHz	1914.3 MHz	0	1850.7 MHz	1882.5 MHz	1914.3 MHz	1	/	/	/	2
	1	2	16.21	16.21	15.94	0	16.50	16.48	16.50	1	/	/	/	2
	1	5	16.50	16.40	16.12	0	16.52	16.55	16.43	1	/	/	/	2
	3	0	16.14	16.03	15.89	0	16.50	16.46	16.51	1	/	/	/	2
	3	1	17.66	17.01	17.25	0	17.47	17.24	17.21	1	/	/	/	2
	3	3	17.43	17.38	17.07	0	17.49	17.29	17.13	1	/	/	/	2
6	0	17.61	17.08	16.91	0	17.39	17.13	17.08	1	/	/	/	2	
			16.62	16.01	16.15	1	16.58	16.06	16.04	2	/	/	/	3

LTE Band / BW	RB Size	RB Offset	QPSK			3GPP MPR (dB)	16QAM			3GPP MPR (dB)	64QAM			3GPP MPR (dB)
			Low CH	Mid CH	High CH		Low CH	Mid CH	High CH		Low CH	Mid CH	High CH	
			26055	26365	26675		26055	26365	26675		26055	26365	26675	
25 / 3M	1	0	1851.5 MHz	1882.5 MHz	1913.5 MHz	0	1851.5 MHz	1882.5 MHz	1913.5 MHz	1	/	/	/	2
	1	7	16.20	16.20	15.98	0	16.41	16.37	16.50	1	/	/	/	2
	1	14	16.65	16.48	16.23	0	16.56	16.53	16.55	1	/	/	/	2
	8	0	16.31	16.02	16.00	0	16.44	16.45	16.52	1	/	/	/	2
	8	3	16.67	16.09	16.08	1	16.44	16.15	16.14	2	/	/	/	3
	8	7	16.42	16.32	16.12	1	16.42	16.30	16.18	2	/	/	/	3
15	0	16.63	16.15	16.08	1	16.47	16.18	16.08	2	/	/	/	3	
			16.52	16.15	16.13	1	16.54	16.08	16.13	2	/	/	/	3

LTE Band / BW	RB Size	RB Offset	QPSK			3GPP MPR (dB)	16QAM			3GPP MPR (dB)	64QAM			3GPP MPR (dB)
			Low CH	Mid CH	High CH		Low CH	Mid CH	High CH		Low CH	Mid CH	High CH	
			26065	26365	26665		26065	26365	26665		26065	26365	26665	
25 / 5M	1	0	1852.5 MHz	1882.5 MHz	1912.5 MHz	0	1852.5 MHz	1882.5 MHz	1912.5 MHz	1	/	/	/	2
	1	12	16.25	16.25	16.00	0	16.55	16.54	16.49	1	/	/	/	2
	1	24	16.66	16.41	16.15	0	16.56	16.62	16.57	1	/	/	/	2
	12	0	16.16	16.03	15.88	0	16.54	16.56	16.33	1	/	/	/	2
	12	6	16.72	16.09	16.18	1	16.45	16.06	16.26	2	/	/	/	3
	12	13	16.51	16.26	16.24	1	16.38	16.21	16.10	2	/	/	/	3
25	0	16.47	16.21	16.07	1	16.44	16.06	16.10	2	/	/	/	3	
			16.54	16.15	16.10	1	16.44	16.15	16.11	2	/	/	/	3

LTE Band / BW	RB Size	RB Offset	QPSK			3GPP MPR (dB)	16QAM			3GPP MPR (dB)	64QAM			3GPP MPR (dB)
			Low CH	Mid CH	High CH		Low CH	Mid CH	High CH		Low CH	Mid CH	High CH	
			26090	26365	26640		26090	26365	26640		26090	26365	26640	
25 / 10M	1	0	1855.0 MHz	1882.5 MHz	1910.0 MHz	0	1855.0 MHz	1882.5 MHz	1910.0 MHz	1	/	/	/	2
	1	24	16.30	16.24	15.91	0	16.56	16.42	16.49	1	/	/	/	2
	1	49	16.51	16.51	16.20	0	16.47	16.47	16.45	1	/	/	/	2
	25	0	16.21	15.98	15.86	0	16.57	16.43	16.43	1	/	/	/	2
	25	12	16.75	16.12	16.19	1	16.49	16.15	16.20	2	/	/	/	3
	25	25	16.54	16.26	16.16	1	16.48	16.30	16.18	2	/	/	/	3
50	0	16.57	16.18	16.09	1	16.36	16.04	16.01	2	/	/	/	3	
			16.52	16.04	16.08	1	16.52	16.10	16.03	2	/	/	/	3

Shenzhen UnionTrust Quality and Technology Co., Ltd.

Address: 16/F, Block A, Building 6, Baoneng Science and Technology Park, Qingxiang Road No.1, Longhua New District, Shenzhen, China
 Tel: +86-755-28230888 Fax: +86-755-28230886 E-mail: info@uttlab.com [Http://www.uttlab.com](http://www.uttlab.com)
 UTR-SAR-IEEE Std 1528-2013-V1.0

LTE Band / BW	RB Size	RB Offset	QPSK			3GPP MPR (dB)	16QAM			3GPP MPR (dB)	64QAM			3GPP MPR (dB)
			Low CH	Mid CH	High CH		Low CH	Mid CH	High CH		Low CH	Mid CH	High CH	
			26115	26365	26615		26115	26365	26615		26115	26365	26615	
25 / 15M	1	0	16.20	16.13	15.93	0	16.43	16.46	16.52	1	/	/	/	2
	1	37	16.55	16.57	16.24	0	16.54	16.57	16.44	1	/	/	/	2
	1	74	16.24	15.93	15.87	0	16.55	16.50	16.49	1	/	/	/	2
	36	0	16.64	16.00	16.27	1	16.55	16.21	16.19	2	/	/	/	3
	36	19	16.46	16.29	16.24	1	16.43	16.27	16.13	2	/	/	/	3
	36	39	16.57	16.07	15.95	1	16.45	16.17	15.96	2	/	/	/	3
	75	0	16.66	16.07	16.13	1	16.56	16.07	16.08	2	/	/	/	3

LTE Band / BW	RB Size	RB Offset	QPSK			3GPP MPR (dB)	16QAM			3GPP MPR (dB)	64QAM			3GPP MPR (dB)
			Low CH	Mid CH	High CH		Low CH	Mid CH	High CH		Low CH	Mid CH	High CH	
			26140	26365	26590		26140	26365	26590		26140	26365	26590	
25 / 20M	1	0	16.36	16.28	16.10	0	16.59	16.57	16.56	1	/	/	/	2
	1	50	16.66	16.60	16.29	0	16.64	16.62	16.59	1	/	/	/	2
	1	99	16.34	16.11	16.04	0	16.61	16.58	16.53	1	/	/	/	2
	50	0	16.76	16.17	16.27	1	16.60	16.26	16.28	2	/	/	/	3
	50	25	16.57	16.40	16.25	1	16.52	16.39	16.21	2	/	/	/	3
	50	50	16.64	16.22	16.11	1	16.51	16.21	16.15	2	/	/	/	3
	100	0	16.68	16.19	16.23	1	16.59	16.24	16.21	2	/	/	/	3

Shenzhen UnionTrust Quality and Technology Co., Ltd.

LTE Band / BW	RB Size	RB Offset	QPSK			3GPP MPR (dB)	16QAM			3GPP MPR (dB)	64QAM			3GPP MPR (dB)
			Low CH	Mid CH	High CH		Low CH	Mid CH	High CH		Low CH	Mid CH	High CH	
			26697	26865	27033		26697	26865	27033		26697	26865	27033	
26 / 1.4M	1	0	814.7 MHz	831.5 MHz	848.3 MHz	0	814.7 MHz	831.5 MHz	848.3 MHz	1	814.7 MHz	831.5 MHz	848.3 MHz	2
	1	2	15.81	15.60	15.66	0	15.80	15.53	15.91	1	/	/	/	2
	1	5	16.12	15.85	15.83	0	16.01	15.80	15.77	1	/	/	/	2
	3	0	15.78	15.74	15.58	0	15.74	15.75	15.68	1	/	/	/	2
	3	1	16.83	16.81	16.87	0	16.84	16.81	16.86	1	/	/	/	2
	3	3	16.73	16.80	16.81	0	16.92	16.86	16.77	1	/	/	/	2
6	0	16.90	16.74	16.83	0	16.89	16.70	16.80	1	/	/	/	2	
	6	0	15.89	15.75	15.86	1	15.74	15.86	15.85	2	/	/	/	3

LTE Band / BW	RB Size	RB Offset	QPSK			3GPP MPR (dB)	16QAM			3GPP MPR (dB)	64QAM			3GPP MPR (dB)
			Low CH	Mid CH	High CH		Low CH	Mid CH	High CH		Low CH	Mid CH	High CH	
			26705	26865	27025		26705	26865	27025		26705	26865	27025	
26 / 3M	1	0	815.5 MHz	831.5 MHz	847.5 MHz	0	815.5 MHz	831.5 MHz	847.5 MHz	1	815.5 MHz	831.5 MHz	847.5 MHz	2
	1	7	15.78	15.74	15.65	0	15.91	15.57	15.92	1	/	/	/	2
	1	14	16.06	15.98	15.76	0	16.03	15.90	15.71	1	/	/	/	2
	8	0	15.72	15.61	15.60	0	15.59	15.73	15.78	1	/	/	/	2
	8	3	15.77	15.87	15.75	1	15.87	15.67	15.78	2	/	/	/	3
	8	7	15.84	15.77	15.91	1	15.95	15.79	15.91	2	/	/	/	3
15	0	15.95	15.79	15.67	1	15.76	15.73	15.81	2	/	/	/	3	
	15	0	15.85	15.87	15.72	1	15.84	15.78	15.78	2	/	/	/	3

LTE Band / BW	RB Size	RB Offset	QPSK			3GPP MPR (dB)	16QAM			3GPP MPR (dB)	64QAM			3GPP MPR (dB)
			Low CH	Mid CH	High CH		Low CH	Mid CH	High CH		Low CH	Mid CH	High CH	
			26715	26865	27015		26715	26865	27015		26715	26865	27015	
26 / 5M	1	0	816.5 MHz	831.5 MHz	846.5 MHz	0	816.5 MHz	831.5 MHz	846.5 MHz	1	816.5 MHz	831.5 MHz	846.5 MHz	2
	1	12	15.72	15.77	15.57	0	15.93	15.53	15.98	1	/	/	/	2
	1	24	15.99	15.83	15.83	0	15.91	15.86	15.78	1	/	/	/	2
	12	0	15.87	15.62	15.69	0	15.62	15.80	15.86	1	/	/	/	2
	12	6	15.67	15.81	15.75	1	15.78	15.82	15.76	2	/	/	/	3
	12	13	15.86	15.93	15.74	1	15.90	15.71	15.84	2	/	/	/	3
	25	0	15.82	15.69	15.83	1	15.78	15.71	15.85	2	/	/	/	3
	25	0	15.96	15.89	15.84	1	15.80	15.81	15.86	2	/	/	/	3

LTE Band / BW	RB Size	RB Offset	QPSK			3GPP MPR (dB)	16QAM			3GPP MPR (dB)	64QAM			3GPP MPR (dB)
			Low CH	Mid CH	High CH		Low CH	Mid CH	High CH		Low CH	Mid CH	High CH	
			26740	26865	26990		26740	26865	26990		26740	26865	26990	
26 / 10M	1	0	819.0 MHz	831.5 MHz	844.0 MHz	0	819.0 MHz	831.5 MHz	844.0 MHz	1	819.0 MHz	831.5 MHz	844.0 MHz	2
	1	24	15.82	15.70	15.63	0	15.75	15.52	15.97	1	/	/	/	2
	1	49	16.13	15.81	15.72	0	15.85	15.81	15.72	1	/	/	/	2
	25	0	15.72	15.70	15.57	0	15.68	15.72	15.70	1	/	/	/	2
	25	12	15.71	15.88	15.80	1	15.87	15.67	15.75	2	/	/	/	3
	25	25	15.80	15.83	15.75	1	15.94	15.76	15.81	2	/	/	/	3
	50	0	15.91	15.85	15.83	1	15.81	15.85	15.82	2	/	/	/	3
	50	0	15.82	15.88	15.74	1	15.69	15.91	15.90	2	/	/	/	3

Shenzhen UnionTrust Quality and Technology Co., Ltd.

Address: 16/F, Block A, Building 6, Baoneng Science and Technology Park, Qingxiang Road No.1, Longhua New District, Shenzhen, China
 Tel: +86-755-28230888 Fax: +86-755-28230886 E-mail: info@uttlab.com [Http://www.uttlab.com](http://www.uttlab.com)
 UTR-SAR-IEEE Std 1528-2013-V1.0

LTE Band / BW	RB Size	RB Offset	QPSK			3GPP MPR (dB)	16QAM			3GPP MPR (dB)	64QAM			3GPP MPR (dB)
			Low CH	Mid CH	High CH		Low CH	Mid CH	High CH		Low CH	Mid CH	High CH	
			26765	26865	26965		26765	26865	26965		26765	26865	26965	
			821.5 MHz	831.5 MHz	841.5 MHz		821.5 MHz	831.5 MHz	841.5 MHz		821.5 MHz	831.5 MHz	841.5 MHz	
26 / 15M	1	0	15.91	15.79	15.77	0	15.94	15.65	15.99	1	/	/	/	2
	1	37	16.16	15.99	15.92	0	16.04	15.96	15.80	1	/	/	/	2
	1	74	15.89	15.79	15.77	0	15.76	15.81	15.86	1	/	/	/	2
	36	0	15.86	15.97	15.91	1	15.95	15.86	15.88	2	/	/	/	3
	36	19	15.93	15.96	15.92	1	15.95	15.88	15.91	2	/	/	/	3
	36	39	15.98	15.87	15.85	1	15.93	15.87	15.92	2	/	/	/	3
75	0	15.97	15.91	15.92	1	15.89	15.94	15.96	2	/	/	/	3	

LTE Band / BW	RB Size	RB Offset	QPSK			3GPP MPR (dB)	16QAM			3GPP MPR (dB)	64QAM			3GPP MPR (dB)
			Low CH	Mid CH	High CH		Low CH	Mid CH	High CH		Low CH	Mid CH	High CH	
			27685	27710	27735		27685	27710	27735		27685	27710	27735	
			2307.5 MHz	2310.0 MHz	2312.5 MHz		2307.5 MHz	2310.0 MHz	2312.5 MHz		2307.5 MHz	2310.0 MHz	2312.5 MHz	
30 / 5M	1	0	/	10.99	/	0	/	11.17	/	1	/	/	/	2
	1	12	/	11.27	/	0	/	11.22	/	1	/	/	/	2
	1	24	/	11.13	/	0	/	11.26	/	1	/	/	/	2
	12	0	/	11.18	/	1	/	11.12	/	2	/	/	/	3
	12	6	/	10.88	/	1	/	11.01	/	2	/	/	/	3
	12	13	/	10.96	/	1	/	10.94	/	2	/	/	/	3
25	0	/	11.08	/	1	/	11.17	/	2	/	/	/	3	

LTE Band / BW	RB Size	RB Offset	QPSK	3GPP MPR (dB)	16QAM	3GPP MPR (dB)	64QAM	3GPP MPR (dB)
			Mid CH		Mid CH			
			27710		27710			
			2310.0 MHz		2310.0 MHz			
30 / 10M	1	0	11.14	0	11.32	1	/	2
	1	24	11.36	0	11.33	1	/	2
	1	49	11.15	0	11.35	1	/	2
	25	0	11.22	1	11.21	2	/	3
	25	12	11.00	1	11.07	2	/	3
	25	25	11.07	1	11.13	2	/	3
50	0	11.22	1	11.18	2	/	3	

Shenzhen UnionTrust Quality and Technology Co., Ltd.

Address: 16/F, Block A, Building 6, Baoneng Science and Technology Park, Qingxiang Road No.1, Longhua New District, Shenzhen, China
 Tel: +86-755-28230888 Fax: +86-755-28230886 E-mail: info@uttlab.com [Http://www.uttlab.com](http://www.uttlab.com)
 UTR-SAR-IEEE Std 1528-2013-V1.0

LTE Band / BW	RB Size	RB Offset	QPSK			3GPP MPR (dB)	16QAM			3GPP MPR (dB)	64QAM			3GPP MPR (dB)
			Low CH	Mid CH	High CH		Low CH	Mid CH	High CH		Low CH	Mid CH	High CH	
			39675	40620	41565		39675	40620	41565		39675	40620	41565	
			2498.5 MHz	2593.0 MHz	2687.5 MHz		2498.5 MHz	2593.0 MHz	2687.5 MHz		2498.5 MHz	2593.0 MHz	2687.5 MHz	
41 / 5M	1	0	12.37	12.42	12.79	0	12.32	12.78	12.90	1	/	/	/	2
	1	12	12.40	12.72	12.82	0	12.53	12.77	12.92	1	/	/	/	2
	1	24	12.15	12.40	12.56	0	12.33	12.65	12.97	1	/	/	/	2
	12	0	12.27	12.74	12.71	1	12.27	12.60	12.74	2	/	/	/	3
	12	6	12.37	12.69	12.91	1	12.30	12.69	12.73	2	/	/	/	3
	12	13	12.04	12.68	12.94	1	12.23	12.56	12.93	2	/	/	/	3
	25	0	12.30	12.70	12.86	1	12.33	12.56	12.80	2	/	/	/	3

LTE Band / BW	RB Size	RB Offset	QPSK			3GPP MPR (dB)	16QAM			3GPP MPR (dB)	64QAM			3GPP MPR (dB)
			Low CH	Mid CH	High CH		Low CH	Mid CH	High CH		Low CH	Mid CH	High CH	
			39700	40620	41540		39700	40620	41540		39700	40620	41540	
			2501.0 MHz	2593.0 MHz	2685.0 MHz		2501.0 MHz	2593.0 MHz	2685.0 MHz		2501.0 MHz	2593.0 MHz	2685.0 MHz	
41 / 10M	1	0	12.39	12.57	12.88	0	12.37	12.73	12.88	1	/	/	/	2
	1	24	12.50	12.83	12.98	0	12.37	12.63	12.86	1	/	/	/	2
	1	49	12.21	12.59	12.63	0	12.30	12.69	12.79	1	/	/	/	2
	25	0	12.24	12.72	12.79	1	12.34	12.57	12.82	2	/	/	/	3
	25	12	12.35	12.62	12.84	1	12.30	12.65	12.88	2	/	/	/	3
	25	25	12.00	12.55	12.79	1	12.14	12.59	12.98	2	/	/	/	3
	50	0	12.14	12.63	12.83	1	12.28	12.54	12.79	2	/	/	/	3

LTE Band / BW	RB Size	RB Offset	QPSK			3GPP MPR (dB)	16QAM			3GPP MPR (dB)	64QAM			3GPP MPR (dB)
			Low CH	Mid CH	High CH		Low CH	Mid CH	High CH		Low CH	Mid CH	High CH	
			39725	40620	41515		39725	40620	41515		39725	40620	41515	
			2503.5 MHz	2593.0 MHz	2682.5 MHz		2503.5 MHz	2593.0 MHz	2682.5 MHz		2503.5 MHz	2593.0 MHz	2682.5 MHz	
41 / 15M	1	0	12.29	12.57	12.89	0	12.43	12.74	12.92	1	/	/	/	2
	1	37	12.47	12.68	12.91	0	12.42	12.63	12.90	1	/	/	/	2
	1	74	12.16	12.43	12.67	0	12.33	12.72	12.95	1	/	/	/	2
	36	0	12.25	12.62	12.81	1	12.34	12.52	12.82	2	/	/	/	3
	36	19	12.29	12.67	12.83	1	12.35	12.69	12.93	2	/	/	/	3
	36	39	12.09	12.62	12.93	1	12.05	12.71	12.96	2	/	/	/	3
	75	0	12.24	12.71	12.80	1	12.24	12.62	12.71	2	/	/	/	3

LTE Band / BW	RB Size	RB Offset	QPSK			3GPP MPR (dB)	16QAM			3GPP MPR (dB)	64QAM			3GPP MPR (dB)
			Low CH	Mid CH	High CH		Low CH	Mid CH	High CH		Low CH	Mid CH	High CH	
			39750	40620	41490		39750	40620	41490		39750	40620	41490	
			2506.0 MHz	2593.0 MHz	2680.0 MHz		2506.0 MHz	2593.0 MHz	2680.0 MHz		2506.0 MHz	2593.0 MHz	2680.0 MHz	
41 / 20M	1	0	12.45	12.62	12.97	0	12.52	12.78	12.95	1	/	/	/	2
	1	50	12.58	12.86	13.01	0	12.56	12.80	12.99	1	/	/	/	2
	1	99	12.29	12.59	12.73	0	12.40	12.81	12.97	1	/	/	/	2
	50	0	12.36	12.78	12.90	1	12.43	12.64	12.91	2	/	/	/	3
	50	25	12.42	12.71	12.92	1	12.38	12.77	12.93	2	/	/	/	3
	50	50	12.18	12.71	12.97	1	12.24	12.74	12.98	2	/	/	/	3
	100	0	12.34	12.77	12.94	1	12.33	12.72	12.90	2	/	/	/	3

Shenzhen UnionTrust Quality and Technology Co., Ltd.

Address: 16/F, Block A, Building 6, Baoneng Science and Technology Park, Qingxiang Road No.1, Longhua New District, Shenzhen, China
 Tel: +86-755-28230888 Fax: +86-755-28230886 E-mail: info@uttlab.com [Http://www.uttlab.com](http://www.uttlab.com)
 UTRR-SAR-IEEE Std 1528-2013-V1.0

LTE Band / BW	RB Size	RB Offset	QPSK			3GPP MPR (dB)	16QAM			3GPP MPR (dB)	64QAM			3GPP MPR (dB)
			CH 131979	CH 132322	CH 132665		CH 131979	CH 132322	CH 132665		CH 131979	CH 132322	CH 132665	
			1710.7 MHz	1745 MHz	1779.3 MHz		1710.7 MHz	1745 MHz	1779.3 MHz		1710.7 MHz	1745 MHz	1779.3 MHz	
66 / 1.4M	1	0	12.89	13.04	13.14	0	13.20	13.27	13.52	1	/	/	/	2
	1	2	13.28	13.44	13.54	0	13.37	13.31	13.45	1	/	/	/	2
	1	5	13.10	13.03	13.35	0	13.44	13.52	13.39	1	/	/	/	2
	3	0	14.07	14.19	14.43	0	14.08	14.03	14.34	1	/	/	/	2
	3	1	14.09	14.21	14.46	0	14.18	14.25	14.38	1	/	/	/	2
	3	3	14.03	14.27	14.25	0	14.07	14.30	14.36	1	/	/	/	2
6	0	12.93	13.28	13.53	1	13.01	13.31	13.29	2	/	/	/	3	

LTE Band / BW	RB Size	RB Offset	QPSK			3GPP MPR (dB)	16QAM			3GPP MPR (dB)	64QAM			3GPP MPR (dB)
			CH 131987	CH 132322	CH 132657		CH 131987	CH 132322	CH 132657		CH 131987	CH 132322	CH 132657	
			1711.5 MHz	1745 MHz	1778.5 MHz		1711.5 MHz	1745 MHz	1778.5 MHz		1711.5 MHz	1745 MHz	1778.5 MHz	
66 / 3M	1	0	12.75	12.94	13.06	0	13.21	13.27	13.36	1	/	/	/	2
	1	7	13.22	13.37	13.49	0	13.29	13.37	13.43	1	/	/	/	2
	1	14	12.94	13.04	13.22	0	13.35	13.54	13.50	1	/	/	/	2
	8	0	12.97	13.18	13.53	1	12.97	13.14	13.33	2	/	/	/	3
	8	3	13.05	13.36	13.40	1	13.14	13.32	13.35	2	/	/	/	3
	8	7	12.91	13.37	13.39	1	13.13	13.32	13.36	2	/	/	/	3
15	0	12.92	13.14	13.48	1	13.14	13.14	13.39	2	/	/	/	3	

LTE Band / BW	RB Size	RB Offset	QPSK			3GPP MPR (dB)	16QAM			3GPP MPR (dB)	64QAM			3GPP MPR (dB)
			CH 131997	CH 132322	CH 132647		CH 131997	CH 132322	CH 132647		CH 131997	CH 132322	CH 132647	
			1712.5 MHz	1745 MHz	1777.5 MHz		1712.5 MHz	1745 MHz	1777.5 MHz		1712.5 MHz	1745 MHz	1777.5 MHz	
66 / 5M	1	0	12.90	12.96	13.13	0	13.14	13.20	13.37	1	/	/	/	2
	1	12	13.33	13.27	13.54	0	13.19	13.41	13.51	1	/	/	/	2
	1	24	13.05	13.03	13.31	0	13.37	13.38	13.53	1	/	/	/	2
	12	0	12.90	13.14	13.54	1	13.07	13.18	13.24	2	/	/	/	3
	12	6	13.12	13.29	13.36	1	13.06	13.30	13.47	2	/	/	/	3
	12	13	13.08	13.31	13.28	1	13.16	13.21	13.36	2	/	/	/	3
25	0	13.02	13.18	13.47	1	13.11	13.19	13.41	2	/	/	/	3	

LTE Band / BW	RB Size	RB Offset	QPSK			3GPP MPR (dB)	16QAM			3GPP MPR (dB)	64QAM			3GPP MPR (dB)
			CH 132022	CH 132322	CH 132622		CH 132022	CH 132322	CH 132622		CH 132022	CH 132322	CH 132622	
			1715 MHz	1745 MHz	1775 MHz		1715 MHz	1745 MHz	1775 MHz		1715 MHz	1745 MHz	1775 MHz	
66 / 10M	1	0	12.84	12.98	13.18	0	13.09	13.29	13.54	1	/	/	/	2
	1	24	13.38	13.30	13.50	0	13.20	13.26	13.54	1	/	/	/	2
	1	49	13.01	13.19	13.29	0	13.35	13.37	13.50	1	/	/	/	2
	25	0	13.05	13.11	13.46	1	12.95	13.19	13.40	2	/	/	/	3
	25	12	13.06	13.29	13.39	1	13.15	13.34	13.31	2	/	/	/	3
	25	25	12.97	13.28	13.33	1	13.09	13.34	13.25	2	/	/	/	3
50	0	12.97	13.27	13.53	1	12.97	13.21	13.41	2	/	/	/	3	

Shenzhen UnionTrust Quality and Technology Co., Ltd.

Address: 16/F, Block A, Building 6, Baoneng Science and Technology Park, Qingxiang Road No.1, Longhua New District, Shenzhen, China
 Tel: +86-755-28230888 Fax: +86-755-28230886 E-mail: info@uttlab.com [Http://www.uttlab.com](http://www.uttlab.com)
 UTTR-SAR-IEEE Std 1528-2013-V1.0

LTE Band / BW	RB Size	RB Offset	QPSK			3GPP MPR (dB)	16QAM			3GPP MPR (dB)	64QAM			3GPP MPR (dB)
			CH 132047	CH 132322	CH 132597		CH 132047	CH 132322	CH 132597		CH 132047	CH 132322	CH 132597	
			1717.5 MHz	1745 MHz	1772.5 MHz		1717.5 MHz	1745 MHz	1772.5 MHz		1717.5 MHz	1745 MHz	1772.5 MHz	
66 / 15M	1	0	12.83	13.03	13.13	0	13.07	13.28	13.49	1	/	/	/	2
	1	37	13.20	13.41	13.49	0	13.36	13.33	13.54	1	/	/	/	2
	1	74	13.12	13.19	13.28	0	13.49	13.42	13.45	1	/	/	/	2
	36	0	13.02	13.26	13.43	1	13.03	13.16	13.38	2	/	/	/	3
	36	19	13.04	13.31	13.46	1	13.02	13.32	13.35	2	/	/	/	3
	36	39	12.96	13.36	13.30	1	13.15	13.38	13.34	2	/	/	/	3
75	0	12.89	13.26	13.42	1	12.96	13.13	13.39	2	/	/	/	3	

LTE Band / BW	RB Size	RB Offset	QPSK			3GPP MPR (dB)	16QAM			3GPP MPR (dB)	64QAM			3GPP MPR (dB)
			CH 132072	CH 132322	CH 132572		CH 132072	CH 132322	CH 132572		CH 132072	CH 132322	CH 132572	
			1720 MHz	1745 MHz	1770 MHz		1720 MHz	1745 MHz	1770 MHz		1720 MHz	1745 MHz	1770 MHz	
66 / 20M	1	0	12.91	13.09	13.25	0	13.22	13.39	13.54	1	/	/	/	2
	1	50	13.40	13.45	13.60	0	13.38	13.44	13.58	1	/	/	/	2
	1	99	13.13	13.21	13.41	0	13.54	13.55	13.57	1	/	/	/	2
	50	0	13.10	13.30	13.59	1	13.13	13.23	13.44	2	/	/	/	3
	50	25	13.15	13.38	13.51	1	13.21	13.38	13.48	2	/	/	/	3
	50	50	13.11	13.43	13.42	1	13.18	13.41	13.40	2	/	/	/	3
	100	0	13.08	13.30	13.54	1	13.16	13.32	13.46	2	/	/	/	3

Shenzhen UnionTrust Quality and Technology Co., Ltd.

LTE Band / BW	RB Size	RB Offset	QPSK			3GPP MPR (dB)	16QAM			3GPP MPR (dB)	64QAM			3GPP MPR (dB)
			CH 133147	CH 133297	CH 133447		CH 133147	CH 133297	CH 133447		CH 133147	CH 133297	CH 133447	
			665.5 MHz	680.5 MHz	695.5 MHz		665.5 MHz	680.5 MHz	695.5 MHz		665.5 MHz	680.5 MHz	695.5 MHz	
71 / 5M	1	0	16.52	16.25	16.22	0	16.59	16.38	16.24	1	/	/	/	2
	1	12	16.66	16.47	16.55	0	16.49	16.68	16.49	1	/	/	/	2
	1	24	16.39	16.25	16.31	0	16.45	16.44	16.38	1	/	/	/	2
	12	0	16.37	16.47	16.51	1	16.48	16.46	16.29	2	/	/	/	3
	12	6	15.55	16.52	16.39	1	16.37	16.50	16.34	2	/	/	/	3
	12	13	16.49	16.52	16.38	1	16.46	16.33	16.45	2	/	/	/	3
25	0	16.47	16.46	16.43	1	16.42	16.41	16.46	2	/	/	/	3	

LTE Band / BW	RB Size	RB Offset	QPSK			3GPP MPR (dB)	16QAM			3GPP MPR (dB)	64QAM			3GPP MPR (dB)
			CH 133172	CH 133297	CH 133422		CH 133172	CH 133297	CH 133422		CH 133172	CH 133297	CH 133422	
			668 MHz	680.5 MHz	693 MHz		668 MHz	680.5 MHz	693 MHz		668 MHz	680.5 MHz	693 MHz	
71 / 10M	1	0	16.46	16.27	16.27	0	16.54	16.47	16.41	1	/	/	/	2
	1	24	16.71	16.50	16.51	0	16.50	16.53	16.52	1	/	/	/	2
	1	49	16.35	16.41	16.29	0	16.43	16.43	16.35	1	/	/	/	2
	25	0	16.52	16.44	16.43	1	16.36	16.47	16.45	2	/	/	/	3
	25	12	15.49	16.52	16.42	1	16.46	16.54	16.18	2	/	/	/	3
	25	25	16.38	16.49	16.43	1	16.39	16.46	16.34	2	/	/	/	3
	50	0	16.42	16.55	16.49	1	16.28	16.43	16.46	2	/	/	/	3

LTE Band / BW	RB Size	RB Offset	QPSK			3GPP MPR (dB)	16QAM			3GPP MPR (dB)	64QAM			3GPP MPR (dB)
			CH 133197	CH 133297	CH 133397		CH 133197	CH 133297	CH 133397		CH 133197	CH 133297	CH 133397	
			670.5 MHz	680.5 MHz	690.5 MHz		670.5 MHz	680.5 MHz	690.5 MHz		670.5 MHz	680.5 MHz	690.5 MHz	
71 / 15M	1	0	16.45	16.32	16.22	0	16.52	16.46	16.36	1	/	/	/	2
	1	37	16.53	16.61	16.50	0	16.66	16.60	16.52	1	/	/	/	2
	1	74	16.46	16.41	16.28	0	16.57	16.48	16.30	1	/	/	/	2
	36	0	16.49	16.59	16.40	1	16.44	16.44	16.43	2	/	/	/	3
	36	19	15.47	16.54	16.49	1	16.33	16.52	16.22	2	/	/	/	3
	36	39	16.37	16.57	16.40	1	16.45	16.50	16.43	2	/	/	/	3
75	0	16.34	16.54	16.38	1	16.27	16.35	16.44	2	/	/	/	3	

LTE Band / BW	RB Size	RB Offset	QPSK			3GPP MPR (dB)	16QAM			3GPP MPR (dB)	64QAM			3GPP MPR (dB)
			CH 133222	CH 133322	CH 133372		CH 133222	CH 133322	CH 133372		CH 133222	CH 133322	CH 133372	
			673 MHz	683 MHz	688 MHz		673 MHz	683 MHz	688 MHz		673 MHz	683 MHz	688 MHz	
71 / 20M	1	0	16.53	16.38	16.34	0	16.67	16.57	16.41	1	/	/	/	2
	1	50	16.73	16.65	16.61	0	16.68	16.71	16.56	1	/	/	/	2
	1	99	16.47	16.43	16.41	0	16.62	16.61	16.42	1	/	/	/	2
	50	0	16.57	16.63	16.56	1	16.54	16.51	16.49	2	/	/	/	3
	50	25	15.58	16.61	16.54	1	16.52	16.58	16.35	2	/	/	/	3
	50	50	16.52	16.64	16.52	1	16.48	16.53	16.49	2	/	/	/	3
	100	0	16.53	16.58	16.50	1	16.47	16.54	16.51	2	/	/	/	3

Note:

The PCC Tx power is measured with SCC downlink carrier aggregation active, using the channel with highest measured maximum output power when downlink carrier aggregation is inactive, to confirm that when downlink carrier aggregation is active, uplink maximum output power remains within the specified tune-up tolerance limits and not more than 1/4 dB higher than the maximum output power measured when downlink carrier aggregation is inactive.

Shenzhen UnionTrust Quality and Technology Co., Ltd.

4.3.4 Conducted Power of WLAN

Mode		Channel	Frequency (MHz)	Average Power (dBm)
2.4G	802.11b	1	2412	10.29
		6	2437	10.32
		11	2462	10.71
	802.11g	1	2412	8.87
		6	2437	8.93
		11	2462	9.35
	802.11n (HT20)	1	2412	7.54
		6	2437	7.76
		11	2462	7.84
	802.11n (HT40)	3	2422	7.49
		6	2437	7.75
		9	2452	8.14

Mode		Channel	Frequency (MHz)	Average Power (dBm)
802.11a	5.2G	36	5180	10.57
		40	5200	10.54
		44	5220	10.46
		48	5240	9.76
	5.3G	52	5260	10.38
		56	5280	10.31
		60	5300	10.26
		64	5320	9.98
	5.6G	100	5500	9.56
		104	5520	9.43
		108	5540	9.54
		112	5560	9.49
		116	5580	8.96
		132	5660	9.33
		136	5680	9.86
		140	5700	9.79
	5.8G	149	5745	9.16
		153	5765	8.95
		157	5785	8.54
		161	5805	8.08
165		5825	7.57	

Mode		Channel	Frequency (MHz)	Average Power (dBm)
802.11n (HT20)	5.2G	36	5180	10.04
		40	5200	9.96
		44	5220	9.75
		48	5240	9.66
	5.3G	52	5260	9.52
		56	5280	9.36
		60	5300	9.21
		64	5320	8.88
	5.6G	100	5500	7.92
		104	5520	7.82
		108	5540	8.05
		112	5560	8.04
		116	5580	8.11
		132	5660	8.15
		136	5680	7.92
	5.8G	140	5700	7.75
		149	5745	6.92
		153	5765	6.73
		157	5785	6.39
		161	5805	5.96
		165	5825	5.81

Mode		Channel	Frequency (MHz)	Average Power (dBm)
802.11n (HT40)	5.2G	38	5190	8.77
		46	5230	8.54
	5.3G	54	5270	8.33
		62	5310	7.93
	5.6G	102	5510	6.81
		110	5550	6.71
		134	5670	6.90
	5.8G	151	5755	5.61
		159	5795	4.98

Shenzhen UnionTrust Quality and Technology Co., Ltd.

4.3.5 Conducted Power of BT

Mode		Channel	Frequency (MHz)	Average Power (dBm)
BR + EDR	GFSK	0	2402	4.36
		39	2441	3.59
		78	2480	2.99
	π/4-DQPSK	0	2402	2.56
		39	2441	1.82
		78	2480	1.21
	8-DPSK	0	2402	2.54
		39	2441	1.84
		78	2480	1.22

Mode		Channel	Frequency (MHz)	Average Power (dBm)
LE	LE	0	2402	-0.67
		19	2440	-1.36
		39	2480	-1.70

4.4 SAR Test Exclusion Evaluations

4.4.1 Standalone SAR Test Exclusion Considerations

According to KDB 447498 D01, the SAR test exclusion condition is based on source-based time-averaged maximum conducted output power, adjusted for tune-up tolerance, and the minimum test separation distance required for the exposure conditions. The 1-g and 10-g SAR test exclusion thresholds are determined by the following:

- a) For 100 MHz to 6 GHz and test separation distances ≤ 50 mm:

$$\frac{\text{Max. Tune up Power}_{(mW)}}{\text{Min. Test Separation Distance}_{(mm)}} \times \sqrt{f_{(GHz)}} \leq 3.0 \text{ for SAR-1g, } \leq 7.5 \text{ for SAR-10g}$$

When the minimum test separation distance is < 5 mm, a distance of 5 mm is applied to determine SAR test exclusion.

- b) For 100 MHz to 1500 MHz and test separation distances > 50 mm:

$$\{[\text{Threshold for 50 mm in step a)}] + [(\text{test separation distance} - 50 \text{ mm}) \cdot (f_{(MHz)}/150)]\} \text{ mW}$$

- c) For >1500 MHz and ≤ 6 GHz and test separation distances > 50 mm:

$$\{[\text{Threshold for 50 mm in step a)}] + [(\text{test separation distance} - 50 \text{ mm}) \cdot 10]\} \text{ mW}$$

When the calculated result in step a) is ≤ 3.0 for SAR-1g exposure condition, or ≤ 7.5 for SAR-10g exposure condition, the SAR testing exclusion is applied.

When the device output power is less than the calculated result (power threshold, mW) shown in in step b) and c), the SAR testing exclusion is applied.

Mode	Max. Tune-up Power (dBm)	Max. Tune-up Power (mW)	RearFace			TopSide		
			Ant. to Surface (mm)	Calculated Result	Require SAR Testing?	Ant. to Surface (mm)	Calculated Result	Require SAR Testing?
BR + EDR	5.0	3.16	5	1.0	No	5	1	No
LE	0.0	1.00	5	0.3	No	5	0.3	No

4.4.2 Estimated SAR Calculation

According to KDB 447498 D01, when an antenna qualifies for the standalone SAR test exclusion and also transmits simultaneously with other antennas, the standalone SAR value must be estimated according to the following to determine the simultaneous transmission SAR test exclusion criteria:

a) For test separation distances ≤ 50 mm:

$$\text{Estimated SAR} = \frac{\text{Max. Tune up Power}_{(mW)}}{\text{Min. Test Separation Distance}_{(mm)}} \times \frac{\sqrt{f(\text{GHz})}}{x}$$

Where $x = 7.5$ for 1-g SAR and $x = 18.75$ for 10-g SAR.

b) For test separation distances > 50 mm, 0.4 W/kg for 1-g SAR and 1.0 W/kg for 10-g SAR.

Mode / Band	Frequency (GHz)	Max. Tune-up Power (dBm)	Test Position	Separation Distance (mm)	Estimated SAR (W/kg)
BT(DSS)	2.48	5.0	Body	5	0.13
BT(DTS)	2.48	0.0	Body	5	0.04

4.5 SAR Testing Results

4.5.1 SAR Test Reduction Considerations

KDB 447498 D01 General RF Exposure Guidance

Testing of other required channels within the operating mode of a frequency band is not required when the *reported* SAR for the mid-band or highest output power channel is:

- a) ≤ 0.8 W/kg or 2.0 W/kg, for 1-g or 10-g respectively, when the transmission band is ≤ 100 MHz
- b) ≤ 0.6 W/kg or 1.5 W/kg, for 1-g or 10-g respectively, when the transmission band is between 100 MHz and 200 MHz
- c) ≤ 0.4 W/kg or 1.0 W/kg, for 1-g or 10-g respectively, when the transmission band is ≥ 200 MHz

KDB 941225 D01 3G SAR Procedures

a) GSM SAR Test Reduction

SAR test reduction for GPRS and EDGE modes is determined by the source-based time-averaged output power specified for production units, including tune-up tolerance. The data mode with highest specified time-averaged output power should be tested for SAR compliance in the applicable exposure conditions. For modes with the same specified maximum output power and tolerance, the higher number time-slot configuration should be tested. The GMSK EDGE configurations are grouped with GPRS and considered with respect to time-averaged maximum output power to determine compliance. The 3G SAR test reduction procedure is applied to 8-PSK EDGE with GMSK GPRS/EDGE as the primary mode.

b) 3G SAR Test Reduction Procedure

The mode tested for SAR is referred to as the primary mode. The equivalent modes considered for SAR test reduction are denoted as secondary modes. Both primary and secondary modes must be in the same frequency band. When the maximum output power and tune-up tolerance specified for production units in a secondary mode is $\leq 1/4$ dB higher than the primary mode or when the highest reported SAR of the primary mode is scaled by the ratio of specified maximum output power and tune-up tolerance of secondary to primary mode and the adjusted SAR is ≤ 1.2 W/kg, SAR measurement is not required for the secondary mode.

KDB 941225 D05 SAR for LTE Devices

a) QPSK with 1 RB and 50% RB allocation

Start with the largest channel bandwidth and measure SAR, using the RB offset and required test channel combination with the highest maximum output power among RB offsets at the upper edge, middle and lower edge of each required test channel. When the reported SAR is ≤ 0.8 W/kg, testing of the remaining RB offset configurations and required test channels is not required; otherwise, SAR is required for the remaining required test channels and only for the RB offset configuration with the highest output power for that channel. When the reported SAR of a required test channel is > 1.45 W/kg, SAR is required for all three RB offset configurations for that required test channel.

b) QPSK with 100% RB allocation

SAR is not required when the highest maximum output power for 100% RB allocation is less than the highest maximum output power in 50% and 1 RB allocations and the highest reported SAR for 1 RB and 50% RB allocation are ≤ 0.8 W/kg. Otherwise, SAR is measured for the highest output power channel; and if the reported SAR is > 1.45 W/kg, the remaining required test channels must also be tested.

c) Higher order modulations

SAR is required only when the highest maximum output power for the configuration in the higher order modulation is $> 1/2$ dB higher than the same configuration in QPSK or when the reported SAR for the QPSK

Shenzhen UnionTrust Quality and Technology Co., Ltd.

configuration is > 1.45 W/kg.

d) Other channel bandwidth

SAR is required when the highest maximum output power of the smaller channel bandwidth is >1/2 dB higher than the equivalent channel configurations in the largest channel bandwidth configuration or the reported SAR of a configuration for the largest channel bandwidth is > 1.45 W/kg.

KDB 941225 D06 Hot Spot SAR

Hotspot mode SAR is measured for all edges and surfaces of the device with a transmitting antenna located within 25 mm from that surface or edge.

Antenna	Front Face	Rear Face	Left Side	Right Side	Top Side	Bottom Side
WWAN Ant-0	No	Yes	No	Yes	Yes	No
WLAN / BT	No	Yes	No	No	Yes	No

KDB 248227 D01 Wi-Fi SAR

- a) For handsets operating next to ear, hotspot mode or mini-tablet configurations, the initial test position procedures were applied. The test position with the highest extrapolated peak SAR will be used as the initial test position. When the reported SAR of initial test position is <= 0.4 W/kg, SAR testing for remaining test positions is not required. Otherwise, SAR is evaluated at the subsequent highest peak SAR positions until the reported SAR result is <= 0.8 W/kg or all test positions are measured.
- b) For WLAN 2.4 GHz, the highest measured maximum output power channel for DSSS was selected for SAR measurement. When the reported SAR is <= 0.8 W/kg, no further SAR testing is required. Otherwise, SAR is evaluated at the next highest measured output power channel. When any reported SAR is >1.2 W/kg, SAR is required for the third channel. For OFDM modes (802.11g/n), SAR is not required when the highest reported SAR for DSSS is adjusted by the ratio of OFDM to DSSS specified maximum output power and it is <= 1.2 W/kg.
- c) For WLAN 5GHz, the initial test configuration was selected according to the transmission mode with the highest maximum output power. When the reported SAR of initial test configuration is > 0.8 W/kg, SAR is required for the subsequent highest measured output power channel until the reported SAR result is <=1.2 W/kg or all required channels are measured. For other transmission modes, SAR is not required when the highest reported SAR for initial test configuration is adjusted by the ratio of subsequent test configuration to initial test configuration specified maximum output power and it is <= 1.2 W/kg.
- d) For WLAN MIMO mode, the power-based standalone SAR test exclusion or the sum of SAR provision in KDB 447498 to determine simultaneous transmission SAR test exclusion should be applied. Otherwise, SAR for MIMO mode will be measured with all applicable antennas transmitting simultaneously at the specified maximum output power of MIMO operation.

4.5.2 SAR Results for Body Exposure Condition

Plot No.	Band	Mode	Test Position	Separation Distance (cm)	Ch.	RB	offset	Max. Tune-up Power (dBm)	Measured Conducted Power (dBm)	Power Drift (dB)	Measured SAR-1g (W/kg)	Scaling Factor	Scaled SAR-1g (W/kg)	Note
1	GSM850	GPRS10	Rear Face	1.1	128	-	-	32.5	32.01	0.02	0.418	1.12	0.468	Full Power
	GSM850	GPRS10	Right Side	1.1	128	-	-	32.5	32.01	0.02	0.393	1.12	0.440	
	GSM850	GPRS10	Top Side	1.1	128	-	-	32.5	32.01	-0.07	0.114	1.12	0.128	
	GSM850	GPRS12	Rear Face	0	128	-	-	21.5	21.01	0.07	0.417	1.12	0.467	Power Reduction
	GSM850	GPRS12	Right Side	0	128	-	-	21.5	21.01	0.02	0.140	1.12	0.157	
	GSM850	GPRS12	Top Side	0	128	-	-	21.5	21.01	0.03	0.300	1.12	0.336	
2	GSM1900	GPRS12	Rear Face	1.1	512	-	-	26.0	25.78	-0.02	0.644	1.05	0.677	Full Power
	GSM1900	GPRS12	Right Side	1.1	512	-	-	26.0	25.78	0.03	0.304	1.05	0.320	
	GSM1900	GPRS12	Top Side	1.1	512	-	-	26.0	25.78	0.19	0.247	1.05	0.260	
	GSM1900	GPRS12	Rear Face	0	512	-	-	17.5	16.88	-0.05	0.346	1.15	0.399	Power Reduction
	GSM1900	GPRS12	Right Side	0	512	-	-	17.5	16.88	0.04	0.018	1.15	0.021	
	GSM1900	GPRS12	Top Side	0	512	-	-	17.5	16.88	0.07	0.244	1.15	0.281	
3	WCDMA II	RMC12.2K	Rear Face	1.1	9400	-	-	24.0	23.76	-0.16	0.738	1.06	0.780	Full Power
	WCDMA II	RMC12.2K	Right Side	1.1	9400	-	-	24.0	23.76	0.02	0.385	1.06	0.407	
	WCDMA II	RMC12.2K	Top Side	1.1	9400	-	-	24.0	23.76	0.13	0.377	1.06	0.398	
	WCDMA II	RMC12.2K	Rear Face	0	9262	-	-	16.0	15.74	-0.03	0.806	1.06	0.856	Power Reduction
	WCDMA II	RMC12.2K	Right Side	0	9262	-	-	16.0	15.74	0.03	0.304	1.06	0.323	
	WCDMA II	RMC12.2K	Top Side	0	9262	-	-	16.0	15.74	0.03	0.407	1.06	0.432	
	WCDMA II	RMC12.2K	Rear Face	0	9400	-	-	16.0	15.74	-0.03	0.806	1.06	0.856	
	WCDMA II	RMC12.2K	Rear Face	0	9538	-	-	16.0	15.74	-0.03	0.955	1.06	1.014	
	WCDMA II	RMC12.2K	Rear Face	0	9538	-	-	16.0	15.74	-0.03	0.946	1.06	1.004	
4	WCDMA IV	RMC12.2K	Rear Face	1.1	1513	-	-	23.5	23.02	-0.16	0.819	1.12	0.915	Full Power
	WCDMA IV	RMC12.2K	Right Side	1.1	1513	-	-	23.5	23.02	0.04	0.623	1.12	0.696	
	WCDMA IV	RMC12.2K	Top Side	1.1	1513	-	-	23.5	23.02	0.13	0.352	1.12	0.393	
	WCDMA IV	RMC12.2K	Rear Face	1.1	1312	-	-	23.5	22.79	-0.14	0.580	1.18	0.683	Power Reduction
	WCDMA IV	RMC12.2K	Rear Face	1.1	1413	-	-	23.5	22.82	-0.15	0.687	1.17	0.803	
	WCDMA IV	RMC12.2K	Rear Face	1.1	1513	-	-	23.5	23.02	-0.16	0.889	1.12	0.983	
	WCDMA IV	RMC12.2K	Rear Face	0	1513	-	-	14.5	14.18	-0.02	0.718	1.08	0.773	Power Reduction
	WCDMA IV	RMC12.2K	Right Side	0	1513	-	-	14.5	14.18	-0.12	0.129	1.08	0.139	
	WCDMA IV	RMC12.2K	Top Side	0	1513	-	-	14.5	14.18	0.10	0.274	1.08	0.295	

Plot No.	Band	Mode	Test Position	Separation Distance (cm)	Ch.	RB	offset	Max. Tune-up Power (dBm)	Measured Conducted Power (dBm)	Power Drift (dB)	Measured SAR-1g (W/kg)	Scaling Factor	Scaled SAR-1g (W/kg)	Note	
5	WCDMA V	RMC12.2K	Rear Face	1.1	4182	-	-	24.0	23.55	-0.18	0.182	1.11	0.213	Full Power	
	WCDMA V	RMC12.2K	Right Side	1.1	4182	-	-	24.0	23.55	0.11	0.154	1.11	0.171		
	WCDMA V	RMC12.2K	Top Side	1.1	4182	-	-	24.0	23.55	0.07	0.053	1.11	0.059		
	WCDMA V	RMC12.2K	Rear Face	0	4132	-	-	20.0	19.55	-0.01	0.876	1.11	0.972	Power Reduction	
	WCDMA V	RMC12.2K	Right Side	0	4132	-	-	20.0	19.55	0.16	0.597	1.11	0.662		
	WCDMA V	RMC12.2K	Top Side	0	4132	-	-	20.0	19.55	0.10	0.918	1.11	1.018		
	WCDMA V	RMC12.2K	Rear Face	0	4182	-	-	20.0	19.54	-0.12	0.995	1.11	1.106		
	WCDMA V	RMC12.2K	Rear Face	0	4233	-	-	20.0	19.51	-0.04	1.030	1.12	1.153		
	WCDMA V	RMC12.2K	Rear Face	0	4233	-	-	20.0	19.51	-0.03	0.980	1.12	1.093		
6	LTE 7	QPSK20M	Rear Face	1.1	21350	1	50	22.5	22.39	-0.02	1.170	1.03	1.200	Full Power	
	LTE 7	QPSK20M	Top Side	1.1	21350	1	50	22.5	22.39	0.05	0.767	1.03	0.787		
	LTE 7	QPSK20M	Right Side	1.1	21350	1	50	22.5	22.39	0.03	0.220	1.03	0.226		
	LTE 7	QPSK20M	Rear Face	1.1	21100	50	0	21.5	20.85	-0.1	0.909	1.16	1.056		
	LTE 7	QPSK20M	Top Side	1.1	21100	50	0	21.5	20.85	0.14	0.569	1.16	0.661		
	LTE 7	QPSK20M	Right Side	1.1	21100	50	0	21.5	20.85	0.08	0.164	1.16	0.190		
	LTE 7	QPSK20M	Rear Face	1.1	20850	1	50	22.5	22.29	-0.11	1.020	1.05	1.071		
	LTE 7	QPSK20M	Rear Face	1.1	21100	1	50	22.5	22.29	-0.11	1.100	1.05	1.154		
	LTE 7	QPSK20M	Rear Face	1.1	20850	50	0	21.5	20.85	-0.11	0.892	1.16	1.036		
	LTE 7	QPSK20M	Rear Face	1.1	21100	50	0	21.5	20.85	-0.11	0.884	1.16	1.027		
	LTE 7	QPSK20M	Rear Face	1.1	21350	1	50	22.5	22.39	-0.02	1.120	1.03	1.149		
		LTE 7	QPSK20M	Rear Face	0	21350	1	50	12.0	11.39	-0.07	0.613	1.15	0.705	Power Reduction
		LTE 7	QPSK20M	Top Side	0	21350	1	50	12.0	11.39	0.19	0.592	1.15	0.681	
	LTE 7	QPSK20M	Right Side	0	21350	1	50	12.0	11.39	-0.1	0.075	1.15	0.086		
	LTE 7	QPSK20M	Rear Face	0	21100	50	50	12.0	11.31	-0.04	0.585	1.17	0.686		
	LTE 7	QPSK20M	Top Side	0	21100	50	50	12.0	11.31	0.14	0.558	1.17	0.654		
	LTE 7	QPSK20M	Right Side	0	21100	50	50	12.0	11.31	0.05	0.067	1.17	0.079		
7	LTE 12	QPSK10M	Rear Face	1.1	23060	1	24	24.5	24.30	-0.04	0.181	1.05	0.189	Full Power	
	LTE 12	QPSK10M	Right Side	1.1	23060	1	24	24.5	24.30	-0.05	0.073	1.05	0.076		
	LTE 12	QPSK10M	Top Side	1.1	23060	1	24	24.5	24.30	-0.19	0.076	1.05	0.080		
	LTE 12	QPSK10M	Rear Face	1.1	23060	25	25	23.5	23.28	-0.03	0.152	1.05	0.160		
	LTE 12	QPSK10M	Right Side	1.1	23060	25	25	23.5	23.28	0.03	0.068	1.05	0.072		
		LTE 12	QPSK10M	Top Side	1.1	23060	25	25	23.5	23.28	-0.15	0.073	1.05	0.077	
		LTE 12	QPSK10M	Rear Face	0	23060	1	24	17.0	16.36	-0.04	0.303	1.16	0.351	Full Power
		LTE 12	QPSK10M	Right Side	0	23060	1	24	17.0	16.36	-0.09	0.233	1.16	0.270	
		LTE 12	QPSK10M	Top Side	0	23060	1	24	17.0	16.36	-0.12	0.174	1.16	0.202	
		LTE 12	QPSK10M	Rear Face	0	23060	25	12	17.0	16.41	-0.07	0.352	1.15	0.403	
	LTE 12	QPSK10M	Right Side	0	23060	25	12	17.0	16.41	0.02	0.266	1.15	0.305		
	LTE 12	QPSK10M	Top Side	0	23060	25	12	17.0	16.41	0.02	0.162	1.15	0.186		

Shenzhen UnionTrust Quality and Technology Co., Ltd.

Address: 16/F, Block A, Building 6, Baoneng Science and Technology Park, Qingxiang Road No.1, Longhua New District, Shenzhen, China
 Tel: +86-755-28230888 Fax: +86-755-28230886 E-mail: info@uttlab.com [Http://www.uttlab.com](http://www.uttlab.com)
 UTR-SAR-IEEE Std 1528-2013-V1.0

Plot No.	Band	Mode	Test Position	Separation Distance (cm)	Ch.	RB	offset	Max. Tune-up Power (dBm)	Measured Conducted Power (dBm)	Power Drift (dB)	Measured SAR-1g (W/kg)	Scaling Factor	Scaled SAR-1g (W/kg)	Note
11	LTE 14	QPSK10M	Rear Face	1.1	23330	1	24	25.0	24.42	0.18	0.213	1.14	0.243	Full Power
	LTE 14	QPSK10M	Right Side	1.1	23330	1	24	25.0	24.42	0.04	0.158	1.14	0.181	
	LTE 14	QPSK10M	Top Side	1.1	23330	1	24	25.0	24.42	0.09	0.099	1.14	0.113	
	LTE 14	QPSK10M	Rear Face	1.1	23330	25	12	23.5	23.25	-0.06	0.155	1.06	0.164	
	LTE 14	QPSK10M	Right Side	1.1	23330	25	12	23.5	23.25	0.11	0.126	1.06	0.133	
	LTE 14	QPSK10M	Top Side	1.1	23330	25	12	23.5	23.25	-0.03	0.079	1.06	0.084	
	LTE 14	QPSK10M	Rear Face	0	23330	1	24	17.0	16.47	-0.07	0.461	1.13	0.521	Power Reduction
	LTE 14	QPSK10M	Right Side	0	23330	1	24	17.0	16.47	0.13	0.193	1.13	0.218	
	LTE 14	QPSK10M	Top Side	0	23330	1	24	17.0	16.47	-0.04	0.183	1.13	0.207	
	LTE 14	QPSK10M	Rear Face	0	23330	25	12	17.0	16.43	-0.05	0.438	1.14	0.499	
	LTE 14	QPSK10M	Right Side	0	23330	25	12	17.0	16.43	0.14	0.189	1.14	0.216	
	LTE 14	QPSK10M	Top Side	0	23330	25	12	17.0	16.43	0.00	0.173	1.14	0.197	
12	LTE 25	QPSK20M	Rear Face	1.1	26140	1	50	25.0	24.50	-0.18	0.900	1.12	1.010	Full Power
	LTE 25	QPSK20M	Right Side	1.1	26140	1	50	25.0	24.50	0.03	0.446	1.12	0.500	
	LTE 25	QPSK20M	Top Side	1.1	26140	1	50	25.0	24.50	0.17	0.398	1.12	0.447	
	LTE 25	QPSK20M	Rear Face	1.1	26140	50	0	24.0	23.60	-0.11	0.871	1.10	0.955	
	LTE 25	QPSK20M	Right Side	1.1	26140	50	0	24.0	23.60	0.04	0.376	1.10	0.412	
	LTE 25	QPSK20M	Top Side	1.1	26140	50	0	24.0	23.60	0.03	0.344	1.10	0.377	
	LTE 25	QPSK20M	Rear Face	1.1	26365	1	50	25.0	24.24	-0.03	0.901	1.19	1.073	
	LTE 25	QPSK20M	Rear Face	1.1	26590	1	50	25.0	24.24	-0.05	0.977	1.19	1.164	
	LTE 25	QPSK20M	Rear Face	1.1	26365	50	25	24.0	23.29	-0.12	0.712	1.18	0.838	
	LTE 25	QPSK20M	Rear Face	1.1	26590	50	25	24.0	23.29	-0.02	0.792	1.18	0.933	
	LTE 25	QPSK20M	Rear Face	1.1	26590	1	50	25.0	24.24	-0.19	0.928	1.19	1.105	
		LTE 25	QPSK20M	Rear Face	0	26140	1	50	17.0	16.66	-0.04	0.934	1.08	
LTE 25		QPSK20M	Right Side	0	26140	1	50	17.0	16.66	0.03	0.012	1.08	0.013	
LTE 25		QPSK20M	Top Side	0	26140	1	50	17.0	16.66	0.03	0.494	1.08	0.534	
LTE 25		QPSK20M	Rear Face	0	26140	50	0	17.0	16.76	-0.03	0.986	1.06	1.042	
LTE 25		QPSK20M	Right Side	0	26140	50	0	17.0	16.76	-0.11	0.015	1.06	0.016	
LTE 25		QPSK20M	Top Side	0	26140	50	0	17.0	16.76	0.07	0.514	1.06	0.543	
LTE 25		QPSK20M	Rear Face	0	26365	1	50	17.0	16.60	-0.03	0.954	1.10	1.046	
LTE 25		QPSK20M	Rear Face	0	26590	1	50	17.0	16.29	-0.03	1.130	1.18	1.331	
LTE 25		QPSK20M	Rear Face	0	26365	50	0	17.0	16.17	-0.03	0.868	1.21	1.051	
LTE 25		QPSK20M	Rear Face	0	26590	50	0	17.0	16.27	-0.04	1.080	1.18	1.278	
LTE 25	QPSK20M	Rear Face	0	26590	1	50	17.0	16.29	-0.03	1.010	1.18	1.189		

Shenzhen UnionTrust Quality and Technology Co., Ltd.

Address: 16/F, Block A, Building 6, Baoneng Science and Technology Park, Qingxiang Road No.1, Longhua New District, Shenzhen, China
 Tel: +86-755-28230888 Fax: +86-755-28230886 E-mail: info@uttlab.com [Http://www.uttlab.com](http://www.uttlab.com)
 UTR-SAR-IEEE Std 1528-2013-V1.0

Plot No.	Band	Mode	Test Position	Separation Distance (cm)	Ch.	RB	offset	Max. Tune-up Power (dBm)	Measured Conducted Power (dBm)	Power Drift (dB)	Measured SAR-1g (W/kg)	Scaling Factor	Scaled SAR-1g (W/kg)	Note
13	LTE 26	QPSK15M	Rear Face	1.1	26865	1	37	24.5	24.11	-0.07	0.270	1.09	0.295	Full Power
	LTE 26	QPSK15M	Right Side	1.1	26865	1	37	24.5	24.11	0.08	0.185	1.09	0.202	
	LTE 26	QPSK15M	Top Side	1.1	26865	1	37	24.5	24.11	0.15	0.214	1.09	0.234	
	LTE 26	QPSK15M	Rear Face	1.1	26965	36	19	23.5	23.06	-0.13	0.239	1.11	0.264	
	LTE 26	QPSK15M	Right Side	1.1	26965	36	19	23.5	23.06	0.05	0.154	1.11	0.170	
	LTE 26	QPSK15M	Top Side	1.1	26965	36	19	23.5	23.06	0.08	0.221	1.11	0.245	
	LTE 26	QPSK15M	Rear Face	0	26765	1	37	16.5	16.16	-0.14	0.409	1.08	0.442	Power Reduction
	LTE 26	QPSK15M	Right Side	0	26765	1	37	16.5	16.16	0.09	0.203	1.08	0.220	
	LTE 26	QPSK15M	Top Side	0	26765	1	37	16.5	16.16	0.04	0.124	1.08	0.134	
	LTE 26	QPSK15M	Rear Face	0	26765	36	39	16.5	15.98	0.11	0.439	1.13	0.495	
	LTE 26	QPSK15M	Right Side	0	26765	36	39	16.5	15.98	0.03	0.205	1.13	0.231	
	LTE 26	QPSK15M	Top Side	0	26765	36	39	16.5	15.98	-0.02	0.162	1.13	0.183	
14	LTE 30	QPSK10M	Rear Face	1.1	27710	1	24	22.5	22.24	-0.01	0.956	1.06	1.026	Full Power
	LTE 30	QPSK10M	Top Side	1.1	27710	1	24	22.5	22.24	0.16	0.629	1.06	0.668	
	LTE 30	QPSK10M	Right Side	1.1	27710	1	24	22.5	22.24	0.09	0.087	1.06	0.092	
	LTE 30	QPSK10M	Rear Face	1.1	27710	25	12	21.5	21.12	-0.17	0.731	1.09	0.798	
	LTE 30	QPSK10M	Top Side	1.1	27710	25	12	21.5	21.12	0.14	0.500	1.09	0.546	
	LTE 30	QPSK10M	Right Side	1.1	27710	25	12	21.5	21.12	0.13	0.069	1.09	0.075	
	LTE 30	QPSK10M	Rear Face	1.1	27710	1	24	22.5	22.24	-0.08	0.912	1.06	0.968	Power Reduction
	LTE 30	QPSK10M	Rear Face	0	27710	1	24	12.0	11.36	-0.02	0.429	1.16	0.497	
	LTE 30	QPSK10M	Top Side	0	27710	1	24	12.0	11.36	0.03	0.257	1.16	0.298	Power Reduction
	LTE 30	QPSK10M	Right Side	0	27710	1	24	12.0	11.36	-0.09	0.021	1.16	0.024	
	LTE 30	QPSK10M	Rear Face	0	27710	25	12	12.0	11.22	-0.03	0.424	1.20	0.507	
	LTE 30	QPSK10M	Top Side	0	27710	25	12	12.0	11.22	0.03	0.255	1.20	0.305	
	LTE 30	QPSK10M	Right Side	0	27710	25	12	12.0	11.22	-0.03	0.021	1.20	0.025	
	LTE 30	QPSK10M	Right Side	0	27710	25	12	12.0	11.22	-0.03	0.021	1.20	0.025	
15	LTE 41	QPSK20M	Rear Face	1.1	41490	1	50	23.5	23.00	-0.10	0.575	1.12	0.645	Full Power
	LTE 41	QPSK20M	Top Side	1.1	41490	1	50	23.5	23.00	0.07	0.478	1.12	0.536	
	LTE 41	QPSK20M	Right Side	1.1	41490	1	50	23.5	23.00	0.09	0.108	1.12	0.121	
	LTE 41	QPSK20M	Rear Face	1.1	41490	50	50	22.5	21.82	-0.06	0.450	1.17	0.526	
	LTE 41	QPSK20M	Top Side	1.1	41490	50	50	22.5	21.82	0.05	0.376	1.17	0.440	
	LTE 41	QPSK20M	Right Side	1.1	41490	50	50	22.5	21.82	0.03	0.086	1.17	0.101	
	LTE 41	QPSK20M	Rear Face	0	41490	1	50	13.5	13.01	-0.14	0.377	1.12	0.422	Power Reduction
	LTE 41	QPSK20M	Top Side	0	41490	1	50	13.5	13.01	0.05	0.410	1.12	0.459	
	LTE 41	QPSK20M	Right Side	0	41490	1	50	13.5	13.01	0.02	0.055	1.12	0.062	
	LTE 41	QPSK20M	Rear Face	0	41490	50	50	13.5	12.97	-0.09	0.368	1.13	0.416	
	LTE 41	QPSK20M	Top Side	0	41490	50	50	13.5	12.97	0.03	0.399	1.13	0.451	
	LTE 41	QPSK20M	Right Side	0	41490	50	50	13.5	12.97	0.02	0.055	1.13	0.062	

Shenzhen UnionTrust Quality and Technology Co., Ltd.

Address: 16/F, Block A, Building 6, Baoneng Science and Technology Park, Qingxiang Road No.1, Longhua New District, Shenzhen, China
 Tel: +86-755-28230888 Fax: +86-755-28230886 E-mail: info@uttlab.com [Http://www.uttlab.com](http://www.uttlab.com)
 UTTR-SAR-IEEE Std 1528-2013-V1.0

Plot No.	Band	Mode	Test Position	Separation Distance (cm)	Ch.	RB	offset	Max. Tune-up Power (dBm)	Measured Conducted Power (dBm)	Power Drift (dB)	Measured SAR-1g (W/kg)	Scaling Factor	Scaled SAR-1g (W/kg)	Note
16	LTE 66	QPSK20M	Rear Face	1.1	132572	1	50	22.5	22.05	-0.02	0.571	1.11	0.633	Full Power
	LTE 66	QPSK20M	Right Side	1.1	132572	1	50	22.5	22.05	0.04	0.026	1.11	0.029	
	LTE 66	QPSK20M	Top Side	1.1	132572	1	50	22.5	22.05	0.00	0.352	1.11	0.390	
	LTE 66	QPSK20M	Rear Face	1.1	132572	50	0	21.5	21.07	-0.07	0.567	1.10	0.626	
	LTE 66	QPSK20M	Right Side	1.1	132572	50	0	21.5	21.07	0.05	0.027	1.10	0.030	
	LTE 66	QPSK20M	Top Side	1.1	132572	50	0	21.5	21.07	0.00	0.273	1.10	0.301	
16	LTE 66	QPSK20M	Rear Face	0	132572	1	50	14.0	13.60	-0.15	0.658	1.10	0.721	Power Reduction
	LTE 66	QPSK20M	Right Side	0	132572	1	50	14.0	13.60	0.11	0.012	1.10	0.013	
	LTE 66	QPSK20M	Top Side	0	132572	1	50	14.0	13.60	0.04	0.254	1.10	0.279	
	LTE 66	QPSK20M	Rear Face	0	132572	50	0	14.0	13.59	-0.15	0.654	1.10	0.719	
	LTE 66	QPSK20M	Right Side	0	132572	50	0	14.0	13.59	0.06	0.011	1.10	0.012	
	LTE 66	QPSK20M	Top Side	0	132572	50	0	14.0	13.59	0.04	0.246	1.10	0.270	
17	LTE 71	QPSK20M	Rear Face	1.1	133322	1	50	25.0	24.42	-0.03	0.131	1.14	0.173	Full Power
	LTE 71	QPSK20M	Right Side	1.1	133322	1	50	25.0	24.42	-0.06	0.060	1.14	0.069	
	LTE 71	QPSK20M	Top Side	1.1	133322	1	50	25.0	24.42	-0.03	0.080	1.14	0.091	
	LTE 71	QPSK20M	Rear Face	1.1	133372	50	0	24.0	23.31	-0.07	0.115	1.17	0.135	
	LTE 71	QPSK20M	Right Side	1.1	133372	50	0	24.0	23.31	0.10	0.047	1.17	0.055	
	LTE 71	QPSK20M	Top Side	1.1	133372	50	0	24.0	23.31	0.09	0.062	1.17	0.073	
17	LTE 71	QPSK20M	Rear Face	0	133322	1	50	17.5	16.73	-0.06	0.367	1.19	0.438	Power Reduction
	LTE 71	QPSK20M	Right Side	0	133322	1	50	17.5	16.73	0.10	0.289	1.19	0.345	
	LTE 71	QPSK20M	Top Side	0	133322	1	50	17.5	16.73	-0.04	0.247	1.19	0.295	
	LTE 71	QPSK20M	Rear Face	0	133372	50	50	17.0	16.64	0.03	0.414	1.09	0.450	
	LTE 71	QPSK20M	Right Side	0	133372	50	50	17.0	16.64	-0.08	0.314	1.09	0.341	
	LTE 71	QPSK20M	Top Side	0	133372	50	50	17.0	16.64	0.10	0.259	1.09	0.281	
18	802.11b	-	Rear Face	0	11	-	-	11.0	10.71	-0.04	0.201	1.07	0.21	
	802.11b	-	Top Side	0	11	-	-	11.0	10.71	-0.06	0.145	1.07	0.155	
18	802.11a	-	Rear Face	0	36	-	-	11.0	10.57	0.10	0.142	1.10	0.157	
	802.11a	-	Top Side	0	36	-	-	11.0	10.57	0.01	0.128	1.10	0.141	
	802.11a	-	Rear Face	0	136	-	-	10.0	9.86	-0.17	0.124	1.03	0.128	
	802.11a	-	Top Side	0	136	-	-	10.0	9.86	0.09	0.188	1.03	0.194	
	802.11a	-	Rear Face	0	149	-	-	9.5	9.16	0.15	0.094	1.08	0.102	
	802.11a	-	Top Side	0	149	-	-	9.5	9.16	0.16	0.190	1.08	0.205	

Shenzhen UnionTrust Quality and Technology Co., Ltd.

Address: 16/F, Block A, Building 6, Baoneng Science and Technology Park, Qingxiang Road No.1, Longhua New District, Shenzhen, China
 Tel: +86-755-28230888 Fax: +86-755-28230886 E-mail: info@uttlab.com [Http://www.uttlab.com](http://www.uttlab.com)
 UTR-SAR-IEEE Std 1528-2013-V1.0

4.6 SAR Measurement Variability

4.6.1 Repeated Measurement

According to KDB 865664 D01, SAR measurement variability was assessed for each frequency band, which is determined by the SAR probecalibration point and tissue-equivalent medium used for the device measurements. When both head and body tissue-equivalent media are required for SAR measurements in a frequency band, the variability measurement procedures should be applied to the tissue medium with the highest measured SAR, using the highest measured SAR configuration for that tissue-equivalent medium. Alternatively, if the highest measured SAR for both head and body tissue-equivalent media are ≤ 1.45 W/kg and the ratio of these highest SAR values, i.e., largest divided by smallest value, is ≤ 1.10 , the highest SAR configuration for either head or body tissue-equivalent medium maybe used to perform the repeated measurement. These additional measurements are repeated after the completion of all measurements requiring the same head or body tissue-equivalent medium in a frequency band. The test device should be returned to ambient conditions (normal room temperature) with the battery fully charged before it is re-mounted on the device holder for the repeated measurement(s) to minimize any unexpected variations in the repeated results.

SAR repeated measurement procedure:

1. When the highest measured SAR is < 0.80 W/kg, repeated measurement is not required.
2. When the highest measured SAR is ≥ 0.80 W/kg, repeat that measurement once.
3. If the ratio of largest to smallest SAR for the original and first repeated measurements is > 1.20 , or when the original or repeated measurement is ≥ 1.45 W/kg, perform a second repeated measurement.
4. If the ratio of largest to smallest SAR for the original, first and second repeated measurements is > 1.20 , and the original, first or second repeated measurement is ≥ 1.5 W/kg, perform a third repeated measurement.

Band	Mode	Test Position	Separation Distance (cm)	Ch.	Original Measured SAR-1g (W/kg)	1st Repeated SAR-1g (W/kg)	L/S Ratio	2nd Repeated SAR-1g (W/kg)	L/S Ratio	3rd Repeated SAR-1g (W/kg)	L/S Ratio
Body Exposure Condition											
WCDMA II	RMC12.2K	Rear Face	0	9538	0.955	0.946	1.010	N/A	N/A	N/A	N/A
WCDMA IV	RMC12.2K	Rear Face	1.1	1513	0.819	0.880	0.931	N/A	N/A	N/A	N/A
WCDMA V	RMC12.2K	Rear Face	0	4233	1.030	0.980	1.051	N/A	N/A	N/A	N/A
LTE 7	QPSK20M	Rear Face	1.1	21350	1.170	1.120	1.045	N/A	N/A	N/A	N/A
LTE 25	QPSK20M	Rear Face	0	26590	1.130	1.010	1.119	N/A	N/A	N/A	N/A
LTE 25	QPSK20M	Rear Face	1.1	26590	0.977	0.928	1.053	N/A	N/A	N/A	N/A
LTE 30	QPSK10M	Rear Face	1.1	27710	0.966	0.912	1.059	N/A	N/A	N/A	N/A

Shenzhen UnionTrust Quality and Technology Co., Ltd.

4.7 Simultaneous Multi-band Transmission Evaluation

4.7.1 Simultaneous Transmission SAR Test Exclusion Considerations

a) Sum of SAR

Simultaneous transmission SAR test exclusion is determined for each operating configuration and exposure condition according to the reported standalone SAR of each applicable simultaneously transmitting antenna. When the sum of SAR_{1g} of all simultaneously transmitting antennas in an operating mode and exposure condition combination is within the SAR limit (SAR_{1g} 1.6 W/kg), the simultaneous transmission SAR is not required. When the sum of SAR_{1g} is greater than the SAR limit (SAR_{1g} 1.6 W/kg), SAR test exclusion is determined by the SPLSR.

b) SAR to Peak Location Separation Ratio

The simultaneous transmitting antennas in each operating mode and exposure condition combination are considered one pair at a time to determine the SPLSR.

$$SPLSR = (SAR_1 + SAR_2)^{1.5} / R_i$$

The ratio is rounded to two decimal digits, and must be ≤ 0.04 for all antenna pairs in the configuration to qualify for 1-g SAR test exclusion. When 10-g SAR applies, the ratio must be ≤ 0.10 .

SAR₁ and SAR₂ are the highest reported or estimated SAR values for each antenna in the pair, and R_i is the separation distance in mm between the peak SAR locations for the antenna pair

$$\text{peak location separation distance} = \sqrt{(x_1 - x_2)^2 + (y_1 - y_2)^2 + (z_1 - z_2)^2}$$

Where (x_1, y_1, z_1) and (x_2, y_2, z_2) are the coordinates of the extrapolated peak SAR locations in the area or zoom scans.

When standalone test exclusion applies, SAR is estimated; the peak location is assumed to be at the feed-point or geometric center of the antenna. Due to curvatures on the SAM phantom, when SAR is estimated for one of the antennas in an antenna pair, the measured peak SAR location will be translated onto the test device to determine the peak location separation for the antenna pair.

When SAR is estimated for both antennas, the peak location separation should be determined by the closest physical separation of the antennas, according to the feed-point or geometric center of the antennas.

c) Volume Scan

When the SPLSR is ≤ 0.04 for 1-g SAR and ≤ 0.10 for 10-g SAR, the simultaneous transmission SAR is not required. Otherwise, the enlarged zoom scan and volume scan post-processing procedures will be performed.

4.7.2 Simultaneous Transmission Possibilities

The simultaneous transmission possibilities for this device are listed as below.

Simultaneous Transmission Configurations	Body-worn (Voice / VoIP)
GSM (Voice / Data) + WLAN (Data)	No
WCDMA (Voice / Data) + WLAN (Data)	No
LTE (Data) + WLAN (Data)	Yes
GSM (Voice / Data) + BT (Data)	No
WCDMA (Voice / Data) + BT (Data)	No
LTE (Data) + BT (Data)	Yes

Note:

1. The 2.4G WLAN and 5G WLAN cannot transmit simultaneously.
2. The WLAN and Bluetooth cannot transmit simultaneously, so there is no co-location test requirement for WLAN and Bluetooth.

4.7.3 Max. Standalone SAR

Position		GSM		WCDMA			LTE			
		850	1900	II	IV	V	2	4	5	7
Body	Rear Face	0.47	0.68	1.01	0.98	1.15	1.33	0.72	0.49	1.20
	Right Side	0.44	0.32	0.41	0.70	0.66	0.50	0.03	0.23	0.23
	Top Side	0.34	0.26	0.40	0.39	1.02	0.45	0.39	0.18	0.79

Position		LTE								
		12	14	17	25	26	30	41	66	71
Body	Rear Face	0.40	0.52	0.40	1.33	0.49	1.03	0.65	0.72	0.45
	Right Side	0.30	0.22	0.30	0.50	0.23	0.09	0.12	0.03	0.35
	Top Side	0.20	0.21	0.20	0.45	0.18	0.67	0.54	0.39	0.29

Position		WLAN					BT
		2.4G	5.2G	5.3G	5.6G	5.8G	2.4G
Body	Rear Face	0.21	0.16	0.16	0.13	0.10	0.13
	Right Side	0.40	0.40	0.40	0.40	0.40	0.40
	Top Side	0.16	0.14	0.14	0.19	0.21	0.13

4.7.4 Sum of SAR

WWAN + WLAN/BT

Position		Max LTE SAR	Max WLAN/BT SAR	Highest Simultaneous Transmission SAR
Body	Rear Face	1.33	0.21	1.54
	Right Side	0.50	0.40	0.90
	Top Side	0.79	0.21	0.99

*** End of Report ***

The test report is effective only with both signature and specialized stamp. The result(s) shown in this report refer only to the sample(s) tested. Without written approval of UnionTrust, this report can't be reproduced except in full.

Appendix A. SAR Plots of System Verification

The plots for system verification with largest deviation for each SAR system combination are shown as follows.



Appendix B. SAR Plots of SAR Measurement

The SAR plots for highest measured SAR in each exposure configuration, wireless mode and frequency band combination, and measured SAR > 1.5 W/kg are shown as follows.



Appendix C. Calibration Certificate for Probe and Dipole

The calibration certificates are shown as follows.



Appendix D. Photographs of EUT and Setup

