

Caregiver Pager 433-PRB



Caregiver Pager 433-PRB

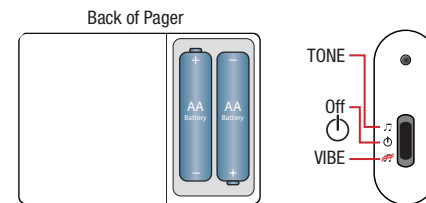
- Numeric LCD Display
- Built-In Reset Button
- Audible or Vibrate Options

1 Set Up Pager

A. Install two "AA" batteries. Fresh batteries ensure best performance.

Re-Chargeable Batteries NOT Recommended

B. Turn pager on. Slide power switch to upper position for chime alert. Slide power switch to lower position for vibrate (quiet option).



2 Set Up with 433-CMU Economy Central Monitor

To Program:

- To add to Central Monitor with components already programmed:
 - Place the Central Monitor in the unlock position using switch on right side of monitor.
 - Press & hold the Add/Replace New Components Button until you hear 3 tones (2 dings & melodic tone) then release button.
 - Press Program Components Button once & then release. Wait for melodic tone (this could take a few seconds).
 - Once you hear the melodic tone, press the reset button on your 433-PRB Caregiver Pager.
 - Central Monitor will make a melodic tone to confirm programming.
 - Place Central Monitor back in the Locked position & push the Reset Button.
 - Test your system.

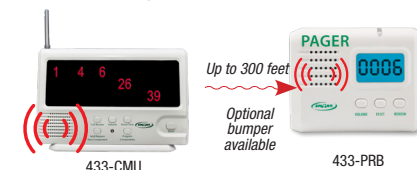


The 433-PRB Pager will automatically receive signals from any 433-CMU that is within range (up to 300* feet; test the system before each use). The LCD display on the pager will show, by number, which device triggered the alert. To use the Reset Button feature, pager must be programmed and will only reset the specific 433-CMU that it is programmed to.


2. Refer to the user instructions that came with your 433-CMU Central Monitor Unit for information about programming wireless sensor devices with the 433-CMU Central Monitor Unit.

3 Test the System - Central Monitor and Pager

The Pager and the Central Monitor should both alert when triggered by a sensor device. The Central Monitor and 433-PRB Pager will show the correct identification number of each device as it is tested. The Pager will only alert if within 300* feet from a Central Monitor. The 433-PRB Pager will respond to any 433-CMU Central Monitor within 300* feet. The Central Monitor and Pager will continue to alert until they are silenced.



To silence the Central Monitor, press the Reset Button on the 433-PRB Caregiver Pager or on the Central Monitor. This will silence the Central Monitor and Pager.



**IMPORTANT: The end user is responsible for testing system at its furthest range of use. Maximum Range is 300 Feet.*

Test system before each use.

IMPORTANT INFORMATION: This Smart product uses wireless technology which is subject to physical and environmental considerations. This product does not have an out of range function and as such should be tested periodically in the setting in which it is used to verify its area of effective operation. Please be aware that the pager will not be 100% accurate if it is out of range at anytime.

Wireless systems and monitors are intended as an adjunct to good caregiving practices and are not a substitute for proper staffing and patient management practices. We recommend that all personnel receive periodic training in the operation of these systems and that the systems are tested before each use.

WARNING: Failure to comply with warning may result in injury or death. This device is not suitable for all individuals. Other devices may be required. This device is not a substitute for visual monitoring by caregiver. The manufacturer does not claim that this device will stop elopement and/or stop falls. This device is designed to augment caregivers' comprehensive resident mobility management program. **TEST THIS DEVICE BEFORE EACH USE. READ THE INSTRUCTIONS AND LEGAL DISCLAIMER.**

The Smart Caregiver Corporation 433-PRB Pager is designed to be installed by the end-user. As such, it is the entire responsibility of the buyer to insure that the system is properly installed and tested. Further, the system is not designed to replace good caregiving practices including, but not limited to:

- A) Direct patient supervision
- B) Adequate training for staff personnel for fall prevention and elopement
- C) Testing of the system before each use

WHERE PERMISSIBLE, IT IS THE SELLER'S INTENT TO LIMIT ANY LIABILITY FOR SPECIAL, CONSEQUENTIAL OR INCIDENTAL ECONOMIC DAMAGES TO REFUND OF THE PURCHASE PRICE OR REPLACEMENT OF THE GOODS. SELLER DISCLAIMS ANY LIABILITY FOR COMPENSATORY OR OTHER DAMAGES ARISING OUT OF THE USE OF THE GOODS.

WARNING: The manufacturer does not claim that this device will stop elopement and/or stop falls. This device is designed to augment caregivers' comprehensive resident mobility management program. This product is to be used by a licensed caregiver only.

LIMITED WARRANTY: Seller warrants that the goods sold will be free from defects of workmanship and manufacturing, for a period of six months from the date of sale. Other than this limited warranty, seller makes no express or implied warranties. Except for this limited warranty, NO EXPRESS OR IMPLIED WARRANTIES ARE GIVEN AND NO AFFIRMATION OF SELLER, BY WORDS OR ACTION, WILL CONSTITUTE A WARRANTY. THE GOODS BEING PURCHASED ARE BEING SOLD ON A "WITH ALL FAULTS" BASIS. THE ENTIRE RISK AS TO THE QUALITY AND PERFORMANCE OF THE GOODS IS WITH THE BUYER. SHOULD THE GOODS PROVE DEFECTIVE FOLLOWING THEIR PURCHASE, THE BUYER, AND NOT THE MANUFACTURER, DISTRIBUTOR OR RETAILER, ASSUMES THE ENTIRE COST OF ALL NECESSARY INSTALLATION, SERVICING OR REPAIRS.



Need Set-up Help?

Call one of our friendly Customer Service Representatives at (800) 650-3637



1229 North McDowell Blvd, Petaluma, CA 94954
 csr@smartcaregiver.com | www.smartcaregiver.com
 Toll Free: (800) 650-3637

FCC Warning

Any Changes or modifications not expressly approved by the party responsible for compliance could void the user's authority to operate the equipment.

This device complies with part 15 of the FCC Rules. Operation is subject to the following two conditions: (1) This device may not cause harmful interference, and (2) this device must accept any interference received, including interference that may cause undesired operation.

This equipment has been tested and found to comply with the limits for a Class B digital device, pursuant to part 15 of the FCC Rules. These limits are designed to provide reasonable protection against harmful interference in a residential installation. This equipment generates, uses and can radiate radio frequency energy and, if not installed and used in accordance with the instructions, may cause harmful interference to radio communications. However, there is no guarantee that interference will not occur in a particular installation. If this equipment does cause harmful interference to radio or television reception, which can be determined by turning the equipment off and on, the user is encouraged to try to correct the interference by one or more of the following measures:

- Reorient or relocate the receiving antenna.
- Increase the separation between the equipment and receiver.
- Connect the equipment into an outlet on a circuit different from that to which the receiver is connected.
- Consult the dealer or an experienced radio/TV technician for help.

FCC Radiation Exposure Statement:

This equipment complies with FCC radiation exposure limits set forth for an uncontrolled environment .