


iwING TV

Product Manual

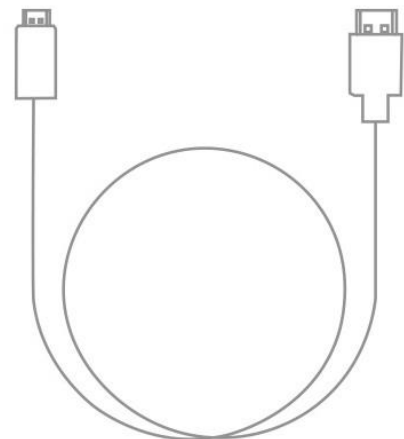
How to avoid Iwing TV failure

Remove the power cable and store it when it is not in use for a long time.

1. Accessories



IWING TV main body




HDMI cable

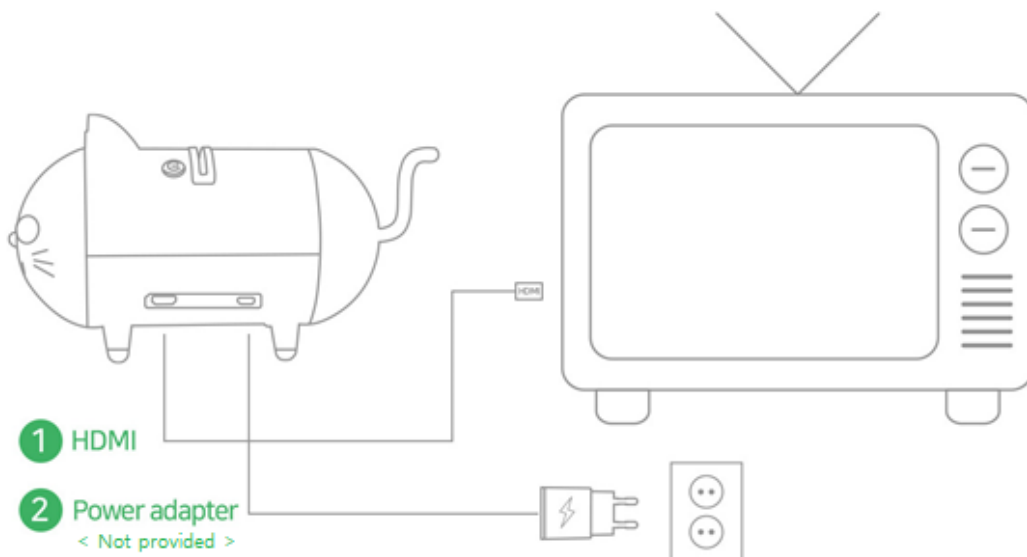


User Manual

2. Overview



3. Product connection



STEP 1

Turn on the TV, Connect the bundled HDMI cable to your TV. and connect it to your IWING TV device.

(Connect the mini HDMI to the IWING TV terminal and the regular HDMI to the TV)

STEP 2

Please turn on the IWING TV.


STEP 3

Check the external input of the TV and change to the channel connected to the IWING TV.


Connect the HDMI cable and then connect the power cable.

Failure to do so will cause malfunction.

4. Connection



Loading takes about 30 seconds.



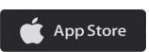



When you're done loading,
plug in a book card and enjoy reading.

5. WiFi App


“If you buy a ‘IWING one card book’ for the Internet,
you need a wifi connection.”

Connect the product to the TV and connect wifi in the standby screen.

   Search for the **IWING TV** and install the app.



Android Google play



ios App Store

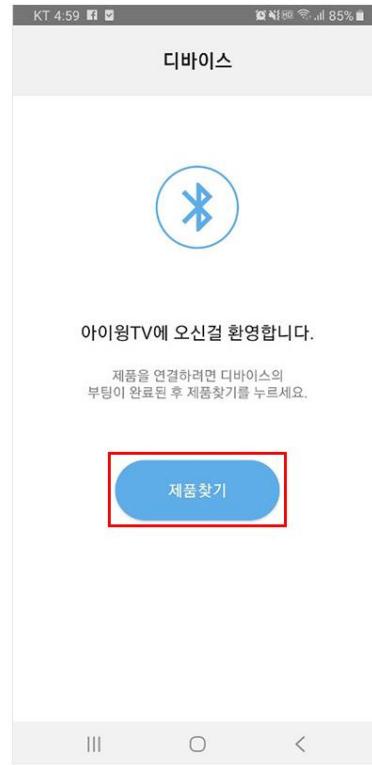
Find IWING

When the app installation is complete,

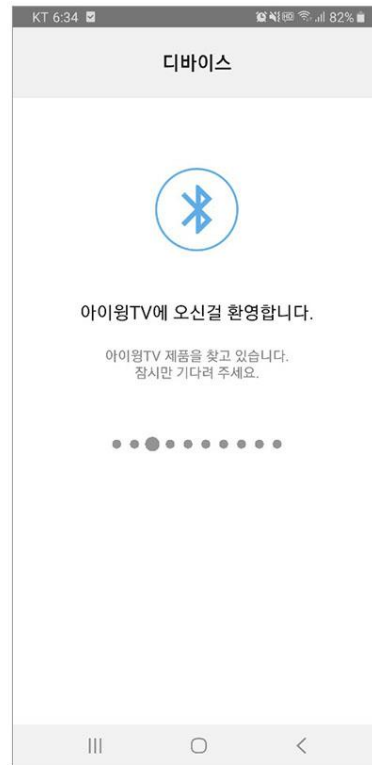


press the

Find Product button.



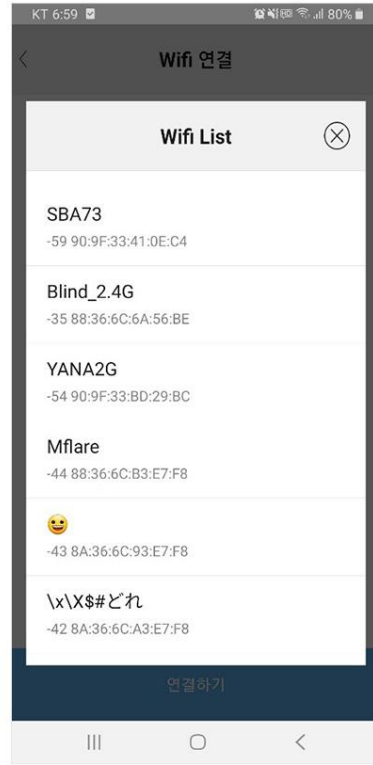
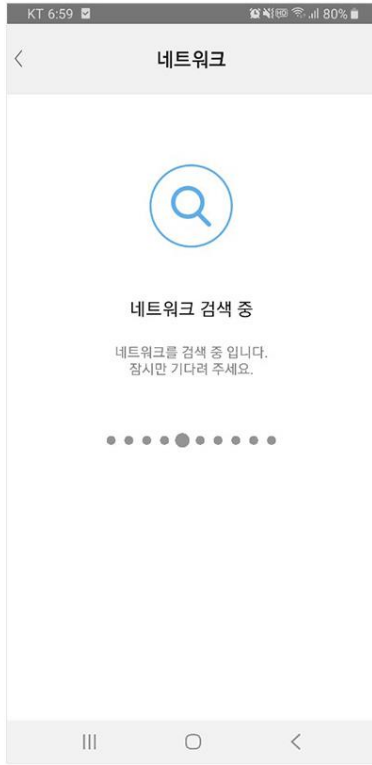
Run the product and mobile device within 5M.



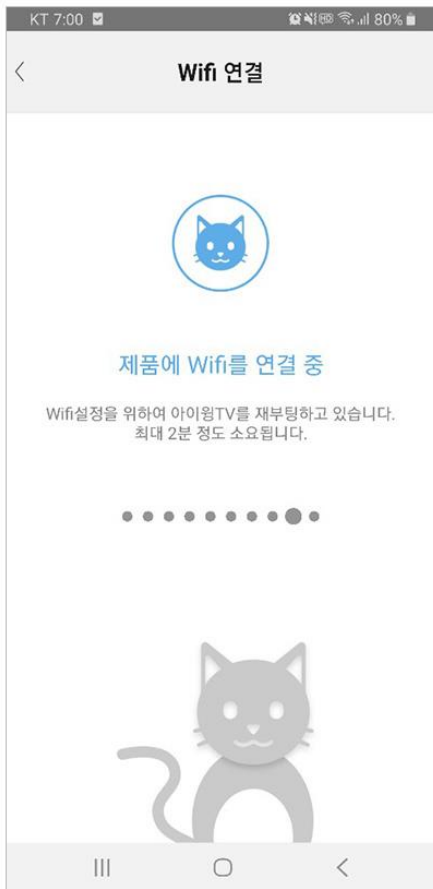
If the product is found, please connect to the network.

Network

Locate the network and connect the Wi-Fi to the product.



Connect the Wi-Fi in use.



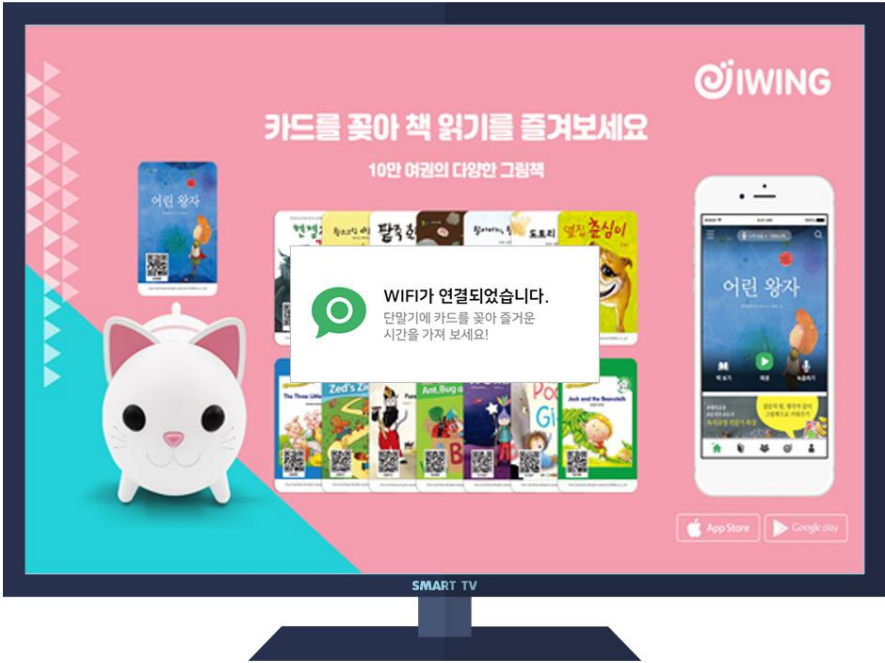
iWing TV will **reboot** to connect the Wi-Fi.

Enter the Wi-Fi password and press the Connect button.



When Wi-Fi is connected, an alert message appears on the TV.

If not connected, no notification message appears. Please check it.



- IF Wi-Fi connection is not available



If the notification window on the left is not confirmed through Wi-Fi connection app, the **router is not compatible with the IWING TV.**

Sometimes not compatible with a wireless router that is using a particular chipset.(5G not supported)

Solution : Connect the IWING TV compatible router to the one you are using now.

IWING TV-compatible router
[ip TIME N6 , ip TIME A604R]
Please purchase the appropriate router.

6. SPCES

Size

22.2 x 9.1 x 11.7 (W x L x H)cm

Weight

214g

Hardware

Main Board : Raspberry Pi ZeroW

Cpu : Quad-core 1.4GHz

Gpu : Video Core IV

Memory : 1GB SDRAM

Wireless

Wi-Fi 802.11b/g/n(HT20) TRX 2412~2462 MHz

BLE (BLE only) TRX 2402~2480 MHz

The Bluetooth only supports 'BLE'.(Classic/EDR)is not supported.

NFC 13.56MHz (ISO/IEC14443 Type A)

Electric power

800mA(4W)

Info

Mflare co.,Ltd

IWINGTV 100

MADE IN KOREA

7. Assessment information

1. Model name : IWINGTV 100
2. Product name : NFC Player
3. Authentication(FCC ID) : 2AUMM-IWING100
4. Rated Voltage : DC 5V
5. Rated Current : 2.0A
6. Manufacturing date : 2019.6
7. Mflare co.,Ltd/Republic of Korea

8. Safety Rules

1. Be sure to read and use the manual.
2. Don't use in extreme hot or cold environments.
3. Don't use it in humid places.
4. Don't leave the Iwing TV under the direct sunlight for long.
5. Don't put Iwing TV near the fire.
6. Don't disassemble the Iwing TV.
7. Don't drop IWING TV from a high place.
8. Disconnect the power cable when not using the Iwing TV for a long time.
9. This equipment should be installed and operated with minimum 20 cm between the radiator and your body.
10. This accessory product supplied by the Universal Serial Bus (USB), version 1.0 or 2.0

9. AS

Refunds are available within 7 days of receipt of the product and must meet the terms of the refund.

1. The product must be in good condition. (No return in case of physical damage)
2. You must include both a genuine box and accessories before you can return them.
3. If the customer needs to repair a change/return due to a change and a fault caused by the customer's mistake, the customer will have to pay a round-trip shipping fee. Mflare shall not be liable for any loss or damage to the Product arising from the process of returning it.

Q/A mflareceo@gmail.com

10. Regulation Compliance Statement

FCC Compliance Statement

WARNING: *This equipment may generate or use radio frequency energy. Changes or modifications to this equipment may cause harmful interference unless the modifications are expressly approved in the instruction manual. The user could lose the authority to operate this equipment if an unauthorized change or modification is made.*

This device complies with part 15 of the FCC Rules. Operation is subject to the following two conditions:

- (1) This device may not cause harmful interference, and
- (2) this device must accept any interference received, including interference that may cause undesired operation.

For a Class B digital device or peripheral, the instructions furnished the user shall include the following or similar statement, placed in a prominent location in the text of the manual:

Note: This equipment has been tested and found to comply with the limits for a Class B digital device, pursuant to part 15 of the FCC Rules. These limits are designed to provide reasonable protection against harmful interference in a residential installation. This equipment generates, uses and can radiate radio frequency energy and, if not installed and used in accordance with the instructions, may cause harmful interference to radio communications. However, there is no guarantee that interference will not occur in a particular installation. If this equipment does cause harmful interference to radio or television reception, which can be determined by turning the equipment off and on, the user is encouraged to try to correct the interference by one or more of the following measures:

- Reorient or relocate the receiving antenna.
- Increase the separation between the equipment and receiver.
- Connect the equipment into an outlet on a circuit different from that to which the receiver is connected.
- Consult the dealer or an experienced radio/TV technician for help.

Supplier's Declaration of Conformity

47 CFR § 2.1077 Compliance Information

Unique Identifier: IWINGTV 100

Responsible Party – U.S. Contact Information

Company: HAX

Street Address : 479 Jessie St, San Francisco

City, State : CA, USA

Zip Code : 94103

Contact information : mhy2r1@gmail.com