

Test Setup Photographs for the Winnow Vision 3.0

1. Radiated Emissions

1.1. Configuration 1: 30 MHz to 1 GHz




Photo 1



Photo 2

Radiated Emissions (continued)




Photo 3

Radiated Emissions (continued)

1.2. Configuration 2: Above 1 GHz




Photo 1



Photo 2

Radiated Emissions (continued)




Photo 3