

NEED HELP?

Contact our support team:
<https://support.wyze.com>
Join our Community:
<https://wyze.com/community>



Scan the QR code to learn more

FCC RADIATION EXPOSURE STATEMENT:

This equipment complies with FCC radiation exposure limits set forth for an uncontrolled environment. This equipment should be installed and operated with minimum distance 20cm between the radiator & your body.

This transmitter must not be co-located or operating in conjunction with any other antenna or transmitter.

ISED RSS WARNING:

This device complies with ISED licence-exempt RSS standard (s). Operation is subject to the following two conditions: (1) this device must accept any interference, including interference that may cause undesired operation of the device.

Le présent appareil est conforme aux CNR d'ISED applicables aux appareils radio exempts de licence. L'exploitation est autorisée aux deux conditions suivantes:

(1) l'appareil ne doit pas produire d'interférence, et (2) l'appareil doit accepter toute interférence radioélectrique subie, même si l'interférence est susceptible d'en compromettre le fonctionnement.

ISED RADIATION EXPOSURE STATEMENT:

This equipment complies with ISED RF radiation exposure limits set forth for an uncontrolled environment. This transmitter must not be co-located or operating in conjunction with any other antenna or transmitter.

This equipment should be installed and operated with minimum distance 20cm between the radiator & your body.

Cet appareil est conforme aux limites d'exposition de rayonnement RF ISED établies pour un environnement non contrôlé.

Cet émetteur ne doit pas être co-implanté ou

fonctionner en conjonction avec toute autre antenne ou transmetteur.

Cet équipement doit être installé et utilisé avec une distance minimale de 20cm entre le radiateur & votre corps.

Any changes or modifications not expressly approved by the party responsible for compliance could void the user's authority to operate the equipment.

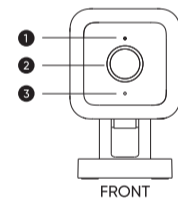
Tous changements ou modifications non expressément approuvés par la partie responsable de la conformité peut annuler l'autorité de l'utilisateur à opérer l'équipement.

Utilisez uniquement le chargeur fourni.
Only use the power supply provided.

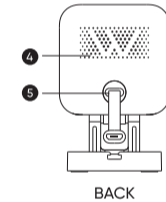
QUICK START GUIDE

IN THE BOX

Wyze Cam x1 Indoor Power Adapter x1
USB Cable x1 Mounting Tape x1
Wall Plate x1 Mounting Screw x1
Quick Start Guide x1

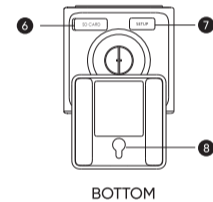


- 1 Status Light
- 2 Lens
- 3 Microphone



BACK

- 4 Speaker
- 5 Power Cable



BOTTOM

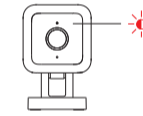
- 6 MicroSD Slot (SD card not included)
- 7 SETUP Button
- 8 Mounting Hole

DOWNLOAD THE WYZE APP BY SCANNING THIS QR CODE

OR DOWNLOAD DIRECTLY FROM THE APPLE APP STORE OR GOOGLE PLAY



➤ Connect the camera to a power outlet and wait for 20 seconds or until the status light flashes red.



➤ Press the SETUP button for 3 seconds or until there is a voice prompt.



➤ Follow the instructions in the Wyze app to finish setup.



LIGHT INDICATIONS

- Solid red light**
The device is powered on and initializing
- Flashing red light**
The device is ready to connect
- Flashing red & blue lights**
Connection is in progress
- Flashing blue light**
The device is connected and finishing setup
- Solid blue light**
The device is working properly

FCC WARNING:

Any Changes or modifications not expressly approved by the party responsible for compliance could void the user's authority to operate the equipment.

This device complies with part 15 of the FCC Rules. Operation is subject to the following two conditions: (1) This device may not cause harmful interference, and (2) this device must accept any interference received, including interference that may cause undesired operation.