

TEST REPORT

Application No.: GZCR2201000134AT
Applicant: Wyze Labs, Inc.
Address of Applicant: 5808 Lake Washington Blvd NE Ste 300 Kirkland Washington 98033 United States
Manufacturer: Guangdong Welland Technology Co., Ltd.
Address of Manufacturer: No. 85 Minke East Road, Min Ying Science and Technology Park, Shiqi District, Zhongshan, Guangdong, China, 528400
Factory: Guangdong Welland Technology Co., Ltd.
Address of Factory: No. 85 Minke East Road, Min Ying Science and Technology Park, Shiqi District, Zhongshan, Guangdong, China, 528400

Equipment Under Test (EUT):
EUT Name: Wyze Scale X Black, Wyze Scale X White
Model No.: WSCALX, WSCALX-W ♣
 ♣ Please refer to section 2 of this report which indicates which model was actually tested and which were electrically identical.

Trade Mark: WYZE
Standard(s) : 47 CFR Part 15, Subpart C 15.247
Date of Receipt: 2022-03-10
Date of Test: 2022-03-12 to 2022-03-23
Date of Issue: 2022-03-25

| | |
|---------------------|--------------|
| Test Result: | Pass* |
|---------------------|--------------|

* In the configuration tested, the EUT complied with the standards specified above.

Kobe Jian
EMC Laboratory Manager



Unless otherwise agreed in writing, this document is issued by the Company subject to its General Conditions of Service printed overleaf, available on request or accessible at <http://www.sgs.com/en/Terms-and-Conditions.aspx> and, for electronic format documents, subject to Terms and Conditions for Electronic Documents at <http://www.sgs.com/en/Terms-and-Conditions/Terms-e-Document.aspx>. Attention is drawn to the limitation of liability, indemnification and jurisdiction issues defined therein. Any holder of this document is advised that information contained hereon reflects the Company's findings at the time of its intervention only and within the limits of Client's instructions, if any. The Company's sole responsibility is to its Client and this document does not exonerate parties to a transaction from exercising all their rights and obligations under the transaction documents. This document cannot be reproduced except in full, without prior written approval of the Company. Any unauthorized alteration, forgery or falsification of the content or appearance of this document is unlawful and offenders may be prosecuted to the fullest extent of the law. Unless otherwise stated the results shown in this test report refer only to the sample(s) tested and such sample(s) are retained for 30 days only.

Attention: To check the authenticity of testing /inspection report & certificate, please contact us at telephone: (86-755) 8307 1443, or email: CN.Doccheck@sgs.com

| Revision Record | | | | |
|-----------------|---------|------------|----------|----------|
| Version | Chapter | Date | Modifier | Remark |
| 01 | | 2022-03-25 | | Original |
| | | | | |
| | | | | |

| | | | |
|--------------------------------|--|---|--|
| Authorized for issue by | | | |
| | |  <hr/> Curry Wu/Project Engineer | |
| | |  <hr/> Ricky Liu/Reviewer | |



Unless otherwise agreed in writing, this document is issued by the Company subject to its General Conditions of Service printed overleaf, available on request or accessible at <http://www.sgs.com/en/Terms-and-Conditions.aspx> and, for electronic format documents, subject to Terms and Conditions for Electronic Documents at <http://www.sgs.com/en/Terms-and-Conditions/Terms-e-Documents.aspx>. Attention is drawn to the limitation of liability, indemnification and jurisdiction issues defined therein. Any holder of this document is advised that information contained hereon reflects the Company's findings at the time of its intervention only and within the limits of Client's instructions, if any. The Company's sole responsibility is to its Client and this document does not exonerate parties to a transaction from exercising all their rights and obligations under the transaction documents. This document cannot be reproduced except in full, without prior written approval of the Company. Any unauthorized alteration, forgery or falsification of the content or appearance of this document is unlawful and offenders may be prosecuted to the fullest extent of the law. Unless otherwise stated the results shown in this test report refer only to the sample(s) tested and such sample(s) are retained for 30 days only.

Attention: To check the authenticity of testing /inspection report & certificate, please contact us at telephone: (86-755) 8307 1443, or email: CN_Doccheck@sgs.com

SGS-CSTC Standards Technical Services Co., Ltd. Guangzhou Branch EMC Laboratory. No.198 Kezhu Road, Sciotech Park, Guangzhou Economic & Technology Development District, Guangzhou, China 510663 t (86-20) 82155555 f (86-20) 82075058 www.sgs.com.cn
 中国·广州·经济技术开发区科学城科珠路198号 邮编: 510663 t (86-20) 82155555 f (86-20) 82075058 sgs.china@sgs.com

2 Test Summary

| Radio Spectrum Technical Requirement | | | | |
|--------------------------------------|----------------------------------|--------|---|--------|
| Item | Standard | Method | Requirement | Result |
| Antenna Requirement | 47 CFR Part 15, Subpart C 15.247 | N/A | 47 CFR Part 15, Subpart C 15.203 & 15.247(b)(4) | Pass |

| Radio Spectrum Matter Part | | | | |
|---|----------------------------------|--|---|--------|
| Item | Standard | Method | Requirement | Result |
| Conducted Peak Output Power | 47 CFR Part 15, Subpart C 15.247 | ANSI C63.10 (2013) Section 11.9.1.3 | 47 CFR Part 15, Subpart C 15.247(b)(3) | Pass |
| Minimum 6dB Bandwidth | | ANSI C63.10 (2013) Section 11.8.1 | 47 CFR Part 15, Subpart C 15.247a(2) | Pass |
| Power Spectrum Density | | ANSI C63.10 (2013) Section 11.10.2 | 47 CFR Part 15, Subpart C 15.247(e) | Pass |
| Conducted Band Edges Measurement | | ANSI C63.10 (2013) Section 11.13.3.2 | 47 CFR Part 15, Subpart C 15.247(d) | Pass |
| Conducted Spurious Emissions | | ANSI C63.10 (2013) Section 11.11 | 47 CFR Part 15, Subpart C 15.247(d) | Pass |
| Radiated Emissions which fall in the restricted bands | | ANSI C63.10 (2013) Section 6.10.5 | 47 CFR Part 15, Subpart C 15.205 & 15.209 | Pass |
| Radiated Spurious Emissions (Below 1GHz) | | ANSI C63.10 (2013) Section 6.4,6.5,6.6 | 47 CFR Part 15, Subpart C 15.205 & 15.209 | Pass |
| Radiated Spurious Emissions (Above 1GHz) | | ANSI C63.10 (2013) Section 6.4,6.5,6.6 | 47 CFR Part 15, Subpart C 15.205 & 15.209 | Pass |
| Duty Cycle | | ANSI C63.10 (2013) Section 11.6 | KDB 558074 D01 v05r02 section 6 | Pass |

Note:

E.U.T./EUT means Equipment Under Test.

Pass means the test result passed the test standard requirement, please find the detailed decision rule in the report relative section.

Declaration of EUT Family Grouping:

Model No.: WSCALX, WSCALX-W

Only the model WSCALX was tested, since according to the declaration from the applicant, the electrical circuit design, PCB layout, components used and internal wiring and functions were identical for the above models, with only difference on model name and colour. WSCALX is black, WSCALX-W is white.



Unless otherwise agreed in writing, this document is issued by the Company subject to its General Conditions of Service printed overleaf, available on request or accessible at <http://www.sgs.com/en/Terms-and-Conditions.aspx> and, for electronic format documents, subject to Terms and Conditions for Electronic Documents at <http://www.sgs.com/en/terms-and-conditions/Terms-e-Documents.aspx>. Attention is drawn to the limitation of liability, indemnification and jurisdiction issues defined therein. Any holder of this document is advised that information contained hereon reflects the Company's findings at the time of its intervention only and within the limits of Client's instructions, if any. The Company's sole responsibility is to its Client and this document does not exonerate parties to a transaction from exercising all their rights and obligations under the transaction documents. This document cannot be reproduced except in full, without prior written approval of the Company. Any unauthorized alteration, forgery or falsification of the content or appearance of this document is unlawful and offenders may be prosecuted to the fullest extent of the law. Unless otherwise stated the results shown in this test report refer only to the sample(s) tested and such sample(s) are retained for 30 days only.

Attention: To check the authenticity of testing /inspection report & certificate, please contact us at telephone: (86-755) 8307 1443, or email: CN.Doccheck@sgs.com

SGS-CSTC Standards Technical Services Co., Ltd. | No.198 Kezhu Road, Sciotech Park, Guangzhou Economic & Technology Development District, Guangzhou, China 510663 t (86-20) 82155555 f (86-20) 82075058 www.sgs.com.cn
 Guangzhou Branch | 中国·广州·经济技术开发区科学城科珠路198号 邮编: 510663 t (86-20) 82155555 f (86-20) 82075058 sgs.china@sgs.com

3 Contents

| | Page |
|---|-----------|
| 1 Cover Page | 1 |
| 2 Test Summary | 3 |
| 3 Contents | 4 |
| 4 General Information | 6 |
| 4.1 Details of E.U.T. | 6 |
| 4.2 Description of Support Units | 6 |
| 4.3 Measurement Uncertainty | 7 |
| 4.4 Test Location | 8 |
| 4.5 Test Facility | 8 |
| 4.6 Deviation from Standards | 9 |
| 4.7 Abnormalities from Standard Conditions | 9 |
| 5 Equipment List | 10 |
| 6 Radio Spectrum Technical Requirement | 13 |
| 6.1 Antenna Requirement | 13 |
| 6.1.1 Test Requirement: | 13 |
| 6.1.2 Conclusion | 13 |
| 7 Radio Spectrum Matter Test Results | 14 |
| 7.1 Conducted Peak Output Power | 14 |
| 7.1.1 E.U.T. Operation | 14 |
| 7.1.2 Test Mode Description | 14 |
| 7.1.3 Test Setup Diagram | 15 |
| 7.1.4 Measurement Procedure and Data | 15 |
| 7.2 Minimum 6dB Bandwidth | 16 |
| 7.2.1 E.U.T. Operation | 16 |
| 7.2.2 Test Mode Description | 16 |
| 7.2.3 Test Setup Diagram | 16 |
| 7.2.4 Measurement Procedure and Data | 16 |
| 7.3 Power Spectrum Density | 17 |
| 7.3.1 E.U.T. Operation | 17 |
| 7.3.2 Test Mode Description | 17 |
| 7.3.3 Test Setup Diagram | 17 |
| 7.3.4 Measurement Procedure and Data | 17 |
| 7.4 Conducted Band Edges Measurement | 18 |
| 7.4.1 E.U.T. Operation | 18 |
| 7.4.2 Test Mode Description | 18 |
| 7.4.3 Test Setup Diagram | 18 |
| 7.4.4 Measurement Procedure and Data | 18 |
| 7.5 Conducted Spurious Emissions | 19 |
| 7.5.1 E.U.T. Operation | 19 |
| 7.5.2 Test Mode Description | 19 |
| 7.5.3 Test Setup Diagram | 19 |
| 7.5.4 Measurement Procedure and Data | 19 |



Unless otherwise agreed in writing, this document is issued by the Company subject to its General Conditions of Service printed overleaf, available on request or accessible at <http://www.sgs.com/en/Terms-and-Conditions.aspx> and, for electronic format documents, subject to Terms and Conditions for Electronic Documents at <http://www.sgs.com/en/terms-and-Conditions/Terms-e-Documents.aspx>. Attention is drawn to the limitation of liability, indemnification and jurisdiction issues defined therein. Any holder of this document is advised that information contained hereon reflects the Company's findings at the time of its intervention only and within the limits of Client's instructions, if any. The Company's sole responsibility is to its Client and this document does not exonerate parties to a transaction from exercising all their rights and obligations under the transaction documents. This document cannot be reproduced except in full, without prior written approval of the Company. Any unauthorized alteration, forgery or falsification of the content or appearance of this document is unlawful and offenders may be prosecuted to the fullest extent of the law. Unless otherwise stated the results shown in this test report refer only to the sample(s) tested and such sample(s) are retained for 30 days only.

Attention: To check the authenticity of testing/inspection report & certificate, please contact us at telephone: (86-755) 8307 1443, or email: CN.Doccheck@sgs.com

| | | |
|-----------|---|-----------|
| 7.6 | Radiated Emissions which fall in the restricted bands | 20 |
| 7.6.1 | E.U.T. Operation | 20 |
| 7.6.2 | Test Mode Description | 20 |
| 7.6.3 | Test Setup Diagram | 20 |
| 7.6.4 | Measurement Procedure and Data | 21 |
| 7.7 | Radiated Spurious Emissions (Below 1GHz) | 26 |
| 7.7.1 | E.U.T. Operation | 26 |
| 7.7.2 | Test Mode Description | 26 |
| 7.7.3 | Test Setup Diagram | 26 |
| 7.7.4 | Measurement Procedure and Data | 27 |
| 7.8 | Radiated Spurious Emissions (Above 1GHz) | 30 |
| 7.8.1 | E.U.T. Operation | 30 |
| 7.8.2 | Test Mode Description | 30 |
| 7.8.3 | Test Setup Diagram | 31 |
| 7.8.4 | Measurement Procedure and Data | 32 |
| 7.9 | Duty Cycle | 39 |
| 7.9.1 | E.U.T. Operation | 39 |
| 7.9.2 | Test Mode Description | 39 |
| 7.9.3 | Test Setup Diagram | 39 |
| 7.9.4 | Measurement Procedure and Data | 39 |
| 8 | Test Setup Photo | 40 |
| 9 | EUT Constructional Details (EUT Photos) | 40 |
| 10 | Appendix | 41 |



Unless otherwise agreed in writing, this document is issued by the Company subject to its General Conditions of Service printed overleaf, available on request or accessible at <http://www.sgs.com/en/Terms-and-Conditions.aspx> and, for electronic format documents, subject to Terms and Conditions for Electronic Documents at <http://www.sgs.com/en/terms-and-Conditions/Terms-e-Documents.aspx>. Attention is drawn to the limitation of liability, indemnification and jurisdiction issues defined therein. Any holder of this document is advised that information contained hereon reflects the Company's findings at the time of its intervention only and within the limits of Client's instructions, if any. The Company's sole responsibility is to its Client and this document does not exonerate parties to a transaction from exercising all their rights and obligations under the transaction documents. This document cannot be reproduced except in full, without prior written approval of the Company. Any unauthorized alteration, forgery or falsification of the content or appearance of this document is unlawful and offenders may be prosecuted to the fullest extent of the law. Unless otherwise stated the results shown in this test report refer only to the sample(s) tested and such sample(s) are retained for 30 days only.

Attention: To check the authenticity of testing /inspection report & certificate, please contact us at telephone: (86-755) 8307 1443, or email: CN.Doccheck@sgs.com

4 General Information

4.1 Details of E.U.T.

Power Supply: DC 6V (1.5V x 4 "AAA" Size Batteries).
 Operation Frequency: 2402MHz to 2480MHz
 Bluetooth Version: V5.0 LE
 Modulation Type: GFSK
 Data Rate: 1M/bit
 Number of Channels: 40
 Channel Spacing: 2MHz
 Antenna Type: PCB Antenna
 Antenna Gain: 2.6dBi

4.2 Description of Support Units

| Description | Manufacturer | Model No. | Serial No. |
|---|--------------|-----------|------------|
| -- | -- | -- | -- |
| The EUT has been tested as an independent unit. | | | |



Unless otherwise agreed in writing, this document is issued by the Company subject to its General Conditions of Service printed overleaf, available on request or accessible at <http://www.sgs.com/en/Terms-and-Conditions.aspx> and, for electronic format documents, subject to Terms and Conditions for Electronic Documents at <http://www.sgs.com/en/terms-and-Conditions/Terms-e-Documents.aspx>. Attention is drawn to the limitation of liability, indemnification and jurisdiction issues defined therein. Any holder of this document is advised that information contained hereon reflects the Company's findings at the time of its intervention only and within the limits of Client's instructions, if any. The Company's sole responsibility is to its Client and this document does not exonerate parties to a transaction from exercising all their rights and obligations under the transaction documents. This document cannot be reproduced except in full, without prior written approval of the Company. Any unauthorized alteration, forgery or falsification of the content or appearance of this document is unlawful and offenders may be prosecuted to the fullest extent of the law. Unless otherwise stated the results shown in this test report refer only to the sample(s) tested and such sample(s) are retained for 30 days only.

Attention: To check the authenticity of testing /inspection report & certificate, please contact us at telephone: (86-755) 8307 1443, or email: CN.Doccheck@sgs.com

4.3 Measurement Uncertainty

| Test Item | Measurement Uncertainty |
|---|---|
| Conducted Peak Output Power | ± 0.75dB |
| Minimum 6dB Bandwidth | ± 3% |
| Power Spectrum Density | ± 2.84dB |
| Conducted Band Edges Measurement | ± 0.75dB |
| Conducted Spurious Emissions | ± 0.75dB |
| Radiated Emissions which fall in the restricted bands | ±5.00dB (30MHz-1GHz; 3m);±4.38dB (30MHz-1GHz; 10m);± 4.52Db (1GHz-6GHz);± 4.54dB (above 6GHz) |
| Radiated Spurious Emissions (Below 1GHz) | ±5.00dB (30MHz-1GHz; 3m);±4.38dB (30MHz-1GHz; 10m) |
| Radiated Spurious Emissions (Above 1GHz) | ± 4.52dB (1GHz-6GHz);± 4.54dB (above 6GHz) |
| Duty Cycle | ± 0.37% |



Unless otherwise agreed in writing, this document is issued by the Company subject to its General Conditions of Service printed overleaf, available on request or accessible at <http://www.sgs.com/en/Terms-and-Conditions.aspx> and, for electronic format documents, subject to Terms and Conditions for Electronic Documents at <http://www.sgs.com/en/terms-and-Conditions/Terms-e-Documents.aspx>. Attention is drawn to the limitation of liability, indemnification and jurisdiction issues defined therein. Any holder of this document is advised that information contained hereon reflects the Company's findings at the time of its intervention only and within the limits of Client's instructions, if any. The Company's sole responsibility is to its Client and this document does not exonerate parties to a transaction from exercising all their rights and obligations under the transaction documents. This document cannot be reproduced except in full, without prior written approval of the Company. Any unauthorized alteration, forgery or falsification of the content or appearance of this document is unlawful and offenders may be prosecuted to the fullest extent of the law. Unless otherwise stated the results shown in this test report refer only to the sample(s) tested and such sample(s) are retained for 30 days only.

Attention: To check the authenticity of testing /inspection report & certificate, please contact us at telephone: (86-755) 8307 1443, or email: CN.Doccheck@sgs.com

4.4 Test Location

All tests were performed at:

SGS-CSTC Standards Technical Services Co., Ltd., Guangzhou Branch EMC Laboratory,
 198 Kezhu Road, Sciencetech Park, Guangzhou Economic & Technology Development District,
 Guangzhou, China 510663

Tel: +86 20 82155555 Fax: +86 20 82075059

No tests were sub-contracted.

4.5 Test Facility

The test facility is recognized, certified, or accredited by the following organizations:

- **NVLAP (Lab Code: 200611-0)**

SGS-CSTC Standards Technical Services Co., Ltd., Guangzhou EMC Laboratory is accredited by the National Voluntary Laboratory Accreditation Program (NVLAP/NIST). NVLAP Code: 200611-0.

The report must not be used by the client to claim product certification, approval, or endorsement by NVLAP, NIST, or any agency of the Federal Government.

- **ACMA**

SGS-CSTC Standards Technical Services Co., Ltd., EMC Laboratory can also perform testing for the Australian/New Zealand Regulatory Compliance Mark (RCM).

- **SGS UK(Certificate No.: 32), SGS-TUV SAARLAND and SGS-FIMKO**

Have approved SGS-CSTC Standards Technical Services Co., Ltd., EMC Laboratory as a supplier of EMC TESTING SERVICES and SAFETY TESTING SERVICES.

- **CNAS (Lab Code: L0167)**

SGS-CSTC Standards Technical Services Co., Ltd., EMC Laboratory has been assessed and in compliance with CNAS-CL01:2018 accreditation criteria for testing laboratories (identical to ISO/IEC 17025:2017 General Requirements) for the Competence of Testing Laboratories.

- **FCC Recognized Accredited Test Firm(Registration No.: 486818)**

SGS-CSTC Standards Technical Services Co., Ltd., EMC Laboratory has been accredited and fully described in a report filed with the (FCC) Federal Communications Commission. The acceptance letter from the FCC is maintained in our files. Designation Number: CN5016, Test Firm Registration Number: 486818.

- **ISED (Registration No.: 4620B, CAB identifier: CN0052)**

SGS-CSTC Standards Technical Services Co., Ltd., has been registered by Innovation Science and Economic Development Canada for Wireless Device Testing laboratories to test to Canadian radio equipment requirements. Registration No. 4620B, CAB identifier: CN0052.

- **VCCI (Registration No.: R-12460, C-12584, G-20107 and T-11179)**

The 10m Semi-anechoic chamber, 966 Anechoic Chamber and Shielded Room of SGS-CSTC Standards Technical Services Co., Ltd. have been registered in accordance with the Regulations for Voluntary Control Measures with Registration No.: R-12460, C-12584, G-20107 and T-11179 respectively.

- **CBTL (Lab Code: TL129)**

SGS-CSTC Standards Technical Services Co., Ltd., E&E Laboratory has been assessed and fully comply with the requirements of ISO/IEC 17025:2017, the Basic Rules, IECEE 01 and Rules of procedure IECEE 02, and the relevant IECEE CB-Scheme Operational documents.



Unless otherwise agreed in writing, this document is issued by the Company subject to its General Conditions of Service printed overleaf, available on request or accessible at <http://www.sgs.com/en/Terms-and-Conditions.aspx> and, for electronic format documents, subject to Terms and Conditions for Electronic Documents at <http://www.sgs.com/en/terms-and-Conditions/Terms-e-Documents.aspx>. Attention is drawn to the limitation of liability, indemnification and jurisdiction issues defined therein. Any holder of this document is advised that information contained herein reflects the Company's findings at the time of its intervention only and within the limits of Client's instructions, if any. The Company's sole responsibility is to its Client and this document does not exonerate parties to a transaction from exercising all their rights and obligations under the transaction documents. This document cannot be reproduced except in full, without prior written approval of the Company. Any unauthorized alteration, forgery or falsification of the content or appearance of this document is unlawful and offenders may be prosecuted to the fullest extent of the law. Unless otherwise stated the results shown in this test report refer only to the sample(s) tested and such sample(s) are retained for 30 days only.

Attention: To check the authenticity of testing /inspection report & certificate, please contact us at telephone: (86-755) 8307 1443, or email: CN.Doccheck@sgs.com

4.6 Deviation from Standards

None

4.7 Abnormalities from Standard Conditions

None



Unless otherwise agreed in writing, this document is issued by the Company subject to its General Conditions of Service printed overleaf, available on request or accessible at <http://www.sgs.com/en/Terms-and-Conditions.aspx> and, for electronic format documents, subject to Terms and Conditions for Electronic Documents at <http://www.sgs.com/en/terms-and-Conditions/Terms-e-Documents.aspx>. Attention is drawn to the limitation of liability, indemnification and jurisdiction issues defined therein. Any holder of this document is advised that information contained hereon reflects the Company's findings at the time of its intervention only and within the limits of Client's instructions, if any. The Company's sole responsibility is to its Client and this document does not exonerate parties to a transaction from exercising all their rights and obligations under the transaction documents. This document cannot be reproduced except in full, without prior written approval of the Company. Any unauthorized alteration, forgery or falsification of the content or appearance of this document is unlawful and offenders may be prosecuted to the fullest extent of the law. Unless otherwise stated the results shown in this test report refer only to the sample(s) tested and such sample(s) are retained for 30 days only.

Attention: To check the authenticity of testing /inspection report & certificate, please contact us at telephone: (86-755) 8307 1443, or email: CN.Doccheck@sgs.com

5 Equipment List

| Conducted Peak Output Power | | | | | |
|-----------------------------|----------------------|-------------|--------------|------------|--------------|
| Equipment | Manufacturer | Model No | Inventory No | Cal Date | Cal Due Date |
| Power Meter (U2021XA_Ch2) | Agilent Technologies | U2021XA_Ch2 | SEM009-02 | 2021-05-19 | 2022-05-18 |
| 6dB Attenuator | HP | 8491A | EMC2062 | 2020-04-15 | 2022-04-14 |
| MI CABLE | SGS-EMC | 0.8M | EMC2136 | 2021-11-01 | 2023-11-01 |

| Minimum 6dB Bandwidth | | | | | |
|---------------------------------|----------------------|----------|--------------|------------|--------------|
| Equipment | Manufacturer | Model No | Inventory No | Cal Date | Cal Due Date |
| EXA Signal Analyzer(10Hz-44GHz) | Agilent Technologies | N9010A | EMC2138 | 2021-09-16 | 2022-09-15 |
| 6dB Attenuator | HP | 8491A | EMC2062 | 2020-04-15 | 2022-04-14 |
| MI CABLE | SGS-EMC | 0.8M | EMC2136 | 2021-11-01 | 2023-11-01 |
| Test Software | TST | V2.0 | GZE100-78 | N/A | N/A |

| Power Spectrum Density | | | | | |
|---------------------------------|----------------------|----------|--------------|------------|--------------|
| Equipment | Manufacturer | Model No | Inventory No | Cal Date | Cal Due Date |
| EXA Signal Analyzer(10Hz-44GHz) | Agilent Technologies | N9010A | EMC2138 | 2021-09-16 | 2022-09-15 |
| 6dB Attenuator | HP | 8491A | EMC2062 | 2020-04-15 | 2022-04-14 |
| MI CABLE | SGS-EMC | 0.8M | EMC2136 | 2021-11-01 | 2023-11-01 |
| Test Software | TST | V2.0 | GZE100-78 | N/A | N/A |

| Conducted Band Edges Measurement | | | | | |
|----------------------------------|----------------------|----------|--------------|------------|--------------|
| Equipment | Manufacturer | Model No | Inventory No | Cal Date | Cal Due Date |
| EXA Signal Analyzer(10Hz-44GHz) | Agilent Technologies | N9010A | EMC2138 | 2021-09-16 | 2022-09-15 |
| 6dB Attenuator | HP | 8491A | EMC2062 | 2020-04-15 | 2022-04-14 |
| MI CABLE | SGS-EMC | 0.8M | EMC2136 | 2021-11-01 | 2023-11-01 |
| Test Software | TST | V2.0 | GZE100-78 | N/A | N/A |

| Conducted Spurious Emissions | | | | | |
|---------------------------------|----------------------|----------|--------------|------------|--------------|
| Equipment | Manufacturer | Model No | Inventory No | Cal Date | Cal Due Date |
| EXA Signal Analyzer(10Hz-44GHz) | Agilent Technologies | N9010A | EMC2138 | 2021-09-16 | 2022-09-15 |
| 6dB Attenuator | HP | 8491A | EMC2062 | 2020-04-15 | 2022-04-14 |
| MI CABLE | SGS-EMC | 0.8M | EMC2136 | 2021-11-01 | 2023-11-01 |
| Test Software | TST | V2.0 | GZE100-78 | N/A | N/A |



Unless otherwise agreed in writing, this document is issued by the Company subject to its General Conditions of Service printed overleaf, available on request or accessible at <http://www.sgs.com/en/Terms-and-Conditions.aspx> and, for electronic format documents, subject to Terms and Conditions for Electronic Documents at <http://www.sgs.com/en/terms-and-Conditions/Terms-e-Documents.aspx>. Attention is drawn to the limitation of liability, indemnification and jurisdiction issues defined therein. Any holder of this document is advised that information contained hereon reflects the Company's findings at the time of its intervention only and within the limits of Client's instructions, if any. The Company's sole responsibility is to its Client and this document does not exonerate parties to a transaction from exercising all their rights and obligations under the transaction documents. This document cannot be reproduced except in full, without prior written approval of the Company. Any unauthorized alteration, forgery or falsification of the content or appearance of this document is unlawful and offenders may be prosecuted to the fullest extent of the law. Unless otherwise stated the results shown in this test report refer only to the sample(s) tested and such sample(s) are retained for 30 days only.

Attention: To check the authenticity of testing /inspection report & certificate, please contact us at telephone: (86-755) 8307 1443, or email: CN.Doccheck@sgs.com
 No.198 Kezhu Road, Sciencetech Park, Guangzhou Economic & Technology Development District, Guangzhou, China 510663 t (86-20) 82155555 f (86-20) 82075058 www.sgs.com.cn
 中国·广州·经济技术开发区科学城科珠路198号 邮编: 510663 t (86-20) 82155555 f (86-20) 82075058 sgs.china@sgs.com

| Radiated Emissions which fall in the restricted bands | | | | | |
|--|-----------------------------|-----------------|---------------------|-----------------|---------------------|
| Equipment | Manufacturer | Model No | Inventory No | Cal Date | Cal Due Date |
| EMI Test Receiver(20Hz-26.5GHz) | Rohde & Schwarz | ESIB26 | EMC0522 | 2021-12-17 | 2022-12-16 |
| Chamber cable(Above 1GHz) | Scoflex | KMKM-8.0m | EMC0545 | 2020-09-09 | 2022-09-08 |
| Horn Antenna(1GHz-18GHz) | SCHWARZBECK MESS-ELEKTRONIK | BBHA 9120D | EMC2026 | 2019-09-25 | 2022-09-24 |
| 1GHz-26.5 GHz Pre-Amplifier | Agilent | 8449B | EMC0521 | 2021-12-17 | 2022-12-16 |
| 2.4GHz Filter | Micro-Tronics | BRM 50702 | EMC2069 | 2021-12-17 | 2022-12-16 |
| 966 Anechoic Chamber | C.R.T | 9m x 6m x 6m | EMC2142 | 2020-12-20 | 2023-12-19 |
| MXE EMI Receiver(10Hz-8.4GHz) | Keysight | N9038A | EMC2139 | 2021-11-01 | 2022-10-31 |
| EXA Signal Analyzer(10Hz-44GHz) | Keysight | N9010A | EMC2138 | 2021-09-16 | 2022-09-15 |
| Test Software E3 | Audix | Ver.6.120110a | GZE100-61 | N/A | N/A |
| Notch Filter (5150-5880) | Mico-Tronics | BRM50716 | EMC2168 | 2021-07-29 | 2022-07-28 |
| Horn Antenna(14-40GHz) | SCHWARZBECK | BBHA 9170 | EMC2041 | 2020-06-28 | 2023-06-27 |
| Microwave Broadband Preamplifier (18-40GHz) | SCHWARZBECK | BBV 9721 | EMC2172 | 2021-08-30 | 2022-08-29 |

| Radiated Spurious Emissions (Below 1GHz) | | | | | |
|---|---------------------|-----------------|---------------------|-----------------|---------------------|
| Equipment | Manufacturer | Model No | Inventory No | Cal Date | Cal Due Date |
| EMI Test Receiver(10Hz-26.5GHz) | Rohde & Schwarz | ESIB26 | EMC0522 | 2021-12-17 | 2022-12-16 |
| Chamber cable | HangTianXing | N/A | EMC0542 | 2020-09-09 | 2022-09-08 |
| Trilog-Broadband Antenna(25MHz-2GHz) | Schwarzbeck | VULB9168 | SEM003-33 | 2021/9/25 | 2024/9/24 |
| Amplifier(9kHz-1.3GHz) | HP | 8447F | EMC2065 | 2021-05-19 | 2022-05-18 |
| High Pass Filter (915MHz) | FSY MICROWAVE | HM1465-9SS | EMC2079 | 2021-12-17 | 2022-12-16 |
| 10m Semi-Anechoic Chamber | ETS | N/A | EMC0530 | 2019-10-20 | 2022-10-19 |
| Test Software E3 | Audix | Ver.6.120110a | GZE100-61 | N/A | N/A |
| EMI Test Receiver(1Hz-8GHz) | Rohde & Schwarz | ESW8 | EMC2220 | 2021-05-26 | 2022-05-25 |



Unless otherwise agreed in writing, this document is issued by the Company subject to its General Conditions of Service printed overleaf, available on request or accessible at <http://www.sgs.com/en/Terms-and-Conditions.aspx> and, for electronic format documents, subject to Terms and Conditions for Electronic Documents at <http://www.sgs.com/en/terms-and-Conditions/Terms-e-Documents.aspx>. Attention is drawn to the limitation of liability, indemnification and jurisdiction issues defined therein. Any holder of this document is advised that information contained hereon reflects the Company's findings at the time of its intervention only and within the limits of Client's instructions, if any. The Company's sole responsibility is to its Client and this document does not exonerate parties to a transaction from exercising all their rights and obligations under the transaction documents. This document cannot be reproduced except in full, without prior written approval of the Company. Any unauthorized alteration, forgery or falsification of the content or appearance of this document is unlawful and offenders may be prosecuted to the fullest extent of the law. Unless otherwise stated the results shown in this test report refer only to the sample(s) tested and such sample(s) are retained for 30 days only.

Attention: To check the authenticity of testing /inspection report & certificate, please contact us at telephone: (86-755) 8307 1443, or email: CN.Doccheck@sgs.com

| Radiated Spurious Emissions (Above 1GHz) | | | | | |
|---|--------------------------------|-----------------|---------------------|-----------------|---------------------|
| Equipment | Manufacturer | Model No | Inventory No | Cal Date | Cal Due Date |
| EMI Test Receiver(20Hz-26.5GHz) | Rohde & Schwarz | ESIB26 | EMC0522 | 2021-12-17 | 2022-12-16 |
| Chamber cable(Above 1GHz) | Scoflex | KMKM-8.0m | EMC0545 | 2020-09-09 | 2022-09-08 |
| Horn Antenna(1GHz-18GHz) | SCHWARZBECK MESS-ELEKTRONIK | BBHA 9120D | EMC2026 | 2019-09-25 | 2022-09-24 |
| 1GHz-26.5 GHz Pre-Amplifier | Agilent | 8449B | EMC0521 | 2021-12-17 | 2022-12-16 |
| 2.4GHz Filter | Micro-Tronics | BRM 50702 | EMC2069 | 2021-12-17 | 2022-12-16 |
| 966 Anechoic Chamber | C.R.T | 9m x 6m x 6m | EMC2142 | 2020-12-20 | 2023-12-19 |
| MXE EMI Receiver(10Hz-8.4GHz) | Keysight | N9038A | EMC2139 | 2021-11-01 | 2022-10-31 |
| EXA Signal Analyzer(10Hz-44GHz) | Keysight | N9010A | EMC2138 | 2021-09-16 | 2022-09-15 |
| Test Software E3 | Audix | Ver.6.120110a | GZE100-61 | N/A | N/A |
| Notch Filter (5150-5880) | Mico-Tronics | BRM50716 | EMC2168 | 2021-07-29 | 2022-07-28 |
| Horn Antenna(14-40GHz) | SCHWARZBECK | BBHA 9170 | EMC2041 | 2020-06-28 | 2023-06-27 |
| Microwave Broadband Preamplifier (18-40GHz) | SCHWARZBECK | BBV 9721 | EMC2172 | 2021-08-30 | 2022-08-29 |

| Duty Cycle | | | | | |
|---------------------------------|----------------------|-----------------|---------------------|-----------------|---------------------|
| Equipment | Manufacturer | Model No | Inventory No | Cal Date | Cal Due Date |
| EXA Signal Analyzer(10Hz-44GHz) | Agilent Technologies | N9010A | EMC2138 | 2021-09-16 | 2022-09-15 |
| 6dB Attenuator | HP | 8491A | EMC2062 | 2020-04-15 | 2022-04-14 |
| MI CABLE | SGS-EMC | 0.8M | EMC2136 | 2021-11-01 | 2023-11-01 |
| Test Software | TST | V2.0 | GZE100-78 | N/A | N/A |

| General used testing equipment | | | | | |
|---------------------------------------|---------------------|-----------------|---------------------|-----------------|---------------------|
| Equipment | Manufacturer | Model No | Inventory No | Cal Date | Cal Due Date |
| DMM | Fluke | 73 | EMC0006 | 2021-07-05 | 2022-07-05 |
| DMM | Fluke | 73 | EMC0007 | 2021-07-05 | 2022-07-05 |



Unless otherwise agreed in writing, this document is issued by the Company subject to its General Conditions of Service printed overleaf, available on request or accessible at <http://www.sgs.com/en/Terms-and-Conditions.aspx> and, for electronic format documents, subject to Terms and Conditions for Electronic Documents at <http://www.sgs.com/en/terms-and-Conditions/Terms-e-Documents.aspx>. Attention is drawn to the limitation of liability, indemnification and jurisdiction issues defined therein. Any holder of this document is advised that information contained hereon reflects the Company's findings at the time of its intervention only and within the limits of Client's instructions, if any. The Company's sole responsibility is to its Client and this document does not exonerate parties to a transaction from exercising all their rights and obligations under the transaction documents. This document cannot be reproduced except in full, without prior written approval of the Company. Any unauthorized alteration, forgery or falsification of the content or appearance of this document is unlawful and offenders may be prosecuted to the fullest extent of the law. Unless otherwise stated the results shown in this test report refer only to the sample(s) tested and such sample(s) are retained for 30 days only.

6 Radio Spectrum Technical Requirement

6.1 Antenna Requirement

6.1.1 Test Requirement:

47 CFR Part 15, Subpart C 15.203 & 15.247(b)(4)

6.1.2 Conclusion

15.203 Requirement:

An intentional radiator shall be designed to ensure that no antenna other than that furnished by the responsible party shall be used with the device. The use of a permanently attached antenna or of an antenna that uses a unique coupling to the intentional radiator shall be considered sufficient to comply with the provisions of this section. The manufacturer may design the unit so that a broken antenna can be replaced by the user, but the use of a standard antenna jack or electrical connector is prohibited. This requirement does not apply to carrier current devices or to devices operated under the provisions of 15.211, 15.213, 15.217, 15.219, 15.221, or 15.236. Further, this requirement does not apply to intentional radiators that must be professionally installed, such as perimeter protection systems and some field disturbance sensors, or to other intentional radiators which, in accordance with 15.31(d), must be measured at the installation site. However, the installer shall be responsible for ensuring that the proper antenna is employed so that the limits in this part are not exceeded.

15.247(b) (4) requirement:

The conducted output power limit specified in paragraph (b) of this section is based on the use of antennas with directional gains that do not exceed 6 dBi. Except as shown in paragraph (c) of this section, if transmitting antennas of directional gain greater than 6 dBi are used, the conducted output power from the intentional radiator shall be reduced below the stated values in paragraphs (b)(1), (b)(2), and (b)(3) of this section, as appropriate, by the amount in dB that the directional gain of the antenna exceeds 6 dBi.

EUT Antenna:

The antenna is integrated on the main PCB and no consideration of replacement. The best case gain of the antenna is 2.6 dBi.

Antenna location: Refer to internal photo.



Unless otherwise agreed in writing, this document is issued by the Company subject to its General Conditions of Service printed overleaf, available on request or accessible at <http://www.sgs.com/en/Terms-and-Conditions.aspx> and, for electronic format documents, subject to Terms and Conditions for Electronic Documents at <http://www.sgs.com/en/terms-and-Conditions/Terms-e-Documents.aspx>. Attention is drawn to the limitation of liability, indemnification and jurisdiction issues defined therein. Any holder of this document is advised that information contained hereon reflects the Company's findings at the time of its intervention only and within the limits of Client's instructions, if any. The Company's sole responsibility is to its Client and this document does not exonerate parties to a transaction from exercising all their rights and obligations under the transaction documents. This document cannot be reproduced except in full, without prior written approval of the Company. Any unauthorized alteration, forgery or falsification of the content or appearance of this document is unlawful and offenders may be prosecuted to the fullest extent of the law. Unless otherwise stated the results shown in this test report refer only to the sample(s) tested and such sample(s) are retained for 30 days only.

Attention: To check the authenticity of testing /inspection report & certificate, please contact us at telephone: (86-755) 8307 1443, or email: CN.Doccheck@sgs.com

7 Radio Spectrum Matter Test Results

7.1 Conducted Peak Output Power

Test Requirement 47 CFR Part 15, Subpart C 15.247(b)(3)
 Test Method: ANSI C63.10 (2013) Section 11.9.1.3
 Limit:

| Frequency range(MHz) | Output power of the intentional radiator(watt) |
|----------------------|--|
| 902-928 | 1 for ≥50 hopping channels |
| | 0.25 for 25≤ hopping channels <50 |
| | 1 for digital modulation |
| 2400-2483.5 | 1 for ≥75 non-overlapping hopping channels |
| | 0.125 for all other frequency hopping systems |
| | 1 for digital modulation |
| 5725-5850 | 1 for frequency hopping systems and digital modulation |

7.1.1 E.U.T. Operation

Operating Environment:

Temperature: 21.8 °C Humidity: 53.3 % RH Atmospheric Pressure: 1003 mbar

7.1.2 Test Mode Description

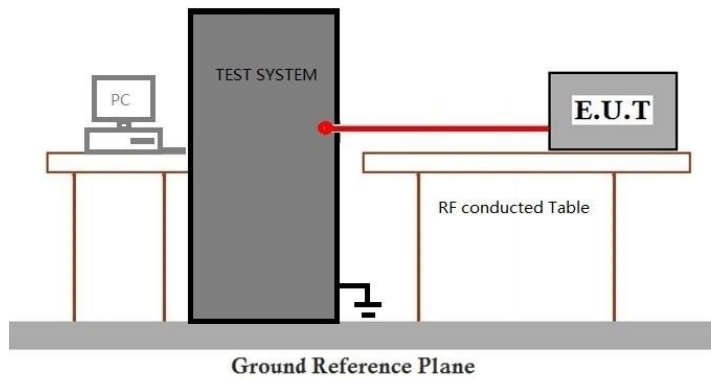
| Pre-scan / Final test | Mode Code | Description |
|--------------------------|--------------|---|
| Final test | 00 | TX mode(1Mbps)_Keep the EUT in continuously transmitting mode with GFSK modulation. |



Unless otherwise agreed in writing, this document is issued by the Company subject to its General Conditions of Service printed overleaf, available on request or accessible at <http://www.sgs.com/en/Terms-and-Conditions.aspx> and, for electronic format documents, subject to Terms and Conditions for Electronic Documents at <http://www.sgs.com/en/terms-and-Conditions/Terms-e-Documents.aspx>. Attention is drawn to the limitation of liability, indemnification and jurisdiction issues defined therein. Any holder of this document is advised that information contained hereon reflects the Company's findings at the time of its intervention only and within the limits of Client's instructions, if any. The Company's sole responsibility is to its Client and this document does not exonerate parties to a transaction from exercising all their rights and obligations under the transaction documents. This document cannot be reproduced except in full, without prior written approval of the Company. Any unauthorized alteration, forgery or falsification of the content or appearance of this document is unlawful and offenders may be prosecuted to the fullest extent of the law. Unless otherwise stated the results shown in this test report refer only to the sample(s) tested and such sample(s) are retained for 30 days only.

Attention: To check the authenticity of testing /inspection report & certificate, please contact us at telephone: (86-755) 8307 1443, or email: CN.Doccheck@sgs.com

7.1.3 Test Setup Diagram



7.1.4 Measurement Procedure and Data

cable loss=0.9dB

Please Refer to Appendix for Details



Unless otherwise agreed in writing, this document is issued by the Company subject to its General Conditions of Service printed overleaf, available on request or accessible at <http://www.sgs.com/en/Terms-and-Conditions.aspx> and, for electronic format documents, subject to Terms and Conditions for Electronic Documents at <http://www.sgs.com/en/terms-and-Conditions/Terms-e-Documents.aspx>. Attention is drawn to the limitation of liability, indemnification and jurisdiction issues defined therein. Any holder of this document is advised that information contained hereon reflects the Company's findings at the time of its intervention only and within the limits of Client's instructions, if any. The Company's sole responsibility is to its Client and this document does not exonerate parties to a transaction from exercising all their rights and obligations under the transaction documents. This document cannot be reproduced except in full, without prior written approval of the Company. Any unauthorized alteration, forgery or falsification of the content or appearance of this document is unlawful and offenders may be prosecuted to the fullest extent of the law. Unless otherwise stated the results shown in this test report refer only to the sample(s) tested and such sample(s) are retained for 30 days only.

Attention: To check the authenticity of testing /inspection report & certificate, please contact us at telephone: (86-755) 8307 1443, or email: CN.Doccheck@sgs.com

7.2 Minimum 6dB Bandwidth

Test Requirement 47 CFR Part 15, Subpart C 15.247a(2)

Test Method: ANSI C63.10 (2013) Section 11.8.1

Limit:

≥500 kHz

7.2.1 E.U.T. Operation

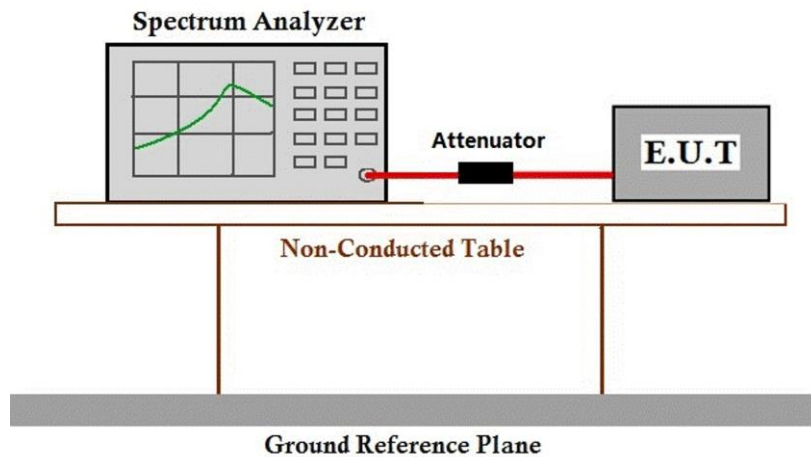
Operating Environment:

Temperature: 21.8 °C Humidity: 53.3 % RH Atmospheric Pressure: 1003 mbar

7.2.2 Test Mode Description

| Pre-scan / Final test | Mode Code | Description |
|--------------------------|--------------|---|
| Final test | 00 | TX mode(1Mbps)_Keep the EUT in continuously transmitting mode with GFSK modulation. |

7.2.3 Test Setup Diagram



7.2.4 Measurement Procedure and Data

cable loss=0.9dB

Please Refer to Appendix for Details



Unless otherwise agreed in writing, this document is issued by the Company subject to its General Conditions of Service printed overleaf, available on request or accessible at <http://www.sgs.com/en/Terms-and-Conditions.aspx> and, for electronic format documents, subject to Terms and Conditions for Electronic Documents at <http://www.sgs.com/en/terms-and-Conditions/Terms-e-Documents.aspx>. Attention is drawn to the limitation of liability, indemnification and jurisdiction issues defined therein. Any holder of this document is advised that information contained hereon reflects the Company's findings at the time of its intervention only and within the limits of Client's instructions, if any. The Company's sole responsibility is to its Client and this document does not exonerate parties to a transaction from exercising all their rights and obligations under the transaction documents. This document cannot be reproduced except in full, without prior written approval of the Company. Any unauthorized alteration, forgery or falsification of the content or appearance of this document is unlawful and offenders may be prosecuted to the fullest extent of the law. Unless otherwise stated the results shown in this test report refer only to the sample(s) tested and such sample(s) are retained for 30 days only.
 Attention: To check the authenticity of testing /inspection report & certificate, please contact us at telephone: (86-755) 8307 1443, or email: CN.Doccheck@sgs.com

SGS-CSTC Standards Technical Services Co., Ltd. | No.198 Kezhu Road, Sciotech Park, Guangzhou Economic & Technology Development District, Guangzhou, China 510663 t (86-20) 82155555 f (86-20) 82075058 www.sgs.com.cn
 Guangzhou Branch Technical Services EEC Laboratory | 中国·广州·经济技术开发区科学城科珠路198号 邮编: 510663 t (86-20) 82155555 f (86-20) 82075058 sgs.china@sgs.com

7.3 Power Spectrum Density

Test Requirement 47 CFR Part 15, Subpart C 15.247(e)

Test Method: ANSI C63.10 (2013) Section 11.10.2

Limit:

≤8dBm in any 3 kHz band during any time interval of continuous transmission

7.3.1 E.U.T. Operation

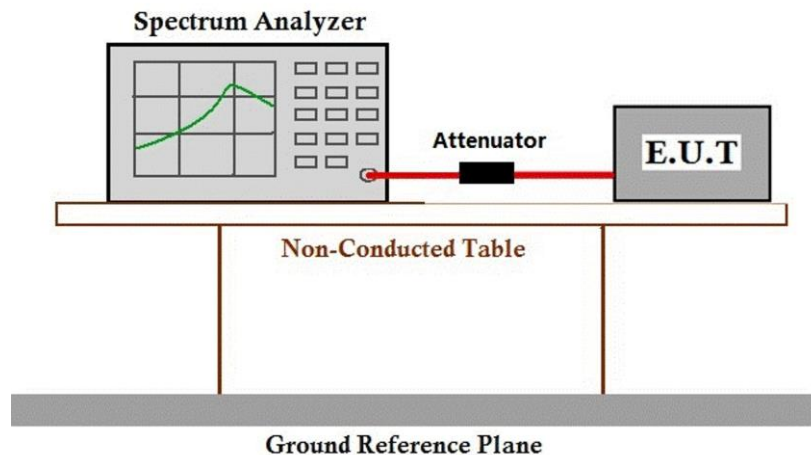
Operating Environment:

Temperature: 21.8 °C Humidity: 53.3 % RH Atmospheric Pressure: 1003 mbar

7.3.2 Test Mode Description

| Pre-scan / Final test | Mode Code | Description |
|--------------------------|--------------|---|
| Final test | 00 | TX mode(1Mbps)_Keep the EUT in continuously transmitting mode with GFSK modulation. |

7.3.3 Test Setup Diagram



7.3.4 Measurement Procedure and Data

cable loss=0.9dB

Please Refer to Appendix for Details



Unless otherwise agreed in writing, this document is issued by the Company subject to its General Conditions of Service printed overleaf, available on request or accessible at <http://www.sgs.com/en/Terms-and-Conditions.aspx> and, for electronic format documents, subject to Terms and Conditions for Electronic Documents at <http://www.sgs.com/en/terms-and-Conditions/Terms-e-Documents.aspx>. Attention is drawn to the limitation of liability, indemnification and jurisdiction issues defined therein. Any holder of this document is advised that information contained hereon reflects the Company's findings at the time of its intervention only and within the limits of Client's instructions, if any. The Company's sole responsibility is to its Client and this document does not exonerate parties to a transaction from exercising all their rights and obligations under the transaction documents. This document cannot be reproduced except in full, without prior written approval of the Company. Any unauthorized alteration, forgery or falsification of the content or appearance of this document is unlawful and offenders may be prosecuted to the fullest extent of the law. Unless otherwise stated the results shown in this test report refer only to the sample(s) tested and such sample(s) are retained for 30 days only.

Attention: To check the authenticity of testing /inspection report & certificate, please contact us at telephone: (86-755) 8307 1443, or email: CN.Doccheck@sgs.com

7.4 Conducted Band Edges Measurement

Test Requirement 47 CFR Part 15, Subpart C 15.247(d)
 Test Method: ANSI C63.10 (2013) Section 11.13.3.2
 Limit:

In any 100 kHz bandwidth outside the frequency band in which the spread spectrum or digitally modulated intentional radiator is operating, the radio frequency power that is produced by the intentional radiator shall be at least 20 dB below that in the 100 kHz bandwidth within the band that contains the highest level of the desired power, based on either an RF conducted or a radiated measurement, provided the transmitter demonstrates compliance with the peak conducted power limits. If the transmitter complies with the conducted power limits based on the use of RMS averaging over a time interval, as permitted under paragraph (b)(3) of this section, the attenuation required under this paragraph shall be 30 dB instead of 20 dB. Attenuation below the general limits specified in §15.209(a) is not required. In addition, radiated emissions which fall in the restricted bands, as defined in §15.205(a), must also comply with the radiated emission limits specified in §15.209(a) (see §15.205(c)).

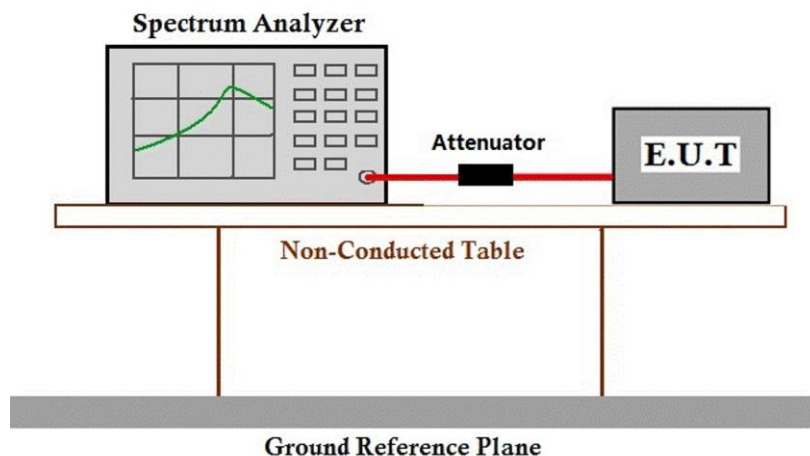
7.4.1 E.U.T. Operation

Operating Environment:
 Temperature: 21.8 °C Humidity: 53.3 % RH Atmospheric Pressure: 1003 mbar

7.4.2 Test Mode Description

| Pre-scan / Final test | Mode Code | Description |
|-----------------------|-----------|---|
| Final test | 00 | TX mode(1Mbps)_Keep the EUT in continuously transmitting mode with GFSK modulation. |

7.4.3 Test Setup Diagram



7.4.4 Measurement Procedure and Data

cable loss=0.9dB

Please Refer to Appendix for Details



Unless otherwise agreed in writing, this document is issued by the Company subject to its General Conditions of Service printed overleaf, available on request or accessible at <http://www.sgs.com/en/Terms-and-Conditions.aspx> and, for electronic format documents, subject to Terms and Conditions for Electronic Documents at <http://www.sgs.com/en/terms-and-Conditions/Terms-e-Documents.aspx>. Attention is drawn to the limitation of liability, indemnification and jurisdiction issues defined therein. Any holder of this document is advised that information contained herein reflects the Company's findings at the time of its intervention only and within the limits of Client's instructions, if any. The Company's sole responsibility is to its Client and this document does not exonerate parties to a transaction from exercising all their rights and obligations under the transaction documents. This document cannot be reproduced except in full, without prior written approval of the Company. Any unauthorized alteration, forgery or falsification of the content or appearance of this document is unlawful and offenders may be prosecuted to the fullest extent of the law. Unless otherwise stated the results shown in this test report refer only to the sample(s) tested and such sample(s) are retained for 30 days only.

7.5 Conducted Spurious Emissions

Test Requirement 47 CFR Part 15, Subpart C 15.247(d)
 Test Method: ANSI C63.10 (2013) Section 11.11
 Limit:

In any 100 kHz bandwidth outside the frequency band in which the spread spectrum or digitally modulated intentional radiator is operating, the radio frequency power that is produced by the intentional radiator shall be at least 20 dB below that in the 100 kHz bandwidth within the band that contains the highest level of the desired power, based on either an RF conducted or a radiated measurement, provided the transmitter demonstrates compliance with the peak conducted power limits. If the transmitter complies with the conducted power limits based on the use of RMS averaging over a time interval, as permitted under paragraph (b)(3) of this section, the attenuation required under this paragraph shall be 30 dB instead of 20 dB. Attenuation below the general limits specified in §15.209(a) is not required. In addition, radiated emissions which fall in the restricted bands, as defined in §15.205(a), must also comply with the radiated emission limits specified in §15.209(a) (see §15.205(c)).

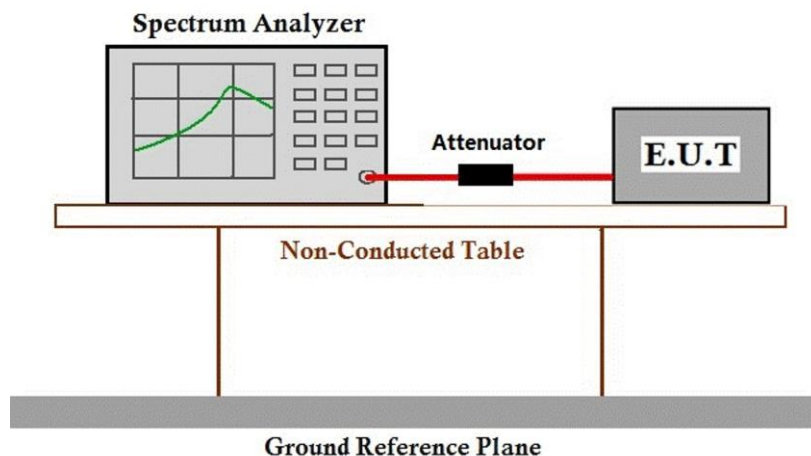
7.5.1 E.U.T. Operation

Operating Environment:
 Temperature: 21.8 °C Humidity: 53.3 % RH Atmospheric Pressure: 1003 mbar

7.5.2 Test Mode Description

| Pre-scan / Final test | Mode Code | Description |
|-----------------------|-----------|---|
| Final test | 00 | TX mode(1Mbps)_Keep the EUT in continuously transmitting mode with GFSK modulation. |

7.5.3 Test Setup Diagram



7.5.4 Measurement Procedure and Data

cable loss=0.9dB

Please Refer to Appendix for Details



Unless otherwise agreed in writing, this document is issued by the Company subject to its General Conditions of Service printed overleaf, available on request or accessible at <http://www.sgs.com/en/Terms-and-Conditions.aspx> and, for electronic format documents, subject to Terms and Conditions for Electronic Documents at <http://www.sgs.com/en/terms-and-Conditions/Terms-e-Documents.aspx>. Attention is drawn to the limitation of liability, indemnification and jurisdiction issues defined therein. Any holder of this document is advised that information contained hereon reflects the Company's findings at the time of its intervention only and within the limits of Client's instructions, if any. The Company's sole responsibility is to its Client and this document does not exonerate parties to a transaction from exercising all their rights and obligations under the transaction documents. This document cannot be reproduced except in full, without prior written approval of the Company. Any unauthorized alteration, forgery or falsification of the content or appearance of this document is unlawful and offenders may be prosecuted to the fullest extent of the law. Unless otherwise stated the results shown in this test report refer only to the sample(s) tested and such sample(s) are retained for 30 days only.
 Attention: To check the authenticity of testing /inspection report & certificate, please contact us at telephone: (86-755) 8307 1443, or email: CN.Doccheck@sgs.com
 No.198 Kezhu Road, Sciotech Park, Guangzhou Economic & Technology Development District, Guangzhou, China 510663 t (86-20) 82155555 f (86-20) 82075058 www.sgsgroup.com.cn
 中国·广州·经济技术开发区科学城科珠路198号 邮编: 510663 t (86-20) 82155555 f (86-20) 82075058 sgs.china@sgs.com

7.6 Radiated Emissions which fall in the restricted bands

Test Requirement 47 CFR Part 15, Subpart C 15.205 & 15.209
 Test Method: ANSI C63.10 (2013) Section 6.10.5
 Measurement Distance: 3m
 Limit:

| Frequency(MHz) | Field strength(microvolts/meter) | Measurement distance(meters) |
|----------------|----------------------------------|------------------------------|
| 0.009-0.490 | 2400/F(kHz) | 300 |
| 0.490-1.705 | 24000/F(kHz) | 30 |
| 1.705-30.0 | 30 | 30 |
| 30-88 | 100 | 3 |
| 88-216 | 150 | 3 |
| 216-960 | 200 | 3 |
| Above 960 | 500 | 3 |

Remark: The emission limits shown in the above table are based on measurements employing a CISPR quasi-peak detector except for the frequency bands 9-90kHz, 110-490kHz and above 1000 MHz. Radiated emission limits in these three bands are based on measurements employing an average detector, the peak field strength of any emission shall not exceed the maximum permitted average limits specified above by more than 20 dB under any condition of modulation.

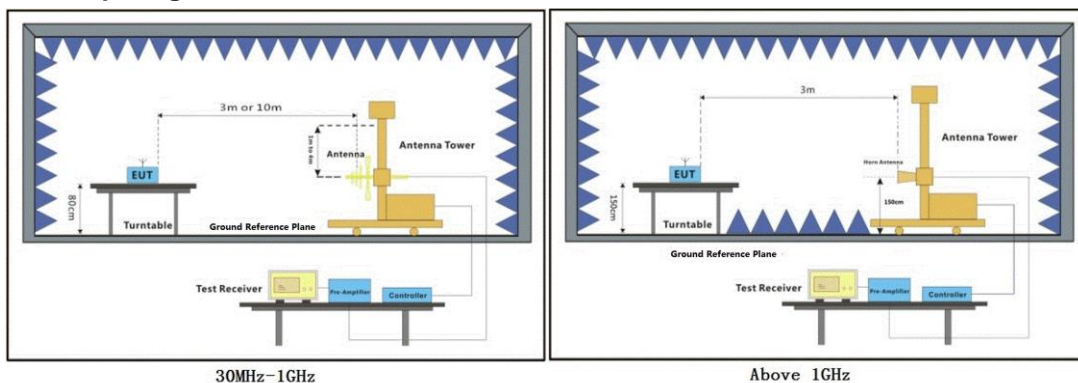
7.6.1 E.U.T. Operation

Operating Environment:
 Temperature: 22.2 °C Humidity: 50.8 % RH Atmospheric Pressure: 1003 mbar

7.6.2 Test Mode Description

| Pre-scan / Final test | Mode Code | Description |
|-----------------------|-----------|---|
| Final test | 00 | TX mode(1Mbps)_Keep the EUT in continuously transmitting mode with GFSK modulation. |

7.6.3 Test Setup Diagram



Unless otherwise agreed in writing, this document is issued by the Company subject to its General Conditions of Service printed overleaf, available on request or accessible at <http://www.sgs.com/en/Terms-and-Conditions.aspx> and, for electronic format documents, subject to Terms and Conditions for Electronic Documents at <http://www.sgs.com/en/terms-and-Conditions/Terms-e-Document.aspx>. Attention is drawn to the limitation of liability, indemnification and jurisdiction issues defined therein. Any holder of this document is aware that information contained herein reflects the Company's findings at the time of its intervention only and within the limits of Client's instructions, if any. The Company's sole responsibility is to its Client and this document does not exonerate parties to a transaction from exercising all their rights and obligations under the transaction documents. This document cannot be reproduced except in full, without prior written approval of the Company. Any unauthorized alteration, forgery or falsification of the content or appearance of this document is unlawful and offenders may be prosecuted to the fullest extent of the law. Unless otherwise stated the results shown in this test report refer only to the sample(s) tested and such sample(s) are retained for 30 days only.
 Attention: To check the authenticity of testing /inspection report & certificate, please contact us at telephone: (86-755) 8307 1443, or email: CN.Doccheck@sgs.com
 SGS-CSTC Standards Technical Services Co., Ltd. | No.198 Kezhu Road, Sciotech Park, Guangzhou Economic & Technology Development District, Guangzhou, China 510663 t (86-20) 82155555 f (86-20) 82075058 www.sgsgroup.com.cn
 Guangzhou branch Testing Service EEC Laboratory. 中国·广州·经济技术开发区科学城科珠路198号 邮编: 510663 t (86-20) 82155555 f (86-20) 82075058 sgs.china@sgs.com

7.6.4 Measurement Procedure and Data

- a. For below 1GHz, the EUT was placed on the top of a rotating table 0.8 meters above the ground at a 3 or 10 meter semi-anechoic chamber. The table was rotated 360 degrees to determine the position of the highest radiation.
- b. For above 1GHz, the EUT was placed on the top of a rotating table 1.5 meters above the ground at a 3 meter fully-anechoic chamber. The table was rotated 360 degrees to determine the position of the highest radiation.
- c. The EUT was set 3 or 10 meters away from the interference-receiving antenna, which was mounted on the top of a variable-height antenna tower.
- d. The antenna height is varied from one meter to four meters above the ground to determine the maximum value of the field strength. Both horizontal and vertical polarizations of the antenna are set to make the measurement.
- e. For each suspected emission, the EUT was arranged to its worst case and then the antenna was tuned to heights from 1 meter to 4 meters (for the test frequency of below 30MHz, the antenna was tuned to heights 1 meter) and the rotatable table was turned from 0 degrees to 360 degrees to find the maximum reading.
- f. The test-receiver system was set to Peak Detect Function and Specified Bandwidth with Maximum Hold Mode.
- g. If the emission level of the EUT in peak mode was 10dB lower than the limit specified, then testing could be stopped and the peak values of the EUT would be reported. Otherwise the emissions that did not have 10dB margin would be re-tested one by one using peak, quasi-peak or average method as specified and then reported in a data sheet.
- h. Test the EUT in the lowest channel, the Highest channel.
- i. The radiation measurements are performed in X, Y, Z axis positioning for Transmitting mode, and found the X axis positioning which it is the worst case.
- j. Repeat above procedures until all frequencies measured was complete.

Remark 1: Level= Read Level+ Cable Loss+ Antenna Factor- Preamp Factor

Remark 2: For frequencies above 1GHz, the field strength limits are based on average limits. However, the peak field strength of any emission shall not exceed the maximum permitted average limits specified above by more than 20 dB under any condition of modulation. For the emissions whose peak level is lower than the average limit, only the peak measurement is shown in the report.

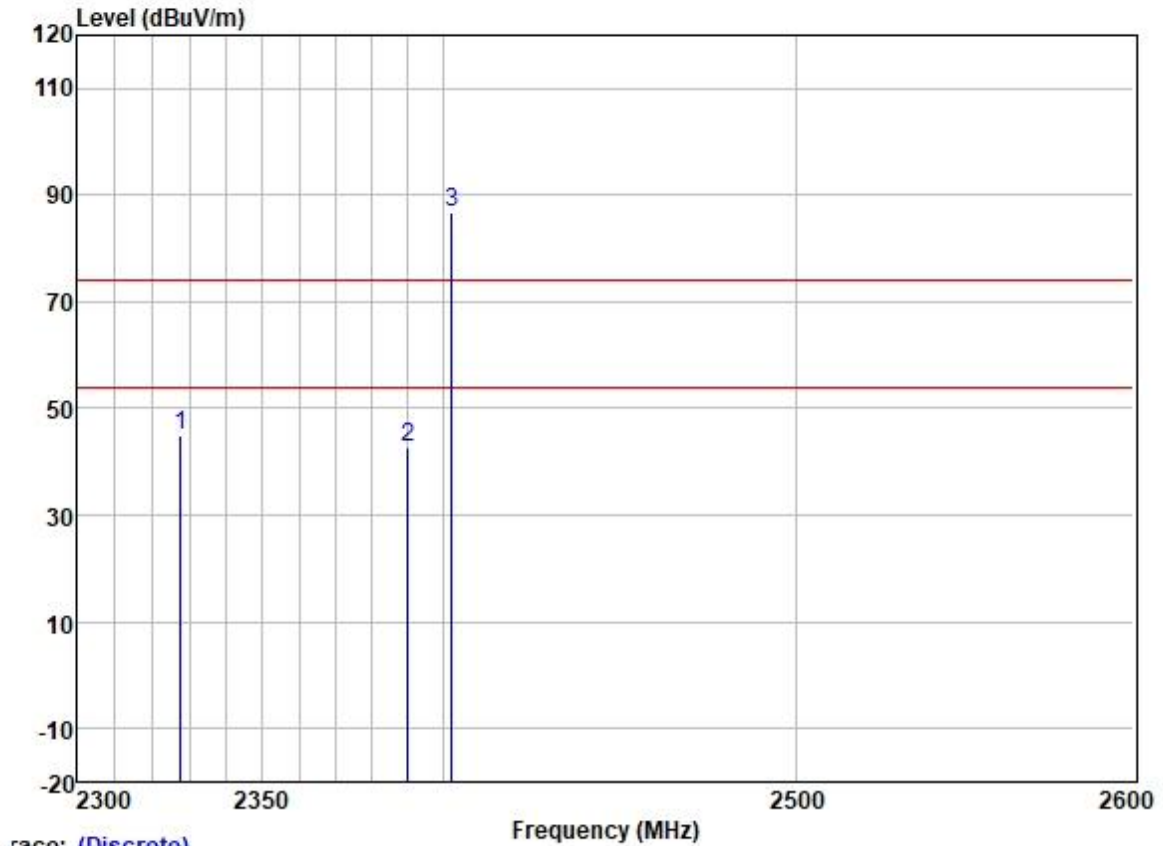


Unless otherwise agreed in writing, this document is issued by the Company subject to its General Conditions of Service printed overleaf, available on request or accessible at <http://www.sgs.com/en/Terms-and-Conditions.aspx> and, for electronic format documents, subject to Terms and Conditions for Electronic Documents at <http://www.sgs.com/en/terms-and-Conditions/Terms-e-Documents.aspx>. Attention is drawn to the limitation of liability, indemnification and jurisdiction issues defined therein. Any holder of this document is advised that information contained hereon reflects the Company's findings at the time of its intervention only and within the limits of Client's instructions, if any. The Company's sole responsibility is to its Client and this document does not exonerate parties to a transaction from exercising all their rights and obligations under the transaction documents. This document cannot be reproduced except in full, without prior written approval of the Company. Any unauthorized alteration, forgery or falsification of the content or appearance of this document is unlawful and offenders may be prosecuted to the fullest extent of the law. Unless otherwise stated the results shown in this test report refer only to the sample(s) tested and such sample(s) are retained for 30 days only.

Attention: To check the authenticity of testing /inspection report & certificate, please contact us at telephone: (86-755) 8307 1443, or email: CN.Doccheck@sgs.com

SGS-CSTC Standards Technical Services Co., Ltd. | No.198 Kezhu Road, Sciotech Park, Guangzhou Economic & Technology Development District, Guangzhou, China 510663 t (86-20) 82155555 f (86-20) 82075058 www.sgs.com.cn
 Guangzhou Branch Testing & Calibration Laboratory | 中国·广州·经济技术开发区科学城科珠路198号 邮编: 510663 t (86-20) 82155555 f (86-20) 82075058 sgs.china@sgs.com

Test Mode: 00; Polarity: Horizontal; Modulation:GFSK; ; Channel:Low



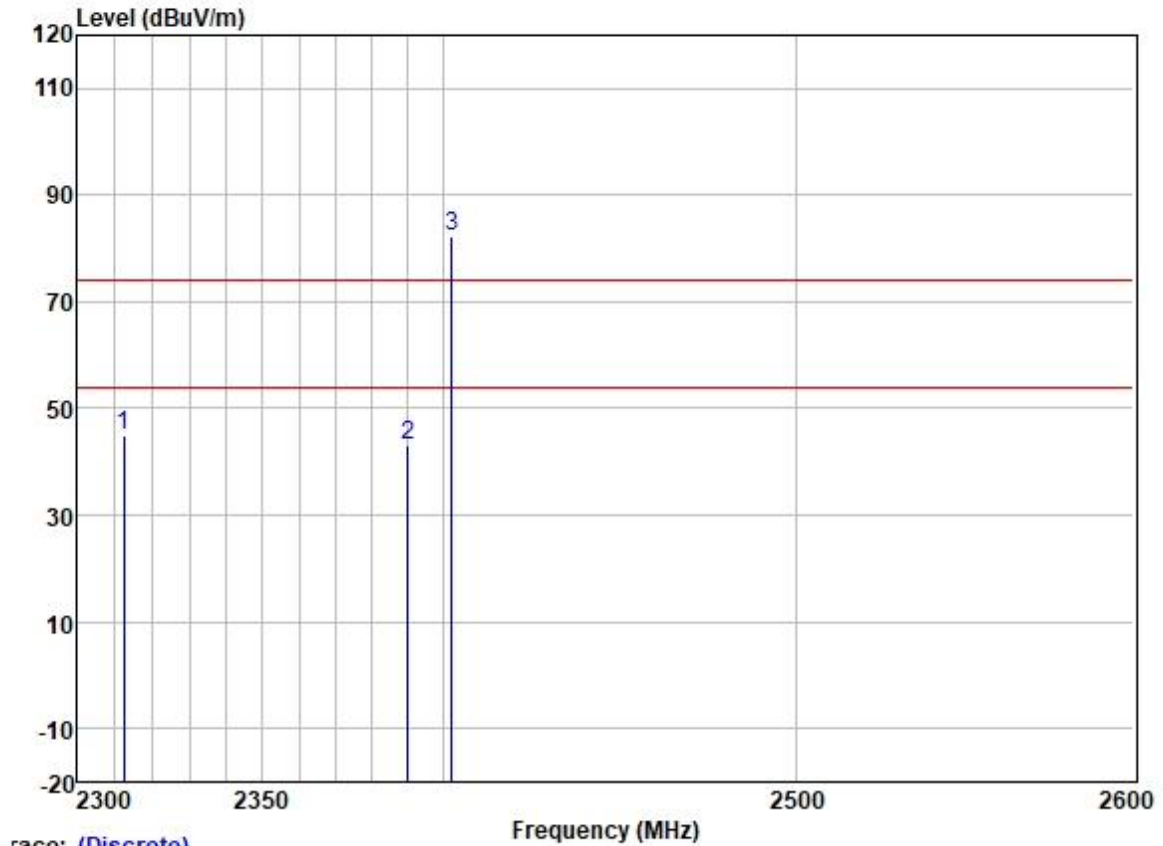
Trace: (Discrete)

| | Read | Antenna | Cable | Preamp | Limit | Over | | | |
|------|----------|---------|-------|--------|--------|--------|-------|-----------|-----------------|
| Freq | Level | Factor | Loss | Factor | Level | Line | Limit | Pol/Phase | Remark |
| MHz | dBuV | dB/m | dB | dB | dBuV/m | dBuV/m | dB | | |
| 1 | 2327.787 | 52.01 | 27.19 | 3.34 | 37.62 | 44.92 | 74.00 | -29.08 | HORIZONTAL Peak |
| 2 | 2390.000 | 49.35 | 27.33 | 3.48 | 37.59 | 42.57 | 74.00 | -31.43 | HORIZONTAL Peak |
| 3 * | 2402.000 | 93.45 | 27.35 | 3.50 | 37.59 | 86.71 | 74.00 | 12.71 | HORIZONTAL Peak |



Unless otherwise agreed in writing, this document is issued by the Company subject to its General Conditions of Service printed overleaf, available on request or accessible at <http://www.sgs.com/en/Terms-and-Conditions.aspx> and, for electronic format documents, subject to Terms and Conditions for Electronic Documents at <http://www.sgs.com/en/terms-and-Conditions/Terms-e-Documents.aspx>. Attention is drawn to the limitation of liability, indemnification and jurisdiction issues defined therein. Any holder of this document is advised that information contained hereon reflects the Company's findings at the time of its intervention only and within the limits of Client's instructions, if any. The Company's sole responsibility is to its Client and this document does not exonerate parties to a transaction from exercising all their rights and obligations under the transaction documents. This document cannot be reproduced except in full, without prior written approval of the Company. Any unauthorized alteration, forgery or falsification of the content or appearance of this document is unlawful and offenders may be prosecuted to the fullest extent of the law. Unless otherwise stated the results shown in this test report refer only to the sample(s) tested and such sample(s) are retained for 30 days only.

Test Mode: 00; Polarity: Vertical; Modulation:GFSK; ; Channel:Low



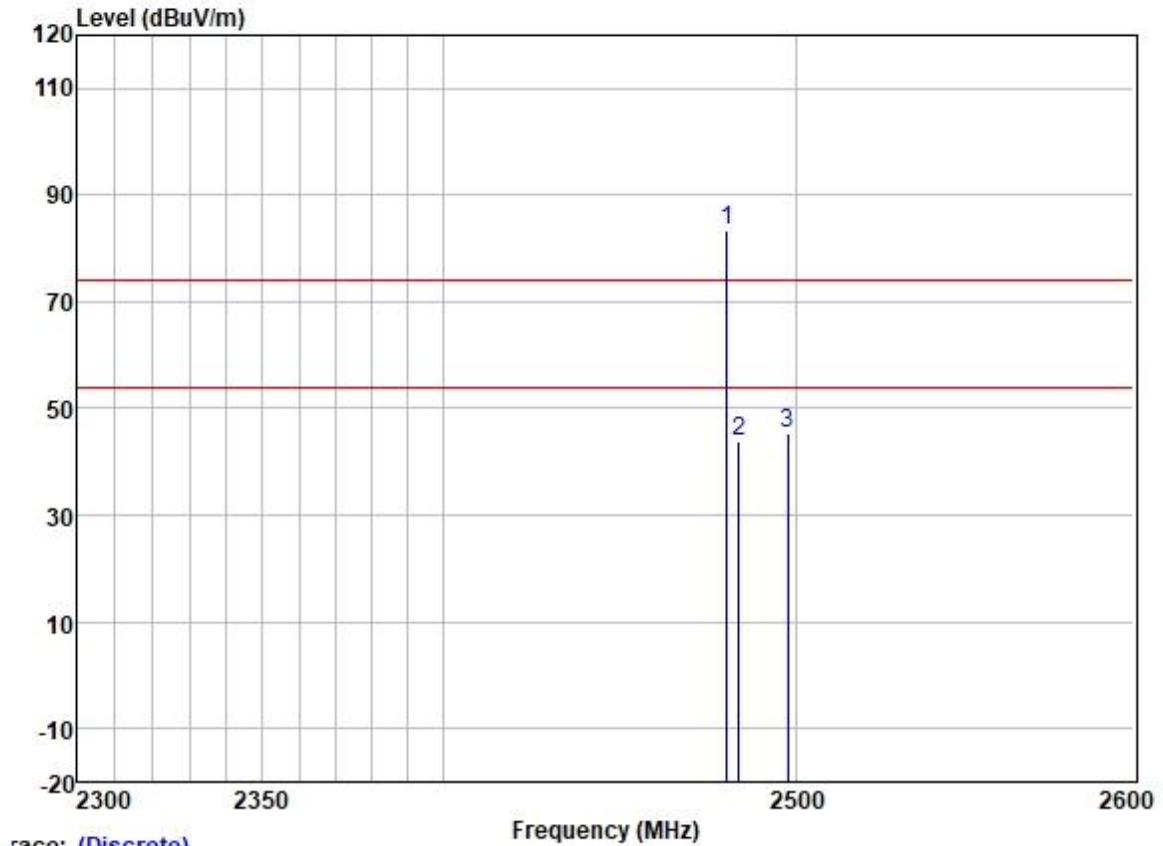
Trace: (Discrete)

| | Read | Antenna | Cable | Preamp | Limit | Over | | | |
|------|----------|---------|-------|--------|--------|--------|-------|-----------|---------------|
| Freq | Level | Factor | Loss | Factor | Level | Line | Limit | Pol/Phase | Remark |
| MHz | dBuV | dB/m | dB | dB | dBuV/m | dBuV/m | dB | | |
| 1 | 2312.449 | 51.99 | 27.15 | 3.32 | 37.62 | 44.84 | 74.00 | -29.16 | VERTICAL Peak |
| 2 | 2390.000 | 49.89 | 27.33 | 3.48 | 37.59 | 43.11 | 74.00 | -30.89 | VERTICAL Peak |
| 3 * | 2402.000 | 89.03 | 27.35 | 3.50 | 37.59 | 82.29 | 74.00 | 8.29 | VERTICAL Peak |



Unless otherwise agreed in writing, this document is issued by the Company subject to its General Conditions of Service printed overleaf, available on request or accessible at <http://www.sgs.com/en/Terms-and-Conditions.aspx> and, for electronic format documents, subject to Terms and Conditions for Electronic Documents at <http://www.sgs.com/en/terms-and-Conditions/Terms-e-Documents.aspx>. Attention is drawn to the limitation of liability, indemnification and jurisdiction issues defined therein. Any holder of this document is advised that information contained hereon reflects the Company's findings at the time of its intervention only and within the limits of Client's instructions, if any. The Company's sole responsibility is to its Client and this document does not exonerate parties to a transaction from exercising all their rights and obligations under the transaction documents. This document cannot be reproduced except in full, without prior written approval of the Company. Any unauthorized alteration, forgery or falsification of the content or appearance of this document is unlawful and offenders may be prosecuted to the fullest extent of the law. Unless otherwise stated the results shown in this test report refer only to the sample(s) tested and such sample(s) are retained for 30 days only.

Test Mode: 00; Polarity: Horizontal; Modulation:GFSK; ; Channel:High



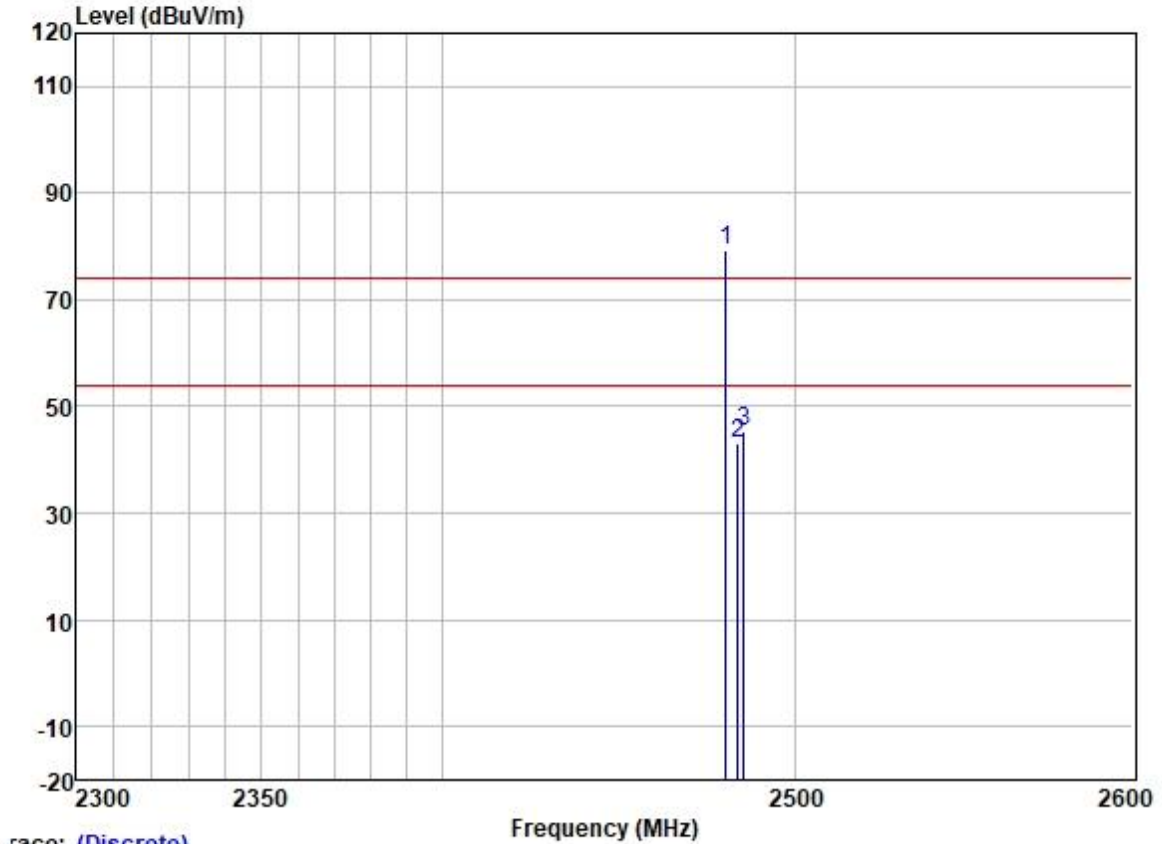
Trace: (Discrete)

| | Read Freq | Antenna Level | Cable Factor | Preamp Loss | Limit Level | Over Limit | Pol/Phase | Remark |
|-----|-----------|---------------|--------------|-------------|-------------|------------|-----------|------------------------|
| | MHz | dBuV | dB/m | dB | dBuV/m | dBuV/m | dB | |
| 1 * | 2480.000 | 89.74 | 27.47 | 3.60 | 37.57 | 83.24 | 74.00 | 9.24 HORIZONTAL Peak |
| 2 | 2483.500 | 50.30 | 27.48 | 3.53 | 37.57 | 43.74 | 74.00 | -30.26 HORIZONTAL Peak |
| 3 | 2497.614 | 51.93 | 27.50 | 3.40 | 37.56 | 45.27 | 74.00 | -28.73 HORIZONTAL Peak |



Unless otherwise agreed in writing, this document is issued by the Company subject to its General Conditions of Service printed overleaf, available on request or accessible at <http://www.sgs.com/en/Terms-and-Conditions.aspx> and, for electronic format documents, subject to Terms and Conditions for Electronic Documents at <http://www.sgs.com/en/terms-and-Conditions/Terms-e-Documents.aspx>. Attention is drawn to the limitation of liability, indemnification and jurisdiction issues defined therein. Any holder of this document is advised that information contained hereon reflects the Company's findings at the time of its intervention only and within the limits of Client's instructions, if any. The Company's sole responsibility is to its Client and this document does not exonerate parties to a transaction from exercising all their rights and obligations under the transaction documents. This document cannot be reproduced except in full, without prior written approval of the Company. Any unauthorized alteration, forgery or falsification of the content or appearance of this document is unlawful and offenders may be prosecuted to the fullest extent of the law. Unless otherwise stated the results shown in this test report refer only to the sample(s) tested and such sample(s) are retained for 30 days only.

Test Mode: 00; Polarity: Vertical; Modulation:GFSK; ; Channel:High



Trace: (Discrete)

| | Read Freq | Antenna Level | Cable Factor | Preamp Loss | Level | Limit | Over | Pol/Phase | Remark |
|-----|-----------|---------------|--------------|-------------|--------|--------|-------|-----------|---------------|
| | MHz | dBuV | dB/m | dB | dBuV/m | dBuV/m | dB | | |
| 1 * | 2480.000 | 85.74 | 27.47 | 3.60 | 37.57 | 79.24 | 74.00 | 5.24 | VERTICAL Peak |
| 2 | 2483.500 | 49.82 | 27.48 | 3.53 | 37.57 | 43.26 | 74.00 | -30.74 | VERTICAL Peak |
| 3 | 2485.145 | 51.75 | 27.48 | 3.53 | 37.57 | 45.19 | 74.00 | -28.81 | VERTICAL Peak |



Unless otherwise agreed in writing, this document is issued by the Company subject to its General Conditions of Service printed overleaf, available on request or accessible at <http://www.sgs.com/en/Terms-and-Conditions.aspx> and, for electronic format documents, subject to Terms and Conditions for Electronic Documents at <http://www.sgs.com/en/terms-and-Conditions/Terms-e-Documents.aspx>. Attention is drawn to the limitation of liability, indemnification and jurisdiction issues defined therein. Any holder of this document is advised that information contained hereon reflects the Company's findings at the time of its intervention only and within the limits of Client's instructions, if any. The Company's sole responsibility is to its Client and this document does not exonerate parties to a transaction from exercising all their rights and obligations under the transaction documents. This document cannot be reproduced except in full, without prior written approval of the Company. Any unauthorized alteration, forgery or falsification of the content or appearance of this document is unlawful and offenders may be prosecuted to the fullest extent of the law. Unless otherwise stated the results shown in this test report refer only to the sample(s) tested and such sample(s) are retained for 30 days only.

7.7 Radiated Spurious Emissions (Below 1GHz)

Test Requirement: 47 CFR Part 15, Subpart C 15.205 & 15.209
 Test Method: ANSI C63.10 (2013) Section 6.4,6.5,6.6
 Measurement Distance: 3m
 Limit:

| Frequency(MHz) | Field strength(microvolts/meter) | Measurement distance(meters) |
|----------------|----------------------------------|------------------------------|
| 0.009-0.490 | 2400/F(kHz) | 300 |
| 0.490-1.705 | 24000/F(kHz) | 30 |
| 1.705-30.0 | 30 | 30 |
| 30-88 | 100 | 3 |
| 88-216 | 150 | 3 |
| 216-960 | 200 | 3 |
| Above 960 | 500 | 3 |

Remark: The emission limits shown in the above table are based on measurements employing a CISPR quasi-peak detector except for the frequency bands 9-90kHz, 110-490kHz and above 1000 MHz. Radiated emission limits in these three bands are based on measurements employing an average detector, the peak field strength of any emission shall not exceed the maximum permitted average limits specified above by more than 20 dB under any condition of modulation.

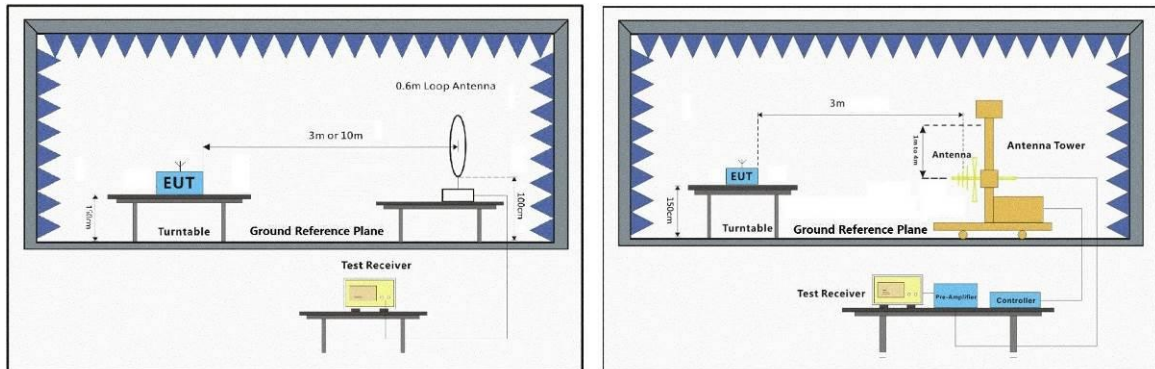
7.7.1 E.U.T. Operation

Operating Environment:
 Temperature: 22.5 °C Humidity: 56.1 % RH Atmospheric Pressure: 1003 mbar

7.7.2 Test Mode Description

| Pre-scan / Final test | Mode Code | Description |
|-----------------------|-----------|---|
| Final test | 00 | TX mode(1Mbps)_Keep the EUT in continuously transmitting mode with GFSK modulation. |

7.7.3 Test Setup Diagram



Unless otherwise agreed in writing, this document is issued by the Company subject to its General Conditions of Service printed overleaf, available on request or accessible at <http://www.sgs.com/en/Terms-and-Conditions.aspx> and, for electronic format documents, subject to Terms and Conditions for Electronic Documents at <http://www.sgs.com/en/terms-and-Conditions/Terms-e-Documents.aspx>. Attention is drawn to the limitation of liability, indemnification and jurisdiction issues defined therein. Any holder of this document is advised that information contained herein reflects the Company's findings at the time of its intervention only and within the limits of Client's instructions, if any. The Company's sole responsibility is to its Client and this document does not exonerate parties to a transaction from exercising all their rights and obligations under the transaction documents. This document cannot be reproduced except in full, without prior written approval of the Company. Any unauthorized alteration, forgery or falsification of the content or appearance of this document is unlawful and offenders may be prosecuted to the fullest extent of the law. Unless otherwise stated the results shown in this test report refer only to the sample(s) tested and such sample(s) are retained for 30 days only.
 Attention: To check the authenticity of testing /inspection report & certificate, please contact us at telephone: (86-755) 8307 1443, or email: CN.Doccheck@sgs.com
 SGS-CSTC Standards Technical Services Co., Ltd. | No.198 Kezhu Road, Sciotech Park, Guangzhou Economic & Technology Development District, Guangzhou, China 510663 t (86-20) 82155555 f (86-20) 82075058 www.sgs.com.cn
 Guangzhou Branch Testing Services EEC Laboratory. | 中国·广州·经济技术开发区科学城科珠路198号 邮编: 510663 t (86-20) 82155555 f (86-20) 82075058 sgs.china@sgs.com

7.7.4 Measurement Procedure and Data

- a. For below 1GHz, the EUT was placed on the top of a rotating table 0.8 meters above the ground at a 3 or 10 meter semi-anechoic chamber. The table was rotated 360 degrees to determine the position of the highest radiation.
- b. The EUT was set 3 or 10 meters away from the interference-receiving antenna, which was mounted on the top of a variable-height antenna tower.
- c. The antenna height is varied from one meter to four meters above the ground to determine the maximum value of the field strength. Both horizontal and vertical polarizations of the antenna are set to make the measurement.
- d. For each suspected emission, the EUT was arranged to its worst case and then the antenna was tuned to heights from 1 meter to 4 meters (for the test frequency of below 30MHz, the antenna was tuned to heights 1 meter) and the rotatable table was turned from 0 degrees to 360 degrees to find the maximum reading.
- e. The test-receiver system was set to Peak Detect Function and Specified Bandwidth with Maximum Hold Mode.
- f. If the emission level of the EUT in peak mode was 10dB lower than the limit specified, then testing could be stopped and the peak values of the EUT would be reported. Otherwise the emissions that did not have 10dB margin would be re-tested one by one using peak, quasi-peak or average method as specified and then reported in a data sheet.
- g. Test the EUT in the lowest channel, the middle channel, the Highest channel.
- h. The radiation measurements are performed in X, Y, Z axis positioning for Transmitting mode, and found the X axis positioning which it is the worst case.
- i. Repeat above procedures until all frequencies measured was complete.

Remark:

1) Through pre-scan found the worst case is the lowest channel. Only the worst case is recorded in the report.

2) The field strength is calculated by adding the Antenna Factor, Cable Factor & Preamplifier. The basic equation with a sample calculation is as follows:

Final Test Level = Receiver Reading + Antenna Factor + Cable Factor - Preamplifier Factor

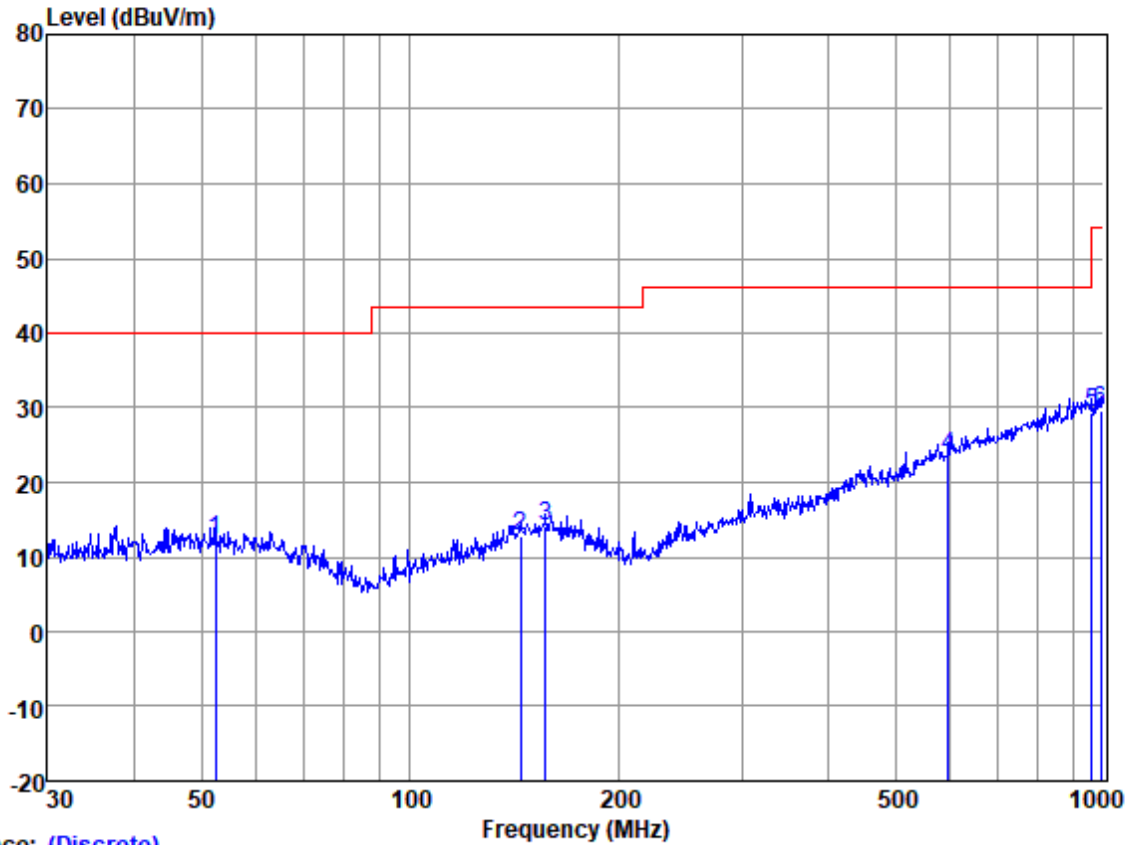
3) Scan from 9kHz to 1 GHz, the disturbance below 30MHz was very low. The points marked on above plots are the highest emissions could be found when testing, so only above points had been displayed. The amplitude of spurious emissions from the radiator which are attenuated more than 20dB below the limit need not be reported.



Unless otherwise agreed in writing, this document is issued by the Company subject to its General Conditions of Service printed overleaf, available on request or accessible at <http://www.sgs.com/en/Terms-and-Conditions.aspx> and, for electronic format documents, subject to Terms and Conditions for Electronic Documents at <http://www.sgs.com/en/terms-and-Conditions/Terms-e-Documents.aspx>. Attention is drawn to the limitation of liability, indemnification and jurisdiction issues defined therein. Any holder of this document is advised that information contained hereon reflects the Company's findings at the time of its intervention only and within the limits of Client's instructions, if any. The Company's sole responsibility is to its Client and this document does not exonerate parties to a transaction from exercising all their rights and obligations under the transaction documents. This document cannot be reproduced except in full, without prior written approval of the Company. Any unauthorized alteration, forgery or falsification of the content or appearance of this document is unlawful and offenders may be prosecuted to the fullest extent of the law. Unless otherwise stated the results shown in this test report refer only to the sample(s) tested and such sample(s) are retained for 30 days only.

Attention: To check the authenticity of testing /inspection report & certificate, please contact us at telephone: (86-755) 8307 1443, or email: CN.Doccheck@sgs.com

Test Mode: 00; Polarity: Horizontal



Trace: (Discrete)

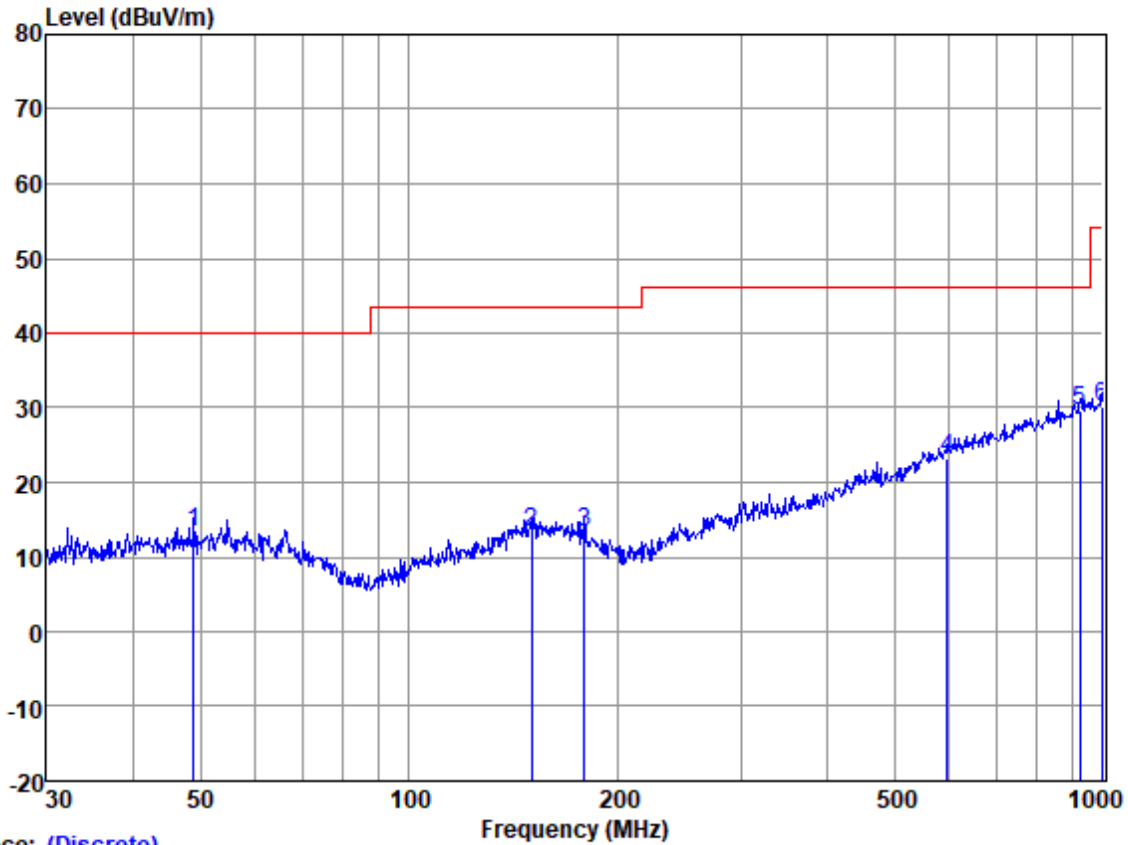
Site : SGS
Job :
Model :
Power :
Test Mode :

| | Freq | Read Level | Antenna Factor | Cable Loss | Preamp Factor | Measured Level | Limit Line | Over Limit | Pol/Phase | Remark |
|---|--------|------------|----------------|------------|---------------|----------------|------------|------------|------------|--------|
| | MHz | dBuV | dB/m | dB | dB | dBuV/m | dBuV/m | dB | | |
| 1 | 52.39 | 24.43 | 13.96 | 1.16 | 27.17 | 12.38 | 40.00 | -27.62 | HORIZONTAL | QP |
| 2 | 144.33 | 23.91 | 13.62 | 2.15 | 26.87 | 12.81 | 43.50 | -30.69 | HORIZONTAL | QP |
| 3 | 156.46 | 24.82 | 13.70 | 2.30 | 26.81 | 14.01 | 43.50 | -29.49 | HORIZONTAL | QP |
| 4 | 595.13 | 26.78 | 19.70 | 5.10 | 28.20 | 23.38 | 46.00 | -22.62 | HORIZONTAL | QP |
| 5 | 958.79 | 26.03 | 23.90 | 7.18 | 27.73 | 29.38 | 46.00 | -16.62 | HORIZONTAL | QP |
| 6 | 989.54 | 25.73 | 24.20 | 7.37 | 27.67 | 29.63 | 54.00 | -24.37 | HORIZONTAL | QP |



Unless otherwise agreed in writing, this document is issued by the Company subject to its General Conditions of Service printed overleaf, available on request or accessible at <http://www.sgs.com/en/Terms-and-Conditions.aspx> and, for electronic format documents, subject to Terms and Conditions for Electronic Documents at <http://www.sgs.com/en/terms-and-Conditions/Terms-e-Documents.aspx>. Attention is drawn to the limitation of liability, indemnification and jurisdiction issues defined therein. Any holder of this document is advised that information contained hereon reflects the Company's findings at the time of its intervention only and within the limits of Client's instructions, if any. The Company's sole responsibility is to its Client and this document does not exonerate parties to a transaction from exercising all their rights and obligations under the transaction documents. This document cannot be reproduced except in full, without prior written approval of the Company. Any unauthorized alteration, forgery or falsification of the content or appearance of this document is unlawful and offenders may be prosecuted to the fullest extent of the law. Unless otherwise stated the results shown in this test report refer only to the sample(s) tested and such sample(s) are retained for 30 days only.

Test Mode: 00; Polarity: Vertical



Trace: (Discrete)

Site : SGS
Job :
Model :
Power :
Test Mode :

| | Freq | Read Level | Antenna Factor | Cable Loss | Preamp Factor | Measured Level | Limit Line | Over Limit | Pol/Phase | Remark |
|---|--------|------------|----------------|------------|---------------|----------------|------------|------------|-----------|--------|
| | MHz | dBuV | dB/m | dB | dB | dBuV/m | dBuV/m | dB | | |
| 1 | 48.84 | 25.38 | 13.96 | 1.14 | 27.17 | 13.31 | 40.00 | -26.69 | VERTICAL | QP |
| 2 | 150.01 | 24.08 | 13.80 | 2.24 | 26.84 | 13.28 | 43.50 | -30.22 | VERTICAL | QP |
| 3 | 178.76 | 25.54 | 12.13 | 2.44 | 26.76 | 13.35 | 43.50 | -30.15 | VERTICAL | QP |
| 4 | 595.13 | 26.69 | 19.70 | 5.10 | 28.20 | 23.29 | 46.00 | -22.71 | VERTICAL | QP |
| 5 | 925.76 | 26.57 | 23.73 | 7.01 | 27.81 | 29.50 | 46.00 | -16.50 | VERTICAL | QP |
| 6 | 996.50 | 26.21 | 24.27 | 7.43 | 27.66 | 30.25 | 54.00 | -23.75 | VERTICAL | QP |



Unless otherwise agreed in writing, this document is issued by the Company subject to its General Conditions of Service printed overleaf, available on request or accessible at <http://www.sgs.com/en/Terms-and-Conditions.aspx> and, for electronic format documents, subject to Terms and Conditions for Electronic Documents at <http://www.sgs.com/en/terms-and-Conditions/Terms-e-Documents.aspx>. Attention is drawn to the limitation of liability, indemnification and jurisdiction issues defined therein. Any holder of this document is advised that information contained hereon reflects the Company's findings at the time of its intervention only and within the limits of Client's instructions, if any. The Company's sole responsibility is to its Client and this document does not exonerate parties to a transaction from exercising all their rights and obligations under the transaction documents. This document cannot be reproduced except in full, without prior written approval of the Company. Any unauthorized alteration, forgery or falsification of the content or appearance of this document is unlawful and offenders may be prosecuted to the fullest extent of the law. Unless otherwise stated the results shown in this test report refer only to the sample(s) tested and such sample(s) are retained for 30 days only.

7.8 Radiated Spurious Emissions (Above 1GHz)

Test Requirement 47 CFR Part 15, Subpart C 15.205 & 15.209
 Test Method: ANSI C63.10 (2013) Section 6.4,6.5,6.6
 Measurement Distance: 3m
 Limit:

| Frequency(MHz) | Field strength(microvolts/meter) | Measurement distance(meters) |
|----------------|----------------------------------|------------------------------|
| 0.009-0.490 | 2400/F(kHz) | 300 |
| 0.490-1.705 | 24000/F(kHz) | 30 |
| 1.705-30.0 | 30 | 30 |
| 30-88 | 100 | 3 |
| 88-216 | 150 | 3 |
| 216-960 | 200 | 3 |
| Above 960 | 500 | 3 |

Remark: The emission limits shown in the above table are based on measurements employing a CISPR quasi-peak detector except for the frequency bands 9-90kHz, 110-490kHz and above 1000 MHz. Radiated emission limits in these three bands are based on measurements employing an average detector, the peak field strength of any emission shall not exceed the maximum permitted average limits specified above by more than 20 dB under any condition of modulation.

7.8.1 E.U.T. Operation

Operating Environment:
 Temperature: 22.2 °C Humidity: 50.8 % RH Atmospheric Pressure: 1003 mbar

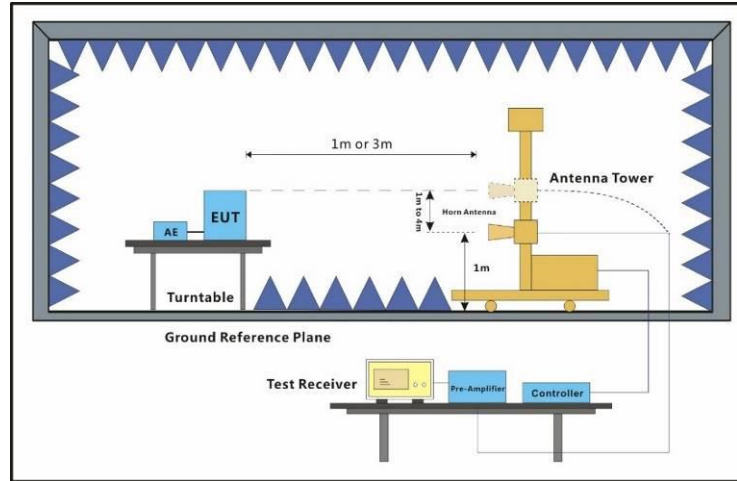
7.8.2 Test Mode Description

| Pre-scan / Final test | Mode Code | Description |
|-----------------------|-----------|---|
| Final test | 00 | TX mode(1Mbps)_Keep the EUT in continuously transmitting mode with GFSK modulation. |



Unless otherwise agreed in writing, this document is issued by the Company subject to its General Conditions of Service printed overleaf, available on request or accessible at <http://www.sgs.com/en/Terms-and-Conditions.aspx> and, for electronic format documents, subject to Terms and Conditions for Electronic Documents at <http://www.sgs.com/en/terms-and-Conditions/Terms-e-Documents.aspx>. Attention is drawn to the limitation of liability, indemnification and jurisdiction issues defined therein. Any holder of this document is advised that information contained hereon reflects the Company's findings at the time of its intervention only and within the limits of Client's instructions, if any. The Company's sole responsibility is to its Client and this document does not exonerate parties to a transaction from exercising all their rights and obligations under the transaction documents. This document cannot be reproduced except in full, without prior written approval of the Company. Any unauthorized alteration, forgery or falsification of the content or appearance of this document is unlawful and offenders may be prosecuted to the fullest extent of the law. Unless otherwise stated the results shown in this test report refer only to the sample(s) tested and such sample(s) are retained for 30 days only.
 Attention: To check the authenticity of testing /inspection report & certificate, please contact us at telephone: (86-755) 8307 1443, or email: CN.Doccheck@sgs.com

7.8.3 Test Setup Diagram



Unless otherwise agreed in writing, this document is issued by the Company subject to its General Conditions of Service printed overleaf, available on request or accessible at <http://www.sgs.com/en/Terms-and-Conditions.aspx> and, for electronic format documents, subject to Terms and Conditions for Electronic Documents at <http://www.sgs.com/en/terms-and-Conditions/Terms-e-Documents.aspx>. Attention is drawn to the limitation of liability, indemnification and jurisdiction issues defined therein. Any holder of this document is advised that information contained hereon reflects the Company's findings at the time of its intervention only and within the limits of Client's instructions, if any. The Company's sole responsibility is to its Client and this document does not exonerate parties to a transaction from exercising all their rights and obligations under the transaction documents. This document cannot be reproduced except in full, without prior written approval of the Company. Any unauthorized alteration, forgery or falsification of the content or appearance of this document is unlawful and offenders may be prosecuted to the fullest extent of the law. Unless otherwise stated the results shown in this test report refer only to the sample(s) tested and such sample(s) are retained for 30 days only.

Attention: To check the authenticity of testing /inspection report & certificate, please contact us at telephone: (86-755) 8307 1443, or email: CN.Doccheck@sgs.com

7.8.4 Measurement Procedure and Data

- a. For above 1GHz, the EUT was placed on the top of a rotating table 1.5 meters above the ground at a 3 meter fully-anechoic chamber. The table was rotated 360 degrees to determine the position of the highest radiation.
- b. The EUT was set 3 meters away from the interference-receiving antenna, which was mounted on the top of a variable-height antenna tower.
- c. The antenna height is varied from one meter to four meters above the ground to determine the maximum value of the field strength. Both horizontal and vertical polarizations of the antenna are set to make the measurement.
- d. For each suspected emission, the EUT was arranged to its worst case and then the antenna was tuned to heights from 1 meter to 4 meters and the rotatable table was turned from 0 degrees to 360 degrees to find the maximum reading.
- e. The test-receiver system was set to Peak Detect Function and Specified Bandwidth with Maximum Hold Mode.
- f. If the emission level of the EUT in peak mode was 10dB lower than the limit specified, then testing could be stopped and the peak values of the EUT would be reported. Otherwise the emissions that did not have 10dB margin would be re-tested one by one using peak, quasi-peak or average method as specified and then reported in a data sheet.
- g. Test the EUT in the lowest channel, the middle channel, the Highest channel.
- h. The radiation measurements are performed in X, Y, Z axis positioning for Transmitting mode, and found the X axis positioning which it is the worst case.
- i. Repeat above procedures until all frequencies measured was complete.

Remark:

1) The field strength is calculated by adding the Antenna Factor, Cable Factor & Preamplifier. The basic equation with a sample calculation is as follows:

$$\text{Final Test Level} = \text{Receiver Reading} + \text{Antenna Factor} + \text{Cable Factor} - \text{Preamplifier Factor}$$

2) Scan from 1GHz to 25GHz, the disturbance above 18GHz was very low. The points marked on above plots are the highest emissions could be found when testing, so only above points had been displayed. The amplitude of spurious emissions from the radiator which are attenuated more than 20dB below the limit need not be reported.

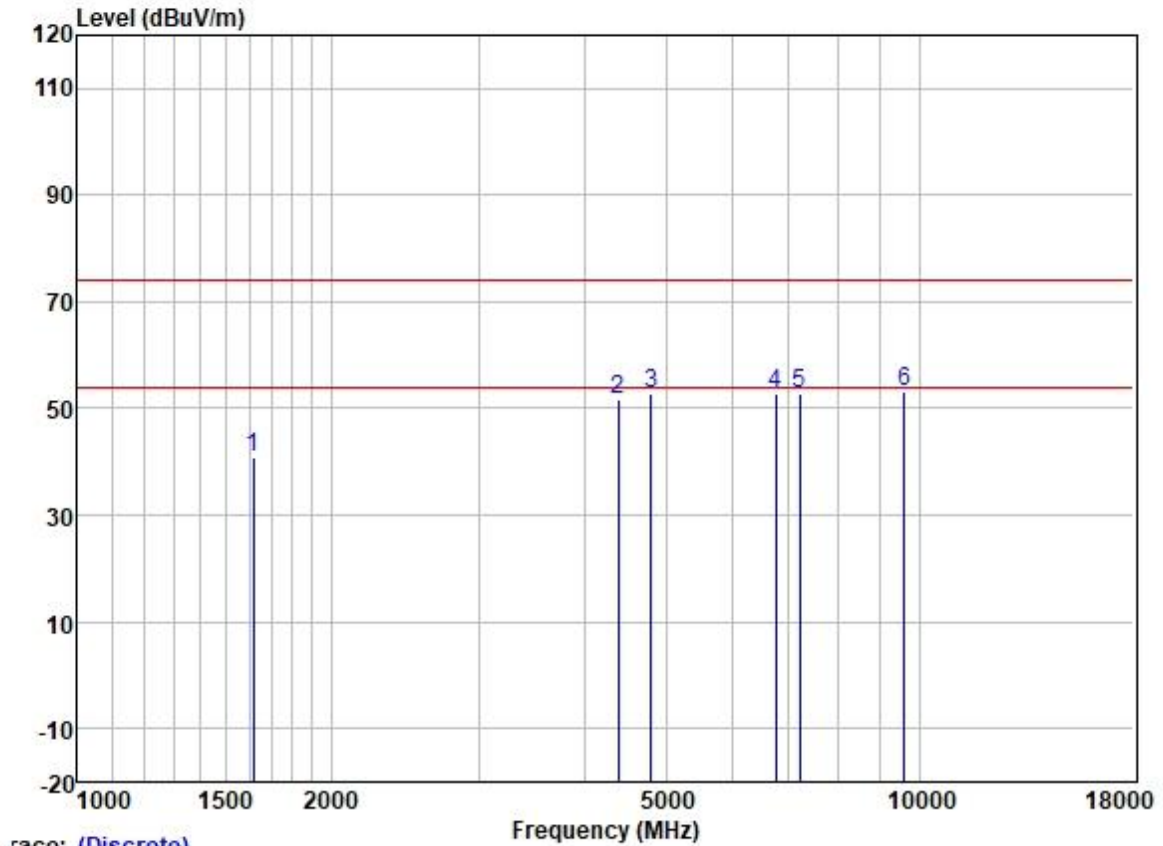
3) The field strength limits are based on average limits. However, the peak field strength of any emission shall not exceed the maximum permitted average limits specified above by more than 20 dB under any condition of modulation. For the emissions whose peak level is lower than the average limit, only the peak measurement is shown in the report.



Unless otherwise agreed in writing, this document is issued by the Company subject to its General Conditions of Service printed overleaf, available on request or accessible at <http://www.sgs.com/en/Terms-and-Conditions.aspx> and, for electronic format documents, subject to Terms and Conditions for Electronic Documents at <http://www.sgs.com/en/terms-and-Conditions/Terms-e-Documents.aspx>. Attention is drawn to the limitation of liability, indemnification and jurisdiction issues defined therein. Any holder of this document is advised that information contained hereon reflects the Company's findings at the time of its intervention only and within the limits of Client's instructions, if any. The Company's sole responsibility is to its Client and this document does not exonerate parties to a transaction from exercising all their rights and obligations under the transaction documents. This document cannot be reproduced except in full, without prior written approval of the Company. Any unauthorized alteration, forgery or falsification of the content or appearance of this document is unlawful and offenders may be prosecuted to the fullest extent of the law. Unless otherwise stated the results shown in this test report refer only to the sample(s) tested and such sample(s) are retained for 30 days only.

Attention: To check the authenticity of testing /inspection report & certificate, please contact us at telephone: (86-755) 8307 1443, or email: CN.Doccheck@sgs.com

Test Mode: 00; Polarity: Horizontal; Modulation:GFSK; ; Channel:Low



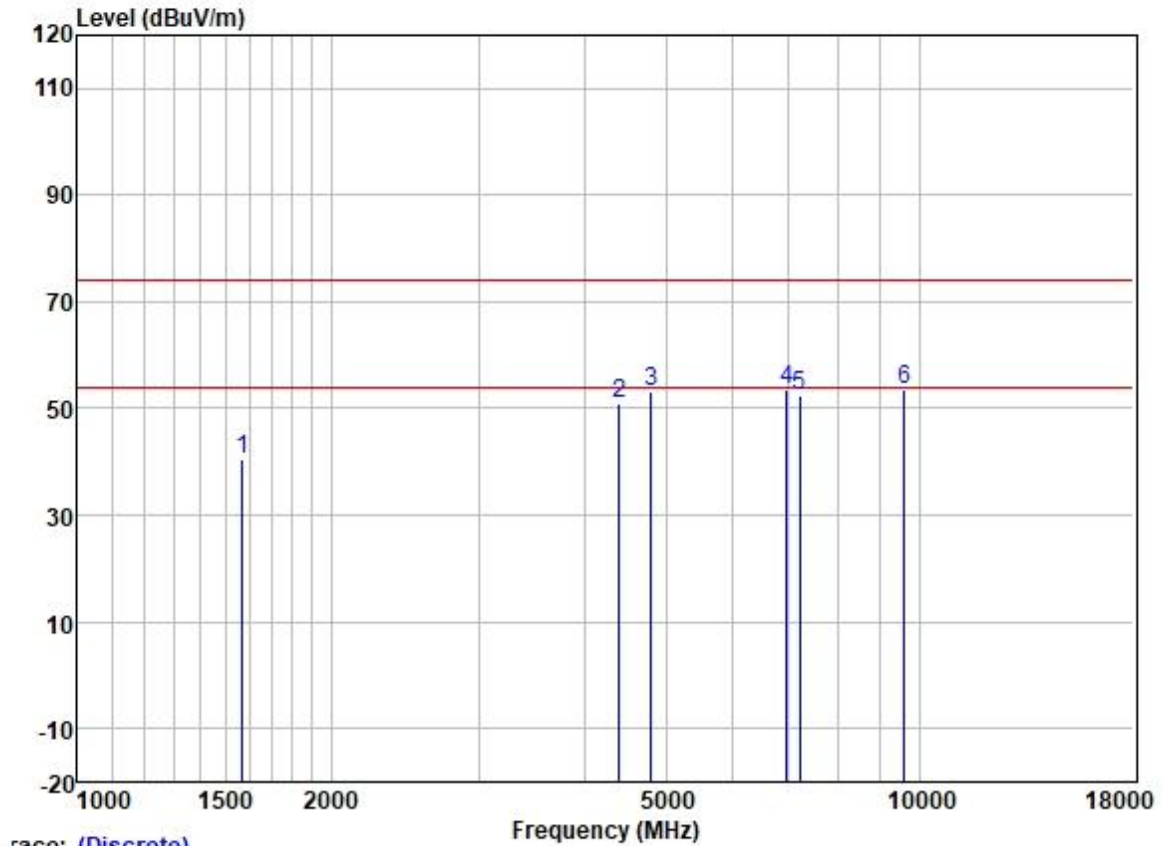
Trace: (Discrete)

| | Read | Antenna | Cable | Preamp | | Limit | Over | | |
|---|----------|---------|--------|--------|--------|--------|--------|--------|-----------------|
| | Freq | Level | Factor | Loss | Factor | Level | Line | Limit | Pol/Phase |
| | MHz | dBuV | dB/m | dB | dB | dBuV/m | dBuV/m | dB | |
| 1 | 1615.754 | 50.27 | 25.60 | 2.80 | 37.95 | 40.72 | 74.00 | -33.28 | HORIZONTAL Peak |
| 2 | 4392.376 | 53.23 | 30.66 | 4.70 | 36.81 | 51.78 | 74.00 | -22.22 | HORIZONTAL Peak |
| 3 | 4804.000 | 52.69 | 31.42 | 5.40 | 36.83 | 52.68 | 74.00 | -21.32 | HORIZONTAL Peak |
| 4 | 6756.708 | 49.69 | 34.56 | 5.82 | 37.10 | 52.97 | 74.00 | -21.03 | HORIZONTAL Peak |
| 5 | 7206.000 | 48.66 | 35.54 | 5.98 | 37.38 | 52.80 | 74.00 | -21.20 | HORIZONTAL Peak |
| 6 | 9608.000 | 45.08 | 38.37 | 7.07 | 37.42 | 53.10 | 74.00 | -20.90 | HORIZONTAL Peak |



Unless otherwise agreed in writing, this document is issued by the Company subject to its General Conditions of Service printed overleaf, available on request or accessible at <http://www.sgs.com/en/Terms-and-Conditions.aspx> and, for electronic format documents, subject to Terms and Conditions for Electronic Documents at <http://www.sgs.com/en/Terms-and-Conditions/Terms-e-Documents.aspx>. Attention is drawn to the limitation of liability, indemnification and jurisdiction issues defined therein. Any holder of this document is advised that information contained hereon reflects the Company's findings at the time of its intervention only and within the limits of Client's instructions, if any. The Company's sole responsibility is to its Client and this document does not exonerate parties to a transaction from exercising all their rights and obligations under the transaction documents. This document cannot be reproduced except in full, without prior written approval of the Company. Any unauthorized alteration, forgery or falsification of the content or appearance of this document is unlawful and offenders may be prosecuted to the fullest extent of the law. Unless otherwise stated the results shown in this test report refer only to the sample(s) tested and such sample(s) are retained for 30 days only.

Test Mode: 00; Polarity: Vertical; Modulation:GFSK; ; Channel:Low



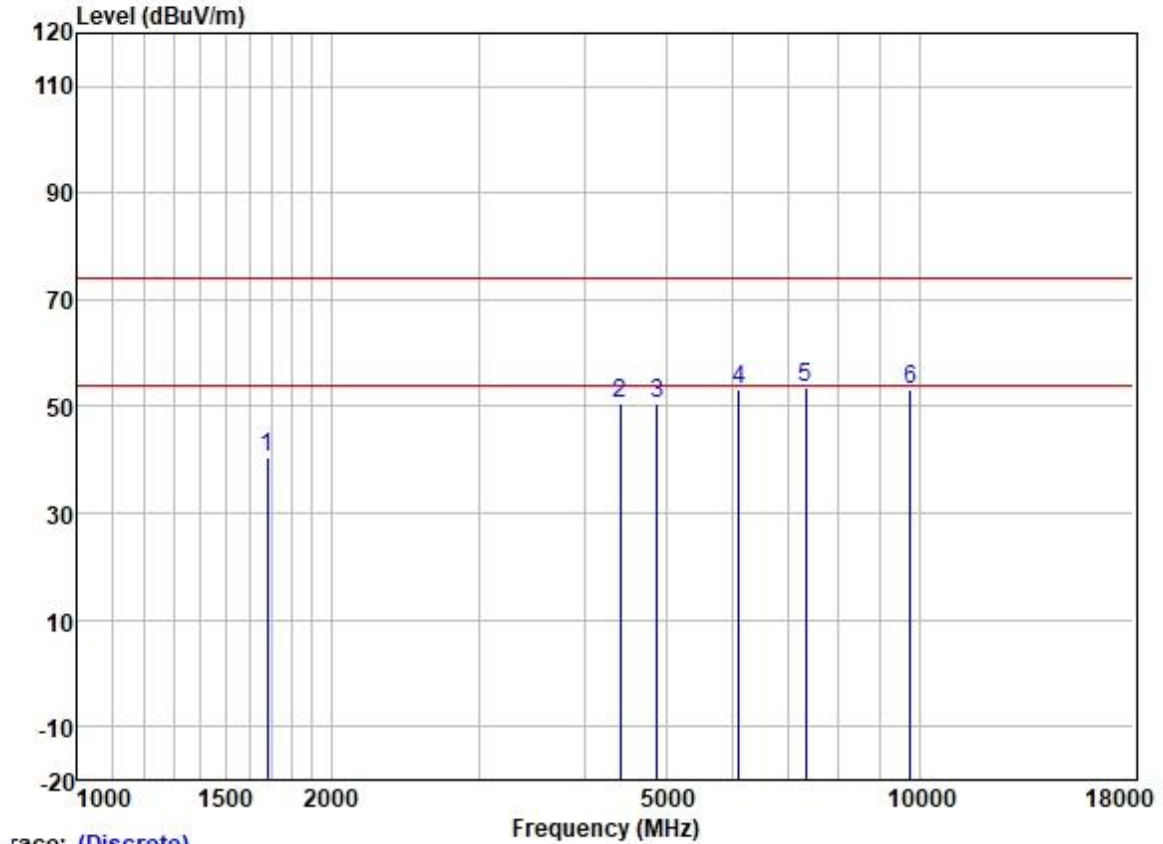
Trace: (Discrete)

| | Read | Antenna | Cable | Preamp | | Limit | Over | | | |
|---|----------|---------|--------|--------|--------|--------|--------|--------|-----------|--------|
| | Freq | Level | Factor | Loss | Factor | Level | Line | Limit | Pol/Phase | Remark |
| | MHz | dBuV | dB/m | dB | dB | dBuV/m | dBuV/m | dB | | |
| 1 | 1569.721 | 50.19 | 25.55 | 2.80 | 38.00 | 40.54 | 74.00 | -33.46 | VERTICAL | Peak |
| 2 | 4405.090 | 52.47 | 30.68 | 4.70 | 36.81 | 51.04 | 74.00 | -22.96 | VERTICAL | Peak |
| 3 | 4804.000 | 53.15 | 31.42 | 5.40 | 36.83 | 53.14 | 74.00 | -20.86 | VERTICAL | Peak |
| 4 | 6954.852 | 49.97 | 34.95 | 5.81 | 37.21 | 53.52 | 74.00 | -20.48 | VERTICAL | Peak |
| 5 | 7206.000 | 48.17 | 35.54 | 5.98 | 37.38 | 52.31 | 74.00 | -21.69 | VERTICAL | Peak |
| 6 | 9608.000 | 45.35 | 38.37 | 7.07 | 37.42 | 53.37 | 74.00 | -20.63 | VERTICAL | Peak |



Unless otherwise agreed in writing, this document is issued by the Company subject to its General Conditions of Service printed overleaf, available on request or accessible at <http://www.sgs.com/en/Terms-and-Conditions.aspx> and, for electronic format documents, subject to Terms and Conditions for Electronic Documents at <http://www.sgs.com/en/Terms-and-Conditions/Terms-e-Documents.aspx>. Attention is drawn to the limitation of liability, indemnification and jurisdiction issues defined therein. Any holder of this document is advised that information contained hereon reflects the Company's findings at the time of its intervention only and within the limits of Client's instructions, if any. The Company's sole responsibility is to its Client and this document does not exonerate parties to a transaction from exercising all their rights and obligations under the transaction documents. This document cannot be reproduced except in full, without prior written approval of the Company. Any unauthorized alteration, forgery or falsification of the content or appearance of this document is unlawful and offenders may be prosecuted to the fullest extent of the law. Unless otherwise stated the results shown in this test report refer only to the sample(s) tested and such sample(s) are retained for 30 days only.

Test Mode: 00; Polarity: Horizontal; Modulation:GFSK; ; Channel:middle



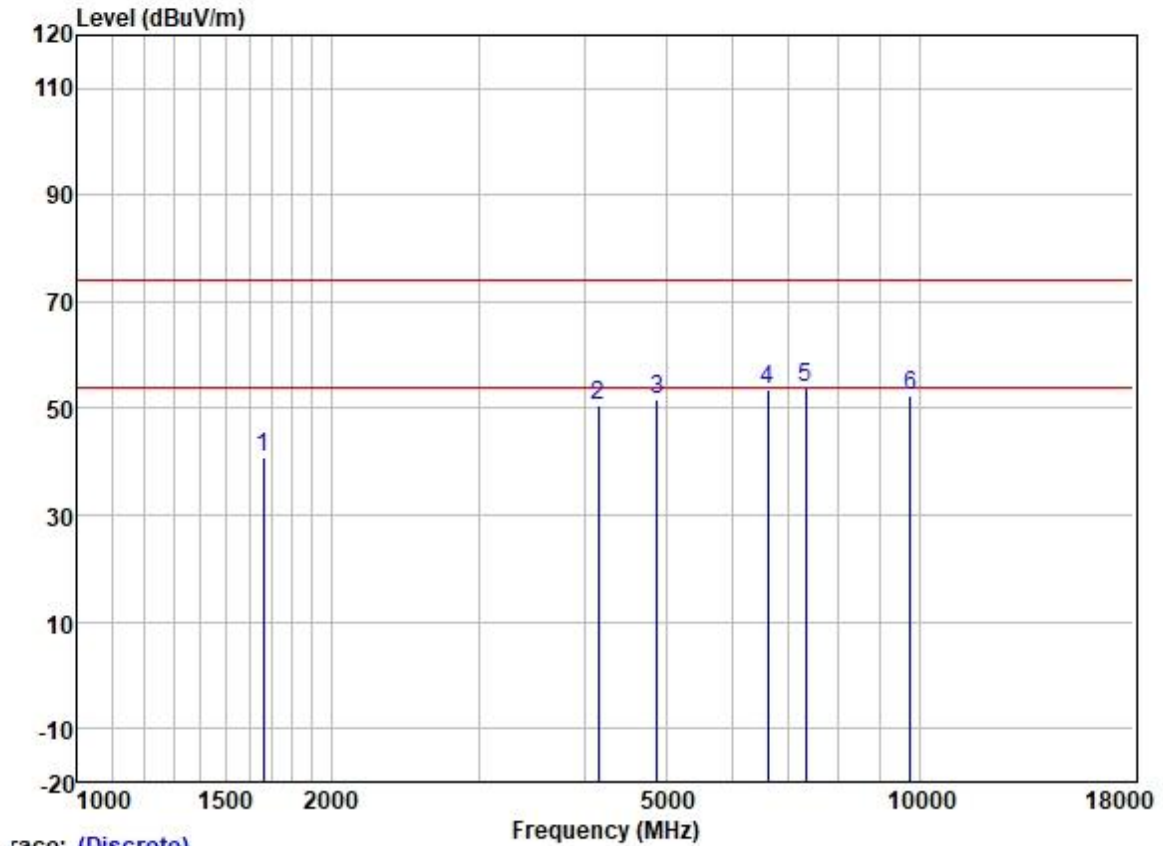
Trace: (Discrete)

| | Read | Antenna | Cable | Preamp | | Limit | Over | | | |
|---|----------|---------|--------|--------|--------|--------|--------|--------|------------|--------|
| | Freq | Level | Factor | Loss | Factor | Level | Line | Limit | Pol/Phase | Remark |
| | MHz | dBuV | dB/m | dB | dB | dBuV/m | dBuV/m | dB | | |
| 1 | 1682.477 | 49.93 | 25.68 | 2.80 | 37.91 | 40.50 | 74.00 | -33.50 | HORIZONTAL | Peak |
| 2 | 4417.841 | 51.99 | 30.70 | 4.74 | 36.81 | 50.62 | 74.00 | -23.38 | HORIZONTAL | Peak |
| 3 | 4880.000 | 50.48 | 31.54 | 5.50 | 36.84 | 50.68 | 74.00 | -23.32 | HORIZONTAL | Peak |
| 4 | 6106.616 | 51.19 | 32.66 | 6.14 | 36.92 | 53.07 | 74.00 | -20.93 | HORIZONTAL | Peak |
| 5 | 7320.000 | 49.01 | 36.00 | 6.13 | 37.43 | 53.71 | 74.00 | -20.29 | HORIZONTAL | Peak |
| 6 | 9760.000 | 45.08 | 38.50 | 7.02 | 37.41 | 53.19 | 74.00 | -20.81 | HORIZONTAL | Peak |



Unless otherwise agreed in writing, this document is issued by the Company subject to its General Conditions of Service printed overleaf, available on request or accessible at <http://www.sgs.com/en/Terms-and-Conditions.aspx> and, for electronic format documents, subject to Terms and Conditions for Electronic Documents at <http://www.sgs.com/en/terms-and-Conditions/Terms-e-Documents.aspx>. Attention is drawn to the limitation of liability, indemnification and jurisdiction issues defined therein. Any holder of this document is advised that information contained hereon reflects the Company's findings at the time of its intervention only and within the limits of Client's instructions, if any. The Company's sole responsibility is to its Client and this document does not exonerate parties to a transaction from exercising all their rights and obligations under the transaction documents. This document cannot be reproduced except in full, without prior written approval of the Company. Any unauthorized alteration, forgery or falsification of the content or appearance of this document is unlawful and offenders may be prosecuted to the fullest extent of the law. Unless otherwise stated the results shown in this test report refer only to the sample(s) tested and such sample(s) are retained for 30 days only.

Test Mode: 00; Polarity: Vertical; Modulation:GFSK; ; Channel:middle



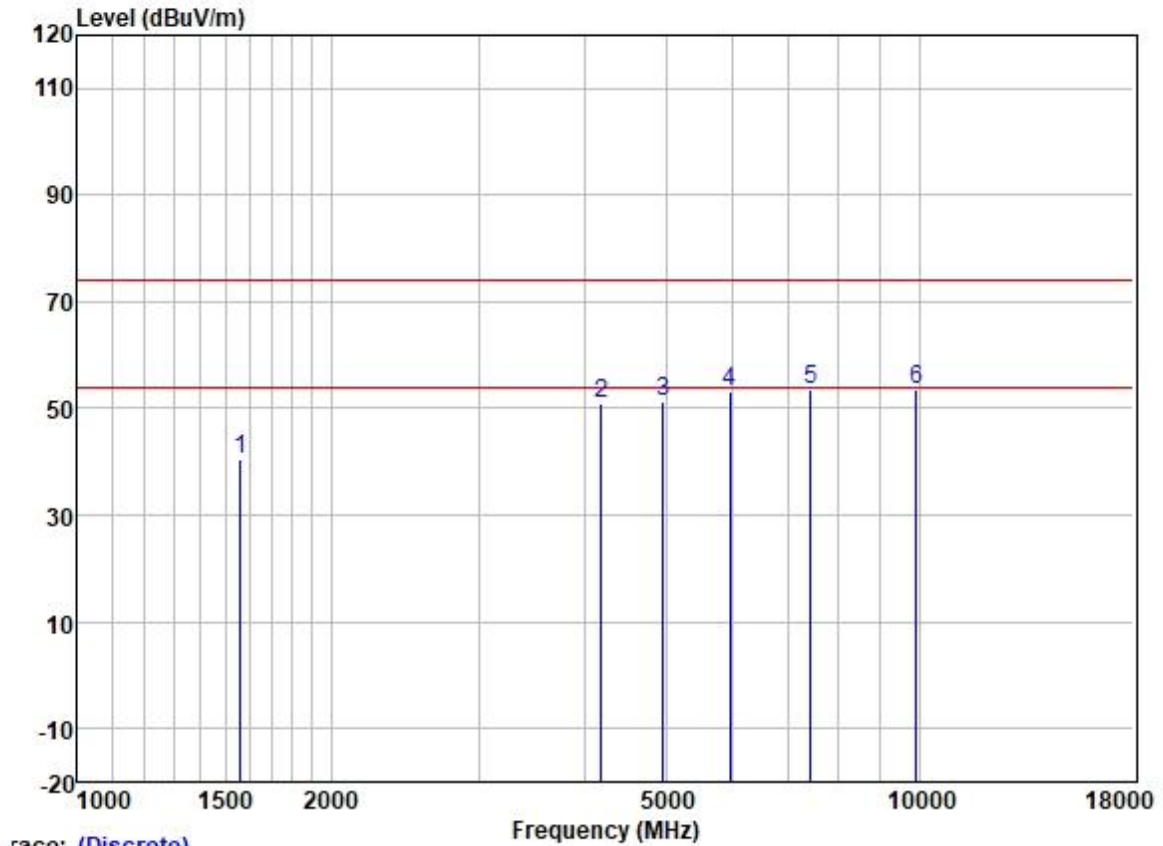
Trace: (Discrete)

| | Read | Antenna | Cable | Preamp | | Limit | Over | | | |
|---|----------|---------|--------|--------|--------|--------|--------|--------|-----------|--------|
| | Freq | Level | Factor | Loss | Factor | Level | Line | Limit | Pol/Phase | Remark |
| | MHz | dBuV | dB/m | dB | dB | dBuV/m | dBuV/m | dB | | |
| 1 | 1663.137 | 50.19 | 25.65 | 2.80 | 37.91 | 40.73 | 74.00 | -33.27 | VERTICAL | Peak |
| 2 | 4157.664 | 52.67 | 30.06 | 4.60 | 36.80 | 50.53 | 74.00 | -23.47 | VERTICAL | Peak |
| 3 | 4880.000 | 51.43 | 31.54 | 5.50 | 36.84 | 51.63 | 74.00 | -22.37 | VERTICAL | Peak |
| 4 | 6602.265 | 50.68 | 34.16 | 5.84 | 37.04 | 53.64 | 74.00 | -20.36 | VERTICAL | Peak |
| 5 | 7320.000 | 49.11 | 36.00 | 6.13 | 37.43 | 53.81 | 74.00 | -20.19 | VERTICAL | Peak |
| 6 | 9760.000 | 44.17 | 38.50 | 7.02 | 37.41 | 52.28 | 74.00 | -21.72 | VERTICAL | Peak |



Unless otherwise agreed in writing, this document is issued by the Company subject to its General Conditions of Service printed overleaf, available on request or accessible at <http://www.sgs.com/en/Terms-and-Conditions.aspx> and, for electronic format documents, subject to Terms and Conditions for Electronic Documents at <http://www.sgs.com/en/terms-and-Conditions/Terms-e-Documents.aspx>. Attention is drawn to the limitation of liability, indemnification and jurisdiction issues defined therein. Any holder of this document is advised that information contained hereon reflects the Company's findings at the time of its intervention only and within the limits of Client's instructions, if any. The Company's sole responsibility is to its Client and this document does not exonerate parties to a transaction from exercising all their rights and obligations under the transaction documents. This document cannot be reproduced except in full, without prior written approval of the Company. Any unauthorized alteration, forgery or falsification of the content or appearance of this document is unlawful and offenders may be prosecuted to the fullest extent of the law. Unless otherwise stated the results shown in this test report refer only to the sample(s) tested and such sample(s) are retained for 30 days only.

Test Mode: 00; Polarity: Horizontal; Modulation:GFSK; ; Channel:High



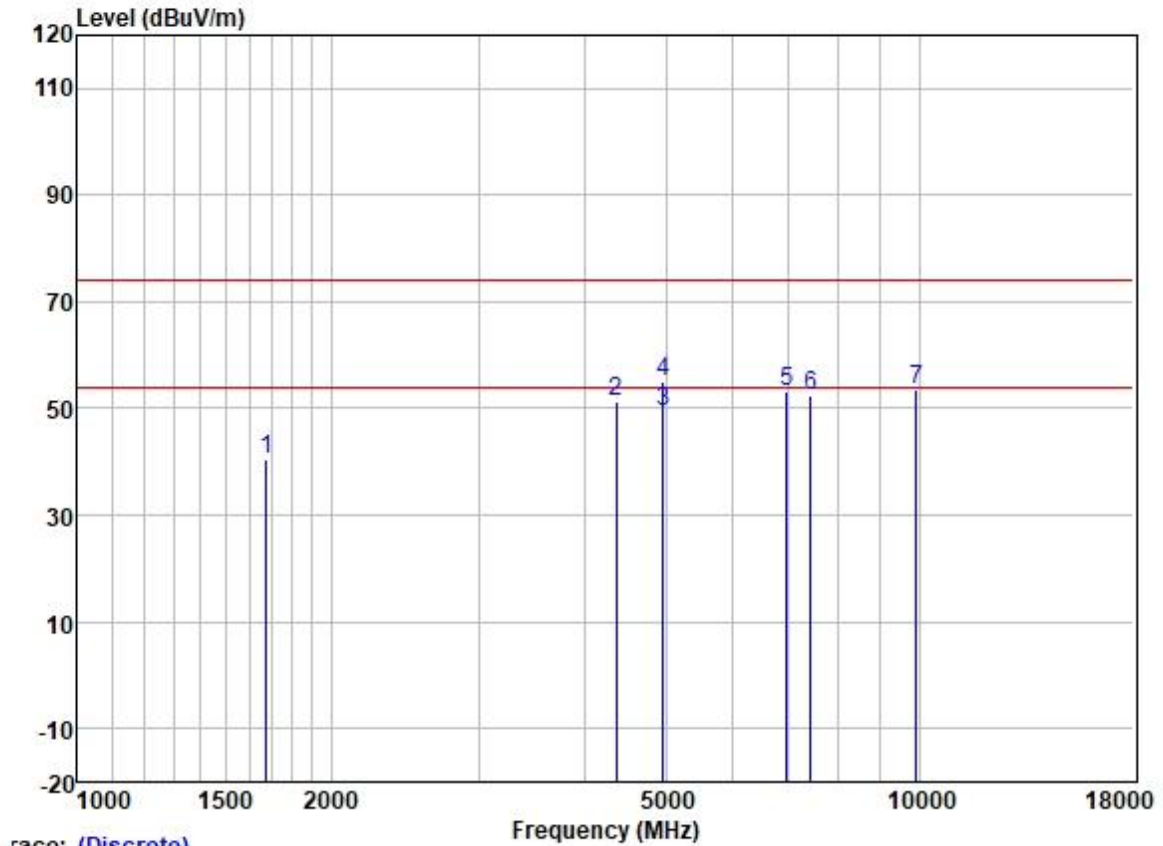
Trace: (Discrete)

| | ReadAntenna | Cable | Preamp | Limit | Over | | | | |
|------|-------------|--------|--------|--------|--------|--------|-------|-----------|-----------------|
| Freq | Level | Factor | Loss | Factor | Level | Line | Limit | Pol/Phase | Remark |
| MHz | dBuV | dB/m | dB | dB | dBuV/m | dBuV/m | dB | | |
| 1 | 1560.673 | 50.00 | 25.54 | 2.80 | 38.03 | 40.31 | 74.00 | -33.69 | HORIZONTAL Peak |
| 2 | 4193.872 | 53.13 | 30.15 | 4.60 | 36.81 | 51.07 | 74.00 | -22.93 | HORIZONTAL Peak |
| 3 | 4960.000 | 50.85 | 31.65 | 5.65 | 36.84 | 51.31 | 74.00 | -22.69 | HORIZONTAL Peak |
| 4 | 5949.811 | 51.82 | 32.36 | 6.05 | 36.90 | 53.33 | 74.00 | -20.67 | HORIZONTAL Peak |
| 5 | 7440.000 | 48.48 | 36.27 | 6.22 | 37.47 | 53.50 | 74.00 | -20.50 | HORIZONTAL Peak |
| 6 | 9920.000 | 45.48 | 38.65 | 6.96 | 37.40 | 53.69 | 74.00 | -20.31 | HORIZONTAL Peak |



Unless otherwise agreed in writing, this document is issued by the Company subject to its General Conditions of Service printed overleaf, available on request or accessible at <http://www.sgs.com/en/Terms-and-Conditions.aspx> and, for electronic format documents, subject to Terms and Conditions for Electronic Documents at <http://www.sgs.com/en/terms-and-Conditions/Terms-e-Documents.aspx>. Attention is drawn to the limitation of liability, indemnification and jurisdiction issues defined therein. Any holder of this document is advised that information contained hereon reflects the Company's findings at the time of its intervention only and within the limits of Client's instructions, if any. The Company's sole responsibility is to its Client and this document does not exonerate parties to a transaction from exercising all their rights and obligations under the transaction documents. This document cannot be reproduced except in full, without prior written approval of the Company. Any unauthorized alteration, forgery or falsification of the content or appearance of this document is unlawful and offenders may be prosecuted to the fullest extent of the law. Unless otherwise stated the results shown in this test report refer only to the sample(s) tested and such sample(s) are retained for 30 days only.

Test Mode: 00; Polarity: Vertical; Modulation:GFSK; ; Channel:High



Trace: (Discrete)

| | Read | Antenna | Cable | Preamp | | Limit | Over | | | |
|---|----------|---------|--------|--------|--------|--------|--------|--------|-----------|---------|
| | Freq | Level | Factor | Loss | Factor | Level | Line | Limit | Pol/Phase | Remark |
| | MHz | dBuV | dB/m | dB | dB | dBuV/m | dBuV/m | dB | | |
| 1 | 1677.621 | 49.90 | 25.68 | 2.80 | 37.91 | 40.47 | 74.00 | -33.53 | VERTICAL | Peak |
| 2 | 4367.058 | 52.92 | 30.62 | 4.68 | 36.81 | 51.41 | 74.00 | -22.59 | VERTICAL | Peak |
| 3 | 4960.000 | 49.07 | 31.65 | 5.65 | 36.84 | 49.53 | 54.00 | -4.47 | VERTICAL | Average |
| 4 | 4960.000 | 54.67 | 31.65 | 5.65 | 36.84 | 55.13 | 74.00 | -18.87 | VERTICAL | Peak |
| 5 | 6954.852 | 49.58 | 34.95 | 5.81 | 37.21 | 53.13 | 74.00 | -20.87 | VERTICAL | Peak |
| 6 | 7440.000 | 47.30 | 36.27 | 6.22 | 37.47 | 52.32 | 74.00 | -21.68 | VERTICAL | Peak |
| 7 | 9920.000 | 45.30 | 38.65 | 6.96 | 37.40 | 53.51 | 74.00 | -20.49 | VERTICAL | Peak |



Unless otherwise agreed in writing, this document is issued by the Company subject to its General Conditions of Service printed overleaf, available on request or accessible at <http://www.sgs.com/en/Terms-and-Conditions.aspx> and, for electronic format documents, subject to Terms and Conditions for Electronic Documents at <http://www.sgs.com/en/terms-and-Conditions/Terms-e-Documents.aspx>. Attention is drawn to the limitation of liability, indemnification and jurisdiction issues defined therein. Any holder of this document is advised that information contained hereon reflects the Company's findings at the time of its intervention only and within the limits of Client's instructions, if any. The Company's sole responsibility is to its Client and this document does not exonerate parties to a transaction from exercising all their rights and obligations under the transaction documents. This document cannot be reproduced except in full, without prior written approval of the Company. Any unauthorized alteration, forgery or falsification of the content or appearance of this document is unlawful and offenders may be prosecuted to the fullest extent of the law. Unless otherwise stated the results shown in this test report refer only to the sample(s) tested and such sample(s) are retained for 30 days only.

7.9 Duty Cycle

Test Requirement KDB 558074 D01 v05r02 section 6
Test Method: ANSI C63.10 (2013) Section 11.6

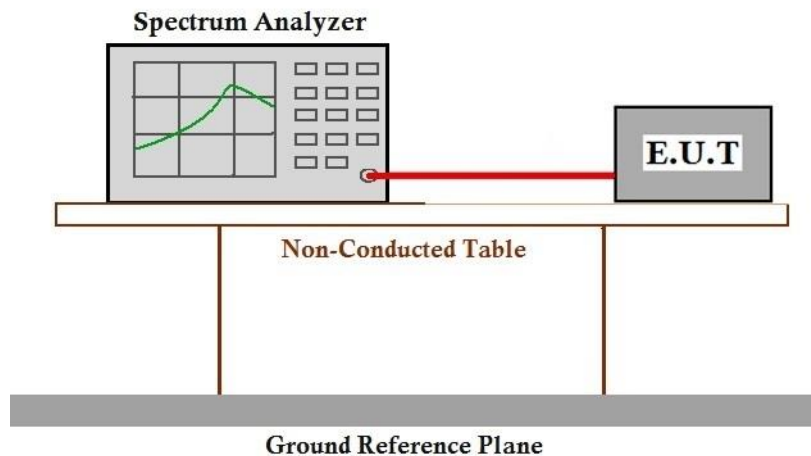
7.9.1 E.U.T. Operation

Operating Environment:
Temperature: 21.8 °C Humidity: 53.3 % RH Atmospheric Pressure: 1003 mbar

7.9.2 Test Mode Description

| Pre-scan / Final test | Mode Code | Description |
|--------------------------|--------------|---|
| Final test | 00 | TX mode(1Mbps)_Keep the EUT in continuously transmitting mode with GFSK modulation. |

7.9.3 Test Setup Diagram



7.9.4 Measurement Procedure and Data

cable loss=0.9dB

Please Refer to Appendix for Details



Unless otherwise agreed in writing, this document is issued by the Company subject to its General Conditions of Service printed overleaf, available on request or accessible at <http://www.sgs.com/en/Terms-and-Conditions.aspx> and, for electronic format documents, subject to Terms and Conditions for Electronic Documents at <http://www.sgs.com/en/terms-and-Conditions/Terms-e-Documents.aspx>. Attention is drawn to the limitation of liability, indemnification and jurisdiction issues defined therein. Any holder of this document is advised that information contained hereon reflects the Company's findings at the time of its intervention only and within the limits of Client's instructions, if any. The Company's sole responsibility is to its Client and this document does not exonerate parties to a transaction from exercising all their rights and obligations under the transaction documents. This document cannot be reproduced except in full, without prior written approval of the Company. Any unauthorized alteration, forgery or falsification of the content or appearance of this document is unlawful and offenders may be prosecuted to the fullest extent of the law. Unless otherwise stated the results shown in this test report refer only to the sample(s) tested and such sample(s) are retained for 30 days only.

Attention: To check the authenticity of testing /inspection report & certificate, please contact us at telephone: (86-755) 8307 1443, or email: CN.Doccheck@sgs.com

8 Test Setup Photo

Refer to Appendix - Test Setup Photos for GZCR2201000134AT.

9 EUT Constructional Details (EUT Photos)

Refer to Appendix – External and Internal Photos for GZCR2201000134AT.



Unless otherwise agreed in writing, this document is issued by the Company subject to its General Conditions of Service printed overleaf, available on request or accessible at <http://www.sgs.com/en/Terms-and-Conditions.aspx> and, for electronic format documents, subject to Terms and Conditions for Electronic Documents at <http://www.sgs.com/en/terms-and-Conditions/Terms-e-Documents.aspx>. Attention is drawn to the limitation of liability, indemnification and jurisdiction issues defined therein. Any holder of this document is advised that information contained hereon reflects the Company's findings at the time of its intervention only and within the limits of Client's instructions, if any. The Company's sole responsibility is to its Client and this document does not exonerate parties to a transaction from exercising all their rights and obligations under the transaction documents. This document cannot be reproduced except in full, without prior written approval of the Company. Any unauthorized alteration, forgery or falsification of the content or appearance of this document is unlawful and offenders may be prosecuted to the fullest extent of the law. Unless otherwise stated the results shown in this test report refer only to the sample(s) tested and such sample(s) are retained for 30 days only.

Attention: To check the authenticity of testing /inspection report & certificate, please contact us at telephone: (86-755) 8307 1443, or email: CN.Doccheck@sgs.com

10 Appendix

1. Duty Cycle

1.1 Ant1

1.1.1 Test Result

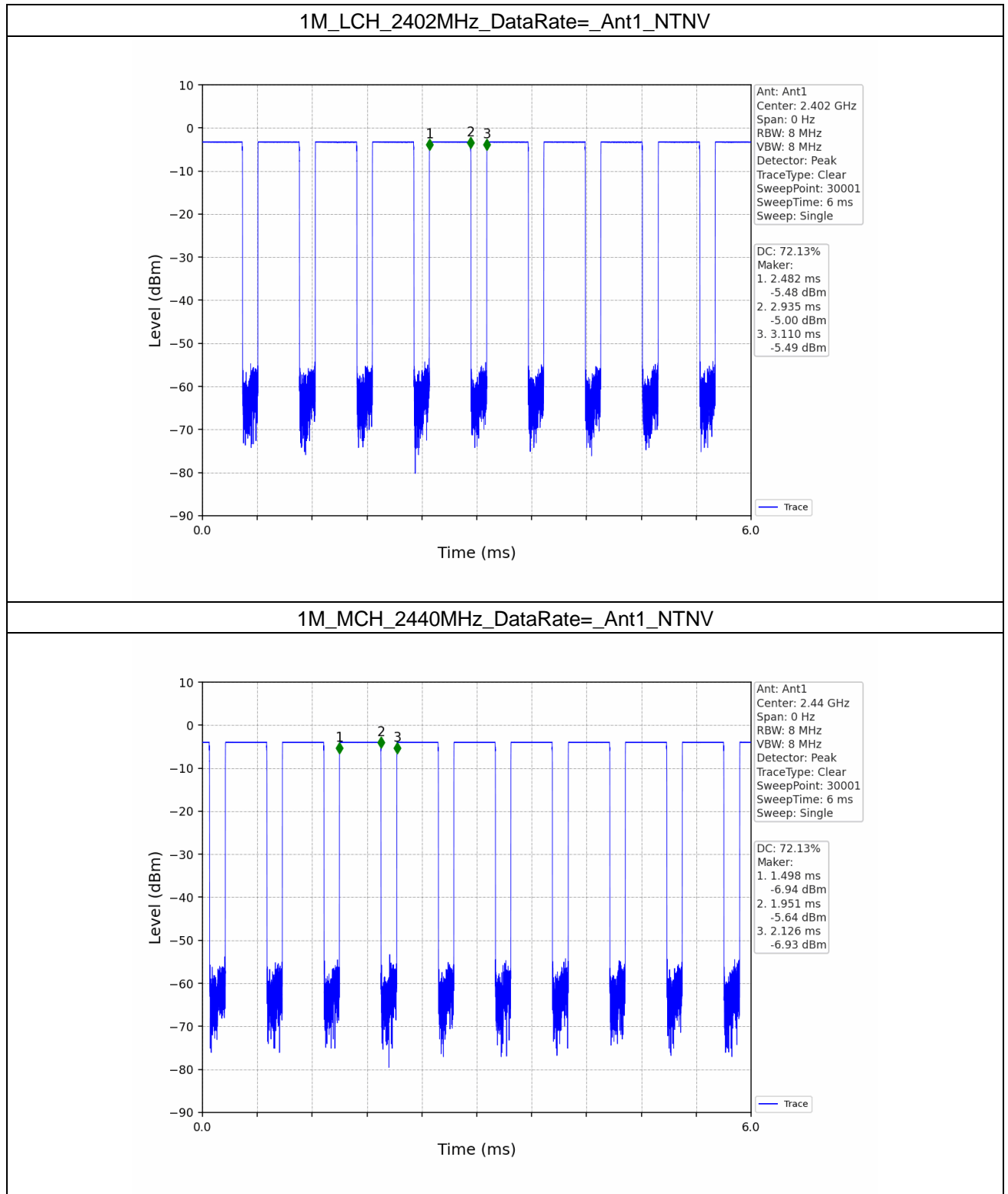
| Ant1 | | | | | | | |
|------|---------|-----------------|-----------|-------------|----------------|-----------------------------------|-----------------------|
| Mode | TX Type | Frequency (MHz) | T_on (ms) | Period (ms) | Duty Cycle (%) | Duty Cycle Correction Factor (dB) | Max. DC Variation (%) |
| 1M | SISO | 2402 | 0.453 | 0.628 | 72.13 | 1.42 | 0.54 |
| | | 2440 | 0.453 | 0.628 | 72.13 | 1.42 | 0.53 |
| | | 2480 | 0.453 | 0.628 | 72.13 | 1.42 | 0.53 |



Unless otherwise agreed in writing, this document is issued by the Company subject to its General Conditions of Service printed overleaf, available on request or accessible at <http://www.sgs.com/en/Terms-and-Conditions.aspx> and, for electronic format documents, subject to Terms and Conditions for Electronic Documents at <http://www.sgs.com/en/terms-and-Conditions/Terms-e-Documents.aspx>. Attention is drawn to the limitation of liability, indemnification and jurisdiction issues defined therein. Any holder of this document is advised that information contained hereon reflects the Company's findings at the time of its intervention only and within the limits of Client's instructions, if any. The Company's sole responsibility is to its Client and this document does not exonerate parties to a transaction from exercising all their rights and obligations under the transaction documents. This document cannot be reproduced except in full, without prior written approval of the Company. Any unauthorized alteration, forgery or falsification of the content or appearance of this document is unlawful and offenders may be prosecuted to the fullest extent of the law. Unless otherwise stated the results shown in this test report refer only to the sample(s) tested and such sample(s) are retained for 30 days only.

Attention: To check the authenticity of testing /inspection report & certificate, please contact us at telephone: (86-755) 8307 1443, or email: CN.Doccheck@sgs.com

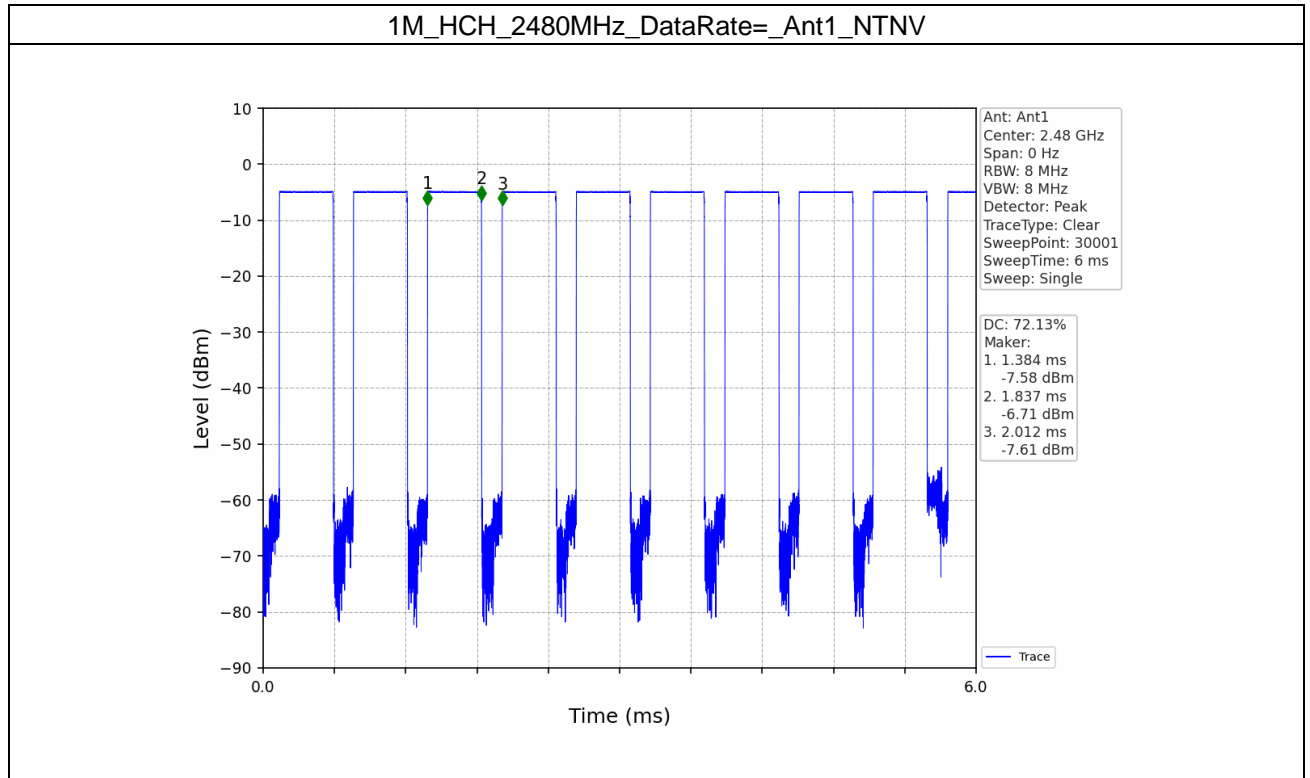
1.1.2 Test Graph



Unless otherwise agreed in writing, this document is issued by the Company subject to its General Conditions of Service printed overleaf, available on request or accessible at <http://www.sgs.com/en/Terms-and-Conditions.aspx> and, for electronic format documents, subject to Terms and Conditions for Electronic Documents at <http://www.sgs.com/en/terms-and-Conditions/Terms-e-Documents.aspx>. Attention is drawn to the limitation of liability, indemnification and jurisdiction issues defined therein. Any holder of this document is advised that information contained herein reflects the Company's findings at the time of its intervention only and within the limits of Client's instructions, if any. The Company's sole responsibility is to its Client and this document does not exonerate parties to a transaction from exercising all their rights and obligations under the transaction documents. This document cannot be reproduced except in full, without prior written approval of the Company. Any unauthorized alteration, forgery or falsification of the content or appearance of this document is unlawful and offenders may be prosecuted to the fullest extent of the law. Unless otherwise stated the results shown in this test report refer only to the sample(s) tested and such sample(s) are retained for 30 days only.

Attention: To check the authenticity of testing/inspection report & certificate, please contact us at telephone: (86-755) 8307 1443, or email: CN.Doccheck@sgs.com

SGS-CSTC Standards Technical Services Co., Ltd. | No.198 Kezhu Road, Sciotech Park, Guangzhou Economic & Technology Development District, Guangzhou, China 510663 t (86-20) 82155555 f (86-20) 82075058 www.sgs.com.cn
Guangzhou branch Testing Center EEC Laboratory | 中国·广州·经济技术开发区科学城科珠路198号 邮编: 510663 t (86-20) 82155555 f (86-20) 82075058 sgs.china@sgs.com



Unless otherwise agreed in writing, this document is issued by the Company subject to its General Conditions of Service printed overleaf, available on request or accessible at <http://www.sgs.com/en/Terms-and-Conditions.aspx> and, for electronic format documents, subject to Terms and Conditions for Electronic Documents at <http://www.sgs.com/en/Terms-and-Conditions/Terms-e-Documents.aspx>. Attention is drawn to the limitation of liability, indemnification and jurisdiction issues defined therein. Any holder of this document is advised that information contained hereon reflects the Company's findings at the time of its intervention only and within the limits of Client's instructions, if any. The Company's sole responsibility is to its Client and this document does not exonerate parties to a transaction from exercising all their rights and obligations under the transaction documents. This document cannot be reproduced except in full, without prior written approval of the Company. Any unauthorized alteration, forgery or falsification of the content or appearance of this document is unlawful and offenders may be prosecuted to the fullest extent of the law. Unless otherwise stated the results shown in this test report refer only to the sample(s) tested and such sample(s) are retained for 30 days only.

Attention: To check the authenticity of testing /inspection report & certificate, please contact us at telephone: (86-755) 8307 1443, or email: CN.Doccheck@sgs.com

SGS-CSTC Standards Technical Services Co., Ltd. No.198 Kezhu Road, Sciotech Park, Guangzhou Economic & Technology Development District, Guangzhou, China 510663 t (86-20) 82155555 f (86-20) 82075058 www.sgs.com.cn
Guangzhou Branch Testing Center/EEC Laboratory. 中国·广州·经济技术开发区科学城科珠路198号 邮编: 510663 t (86-20) 82155555 f (86-20) 82075058 sgs.china@sgs.com

2. Bandwidth

2.1 OBW

2.1.1 Test Result

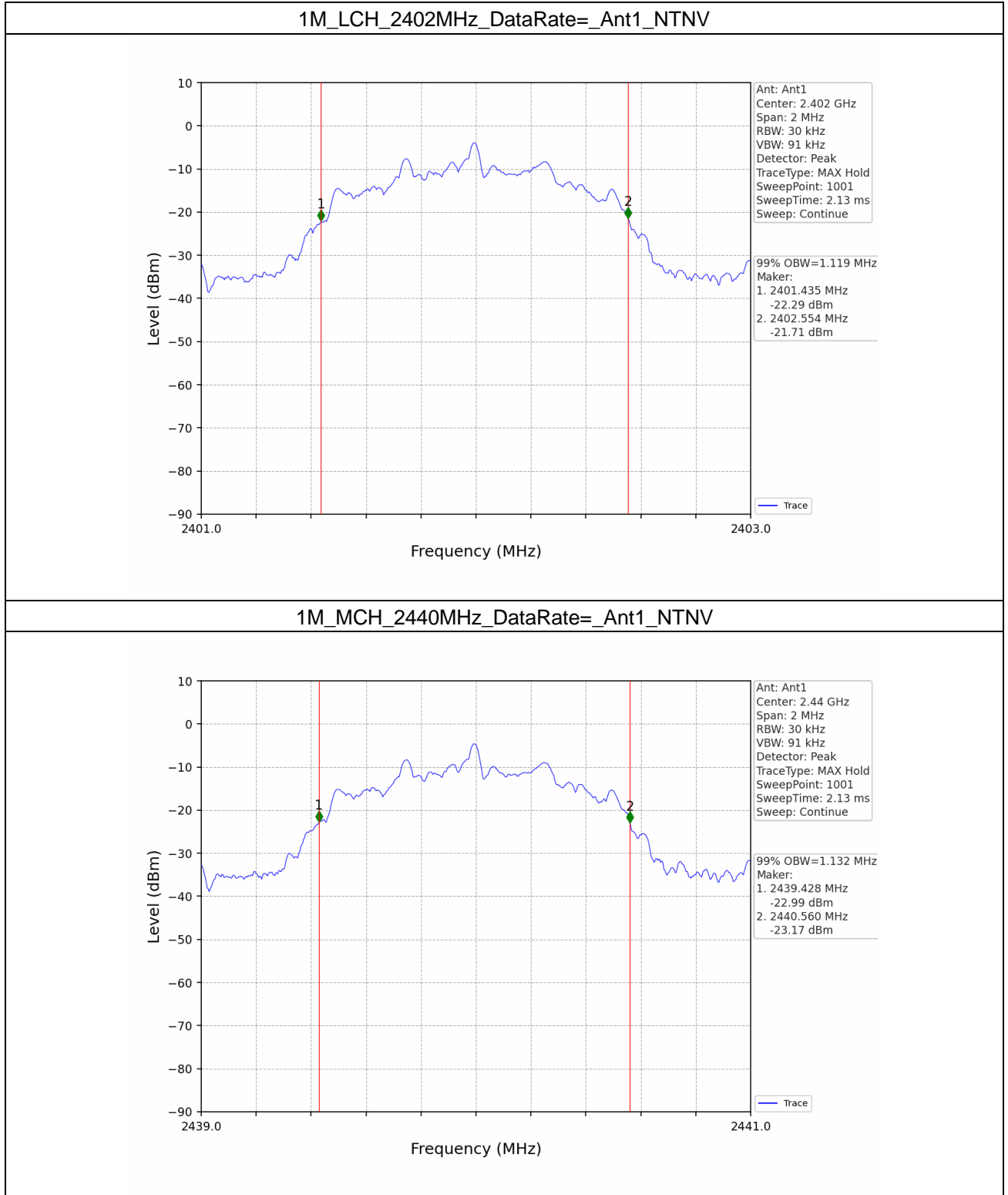
| Mode | TX Type | Frequency (MHz) | Ant | 99% Occupied Bandwidth (MHz) | Verdict |
|------|---------|-----------------|-----|------------------------------|---------|
| | | | | Result | |
| 1M | SISO | 2402 | 1 | 1.119 | Pass |
| | | 2440 | 1 | 1.132 | Pass |
| | | 2480 | 1 | 1.148 | Pass |



Unless otherwise agreed in writing, this document is issued by the Company subject to its General Conditions of Service printed overleaf, available on request or accessible at <http://www.sgs.com/en/Terms-and-Conditions.aspx> and, for electronic format documents, subject to Terms and Conditions for Electronic Documents at <http://www.sgs.com/en/terms-and-Conditions/Terms-e-Documents.aspx>. Attention is drawn to the limitation of liability, indemnification and jurisdiction issues defined therein. Any holder of this document is advised that information contained hereon reflects the Company's findings at the time of its intervention only and within the limits of Client's instructions, if any. The Company's sole responsibility is to its Client and this document does not exonerate parties to a transaction from exercising all their rights and obligations under the transaction documents. This document cannot be reproduced except in full, without prior written approval of the Company. Any unauthorized alteration, forgery or falsification of the content or appearance of this document is unlawful and offenders may be prosecuted to the fullest extent of the law. Unless otherwise stated the results shown in this test report refer only to the sample(s) tested and such sample(s) are retained for 30 days only.

Attention: To check the authenticity of testing /inspection report & certificate, please contact us at telephone: (86-755) 8307 1443, or email: CN.Doccheck@sgs.com

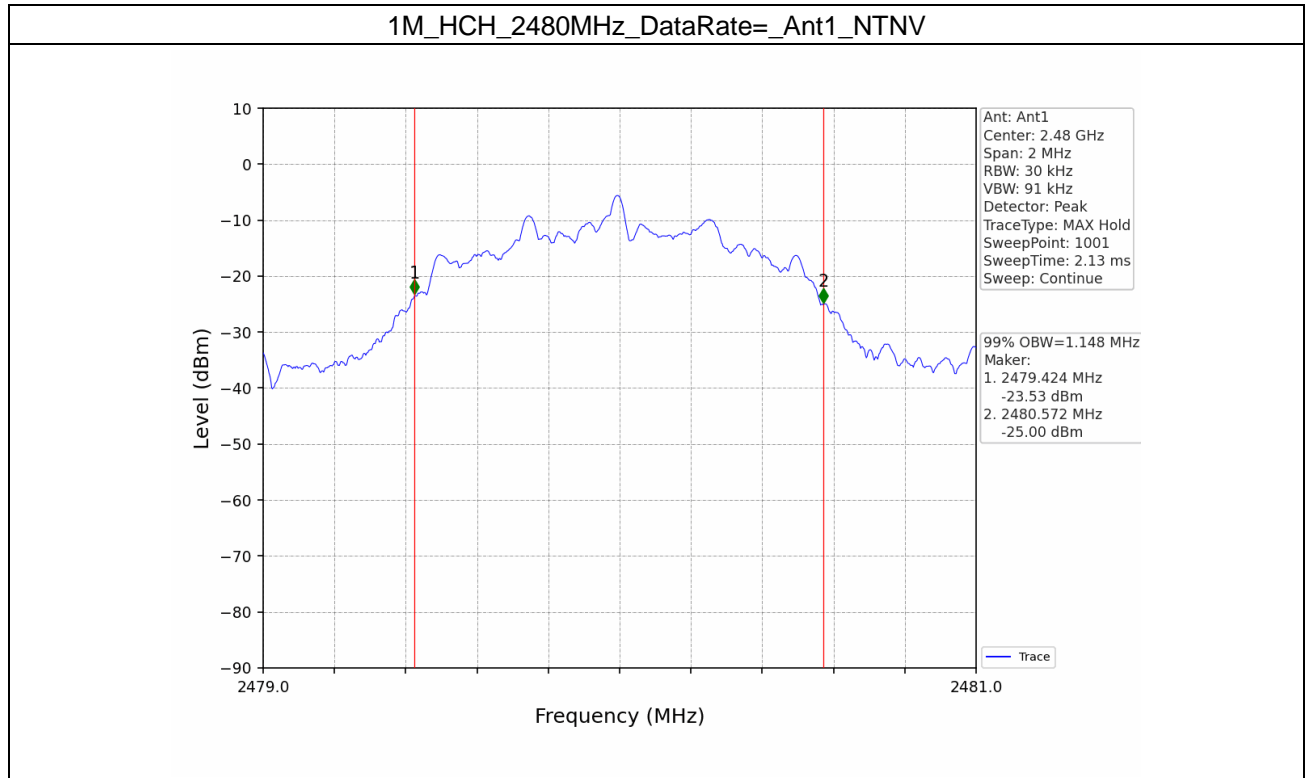
2.1.2 Test Graph



Unless otherwise agreed in writing, this document is issued by the Company subject to its General Conditions of Service printed overleaf, available on request or accessible at <http://www.sgs.com/en/Terms-and-Conditions.aspx> and, for electronic format documents, subject to Terms and Conditions for Electronic Documents at <http://www.sgs.com/en/terms-and-Conditions/Terms-e-Documents.aspx>. Attention is drawn to the limitation of liability, indemnification and jurisdiction issues defined therein. Any holder of this document is advised that information contained hereon reflects the Company's findings at the time of its intervention only and within the limits of Client's instructions, if any. The Company's sole responsibility is to its Client and this document does not exonerate parties to a transaction from exercising all their rights and obligations under the transaction documents. This document cannot be reproduced except in full, without prior written approval of the Company. Any unauthorized alteration, forgery or falsification of the content or appearance of this document is unlawful and offenders may be prosecuted to the fullest extent of the law. Unless otherwise stated the results shown in this test report refer only to the sample(s) tested and such sample(s) are retained for 30 days only.

Attention: To check the authenticity of testing /inspection report & certificate, please contact us at telephone: (86-755) 8307 1443, or email: CN.Doccheck@sgs.com

SGS-CSTC Standards Technical Services Co., Ltd. | No.198 Kezhu Road, Sciencetech Park, Guangzhou Economic & Technology Development District, Guangzhou, China 510663 t (86-20) 82155555 f (86-20) 82075058 www.sgs.com.cn
Guangzhou branch Testing Center EEC Laboratory | 中国·广州·经济技术开发区科学城科珠路198号 邮编: 510663 t (86-20) 82155555 f (86-20) 82075058 sgs.china@sgs.com



Unless otherwise agreed in writing, this document is issued by the Company subject to its General Conditions of Service printed overleaf, available on request or accessible at <http://www.sgs.com/en/Terms-and-Conditions.aspx> and, for electronic format documents, subject to Terms and Conditions for Electronic Documents at <http://www.sgs.com/en/Terms-and-Conditions/Terms-e-Documents.aspx>. Attention is drawn to the limitation of liability, indemnification and jurisdiction issues defined therein. Any holder of this document is advised that information contained hereon reflects the Company's findings at the time of its intervention only and within the limits of Client's instructions, if any. The Company's sole responsibility is to its Client and this document does not exonerate parties to a transaction from exercising all their rights and obligations under the transaction documents. This document cannot be reproduced except in full, without prior written approval of the Company. Any unauthorized alteration, forgery or falsification of the content or appearance of this document is unlawful and offenders may be prosecuted to the fullest extent of the law. Unless otherwise stated the results shown in this test report refer only to the sample(s) tested and such sample(s) are retained for 30 days only.

Attention: To check the authenticity of testing /inspection report & certificate, please contact us at telephone: (86-755) 8307 1443, or email: CN.Doccheck@sgs.com

2.2 6dB BW

2.2.1 Test Result

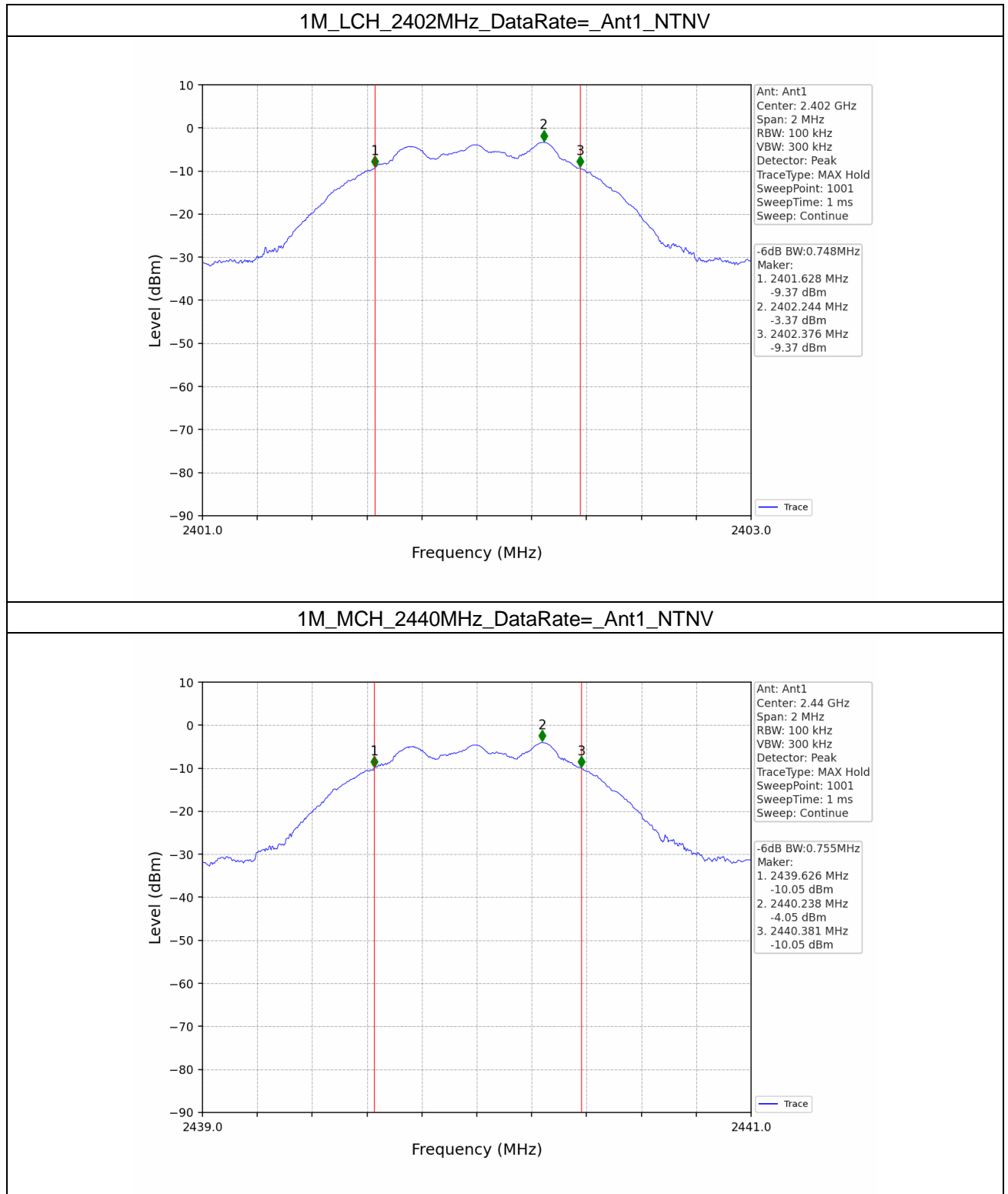
| Mode | TX Type | Frequency (MHz) | Ant | 6dB Bandwidth (MHz) | | Verdict |
|------|---------|-----------------|-----|---------------------|-------|---------|
| | | | | Result | Limit | |
| 1M | SISO | 2402 | 1 | 0.748 | >=0.5 | Pass |
| | | 2440 | 1 | 0.755 | >=0.5 | Pass |
| | | 2480 | 1 | 0.776 | >=0.5 | Pass |



Unless otherwise agreed in writing, this document is issued by the Company subject to its General Conditions of Service printed overleaf, available on request or accessible at <http://www.sgs.com/en/Terms-and-Conditions.aspx> and, for electronic format documents, subject to Terms and Conditions for Electronic Documents at <http://www.sgs.com/en/terms-and-Conditions/Terms-e-Documents.aspx>. Attention is drawn to the limitation of liability, indemnification and jurisdiction issues defined therein. Any holder of this document is advised that information contained hereon reflects the Company's findings at the time of its intervention only and within the limits of Client's instructions, if any. The Company's sole responsibility is to its Client and this document does not exonerate parties to a transaction from exercising all their rights and obligations under the transaction documents. This document cannot be reproduced except in full, without prior written approval of the Company. Any unauthorized alteration, forgery or falsification of the content or appearance of this document is unlawful and offenders may be prosecuted to the fullest extent of the law. Unless otherwise stated the results shown in this test report refer only to the sample(s) tested and such sample(s) are retained for 30 days only.

Attention: To check the authenticity of testing /inspection report & certificate, please contact us at telephone: (86-755) 8307 1443, or email: CN.Doccheck@sgs.com

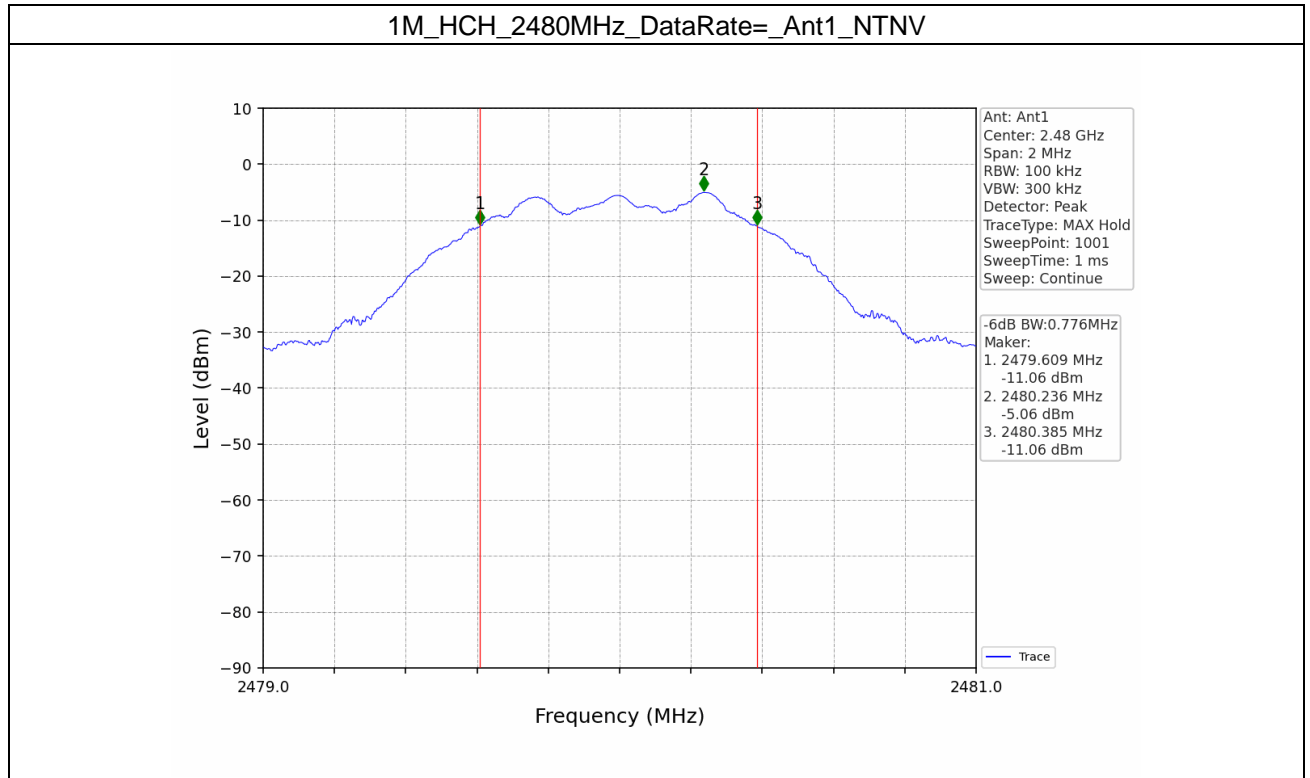
2.2.2 Test Graph



Unless otherwise agreed in writing, this document is issued by the Company subject to its General Conditions of Service printed overleaf, available on request or accessible at <http://www.sgs.com/en/Terms-and-Conditions.aspx> and, for electronic format documents, subject to Terms and Conditions for Electronic Documents at <http://www.sgs.com/en/terms-and-Conditions/Terms-e-Documents.aspx>. Attention is drawn to the limitation of liability, indemnification and jurisdiction issues defined therein. Any holder of this document is advised that information contained hereon reflects the Company's findings at the time of its intervention only and within the limits of Client's instructions, if any. The Company's sole responsibility is to its Client and this document does not exonerate parties to a transaction from exercising all their rights and obligations under the transaction documents. This document cannot be reproduced except in full, without prior written approval of the Company. Any unauthorized alteration, forgery or falsification of the content or appearance of this document is unlawful and offenders may be prosecuted to the fullest extent of the law. Unless otherwise stated the results shown in this test report refer only to the sample(s) tested and such sample(s) are retained for 30 days only.

Attention: To check the authenticity of testing /inspection report & certificate, please contact us at telephone: (86-755) 8307 1443, or email: CN.Doccheck@sgs.com

SGS-CSTC Standards Technical Services Co., Ltd. No.198 Kezhu Road, Sciotech Park, Guangzhou Economic & Technology Development District, Guangzhou, China 510663 t (86-20) 82155555 f (86-20) 82075058 www.sgs.com.cn
Guangzhou branch Testing Center EEC Laboratory, 中国·广州·经济技术开发区科学城科珠路198号 邮编: 510663 t (86-20) 82155555 f (86-20) 82075058 sgs.china@sgs.com



Unless otherwise agreed in writing, this document is issued by the Company subject to its General Conditions of Service printed overleaf, available on request or accessible at <http://www.sgs.com/en/Terms-and-Conditions.aspx> and, for electronic format documents, subject to Terms and Conditions for Electronic Documents at <http://www.sgs.com/en/terms-and-Conditions/Terms-e-Documents.aspx>. Attention is drawn to the limitation of liability, indemnification and jurisdiction issues defined therein. Any holder of this document is advised that information contained hereon reflects the Company's findings at the time of its intervention only and within the limits of Client's instructions, if any. The Company's sole responsibility is to its Client and this document does not exonerate parties to a transaction from exercising all their rights and obligations under the transaction documents. This document cannot be reproduced except in full, without prior written approval of the Company. Any unauthorized alteration, forgery or falsification of the content or appearance of this document is unlawful and offenders may be prosecuted to the fullest extent of the law. Unless otherwise stated the results shown in this test report refer only to the sample(s) tested and such sample(s) are retained for 30 days only.

Attention: To check the authenticity of testing /inspection report & certificate, please contact us at telephone: (86-755) 8307 1443, or email: CN.Doccheck@sgs.com

SGS-CSTC Standards Technical Services Co., Ltd. | No. 198 Kezhu Road, Sciotech Park, Guangzhou Economic & Technology Development District, Guangzhou, China 510663 | t (86-20) 82155555 f (86-20) 82075058 | www.sgs.com.cn
Guangzhou branch | 中国·广州·经济技术开发区科学城科珠路198号 | 邮编: 510663 | t (86-20) 82155555 f (86-20) 82075058 | sgs.china@sgs.com

3. Maximum Conducted Output Power

3.1 Power

3.1.1 Test Result

| Mode | TX Type | Frequency (MHz) | Maximum Peak Conducted Output Power (dBm) | | Verdict |
|------|---------|-----------------|---|-------|---------|
| | | | Ant1 | Limit | |
| 1M | SISO | 2402 | -3.25 | <=30 | Pass |
| | | 2440 | -3.92 | <=30 | Pass |
| | | 2480 | -4.89 | <=30 | Pass |

4. Maximum Power Spectral Density

4.1 PSD

4.1.1 Test Result

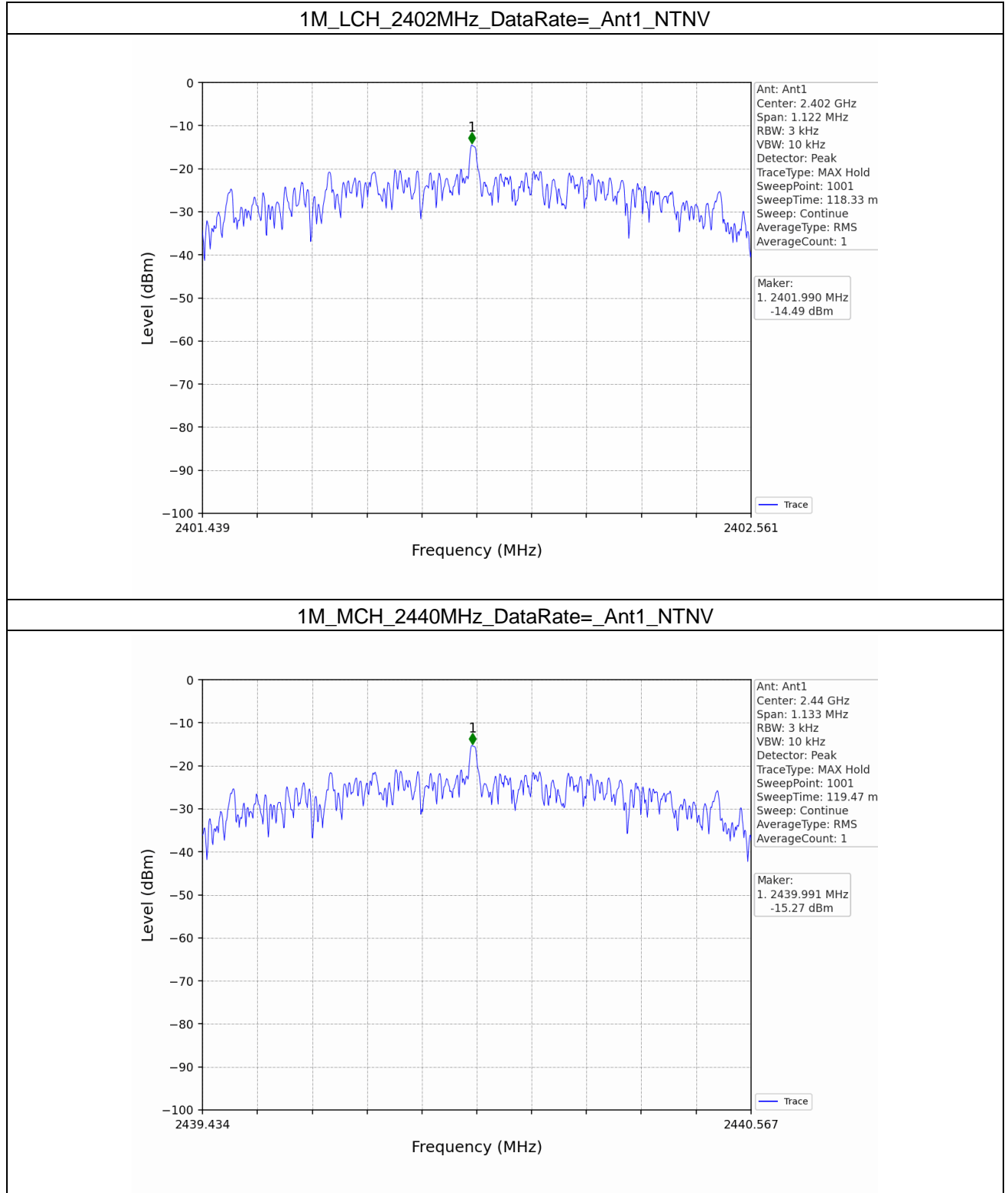
| Mode | TX Type | Frequency (MHz) | Maximum PSD (dBm/3kHz) | | Verdict |
|------|---------|-----------------|------------------------|-------|---------|
| | | | Ant1 | Limit | |
| 1M | SISO | 2402 | -14.49 | <=8 | Pass |
| | | 2440 | -15.27 | <=8 | Pass |
| | | 2480 | -16.02 | <=8 | Pass |



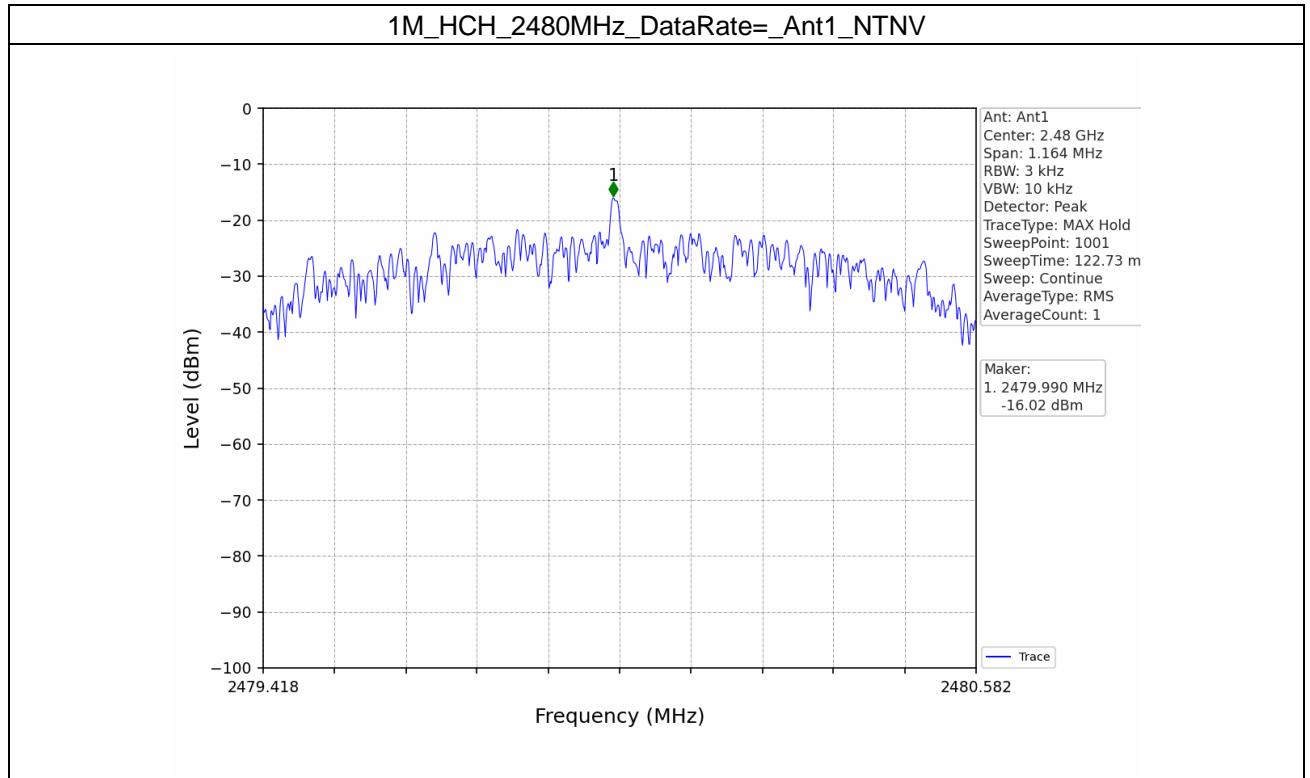
Unless otherwise agreed in writing, this document is issued by the Company subject to its General Conditions of Service printed overleaf, available on request or accessible at <http://www.sgs.com/en/Terms-and-Conditions.aspx> and, for electronic format documents, subject to Terms and Conditions for Electronic Documents at <http://www.sgs.com/en/terms-and-Conditions/Terms-e-Documents.aspx>. Attention is drawn to the limitation of liability, indemnification and jurisdiction issues defined therein. Any holder of this document is advised that information contained hereon reflects the Company's findings at the time of its intervention only and within the limits of Client's instructions, if any. The Company's sole responsibility is to its Client and this document does not exonerate parties to a transaction from exercising all their rights and obligations under the transaction documents. This document cannot be reproduced except in full, without prior written approval of the Company. Any unauthorized alteration, forgery or falsification of the content or appearance of this document is unlawful and offenders may be prosecuted to the fullest extent of the law. Unless otherwise stated the results shown in this test report refer only to the sample(s) tested and such sample(s) are retained for 30 days only.

Attention: To check the authenticity of testing /inspection report & certificate, please contact us at telephone: (86-755) 8307 1443, or email: CN.Doccheck@sgs.com

4.1.2 Test Graph



Unless otherwise agreed in writing, this document is issued by the Company subject to its General Conditions of Service printed overleaf, available on request or accessible at <http://www.sgs.com/en/Terms-and-Conditions.aspx> and, for electronic format documents, subject to Terms and Conditions for Electronic Documents at <http://www.sgs.com/en/terms-and-Conditions/Terms-e-Documents.aspx>. Attention is drawn to the limitation of liability, indemnification and jurisdiction issues defined therein. Any holder of this document is advised that information contained hereon reflects the Company's findings at the time of its intervention only and within the limits of Client's instructions, if any. The Company's sole responsibility is to its Client and this document does not exonerate parties to a transaction from exercising all their rights and obligations under the transaction documents. This document cannot be reproduced except in full, without prior written approval of the Company. Any unauthorized alteration, forgery or falsification of the content or appearance of this document is unlawful and offenders may be prosecuted to the fullest extent of the law. Unless otherwise stated the results shown in this test report refer only to the sample(s) tested and such sample(s) are retained for 30 days only.



Unless otherwise agreed in writing, this document is issued by the Company subject to its General Conditions of Service printed overleaf, available on request or accessible at <http://www.sgs.com/en/Terms-and-Conditions.aspx> and, for electronic format documents, subject to Terms and Conditions for Electronic Documents at <http://www.sgs.com/en/Terms-and-Conditions/Terms-e-Documents.aspx>. Attention is drawn to the limitation of liability, indemnification and jurisdiction issues defined therein. Any holder of this document is advised that information contained hereon reflects the Company's findings at the time of its intervention only and within the limits of Client's instructions, if any. The Company's sole responsibility is to its Client and this document does not exonerate parties to a transaction from exercising all their rights and obligations under the transaction documents. This document cannot be reproduced except in full, without prior written approval of the Company. Any unauthorized alteration, forgery or falsification of the content or appearance of this document is unlawful and offenders may be prosecuted to the fullest extent of the law. Unless otherwise stated the results shown in this test report refer only to the sample(s) tested and such sample(s) are retained for 30 days only.

Attention: To check the authenticity of testing /inspection report & certificate, please contact us at telephone: (86-755) 8307 1443, or email: CN.Doccheck@sgs.com

SGS-CSTC Standards Technical Services Co., Ltd. | No.198 Kezhu Road, Sciotech Park, Guangzhou Economic & Technology Development District, Guangzhou, China 510663 | t (86-20) 82155555 f (86-20) 82075058 | www.sgs.com.cn
Guangzhou Branch | 中国·广州·经济技术开发区科学城科珠路198号 | 邮编: 510663 | t (86-20) 82155555 f (86-20) 82075058 | sgs.china@sgs.com

5. Unwanted Emissions In Non-restricted Frequency Bands

5.1 Ref

5.1.1 Test Result

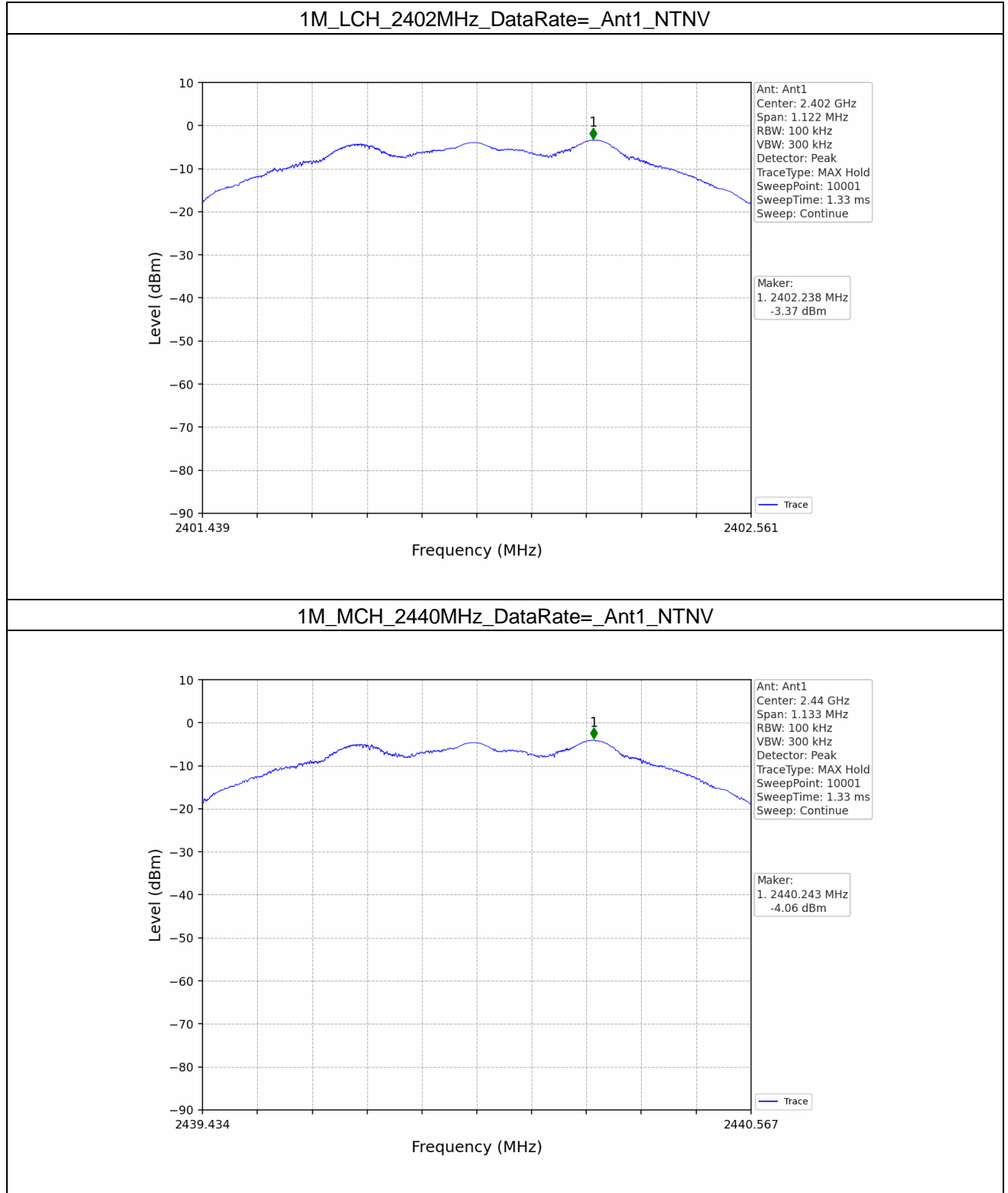
| Mode | TX Type | Frequency (MHz) | Ant | Level of Reference (dBm) |
|------|---------|-----------------|-----|--------------------------|
| 1M | SISO | 2402 | 1 | -3.37 |
| | | 2440 | 1 | -4.06 |
| | | 2480 | 1 | -5.06 |



Unless otherwise agreed in writing, this document is issued by the Company subject to its General Conditions of Service printed overleaf, available on request or accessible at <http://www.sgs.com/en/Terms-and-Conditions.aspx> and, for electronic format documents, subject to Terms and Conditions for Electronic Documents at <http://www.sgs.com/en/terms-and-Conditions/Terms-e-Documents.aspx>. Attention is drawn to the limitation of liability, indemnification and jurisdiction issues defined therein. Any holder of this document is advised that information contained hereon reflects the Company's findings at the time of its intervention only and within the limits of Client's instructions, if any. The Company's sole responsibility is to its Client and this document does not exonerate parties to a transaction from exercising all their rights and obligations under the transaction documents. This document cannot be reproduced except in full, without prior written approval of the Company. Any unauthorized alteration, forgery or falsification of the content or appearance of this document is unlawful and offenders may be prosecuted to the fullest extent of the law. Unless otherwise stated the results shown in this test report refer only to the sample(s) tested and such sample(s) are retained for 30 days only.

Attention: To check the authenticity of testing /inspection report & certificate, please contact us at telephone: (86-755) 8307 1443, or email: CN.Doccheck@sgs.com

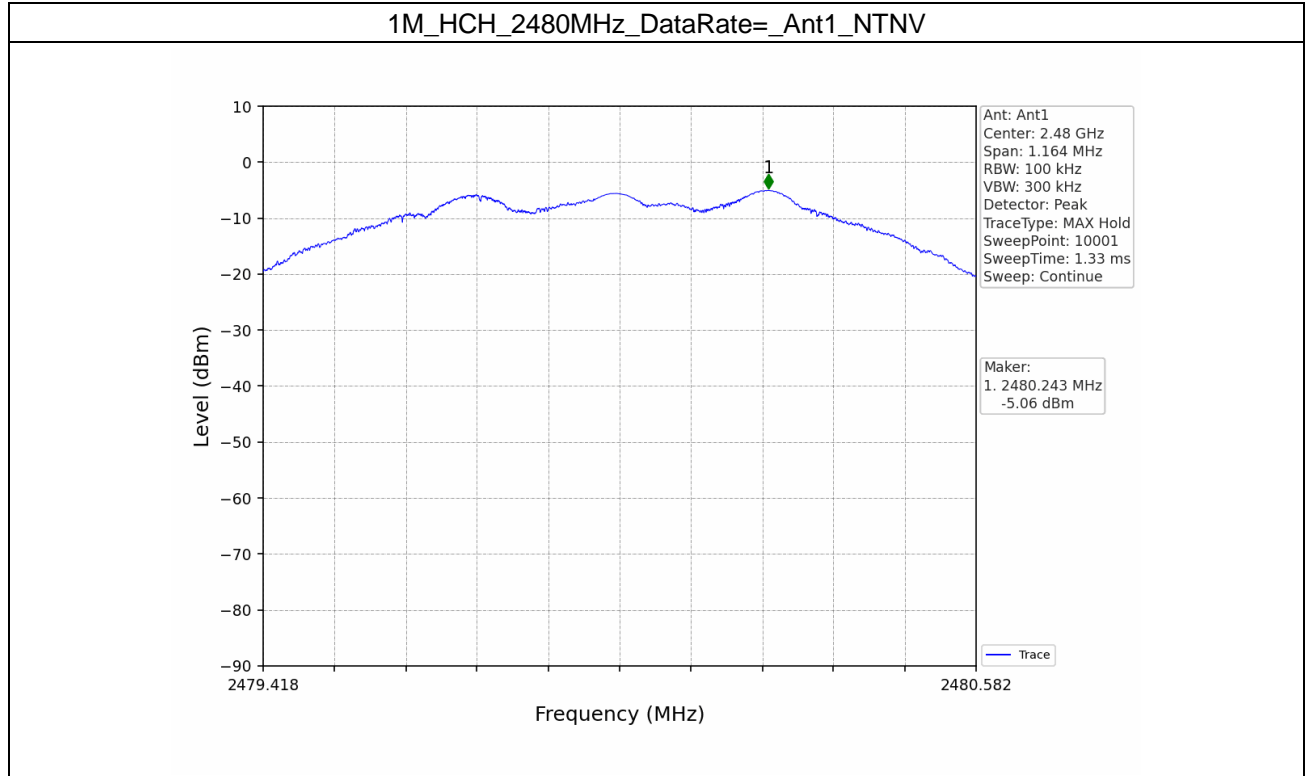
5.1.2 Test Graph



Unless otherwise agreed in writing, this document is issued by the Company subject to its General Conditions of Service printed overleaf, available on request or accessible at <http://www.sgs.com/en/Terms-and-Conditions.aspx> and, for electronic format documents, subject to Terms and Conditions for Electronic Documents at <http://www.sgs.com/en/terms-and-Conditions/Terms-e-Documents.aspx>. Attention is drawn to the limitation of liability, indemnification and jurisdiction issues defined therein. Any holder of this document is advised that information contained hereon reflects the Company's findings at the time of its intervention only and within the limits of Client's instructions, if any. The Company's sole responsibility is to its Client and this document does not exonerate parties to a transaction from exercising all their rights and obligations under the transaction documents. This document cannot be reproduced except in full, without prior written approval of the Company. Any unauthorized alteration, forgery or falsification of the content or appearance of this document is unlawful and offenders may be prosecuted to the fullest extent of the law. Unless otherwise stated the results shown in this test report refer only to the sample(s) tested and such sample(s) are retained for 30 days only.

Attention: To check the authenticity of testing /inspection report & certificate, please contact us at telephone: (86-755) 8307 1443, or email: CN.Doccheck@sgs.com

SGS-CSTC Standards Technical Services Co., Ltd. | No.198 Kezhu Road, Sciencetech Park, Guangzhou Economic & Technology Development District, Guangzhou, China 510663 t (86-20) 82155555 f (86-20) 82075058 www.sgs.com.cn
Guangzhou branch Testing Center EEC Laboratory | 中国·广州·经济技术开发区科学城科珠路198号 邮编: 510663 t (86-20) 82155555 f (86-20) 82075058 sgs.china@sgs.com



Unless otherwise agreed in writing, this document is issued by the Company subject to its General Conditions of Service printed overleaf, available on request or accessible at <http://www.sgs.com/en/Terms-and-Conditions.aspx> and, for electronic format documents, subject to Terms and Conditions for Electronic Documents at <http://www.sgs.com/en/Terms-and-Conditions/Terms-e-Documents.aspx>. Attention is drawn to the limitation of liability, indemnification and jurisdiction issues defined therein. Any holder of this document is advised that information contained hereon reflects the Company's findings at the time of its intervention only and within the limits of Client's instructions, if any. The Company's sole responsibility is to its Client and this document does not exonerate parties to a transaction from exercising all their rights and obligations under the transaction documents. This document cannot be reproduced except in full, without prior written approval of the Company. Any unauthorized alteration, forgery or falsification of the content or appearance of this document is unlawful and offenders may be prosecuted to the fullest extent of the law. Unless otherwise stated the results shown in this test report refer only to the sample(s) tested and such sample(s) are retained for 30 days only.

Attention: To check the authenticity of testing /inspection report & certificate, please contact us at telephone: (86-755) 8307 1443, or email: CN.Doccheck@sgs.com

5.2 CSE

5.2.1 Test Result

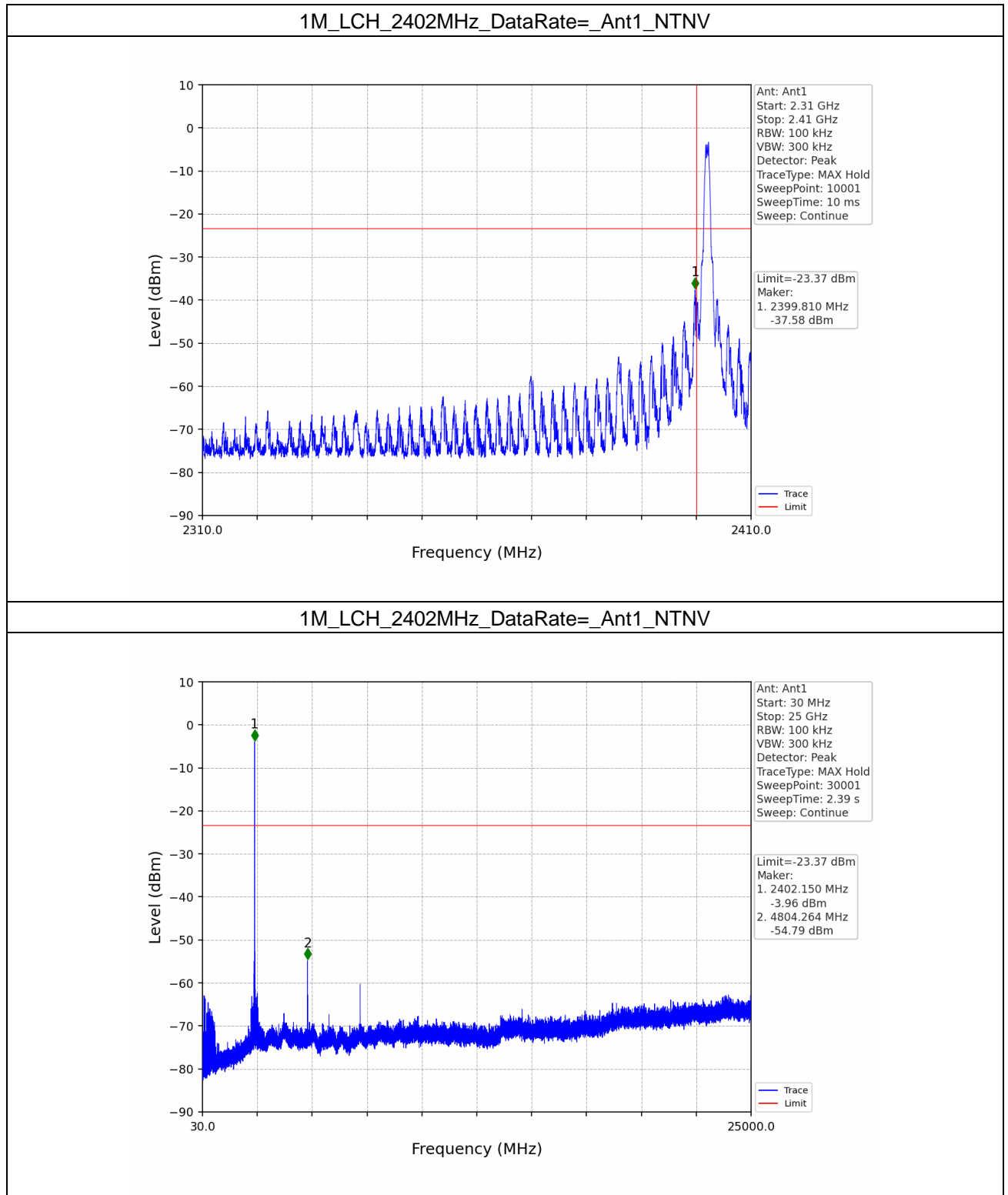
| Mode | TX Type | Frequency (MHz) | Ant | Level of Reference (dBm) | Limit (dBm) | Verdict |
|------|---------|-----------------|-----|--------------------------|-------------|---------|
| 1M | SISO | 2402 | 1 | -3.37 | -23.37 | Pass |
| | | 2440 | 1 | -3.37 | -23.37 | Pass |
| | | 2480 | 1 | -3.37 | -23.37 | Pass |



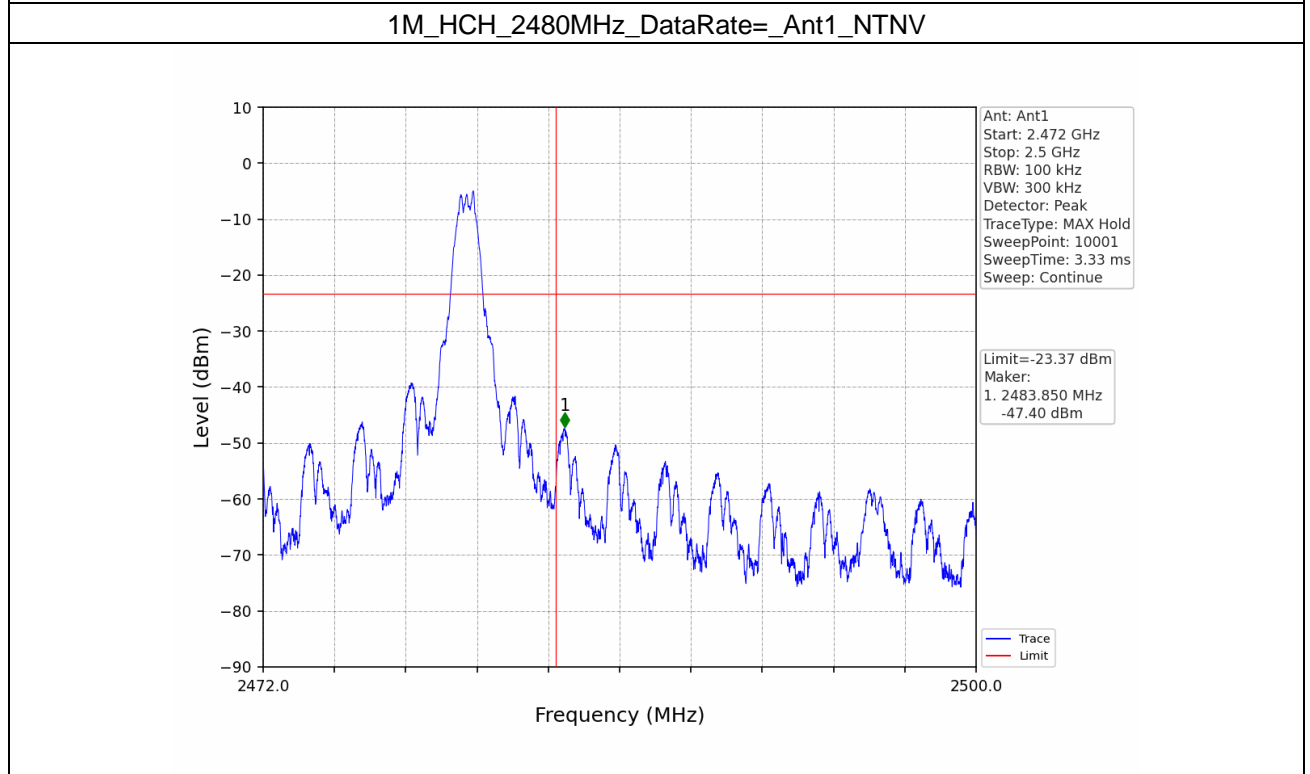
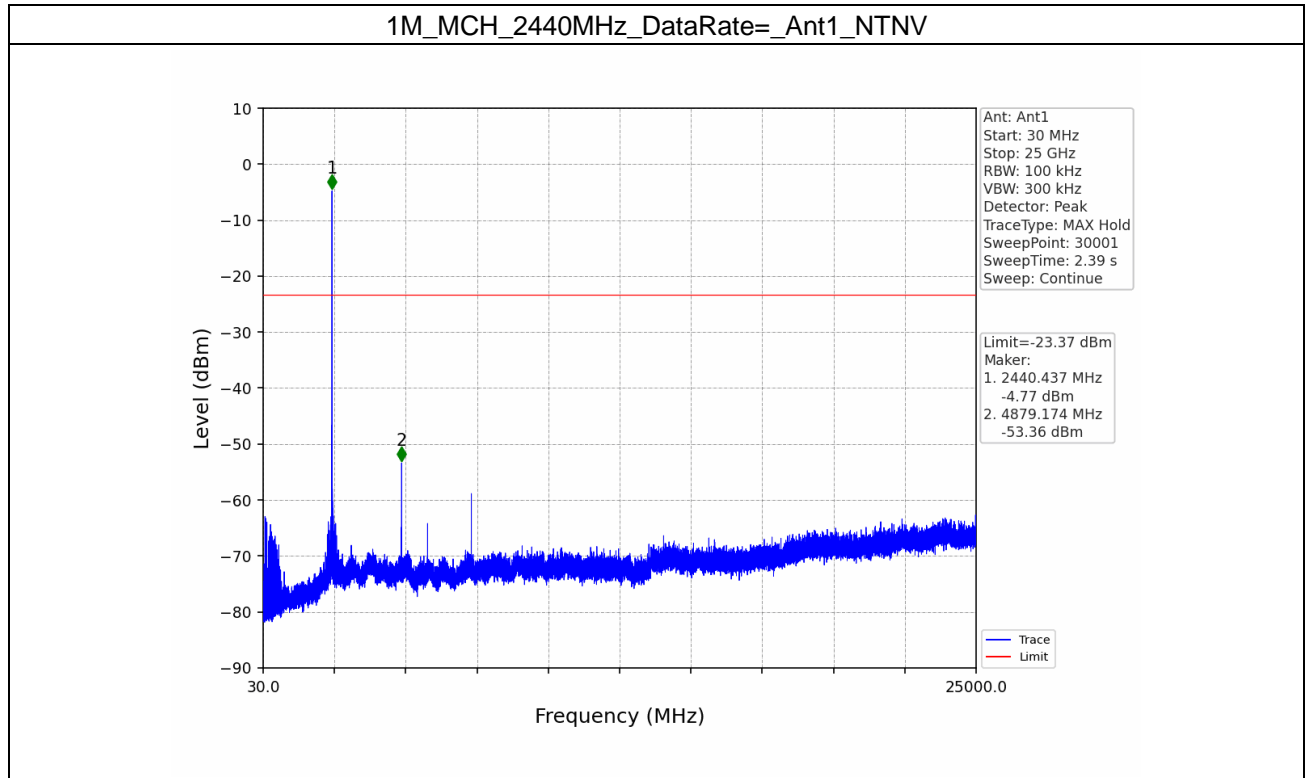
Unless otherwise agreed in writing, this document is issued by the Company subject to its General Conditions of Service printed overleaf, available on request or accessible at <http://www.sgs.com/en/Terms-and-Conditions.aspx> and, for electronic format documents, subject to Terms and Conditions for Electronic Documents at <http://www.sgs.com/en/terms-and-Conditions/Terms-e-Documents.aspx>. Attention is drawn to the limitation of liability, indemnification and jurisdiction issues defined therein. Any holder of this document is advised that information contained hereon reflects the Company's findings at the time of its intervention only and within the limits of Client's instructions, if any. The Company's sole responsibility is to its Client and this document does not exonerate parties to a transaction from exercising all their rights and obligations under the transaction documents. This document cannot be reproduced except in full, without prior written approval of the Company. Any unauthorized alteration, forgery or falsification of the content or appearance of this document is unlawful and offenders may be prosecuted to the fullest extent of the law. Unless otherwise stated the results shown in this test report refer only to the sample(s) tested and such sample(s) are retained for 30 days only.

Attention: To check the authenticity of testing /inspection report & certificate, please contact us at telephone: (86-755) 8307 1443, or email: CN.Doccheck@sgs.com

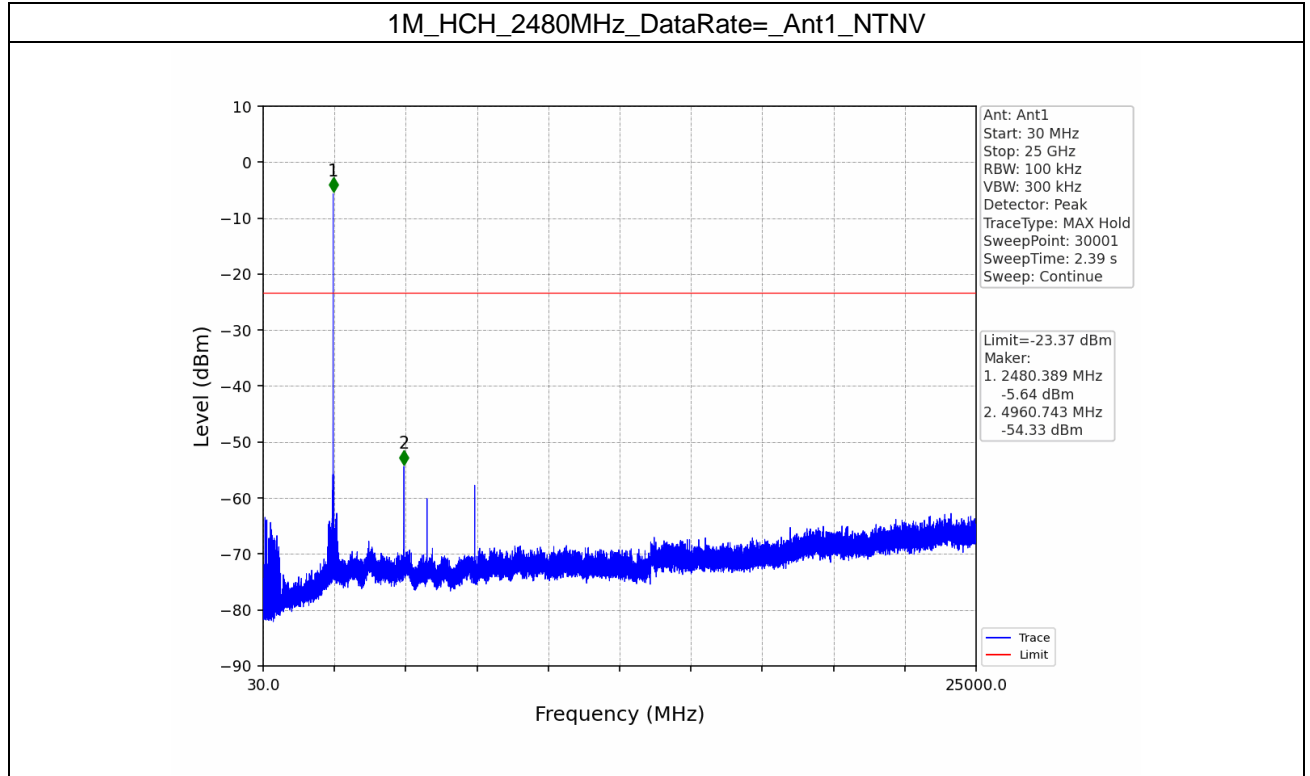
5.2.2 Test Graph



Unless otherwise agreed in writing, this document is issued by the Company subject to its General Conditions of Service printed overleaf, available on request or accessible at <http://www.sgs.com/en/Terms-and-Conditions.aspx> and, for electronic format documents, subject to Terms and Conditions for Electronic Documents at <http://www.sgs.com/en/terms-and-Conditions/Terms-e-Document.aspx>. Attention is drawn to the limitation of liability, indemnification and jurisdiction issues defined therein. Any holder of this document is advised that information contained herein reflects the Company's findings at the time of its intervention only and within the limits of Client's instructions, if any. The Company's sole responsibility is to its Client and this document does not exonerate parties to a transaction from exercising all their rights and obligations under the transaction documents. This document cannot be reproduced except in full, without prior written approval of the Company. Any unauthorized alteration, forgery or falsification of the content or appearance of this document is unlawful and offenders may be prosecuted to the fullest extent of the law. Unless otherwise stated the results shown in this test report refer only to the sample(s) tested and such sample(s) are retained for 30 days only.



Unless otherwise agreed in writing, this document is issued by the Company subject to its General Conditions of Service printed overleaf, available on request or accessible at <http://www.sgs.com/en/Terms-and-Conditions.aspx> and, for electronic format documents, subject to Terms and Conditions for Electronic Documents at <http://www.sgs.com/en/terms-and-conditions/Terms-e-Documents.aspx>. Attention is drawn to the limitation of liability, indemnification and jurisdiction issues defined therein. Any holder of this document is advised that information contained herein reflects the Company's findings at the time of its intervention only and within the limits of Client's instructions, if any. The Company's sole responsibility is to its Client and this document does not exonerate parties to a transaction from exercising all their rights and obligations under the transaction documents. This document cannot be reproduced except in full, without prior written approval of the Company. Any unauthorized alteration, forgery or falsification of the content or appearance of this document is unlawful and offenders may be prosecuted to the fullest extent of the law. Unless otherwise stated the results shown in this test report refer only to the sample(s) tested and such sample(s) are retained for 30 days only.



Unless otherwise agreed in writing, this document is issued by the Company subject to its General Conditions of Service printed overleaf, available on request or accessible at <http://www.sgs.com/en/Terms-and-Conditions.aspx> and, for electronic format documents, subject to Terms and Conditions for Electronic Documents at <http://www.sgs.com/en/Terms-and-Conditions/Terms-e-Documents.aspx>. Attention is drawn to the limitation of liability, indemnification and jurisdiction issues defined therein. Any holder of this document is advised that information contained hereon reflects the Company's findings at the time of its intervention only and within the limits of Client's instructions, if any. The Company's sole responsibility is to its Client and this document does not exonerate parties to a transaction from exercising all their rights and obligations under the transaction documents. This document cannot be reproduced except in full, without prior written approval of the Company. Any unauthorized alteration, forgery or falsification of the content or appearance of this document is unlawful and offenders may be prosecuted to the fullest extent of the law. Unless otherwise stated the results shown in this test report refer only to the sample(s) tested and such sample(s) are retained for 30 days only.

Attention: To check the authenticity of testing /inspection report & certificate, please contact us at telephone: (86-755) 8307 1443, or email: CN.Doccheck@sgs.com

SGS-CSTC Standards Technical Services Co., Ltd. No.198 Kezhu Road, Sciotech Park, Guangzhou Economic & Technology Development District, Guangzhou, China 510663 t (86-20) 82155555 f (86-20) 82075058 www.sgs.com.cn
Guangzhou Branch Testing Center EEC Laboratory 中国·广州·经济技术开发区科学城科珠路198号 邮编: 510663 t (86-20) 82155555 f (86-20) 82075058 sgs.china@sgs.com

6. Form731

6.1 Form731

6.1.1 Test Result

| Lower Freq | High Freq | MAX Power (W) | MAX Power (dBm) |
|------------|-----------|---------------|-----------------|
| 2402 | 2480 | 0.0005 | -3.25 |

- End of the Report -



Unless otherwise agreed in writing, this document is issued by the Company subject to its General Conditions of Service printed overleaf, available on request or accessible at <http://www.sgs.com/en/Terms-and-Conditions.aspx> and, for electronic format documents, subject to Terms and Conditions for Electronic Documents at <http://www.sgs.com/en/terms-and-Conditions/Terms-e-Documents.aspx>. Attention is drawn to the limitation of liability, indemnification and jurisdiction issues defined therein. Any holder of this document is advised that information contained hereon reflects the Company's findings at the time of its intervention only and within the limits of Client's instructions, if any. The Company's sole responsibility is to its Client and this document does not exonerate parties to a transaction from exercising all their rights and obligations under the transaction documents. This document cannot be reproduced except in full, without prior written approval of the Company. Any unauthorized alteration, forgery or falsification of the content or appearance of this document is unlawful and offenders may be prosecuted to the fullest extent of the law. Unless otherwise stated the results shown in this test report refer only to the sample(s) tested and such sample(s) are retained for 30 days only.

Attention: To check the authenticity of testing /inspection report & certificate, please contact us at telephone: (86-755) 8307 1443, or email: CN.Doccheck@sgs.com