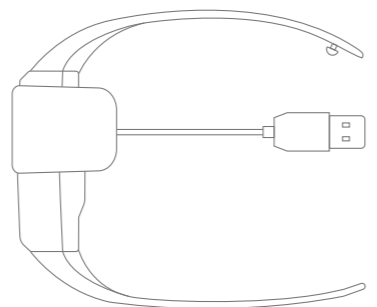


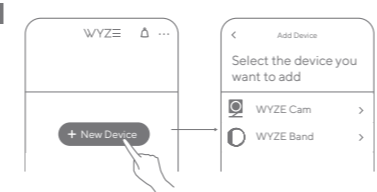
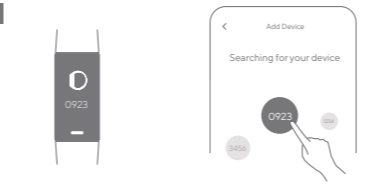


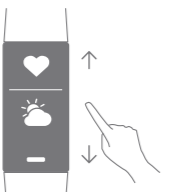
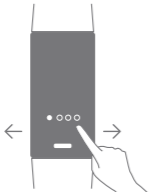

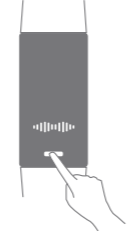
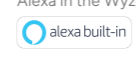
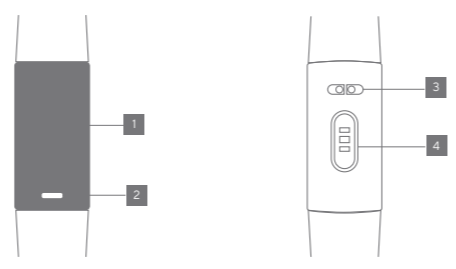



WYZEBAND-KSZP01 V1.5.2 Front

<p style="text-align: center;">WYZE BAND QUICK START GUIDE</p>	<p>ACTIVATION</p> <ol style="list-style-type: none"> 1 Please plug the charger into a standard USB port (5W, 1A) and attach the Wyze Band with the clip end so that the charging ports make contact. 2 Wyze Band comes fully charged. Charging it will activate the band. Your Wyze Band screen will light up when it is ready for setup. 	<p>SETUP</p> <ol style="list-style-type: none"> 1 Download the Wyze app by scanning the QR code below.  <p>Or download directly from the Apple App Store or Google Play.</p>  <ol style="list-style-type: none"> 2 Sign up for an account if you do not already have one and log in. Please make sure Bluetooth is turned on for the Wyze app. 	<ol style="list-style-type: none"> 3  <p>Click on Add New Device and select WYZE Band from the list.</p> <ol style="list-style-type: none"> 4  <p>Wait for the same 4-digit code that is shown on your Wyze Band screen. Select it to start pairing.</p>	<ol style="list-style-type: none"> 5  <p>Wait for "Confirm the binding" to appear on your Wyze Band and click "OK" to complete the pairing.</p> <ol style="list-style-type: none"> 6  <p>When the clock screen shows on your Wyze Band the setup process is completed. Enjoy your Wyze Band!</p>
---	--	---	--	--

WYZEBAND-KSZP01 V1.5.2 Back

<p>CONTROLS</p> <p>Swipe up to unlock the Wyze Band screen. Click on the icons to access each function. You can rearrange the functions using the Wyze app.</p>  <p>Swipe up and down to view different functions.</p>  <p>Swipe left and right to see additional features for that function.</p>	 <p>Click on the Home button at the bottom of the screen to return to the previous level or the clock face.</p>  <p>Long press the Home Button to wake up Alexa.</p> <p>Tip: You will have to authorize Alexa in the Wyze App.</p> 	<p>IN THE BOX</p> <p>Wyze Band x1 Quick Start Guide x1 USB Charger x1</p>  <ol style="list-style-type: none"> 1 Touch Screen 2 Home Button 3 Charging Port 4 Heart Rate Sensor 	<p>FCC Warning:</p> <p>This device complies with part 15 of the FCC Rules. Operation is subject to the following two conditions:</p> <ol style="list-style-type: none"> (1) This device may not cause harmful interference, and (2) this device must accept any interference received, including interference that may cause undesired operation. <p>Any changes or modifications not expressly approved by the party responsible for compliance could void the user's authority to operate the equipment.</p> <p>Note: This equipment has been tested and found to comply with the limits for a Class B digital device, pursuant to part 15 of the FCC Rules. These limits are designed to provide reasonable protection against harmful interference in a residential installation. This equipment generates uses and can radiate radio frequency energy and, if not installed and used in accordance with the instructions, may cause harmful interference to radio communications. However, there is no guarantee that interference will not occur in a particular installation. If this equipment does cause harmful interference to radio or television reception, which can be determined by turning the equipment off and on, the user is encouraged to try to correct the interference by one or more of the following measures:</p>	<p>-Reorient or relocate the receiving antenna. -Increase the separation between the equipment and receiver. -Connect the equipment into an outlet on a circuit different from that to which the receiver is connected. -Consult the dealer or an experienced radio/TV technician for help.</p> <p>The device has been evaluated to meet general RF exposure requirement. The device can be used in portable exposure condition without restriction. FCC ID: 2AUJL-WWAB1</p> <p>NEED HELP?</p> <p>Resources & Support support.wyze.com</p> <p>Community https://wyze.com/community</p>  <p>Scan the QR code to learn more.</p>
--	---	--	--	---