



## EXHIBIT 2 - EUT EXTERNAL PHOTOGRAPHS

<p><b>EUT View 1</b></p>	 <p>A photograph showing the external components of the EUT. On the left is a black rectangular device with a screen and two circular buttons at the top. To its right are two cables: one with a black connector and another with a white connector and multiple colored wires. Below these is a black power supply unit with two prongs. A ruler is placed vertically to the left of the device for scale, showing measurements in millimeters.</p>
<p><b>EUT View 2</b></p>	 <p>A photograph showing the EUT device from a different perspective. The device is black with a screen and two circular buttons on the right side. A ruler is placed vertically to the left of the device for scale, showing measurements in millimeters.</p>


**EUT View 3**




**EUT View 4**



**EUT View 5**



**EUT View 6**



**EUT View 7**



**EUT View 8**

