




EXHIBIT 2 - EUT EXTERNAL PHOTOGRAPHS

<p>EUT View 1</p>	 <p>This photograph shows the external components of the EUT. On the left is the device itself, a black rectangular unit with a screen and a small square button at the bottom. To its right is a silver metal frame with a central rectangular cutout and several mounting holes. Further right is a black power adapter with a three-pronged plug and a cable. A multi-colored ribbon cable is also visible. The items are laid out on a blue surface with a black ruler for scale.</p>
<p>EUT View 2</p>	 <p>This photograph provides a closer view of the EUT device. It is a black rectangular unit with a large screen area and a small square button at the bottom center. The device is positioned vertically on a blue background with a black ruler for scale.</p>


EUT View 3




EUT View 4




EUT View 5



EUT View 6



EUT View 7



EUT View 8

