







EXHIBIT 2 - EUT EXTERNAL PHOTOGRAPHS

<p>EUT View 1</p>	 <p>A photograph showing the external device (EUT) and its accessories. The device is a small, black, rectangular unit with a circular opening on the front. It is placed next to a black ruler for scale. To the right of the device is a coiled black power cord with a USB-A connector on one end and a USB-C connector on the other. Further to the right is a silver and black power adapter. The background is a blue textured surface.</p>
<p>EUT View 2</p>	 <p>A close-up photograph of the EUT external device. The device is a small, black, rectangular unit with a circular opening on the front. It is placed next to a black ruler for scale. The background is a blue textured surface.</p>

<p>EUT View 3</p>	
<p>EUT View 4</p>	

<p>EUT View 5</p>	
<p>EUT View 6</p>	

EUT View 7

