

Antenna  
Test Report

## BTU Antenna test report

Version 1.0.0

Date: 2021-05-07

NO: 000000001

Powered by



Intelligence  
Inside

Product Name:	BTU
Antenna Type:	PCB antenna
Writer:	Chenlei
Maximum	Gain: 1.08dBi
	Efficiency:35.73%

## Content

1. General Description .....	3
2. Technical Information .....	3
3. Test Standards .....	3
4. Test Item .....	4
5. Test Photo .....	4
Appendix A S11/VSWR .....	5
Appendix B Gain and Efficiency .....	5
Appendix C Radiation Pattern(1D and 3D) .....	6
Appendix D Test Setup Photo .....	9
Appendix E EUT Photo .....	错误！未定义书签。

## 1. General Description

EUT Name	BTU Antenna
Wireless type	BLE
Antenna Type	PCB antenna
Dimensions	Appendix A

## 2. Technical Information

Frequency Range	2402MHz~2480MHz
Test Frequency	2400,2410.....2500MHz

## 3. Test Standards

Identity	Document Title
IEEE 149-1979	IEEE Standard Test Procedures for Antennas

## 4. Test Item

Report Section	Description
Appendix B	S11/VSWR
Appendix C	Gain and Efficiency
Appendix D	Radiation Pattern (1D and 3D)

## 5. Test Photo

Report Section	Description
Appendix E	Test Setup Photo

## Appendix A Antenna Dimension



## Appendix B S11/VSWR

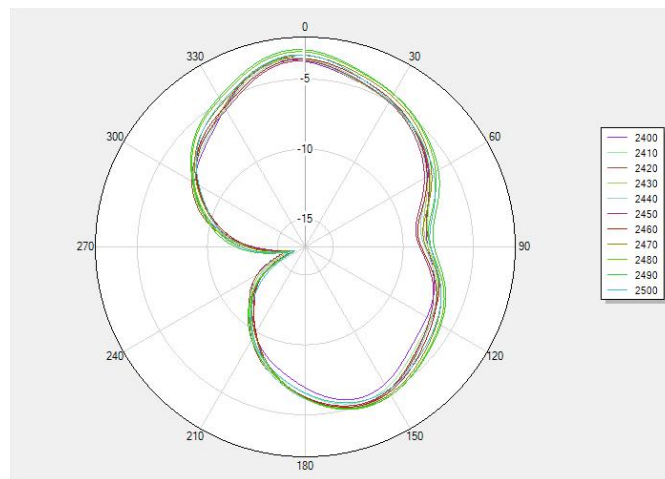
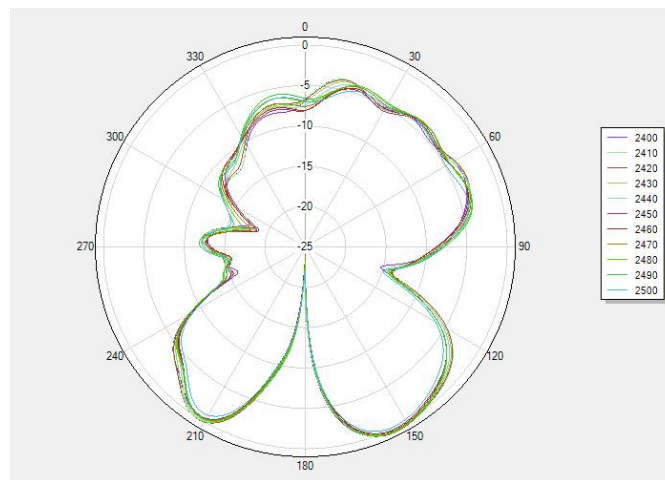
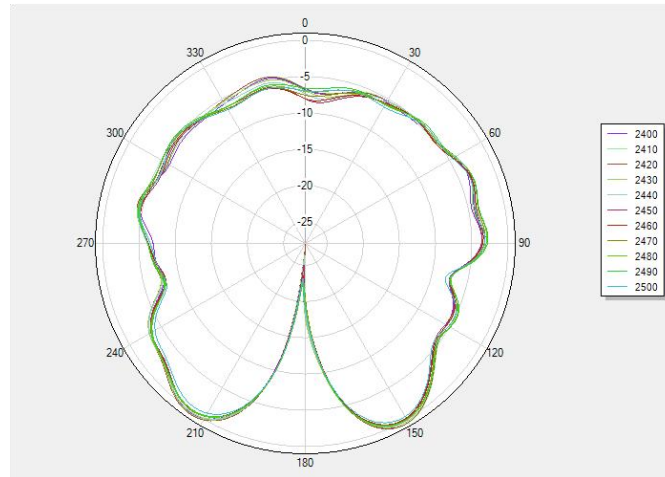
Frequency (MHz)	2400	2450	2500
Return Loss	-11.2	-13.12	-10.1
VSWR	1.8	1.6	1.9

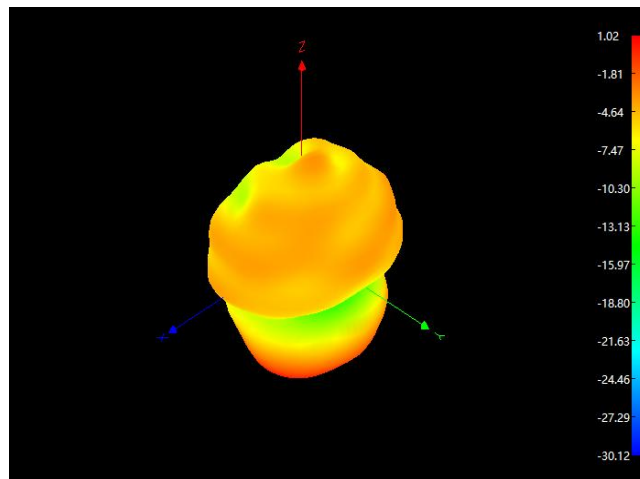
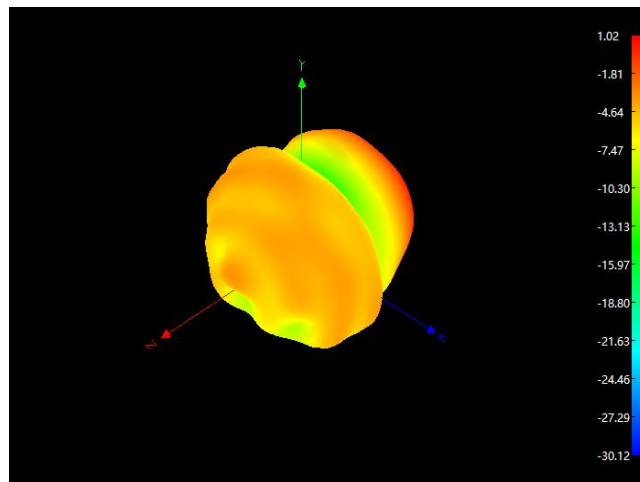
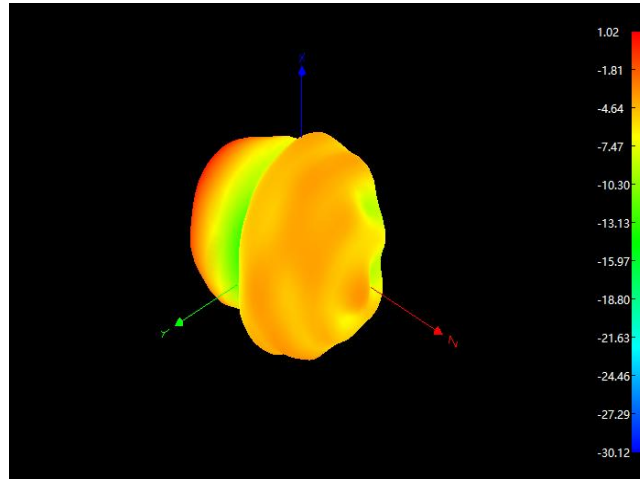
## Appendix C Gain and Efficiency

Frequency (MHz)	Efficiency(%)	Gain (dBi)
2400	35.24	1.02
2410	35.73	1.08

2420	35.24	1.01
2430	34.91	0.81
2440	33.96	0.73
2450	32.14	0.54
2460	32.06	0.65
2470	32.51	0.72
2480	33.96	0.76
2490	33.19	0.67
2500	30.97	0.14

## Appendix D Radiation Pattern(1D and 3D)







## Appendix E Test Setup Photo

