

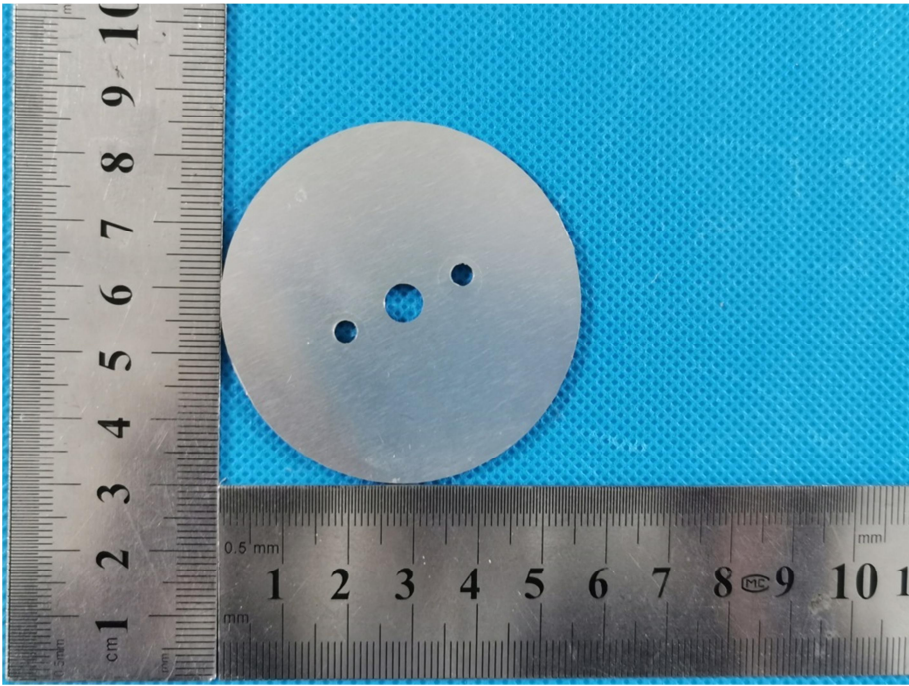



EXHIBIT 3 - EUT INTERNAL PHOTOGRAPHS

<p>EUT Housing and Board View 1</p>	 <p>A photograph showing the internal components of an EUT housing. A metal housing is open, revealing a printed circuit board (PCB) with various electronic components and wiring. A ruler is placed vertically on the left side of the housing for scale. The background is a blue textured surface.</p>
<p>Solder Board-Component View 1</p>	 <p>A close-up photograph of a circular solder board component. The component is a light-colored circular board with several yellow square components (likely LEDs) mounted on it. A ruler is placed vertically on the left side of the component for scale. The background is a blue textured surface.</p>

<p style="text-align: center;">Solder Board-Component View 2</p>	
<p style="text-align: center;">Solder Board-Component View 3</p>	

**Solder
Board-Component View
4**

