





EXHIBIT 3 - EUT INTERNAL PHOTOGRAPHS

<p>EUT Housing and Board View 1</p>	
<p>Solder Board-Component View 1</p>	

<p style="text-align: center;">Solder Board-Component View 2</p>	 A photograph of a green printed circuit board (PCB) component with various electronic components and solder joints. The component is placed on a blue textured background. A metal ruler is positioned vertically on the left side of the component, showing a scale from 1 to 14 centimeters. Another metal ruler is positioned horizontally below the component, showing a scale from 1 to 11 centimeters. The component is approximately 6 cm wide and 4 cm high.
<p style="text-align: center;">Solder Board-Component View 3</p>	 A photograph of a circular white PCB component with several yellow components and solder joints. The component is placed on a blue textured background. A metal ruler is positioned vertically on the left side of the component, showing a scale from 1 to 12 centimeters. Another metal ruler is positioned horizontally below the component, showing a scale from 1 to 9 centimeters. The component is approximately 4 cm in diameter. The text "LR8725-C3" is visible on the component.

