




## EXHIBIT 2 - EUT EXTERNAL PHOTOGRAPHS


<p><b>EUT View 1</b></p>	 <p>A photograph showing the front view of a white, rectangular electronic unit (EUT). The device features a central control panel with a small display and two buttons. To the right, four wires (green, red, black, and white) are connected to the device. A black ruler is placed vertically to the left of the device for scale, showing measurements in millimeters and centimeters. The background is a blue textured surface.</p>
<p><b>EUT View 2</b></p>	 <p>A photograph showing the back view of the same white electronic unit. The back panel is visible, showing the internal wiring terminals and the four wires (green, red, black, and white) connected to it. A black ruler is placed vertically to the left of the device for scale. The background is a blue textured surface.</p>



**EUT View 3**




**EUT View 4**





**EUT View 5**



**EUT View 6**

