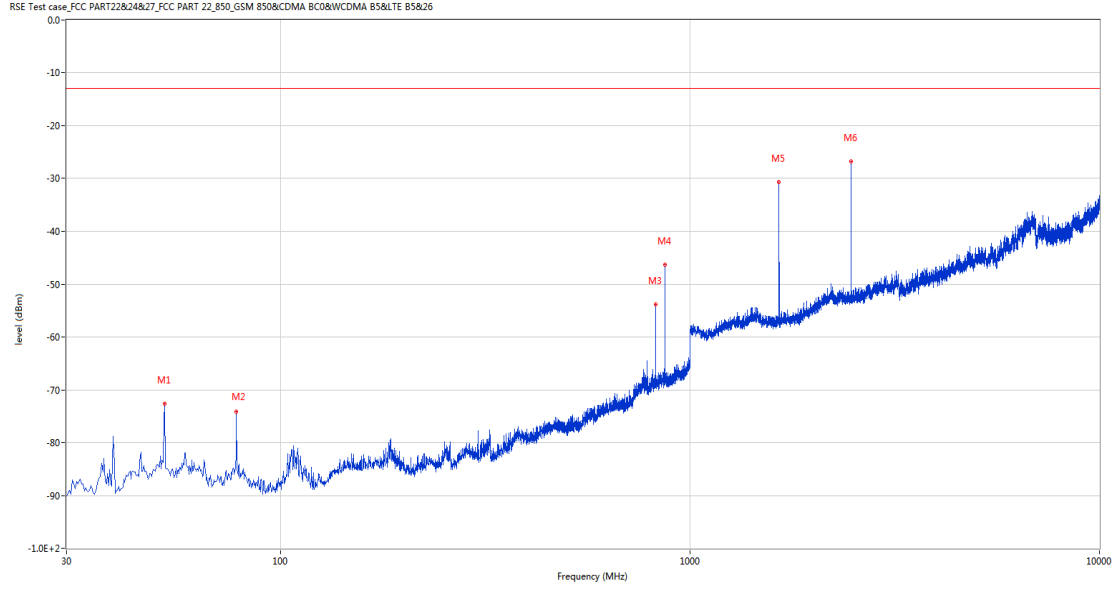


## **Annex A.7. Field Strength of Spurious Radiation**

# 1 GSM 850

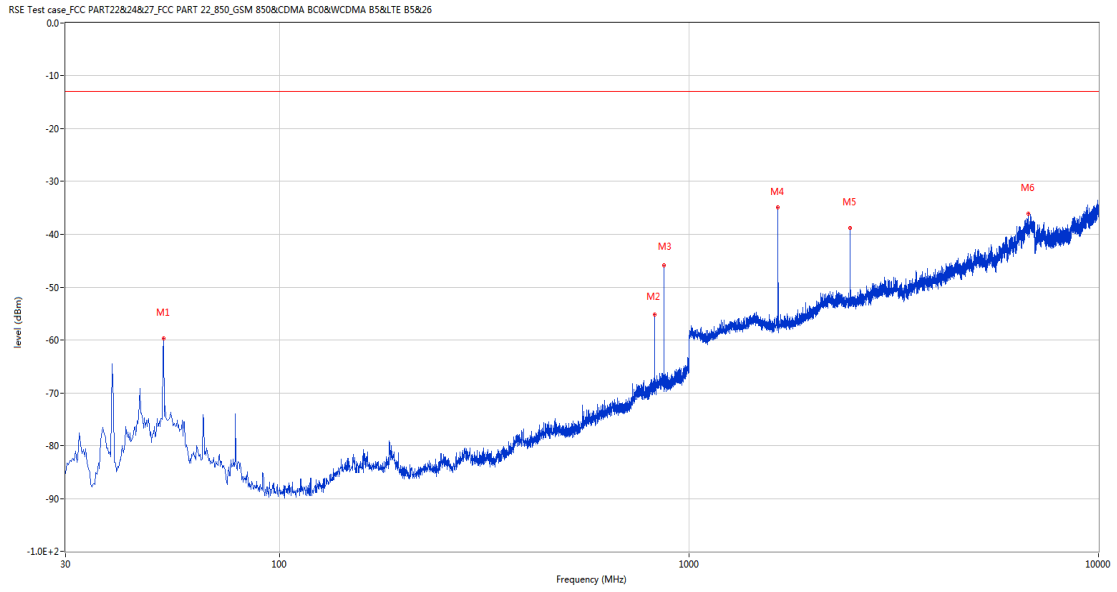
## 1.1 GSM 850 Low Channel

### RSE-H GSM 850 CH128



Frequency (MHz)	Result (dBm)	Factor (dB)	PK Limit (dBm)	Over Limit (dB)	Table (o)	ANT	EUT	Verdict
52.068	-72.69	-15.63	-13.0	-59.69	195.00	Horizontal	Horizontal	Pass
78.015	-74.18	-16.73	-13.0	-61.18	243.00	Horizontal	Horizontal	Pass
824.188	-53.82	1.34	-13.0	-40.82	243.00	Horizontal	Horizontal	N/A
869.050	-46.28	1.08	-13.0	-33.28	117.00	Horizontal	Horizontal	N/A
1649.000	-30.74	-4.02	-13.0	-17.74	220.00	Horizontal	Horizontal	Pass
2473.000	-26.69	0.97	-13.0	-13.69	153.00	Horizontal	Horizontal	Pass

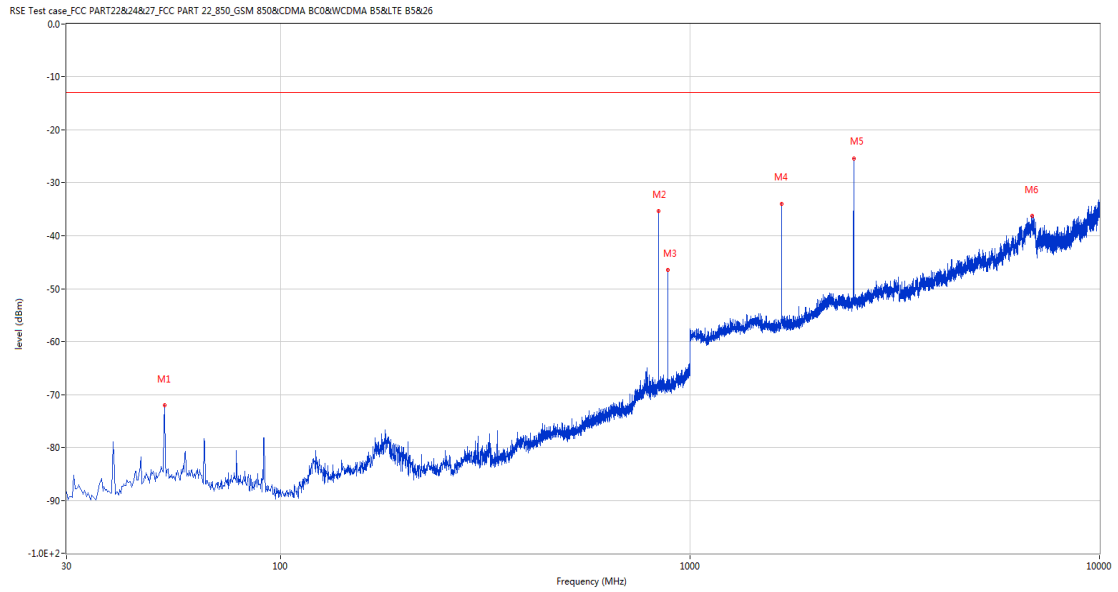
RSE-V GSM 850 CH128



Frequency (MHz)	Result (dBm)	Factor (dB)	PK Limit (dBm)	Over Limit (dB)	Table (o)	ANT	EUT	Verdict
52.068	-59.69	-15.63	-13.0	-46.69	89.00	Vertical	Horizontal	Pass
824.188	-55.24	1.34	-13.0	-42.24	210.00	Vertical	Horizontal	N/A
869.292	-45.90	1.05	-13.0	-32.90	279.00	Vertical	Horizontal	N/A
1649.000	-34.82	-4.02	-13.0	-21.82	140.00	Vertical	Horizontal	Pass
2473.000	-38.84	0.97	-13.0	-25.84	330.00	Vertical	Horizontal	Pass
6727.000	-36.05	16.81	-13.0	-23.05	120.00	Vertical	Horizontal	Pass

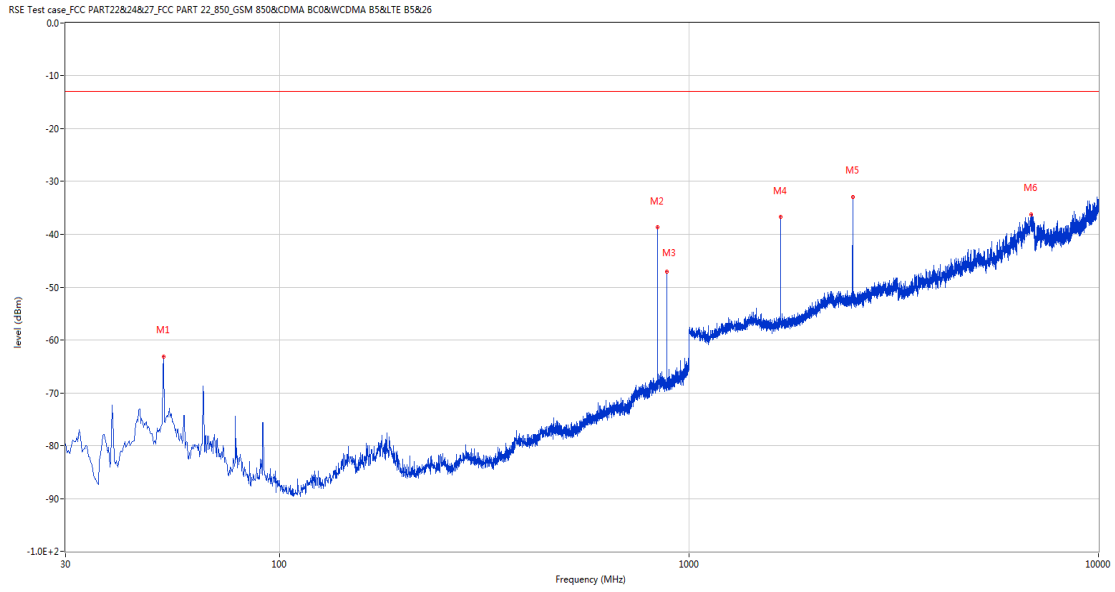
## 1.2 GSM 850 Middle Channel

RSE-H GSM 850 CH190



Frequency (MHz)	Result (dBm)	Factor (dB)	PK Limit (dBm)	Over Limit (dB)	Table (o)	ANT	EUT	Verdict
52.068	-72.06	-15.63	-13.0	-59.06	207.00	Horizontal	Horizontal	Pass
836.555	-35.39	1.92	-13.0	-22.39	132.00	Horizontal	Horizontal	N/A
881.660	-46.41	1.14	-13.0	-33.41	144.00	Horizontal	Horizontal	N/A
1673.500	-33.94	-3.67	-13.0	-20.94	214.00	Horizontal	Horizontal	Pass
2510.500	-25.46	1.31	-13.0	-12.46	145.00	Horizontal	Horizontal	Pass
6837.000	-36.24	18.16	-13.0	-23.24	41.00	Horizontal	Horizontal	Pass

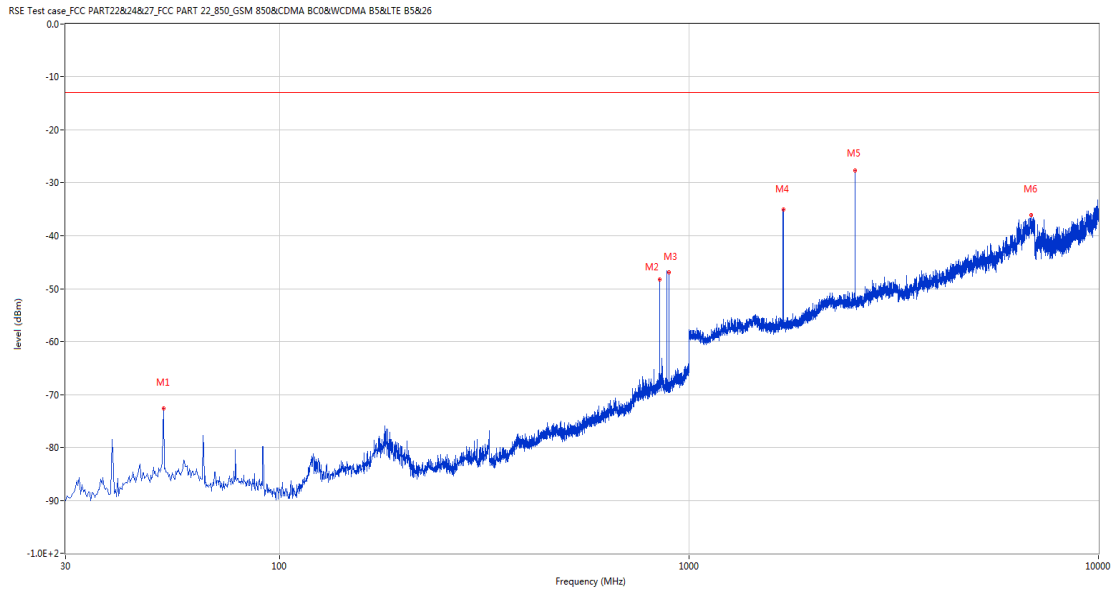
RSE-V GSM 850 CH190



Frequency (MHz)	Result (dBm)	Factor (dB)	PK Limit (dBm)	Over Limit (dB)	Table (o)	ANT	EUT	Verdict
52.068	-63.12	-15.63	-13.0	-50.12	128.00	Vertical	Horizontal	Pass
836.555	-38.68	1.92	-13.0	-25.68	191.00	Vertical	Horizontal	N/A
881.660	-47.13	1.14	-13.0	-34.13	276.00	Vertical	Horizontal	N/A
1673.500	-36.76	-3.67	-13.0	-23.76	135.00	Vertical	Horizontal	Pass
2510.000	-32.87	1.27	-13.0	-19.87	322.00	Vertical	Horizontal	Pass
6839.000	-36.19	18.25	-13.0	-23.19	73.00	Vertical	Horizontal	Pass

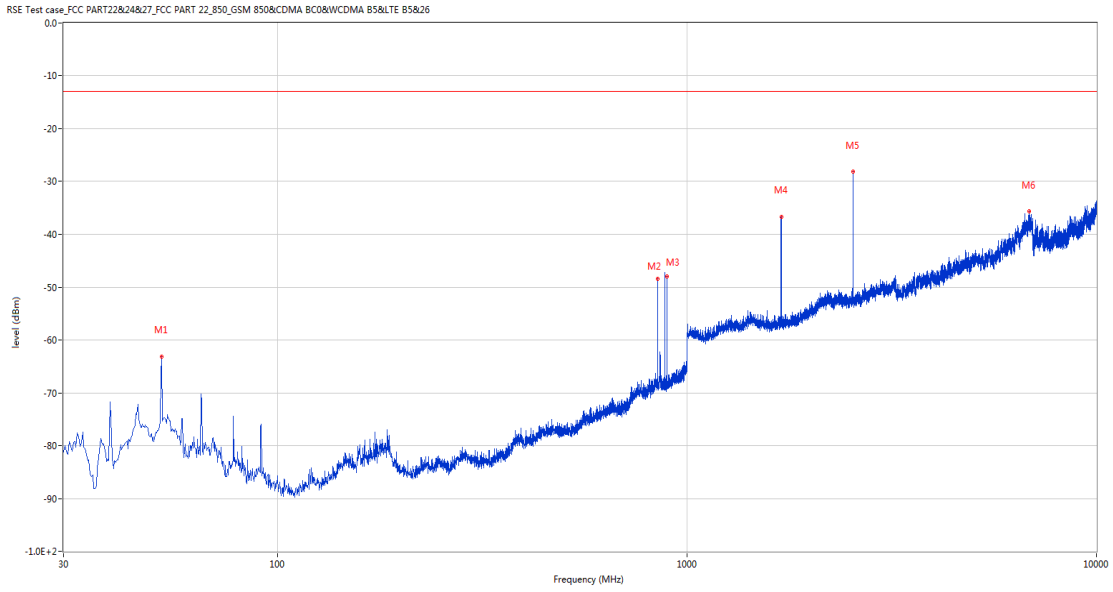
### 1.3 GSM 850 High Channel

#### RSE-H GSM 850 CH251



Frequency (MHz)	Result (dBm)	Factor (dB)	PK Limit (dBm)	Over Limit (dB)	Table (o)	ANT	EUT	Verdict
52.068	-72.65	-15.63	-13.0	-59.65	242.00	Horizontal	Horizontal	Pass
848.680	-48.23	2.03	-13.0	-35.23	129.00	Horizontal	Horizontal	N/A
893.785	-46.98	1.25	-13.0	-33.98	153.00	Horizontal	Horizontal	N/A
1698.000	-35.00	-3.87	-13.0	-22.00	281.00	Horizontal	Horizontal	Pass
2547.000	-27.71	1.44	-13.0	-14.71	146.00	Horizontal	Horizontal	Pass
6843.000	-36.08	18.09	-13.0	-23.08	142.00	Horizontal	Horizontal	Pass

RSE-V GSM 850 CH251

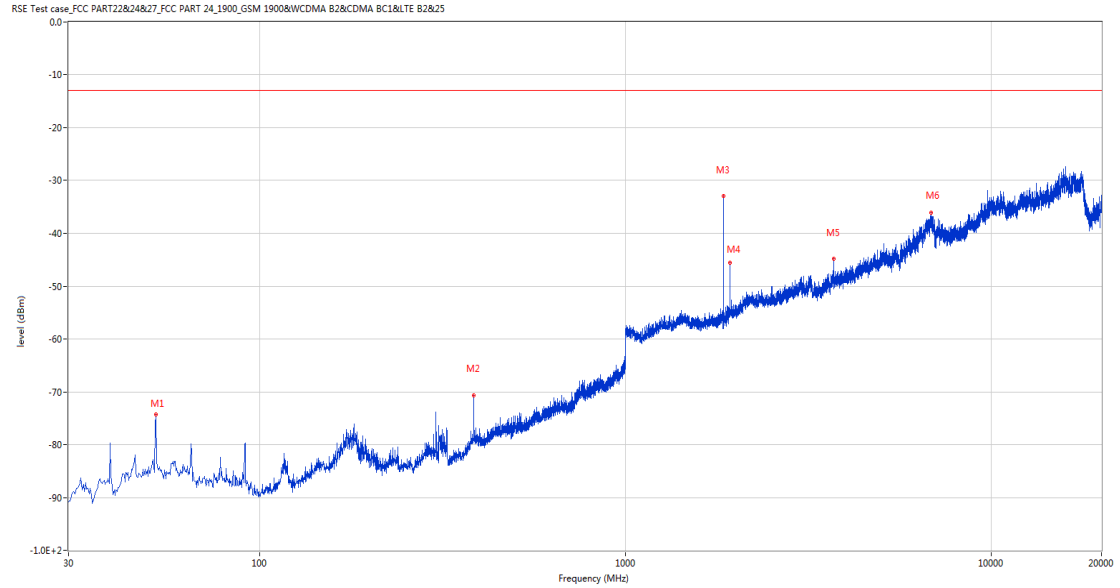


Frequency (MHz)	Result (dBm)	Factor (dB)	PK Limit (dBm)	Over Limit (dB)	Table (o)	ANT	EUT	Verdict
52.068	-63.10	-15.63	-13.0	-50.10	156.00	Vertical	Horizontal	Pass
848.680	-48.35	2.03	-13.0	-35.35	199.00	Vertical	Horizontal	N/A
893.785	-47.99	1.25	-13.0	-34.99	271.00	Vertical	Horizontal	N/A
1698.000	-36.65	-3.87	-13.0	-23.65	286.00	Vertical	Horizontal	Pass
2547.000	-28.17	1.44	-13.0	-15.17	20.00	Vertical	Horizontal	Pass
6850.000	-35.71	18.34	-13.0	-22.71	106.00	Vertical	Horizontal	Pass

## 2 GSM 1900

### 2.1 GSM 1900 Low Channel

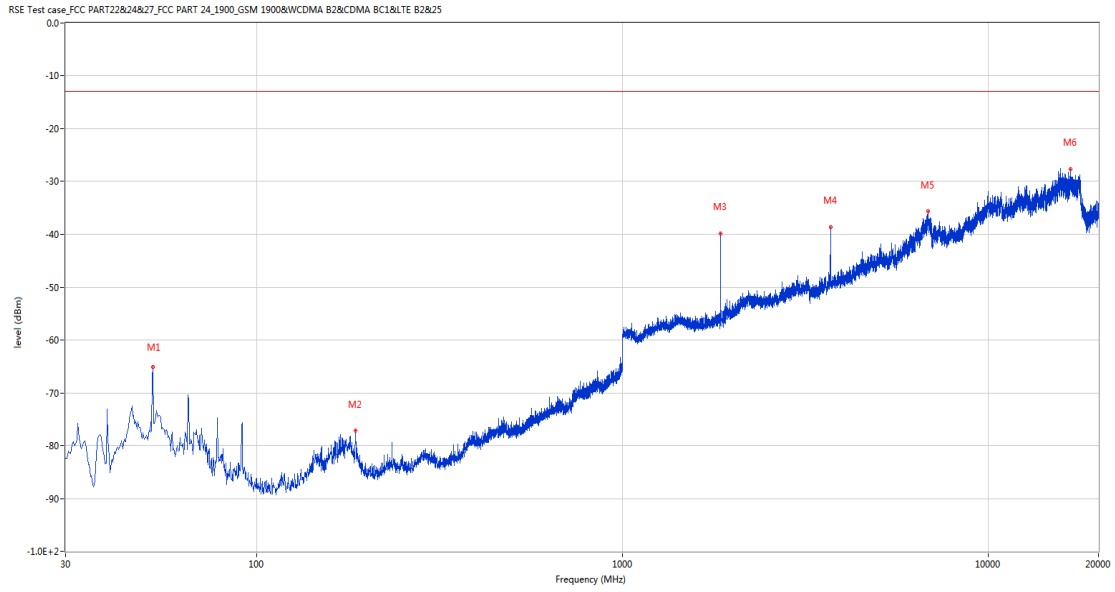
#### RSE-H GSM 1900 CH512



Frequency (MHz)	Result (dBm)	Factor (dB)	PK Limit (dBm)	Over Limit (dB)	Table (o)	ANT	EUT	Verdict
52.068	-74.29	-15.64	-13.0	-61.29	207.00	Horizontal	Horizontal	Pass
384.050	-70.63	-9.65	-13.0	-57.63	91.00	Horizontal	Horizontal	Pass
1850.500	-32.98	-2.10	-13.0	-19.98	236.00	Horizontal	Horizontal	N/A
1930.500	-45.49	-1.12	-13.0	-32.49	236.00	Horizontal	Horizontal	N/A
3701.000	-44.87	7.62	-13.0	-31.87	246.00	Horizontal	Horizontal	Pass
6834.000	-36.16	18.05	-13.0	-23.16	302.00	Horizontal	Horizontal	Pass



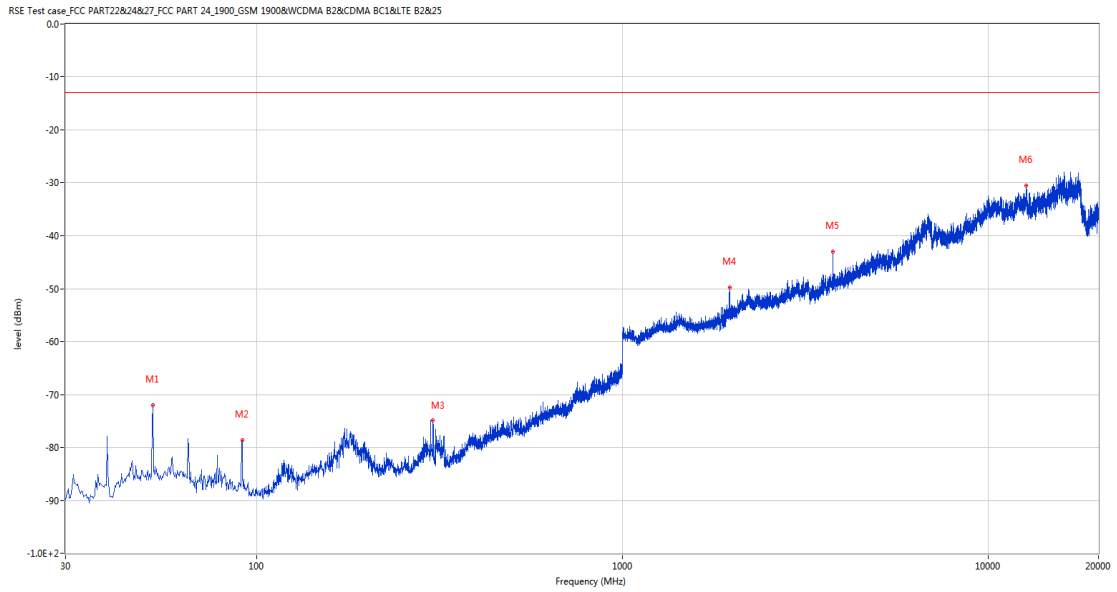
RSE-V GSM 1900 CH512



Frequency (MHz)	Result (dBm)	Factor (dB)	PK Limit (dBm)	Over Limit (dB)	Table (o)	ANT	EUT	Verdict
52.068	-65.10	-15.64	-13.0	-52.10	128.00	Vertical	Horizontal	Pass
185.928	-77.19	-15.03	-13.0	-64.19	283.00	Vertical	Horizontal	Pass
1850.500	-39.78	-2.10	-13.0	-26.78	21.00	Vertical	Horizontal	N/A
3701.000	-38.58	7.62	-13.0	-25.58	90.00	Vertical	Horizontal	Pass
6837.000	-35.66	18.16	-13.0	-22.66	165.00	Vertical	Horizontal	Pass
16800.938	-27.63	30.18	-13.0	-14.63	329.00	Vertical	Horizontal	Pass

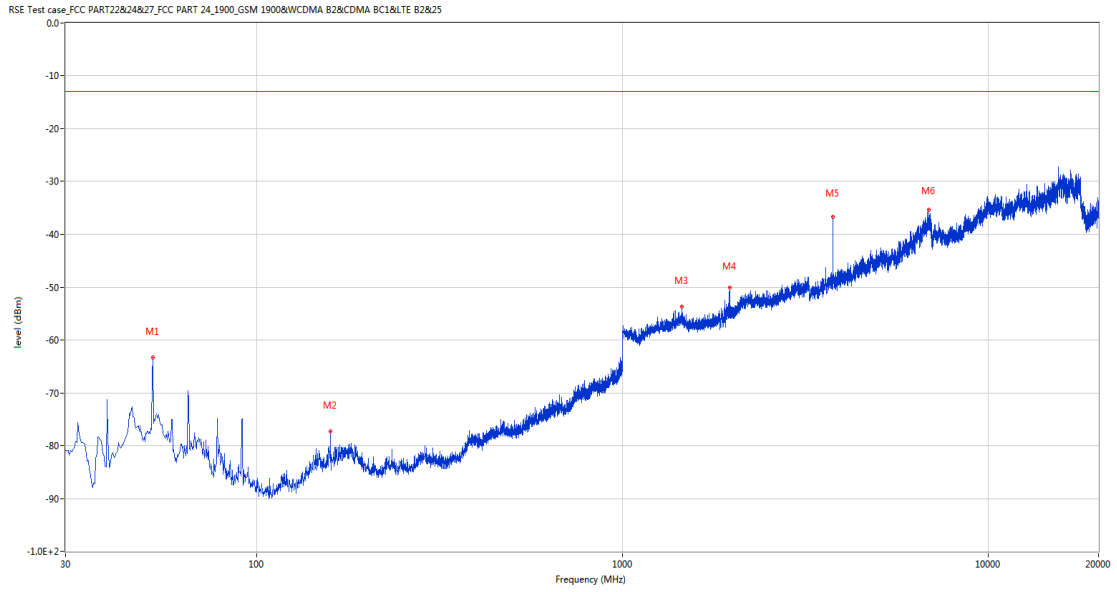
## 2.2 GSM 1900 Middle Channel

### RSE-H GSM 1900 CH661



Frequency (MHz)	Result (dBm)	Factor (dB)	PK Limit (dBm)	Over Limit (dB)	Table (o)	ANT	EUT	Verdict
52.068	-72.10	-15.64	-13.0	-59.10	201.00	Horizontal	Horizontal	Pass
91.110	-78.61	-19.07	-13.0	-65.61	249.00	Horizontal	Horizontal	Pass
303.297	-74.87	-13.19	-13.0	-61.87	99.00	Horizontal	Horizontal	Pass
1960.500	-49.74	-1.91	-13.0	-36.74	141.00	Horizontal	Horizontal	N/A
3760.000	-43.03	7.40	-13.0	-30.03	212.00	Horizontal	Horizontal	Pass
12696.813	-30.58	23.33	-13.0	-17.58	360.00	Horizontal	Horizontal	Pass

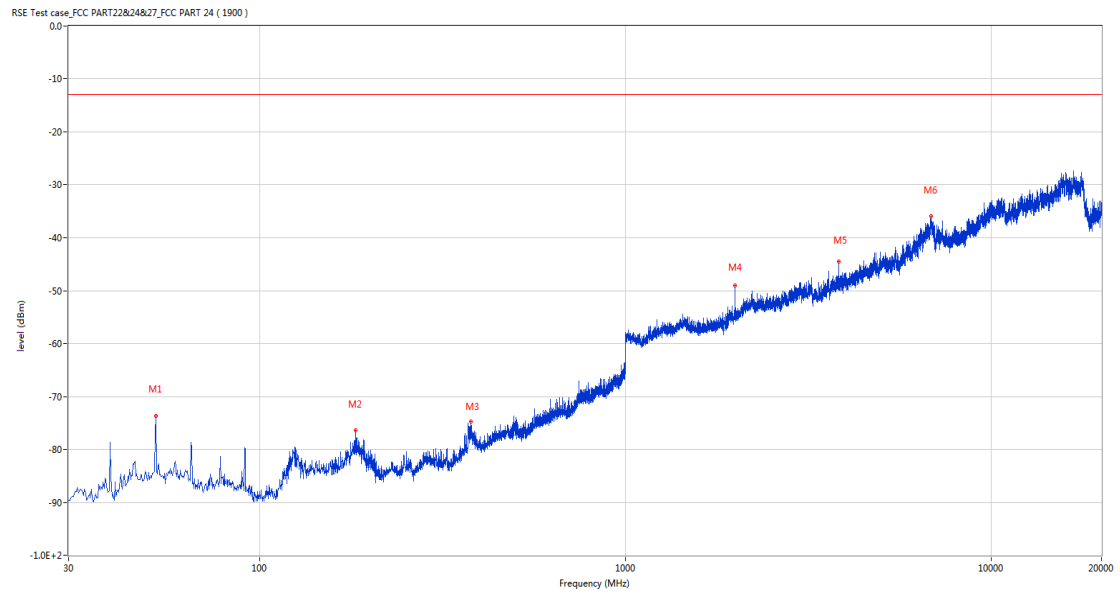
RSE-V GSM 1900 CH661



Frequency (MHz)	Result (dBm)	Factor (dB)	PK Limit (dBm)	Over Limit (dB)	Table (o)	ANT	EUT	Verdict
52.068	-63.32	-15.64	-13.0	-50.32	132.00	Vertical	Horizontal	Pass
159.010	-77.30	-14.73	-13.0	-64.30	355.00	Vertical	Horizontal	Pass
1453.500	-53.76	-3.15	-13.0	-40.76	352.00	Vertical	Horizontal	Pass
1960.000	-50.05	-1.90	-13.0	-37.05	246.00	Vertical	Horizontal	N/A
3760.000	-36.71	7.40	-13.0	-23.71	128.00	Vertical	Horizontal	Pass
6876.000	-35.38	16.71	-13.0	-22.38	116.00	Vertical	Horizontal	Pass

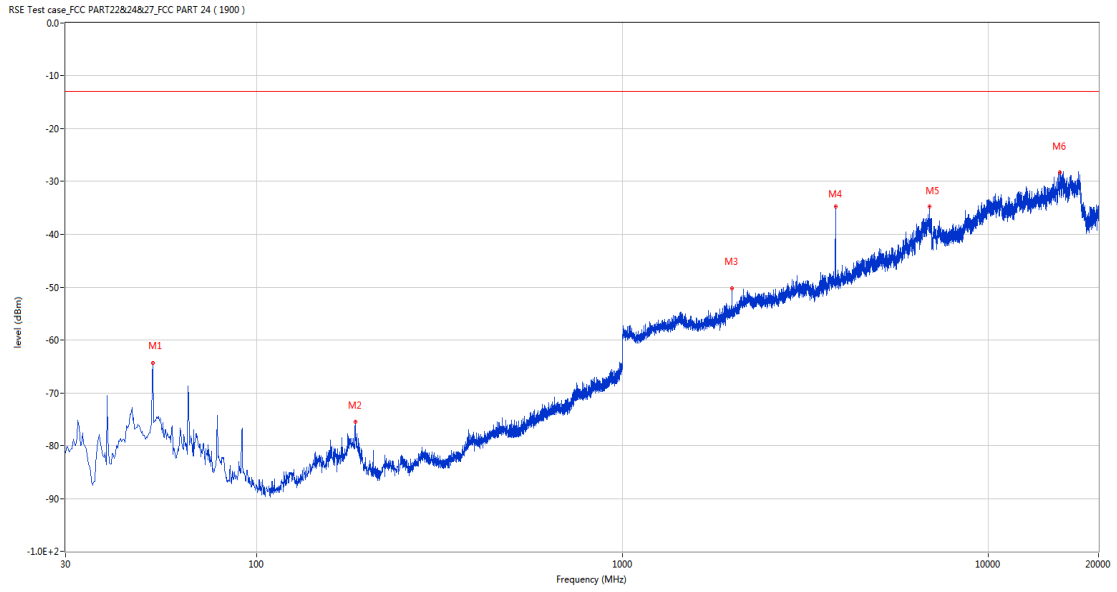
## 2.3 GSM 1900 High Channel

### RSE-H GSM 1900 CH810



Frequency (MHz)	Result (dBm)	Factor (dB)	PK Limit (dBm)	Over Limit (dB)	Table (o)	ANT	EUT	Verdict
52.068	-73.61	-15.64	-13.0	-60.61	241.00	Horizontal	Horizontal	Pass
182.775	-76.45	-14.81	-13.0	-63.45	326.00	Horizontal	Horizontal	Pass
377.502	-74.79	-9.94	-13.0	-61.79	23.00	Horizontal	Horizontal	Pass
1990.000	-49.07	-2.12	-13.0	-36.07	133.00	Horizontal	Horizontal	N/A
3820.000	-44.47	7.11	-13.0	-31.47	244.00	Horizontal	Horizontal	Pass
6851.000	-35.98	18.34	-13.0	-22.98	173.00	Horizontal	Horizontal	Pass

RSE-V GSM 1900 CH810

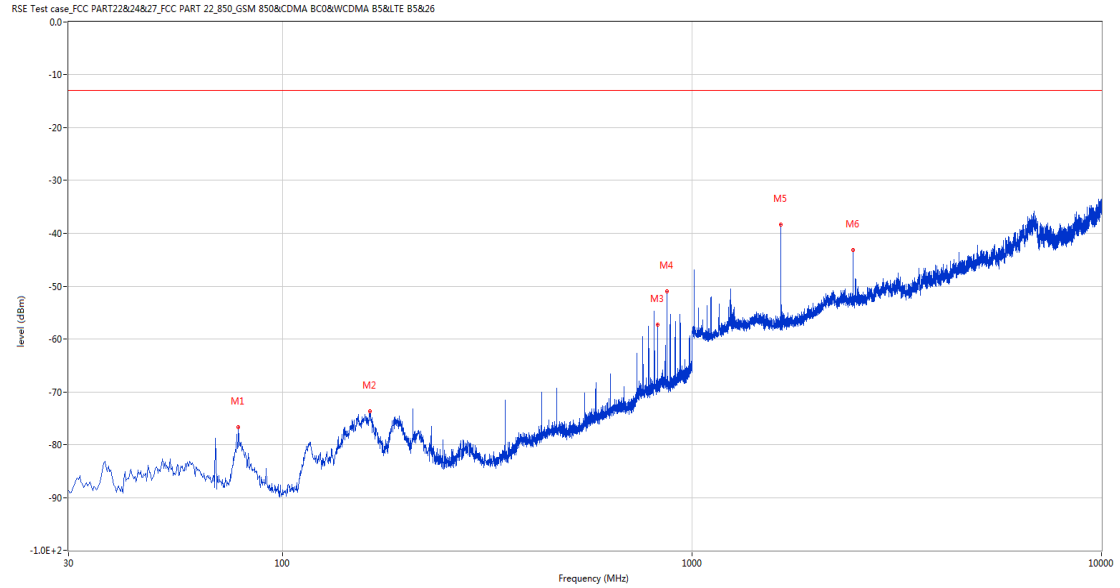


Frequency (MHz)	Result (dBm)	Factor (dB)	PK Limit (dBm)	Over Limit (dB)	Table (o)	ANT	EUT	Verdict
52.068	-64.39	-15.64	-13.0	-51.39	175.00	Vertical	Horizontal	Pass
185.685	-75.50	-15.05	-13.0	-62.50	224.00	Vertical	Horizontal	Pass
1990.500	-50.17	-1.98	-13.0	-37.17	169.00	Vertical	Horizontal	N/A
3820.000	-37.35	7.11	-13.0	-24.35	278.00	Vertical	Horizontal	Pass
6911.000	-34.80	17.02	-13.0	-21.80	130.00	Vertical	Horizontal	Pass
15708.000	-28.28	28.11	-13.0	-15.28	282.00	Vertical	Horizontal	Pass

### 3 EGPRS 850

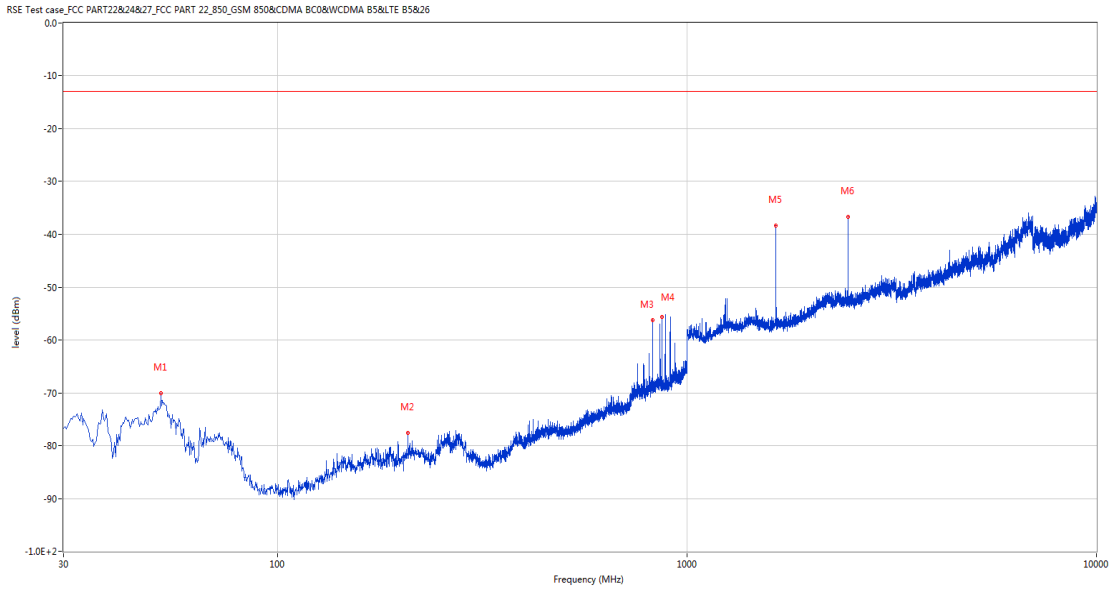
#### 3.1 EGPRS 850 Low Channel

##### RSE-H EGPRS 850 CH128



Frequency (MHz)	Result (dBm)	Factor (dB)	PK Limit (dBm)	Over Limit (dB)	Table (o)	ANT	EUT	Verdict
78.015	-76.70	-16.73	-13.0	-63.70	360.00	Horizontal	Horizontal	Pass
163.375	-73.62	-14.30	-13.0	-60.62	135.00	Horizontal	Horizontal	Pass
824.188	-57.30	1.34	-13.0	-44.30	360.00	Horizontal	Horizontal	N/A
869.292	-50.99	1.05	-13.0	-37.99	135.00	Horizontal	Horizontal	N/A
1649.000	-38.37	-4.02	-13.0	-25.37	146.00	Horizontal	Horizontal	Pass
2473.000	-43.23	0.97	-13.0	-30.23	67.00	Horizontal	Horizontal	Pass

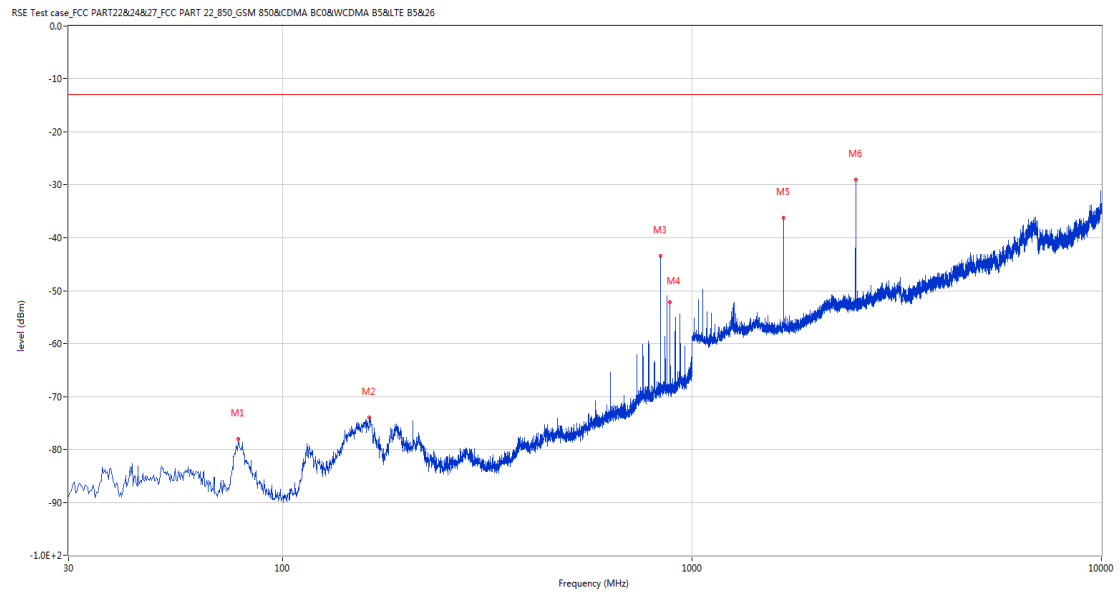
RSE-V EGPRS 850 CH128



Frequency (MHz)	Result (dBm)	Factor (dB)	PK Limit (dBm)	Over Limit (dB)	Table (o)	ANT	EUT	Verdict
51.825	-70.10	-15.56	-13.0	-57.10	34.00	Vertical	Horizontal	Pass
207.995	-77.62	-15.60	-13.0	-64.62	227.00	Vertical	Horizontal	Pass
824.188	-56.19	1.34	-13.0	-43.19	238.00	Vertical	Horizontal	N/A
869.292	-55.65	1.05	-13.0	-42.65	115.00	Vertical	Horizontal	N/A
1649.000	-38.41	-4.02	-13.0	-25.41	43.00	Vertical	Horizontal	Pass
2473.000	-36.67	0.97	-13.0	-23.67	350.00	Vertical	Horizontal	Pass

### 3.2 EGPRS 850 Middle Channel

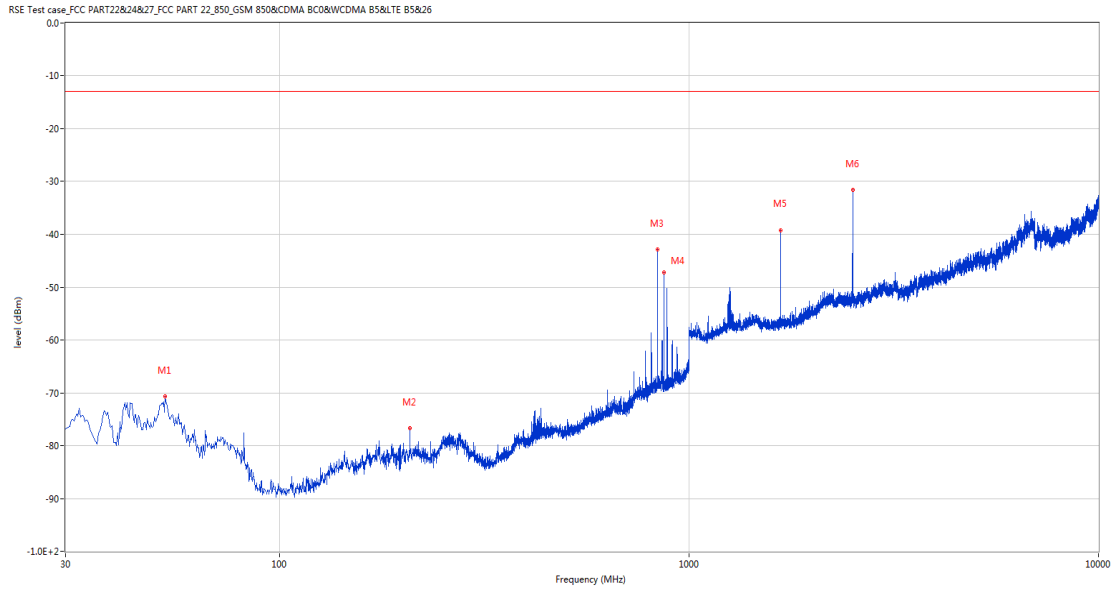
#### RSE-H EGPRS 850 CH190



Frequency (MHz)	Result (dBm)	Factor (dB)	PK Limit (dBm)	Over Limit (dB)	Table (o)	ANT	EUT	Verdict
78.015	-78.05	-16.73	-13.0	-65.05	201.00	Horizontal	Horizontal	Pass
162.648	-74.00	-14.40	-13.0	-61.00	179.00	Horizontal	Horizontal	Pass
836.555	-43.49	1.92	-13.0	-30.49	360.00	Horizontal	Horizontal	N/A
881.417	-52.24	1.14	-13.0	-39.24	117.00	Horizontal	Horizontal	N/A
1673.500	-36.24	-3.67	-13.0	-23.24	298.00	Horizontal	Horizontal	Pass
2510.000	-29.06	1.27	-13.0	-16.06	52.00	Horizontal	Horizontal	Pass



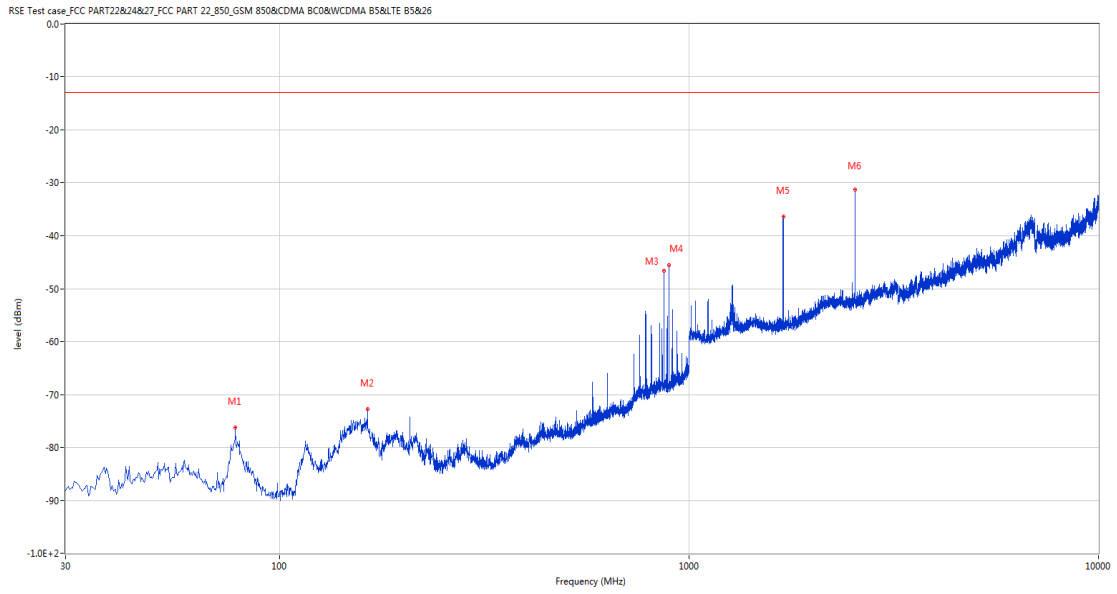
RSE-V EGPRS 850 CH190



Frequency (MHz)	Result (dBm)	Factor (dB)	PK Limit (dBm)	Over Limit (dB)	Table (o)	ANT	EUT	Verdict
52.553	-70.66	-15.70	-13.0	-57.66	289.00	Vertical	Horizontal	Pass
207.995	-76.75	-15.60	-13.0	-63.75	289.00	Vertical	Horizontal	Pass
836.555	-42.83	1.92	-13.0	-29.83	225.00	Vertical	Horizontal	N/A
869.292	-47.17	1.05	-13.0	-34.17	106.00	Vertical	Horizontal	N/A
1673.500	-39.19	-3.67	-13.0	-26.19	63.00	Vertical	Horizontal	Pass
2510.000	-31.58	1.27	-13.0	-18.58	287.00	Vertical	Horizontal	Pass

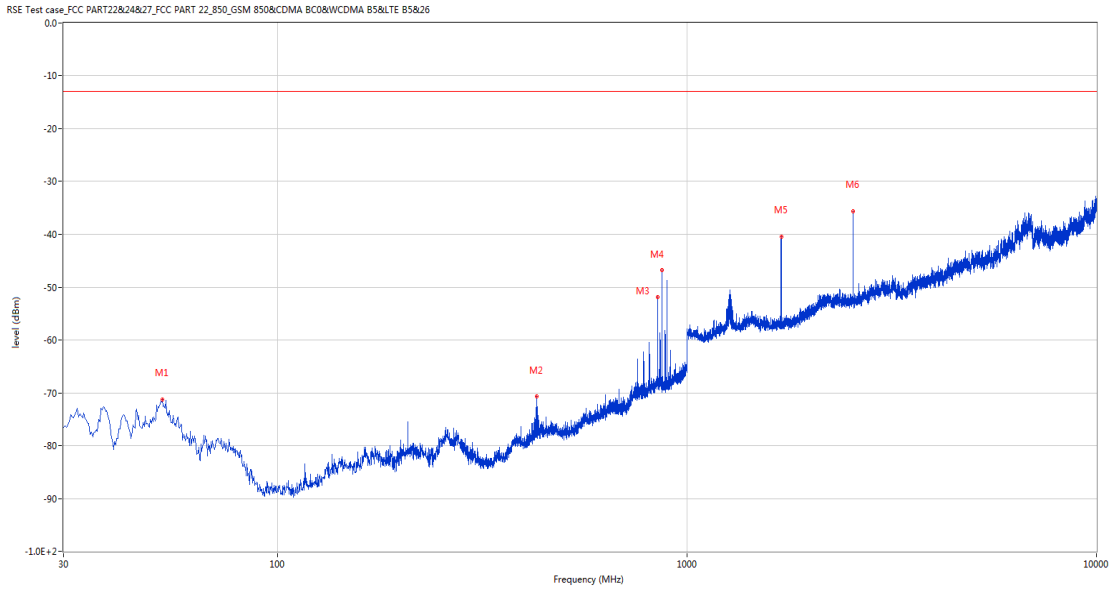
### 3.3 EGPRS 850 High Channel

#### RSE-H EGPRS 850 CH251



Frequency (MHz)	Result (dBm)	Factor (dB)	PK Limit (dBm)	Over Limit (dB)	Table (o)	ANT	EUT	Verdict
78.015	-76.22	-16.73	-13.0	-63.22	1.00	Horizontal	Horizontal	Pass
163.860	-72.76	-14.24	-13.0	-59.76	141.00	Horizontal	Horizontal	Pass
869.050	-46.55	1.08	-13.0	-33.55	132.00	Horizontal	Horizontal	N/A
893.785	-45.61	1.25	-13.0	-32.61	121.00	Horizontal	Horizontal	N/A
1698.000	-36.44	-3.87	-13.0	-23.44	329.00	Horizontal	Horizontal	Pass
2546.500	-31.25	1.47	-13.0	-18.25	69.00	Horizontal	Horizontal	Pass

RSE-V EGPRS 850 CH251

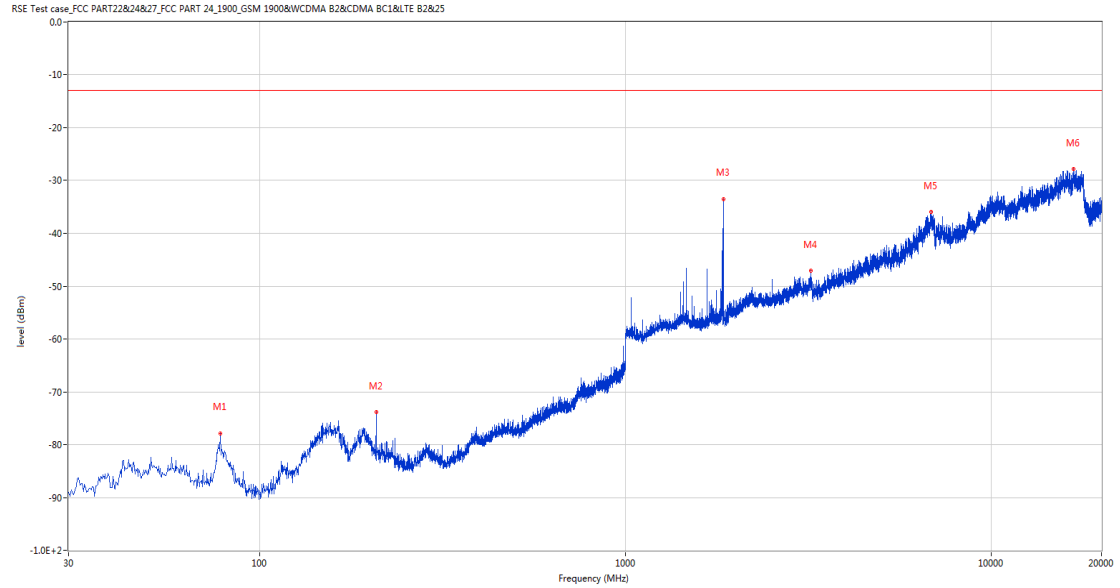


Frequency (MHz)	Result (dBm)	Factor (dB)	PK Limit (dBm)	Over Limit (dB)	Table (o)	ANT	EUT	Verdict
52.310	-71.24	-15.66	-13.0	-58.24	223.00	Vertical	Horizontal	Pass
430.125	-70.72	-8.88	-13.0	-57.72	223.00	Vertical	Horizontal	Pass
848.680	-51.85	2.03	-13.0	-38.85	223.00	Vertical	Horizontal	N/A
869.292	-46.82	1.05	-13.0	-33.82	116.00	Vertical	Horizontal	N/A
1698.000	-40.40	-3.87	-13.0	-27.40	235.00	Vertical	Horizontal	Pass
2547.000	-35.58	1.44	-13.0	-22.58	235.00	Vertical	Horizontal	Pass

## 4 EGPRS 1900

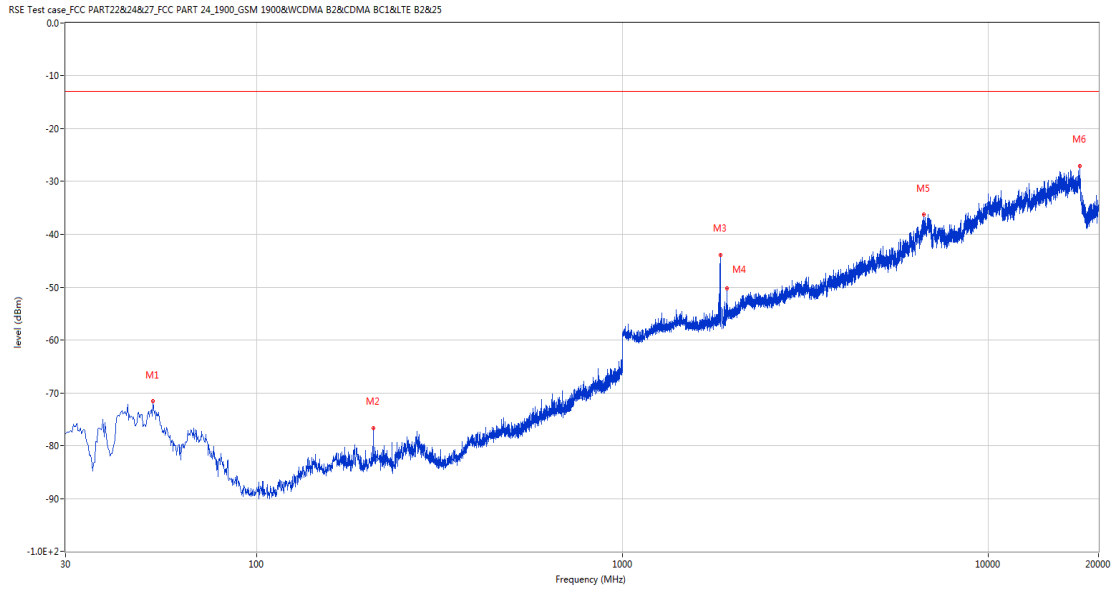
### 4.1 EGPRS 1900 Low Channel

#### RSE-H EGPRS 1900 CH512



Frequency (MHz)	Result (dBm)	Factor (dB)	PK Limit (dBm)	Over Limit (dB)	Table (o)	ANT	EUT	Verdict
78.015	-77.86	-16.62	-13.0	-64.86	343.00	Horizontal	Horizontal	Pass
207.995	-73.86	-15.72	-13.0	-60.86	343.00	Horizontal	Horizontal	Pass
1850.500	-33.49	-2.10	-13.0	-20.49	147.00	Horizontal	Horizontal	N/A
3217.000	-47.09	6.41	-13.0	-34.09	170.00	Horizontal	Horizontal	Pass
6841.000	-35.91	18.28	-13.0	-22.91	358.00	Horizontal	Horizontal	Pass
16742.938	-27.81	28.46	-13.0	-14.81	127.00	Horizontal	Horizontal	Pass

RSE-V EGPRS 1900 CH512

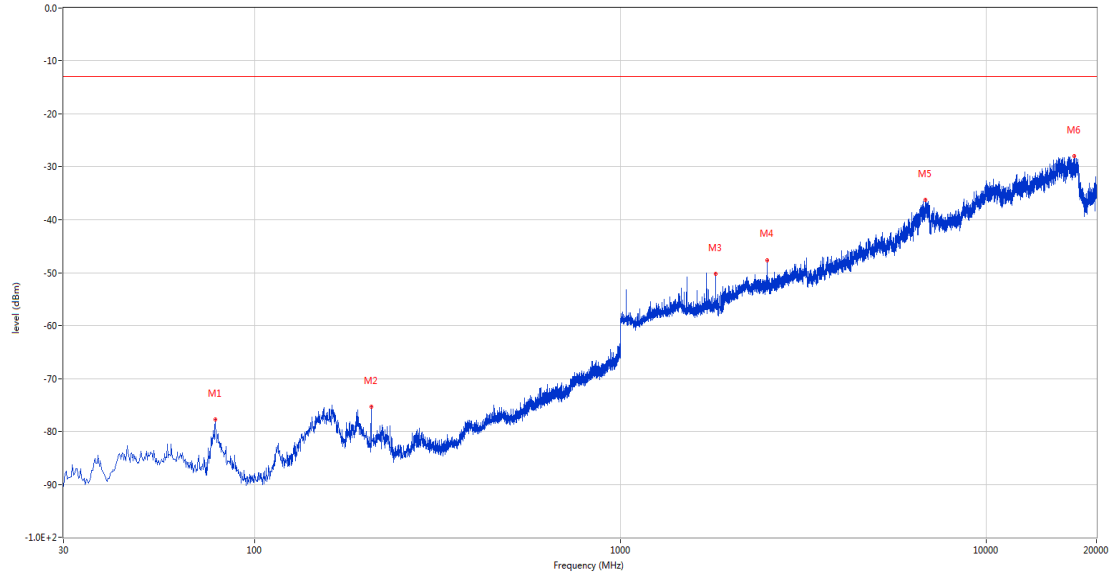


Frequency (MHz)	Result (dBm)	Factor (dB)	PK Limit (dBm)	Over Limit (dB)	Table (o)	ANT	EUT	Verdict
52.068	-71.55	-15.64	-13.0	-58.55	157.00	Vertical	Horizontal	Pass
207.995	-76.63	-15.72	-13.0	-63.63	206.00	Vertical	Horizontal	Pass
1850.500	-43.84	-2.10	-13.0	-30.84	63.00	Vertical	Horizontal	N/A
1930.500	-50.28	-1.12	-13.0	-37.28	98.00	Vertical	Horizontal	N/A
6655.000	-36.30	17.22	-13.0	-23.30	269.00	Vertical	Horizontal	Pass
17806.875	-27.02	29.06	-13.0	-14.02	15.00	Vertical	Horizontal	Pass

## 4.2 EGPRS 1900 Middle Channel

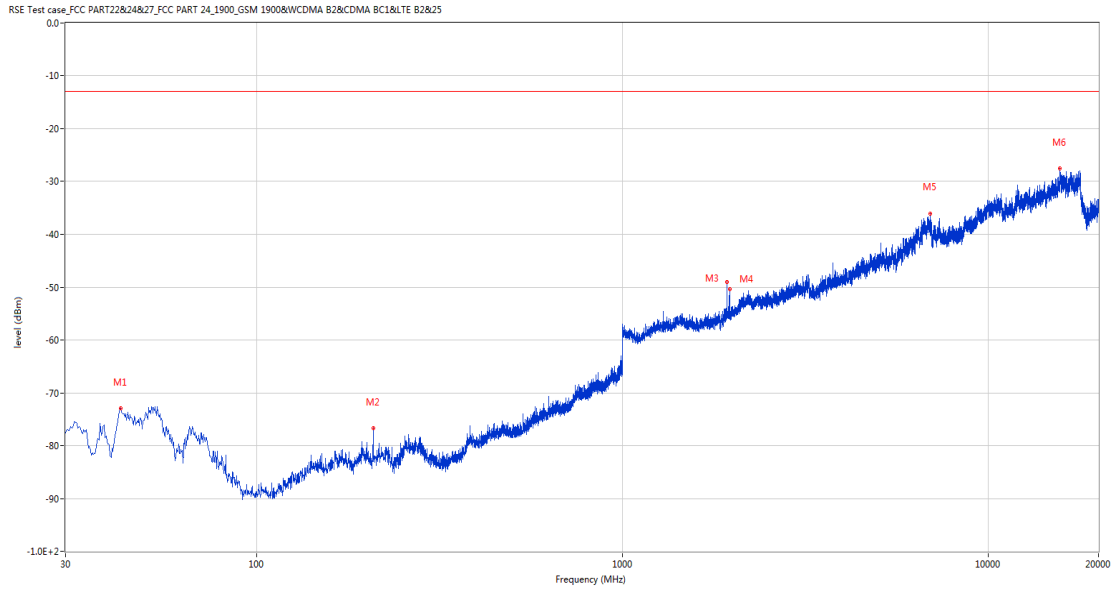
### RSE-H EGPRS 1900 CH661

RSE Test case\_FCC PART22824&27\_FCC PART 24\_1900\_GSM 1900&WCDMA B2&CDMA BC1&LTE B2&25



Frequency (MHz)	Result (dBm)	Factor (dB)	PK Limit (dBm)	Over Limit (dB)	Table (o)	ANT	EUT	Verdict
78.015	-77.81	-16.62	-13.0	-64.81	360.00	Horizontal	Horizontal	Pass
207.995	-75.33	-15.72	-13.0	-62.33	341.00	Horizontal	Horizontal	Pass
1816.000	-50.18	-3.42	-13.0	-37.18	118.00	Horizontal	Horizontal	Pass
2518.000	-47.60	1.09	-13.0	-34.60	272.00	Horizontal	Horizontal	Pass
6815.000	-36.22	17.42	-13.0	-23.22	360.00	Horizontal	Horizontal	Pass
17428.062	-28.03	29.62	-13.0	-15.03	78.00	Horizontal	Horizontal	Pass

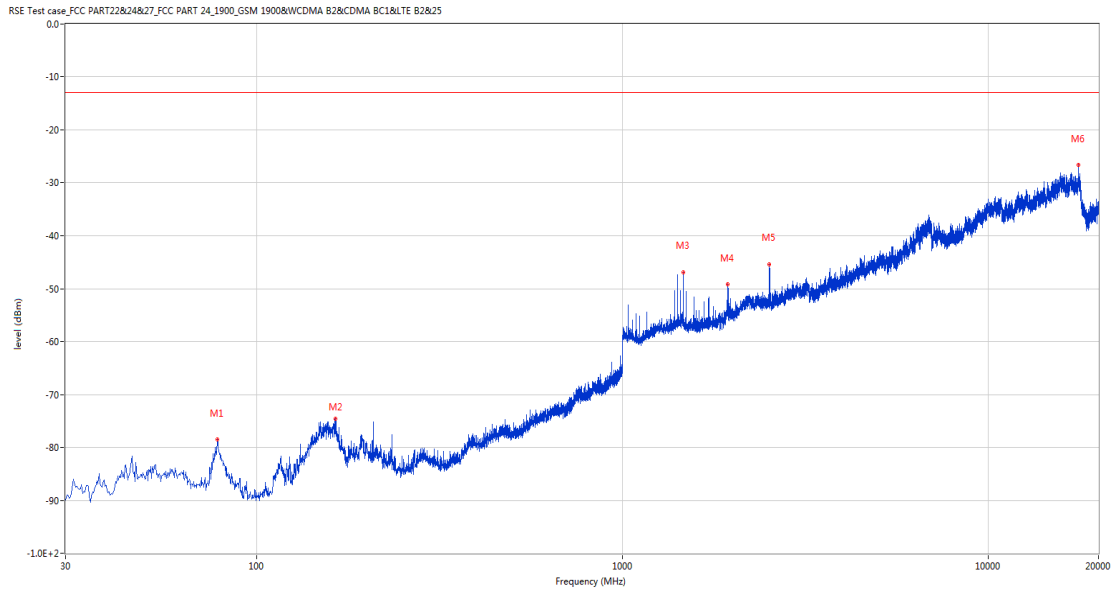
RSE-V EGPRS 1900 CH661



Frequency (MHz)	Result (dBm)	Factor (dB)	PK Limit (dBm)	Over Limit (dB)	Table (o)	ANT	EUT	Verdict
42.367	-72.96	-16.39	-13.0	-59.96	141.00	Vertical	Horizontal	Pass
207.995	-76.69	-15.72	-13.0	-63.69	190.00	Vertical	Horizontal	Pass
1930.500	-49.03	-1.12	-13.0	-36.03	101.00	Vertical	Horizontal	Pass
1960.000	-50.32	-1.90	-13.0	-37.32	101.00	Vertical	Horizontal	N/A
6941.000	-36.02	18.26	-13.0	-23.02	82.00	Vertical	Horizontal	Pass
15715.250	-27.58	27.96	-13.0	-14.58	310.00	Vertical	Horizontal	Pass

### 4.3 EGPRS 1900 High Channel

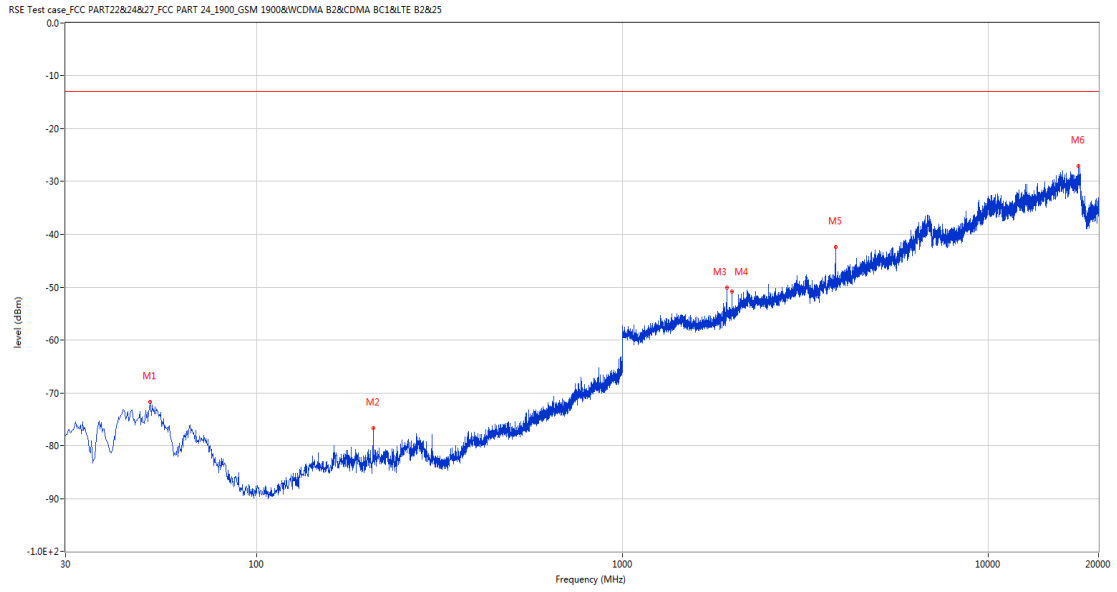
#### RSE-H EGPRS 1900 CH810



Frequency (MHz)	Result (dBm)	Factor (dB)	PK Limit (dBm)	Over Limit (dB)	Table (o)	ANT	EUT	Verdict
78.015	-78.51	-16.62	-13.0	-65.51	316.00	Horizontal	Horizontal	Pass
163.860	-74.54	-14.45	-13.0	-61.54	130.00	Horizontal	Horizontal	Pass
1466.500	-46.92	-3.49	-13.0	-33.92	341.00	Horizontal	Horizontal	Pass
1935.000	-49.24	-1.91	-13.0	-36.24	266.00	Horizontal	Horizontal	Pass
2522.000	-45.35	0.97	-13.0	-32.35	118.00	Horizontal	Horizontal	Pass
17625.625	-26.68	29.47	-13.0	-13.68	20.00	Horizontal	Horizontal	Pass



## RSE-V EGPRS 1900 CH810

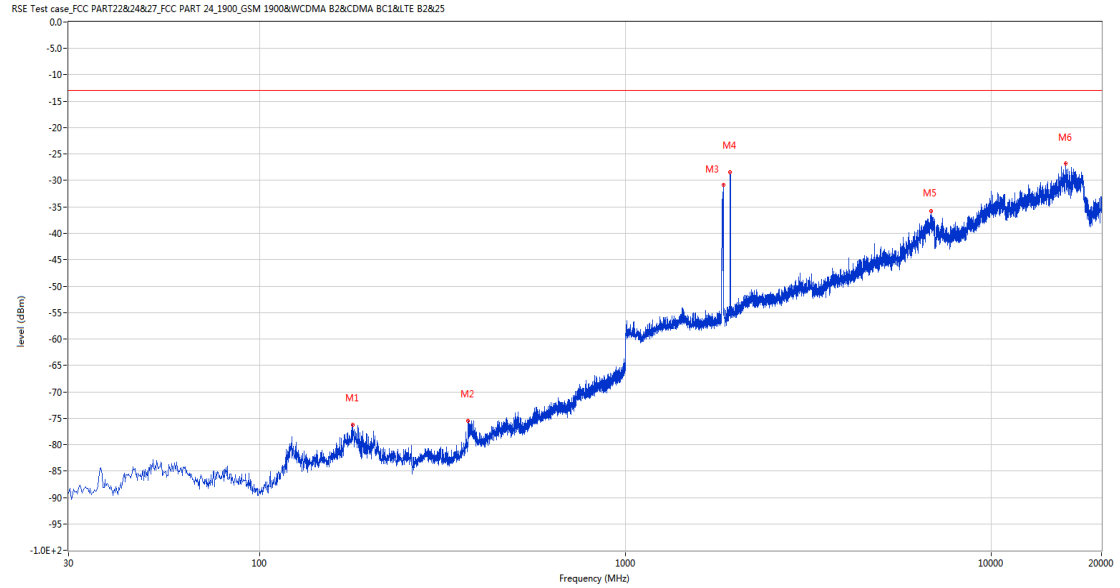


Frequency (MHz)	Result (dBm)	Factor (dB)	PK Limit (dBm)	Over Limit (dB)	Table (o)	ANT	EUT	Verdict
51.097	-71.78	-15.48	-13.0	-58.78	66.00	Vertical	Horizontal	Pass
207.995	-76.72	-15.72	-13.0	-63.72	211.00	Vertical	Horizontal	Pass
1930.500	-50.14	-1.12	-13.0	-37.14	89.00	Vertical	Horizontal	Pass
1990.500	-50.86	-1.98	-13.0	-37.86	89.00	Vertical	Horizontal	N/A
3819.000	-42.43	7.30	-13.0	-29.43	14.00	Vertical	Horizontal	Pass
17596.625	-27.11	29.17	-13.0	-14.11	84.00	Vertical	Horizontal	Pass

## 5 WCDMA Band 2

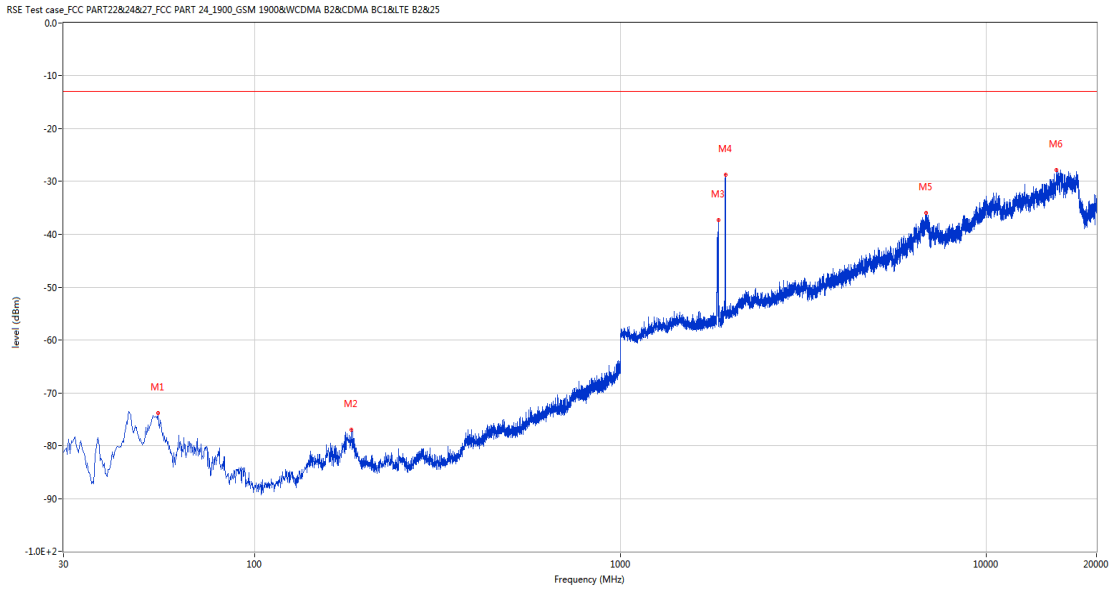
### 5.1 WCDMA Band 2 Low Channel

#### RSE-H WCDMA Band 2 CH9262



Frequency (MHz)	Result (dBm)	Factor (dB)	PK Limit (dBm)	Over Limit (dB)	Table (o)	ANT	EUT	Verdict
179.380	-76.19	-14.65	-13.0	-63.19	333.00	Horizontal	Horizontal	Pass
370.955	-75.50	-11.19	-13.0	-62.50	7.00	Horizontal	Horizontal	Pass
1854.000	-30.85	-2.04	-13.0	-17.85	259.00	Horizontal	Horizontal	N/A
1932.000	-28.35	-1.49	-13.0	-15.35	244.00	Horizontal	Horizontal	N/A
6843.000	-35.73	18.09	-13.0	-22.73	206.00	Horizontal	Horizontal	Pass
15959.937	-26.81	30.07	-13.0	-13.81	182.00	Horizontal	Horizontal	Pass

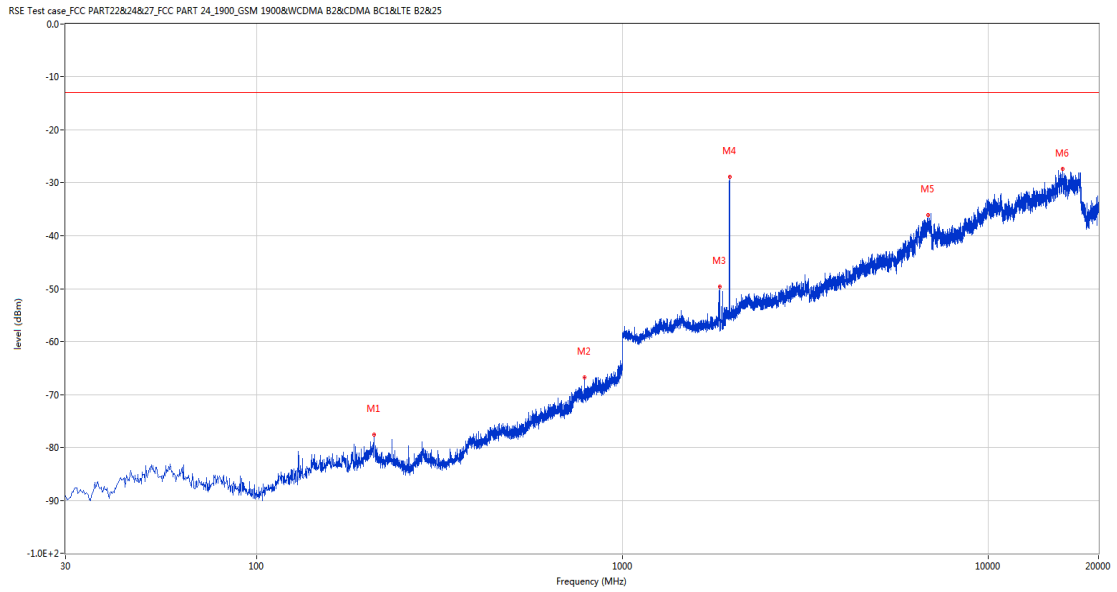
RSE-V WCDMA Band 2 CH9262



Frequency (MHz)	Result (dBm)	Factor (dB)	PK Limit (dBm)	Over Limit (dB)	Table (o)	ANT	EUT	Verdict
54.492	-73.81	-15.41	-13.0	-60.81	301.00	Vertical	Horizontal	Pass
183.988	-77.06	-14.94	-13.0	-64.06	282.00	Vertical	Horizontal	Pass
1854.000	-37.29	-2.04	-13.0	-24.29	6.00	Vertical	Horizontal	N/A
1933.500	-28.78	-1.58	-13.0	-15.78	246.00	Vertical	Horizontal	N/A
6850.000	-35.95	18.34	-13.0	-22.95	316.00	Vertical	Horizontal	Pass
15548.500	-27.83	28.47	-13.0	-14.83	154.00	Vertical	Horizontal	Pass

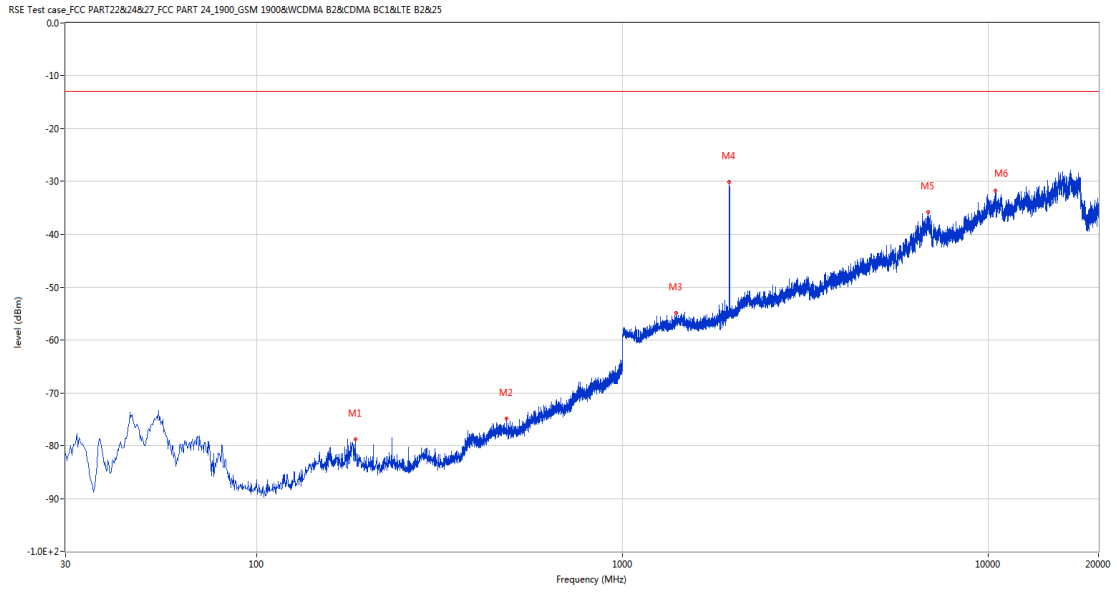
## 5.2 WCDMA Band 2 Middle Channel

### RSE-H WCDMA Band 2 CH9400



Frequency (MHz)	Result (dBm)	Factor (dB)	PK Limit (dBm)	Over Limit (dB)	Table (o)	ANT	EUT	Verdict
208.965	-77.57	-15.72	-13.0	-64.57	294.00	Horizontal	Horizontal	Pass
786.600	-66.81	-0.75	-13.0	-53.81	253.00	Horizontal	Horizontal	Pass
1842.500	-49.61	-2.13	-13.0	-36.61	247.00	Horizontal	Horizontal	Pass
1960.500	-28.90	-1.91	-13.0	-15.90	125.00	Horizontal	Horizontal	N/A
6847.000	-36.04	18.41	-13.0	-23.04	76.00	Horizontal	Horizontal	Pass
15992.563	-27.31	29.60	-13.0	-14.31	321.00	Horizontal	Horizontal	Pass

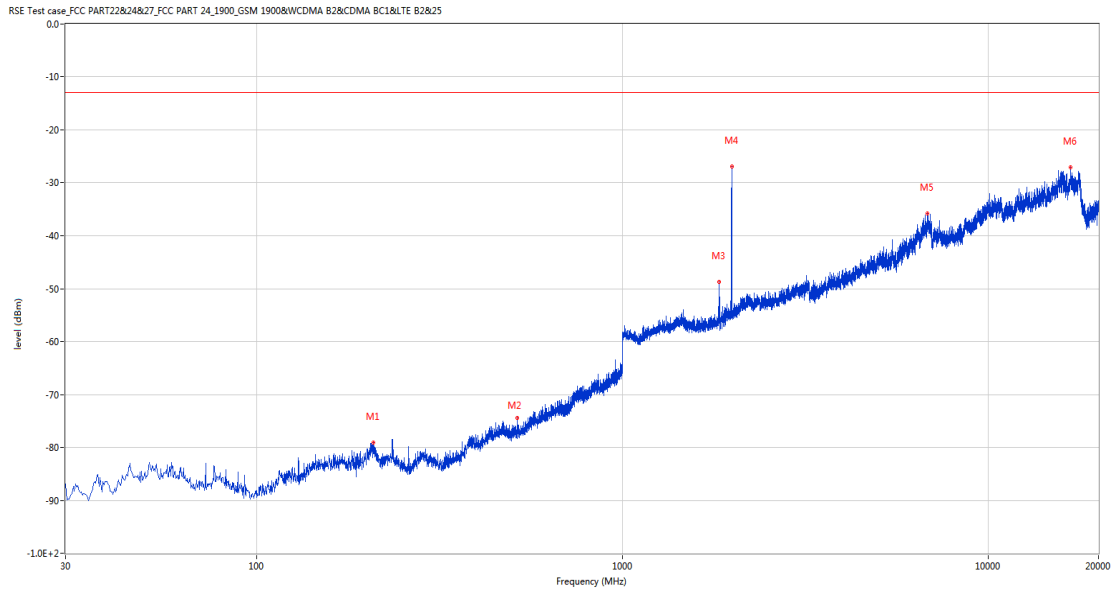
RSE-V WCDMA Band 2 CH9400



Frequency (MHz)	Result (dBm)	Factor (dB)	PK Limit (dBm)	Over Limit (dB)	Table (o)	ANT	EUT	Verdict
185.685	-78.86	-15.05	-13.0	-65.86	277.00	Vertical	Horizontal	Pass
480.807	-74.92	-7.87	-13.0	-61.92	0.00	Vertical	Horizontal	Pass
1401.000	-54.87	-3.40	-13.0	-41.87	158.00	Vertical	Horizontal	Pass
1959.500	-30.09	-1.90	-13.0	-17.09	259.00	Vertical	Horizontal	N/A
6837.000	-35.84	18.16	-13.0	-22.84	202.00	Vertical	Horizontal	Pass
10475.875	-31.80	23.87	-13.0	-18.80	88.00	Vertical	Horizontal	Pass

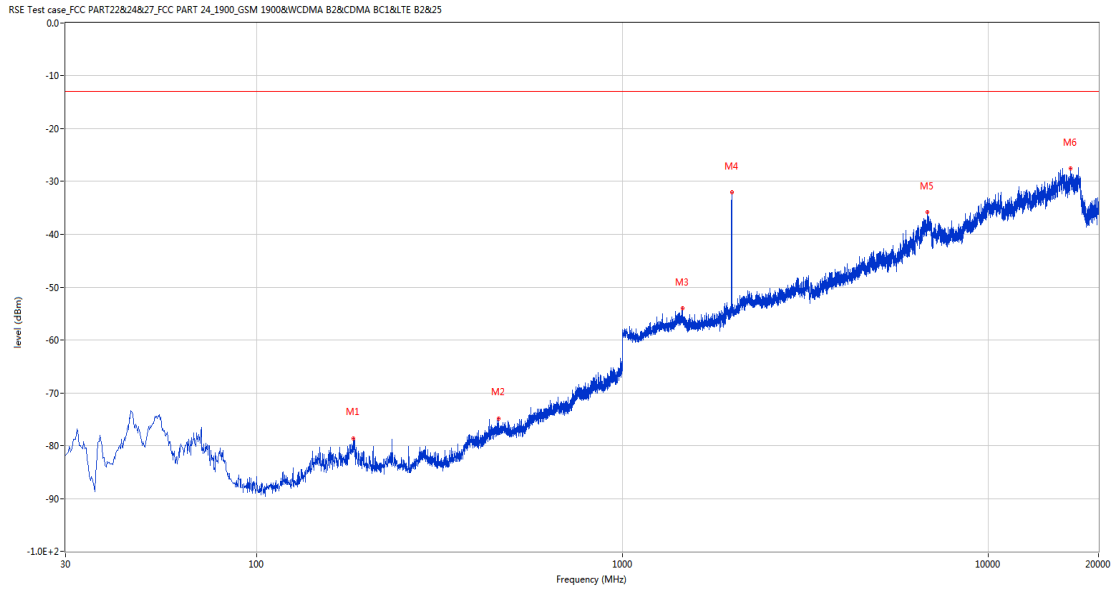
### 5.3 WCDMA Band 2 High Channel

#### RSE-H WCDMA Band 2 CH9538



Frequency (MHz)	Result (dBm)	Factor (dB)	PK Limit (dBm)	Over Limit (dB)	Table (o)	ANT	EUT	Verdict
207.995	-79.16	-15.72	-13.0	-66.16	266.00	Horizontal	Horizontal	Pass
514.515	-74.43	-8.00	-13.0	-61.43	76.00	Horizontal	Horizontal	Pass
1834.000	-48.76	-2.89	-13.0	-35.76	251.00	Horizontal	Horizontal	Pass
1989.000	-26.97	-2.27	-13.0	-13.97	153.00	Horizontal	Horizontal	N/A
6821.000	-35.81	17.74	-13.0	-22.81	190.00	Horizontal	Horizontal	Pass
16804.563	-27.04	30.06	-13.0	-14.04	105.00	Horizontal	Horizontal	Pass

## RSE-V WCDMA Band 2 CH9538



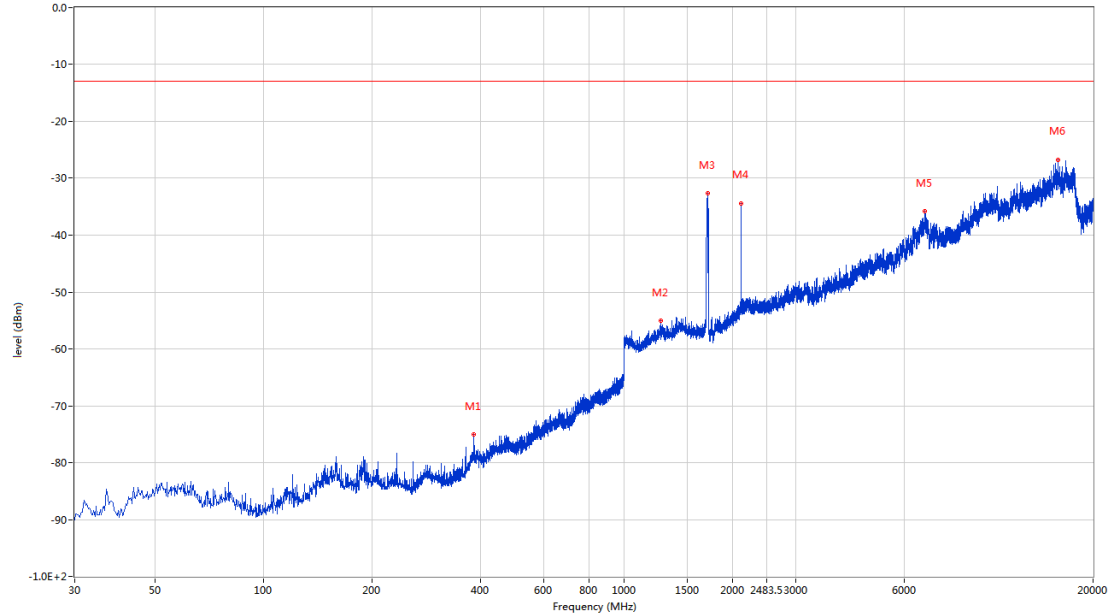
Frequency (MHz)	Result (dBm)	Factor (dB)	PK Limit (dBm)	Over Limit (dB)	Table (o)	ANT	EUT	Verdict
183.745	-78.59	-14.90	-13.0	-65.59	287.00	Vertical	Horizontal	Pass
458.983	-74.81	-8.08	-13.0	-61.81	188.00	Vertical	Horizontal	Pass
1456.000	-54.05	-3.36	-13.0	-41.05	25.00	Vertical	Horizontal	Pass
1988.000	-32.02	-2.02	-13.0	-19.02	152.00	Vertical	Horizontal	N/A
6820.000	-35.86	17.65	-13.0	-22.86	311.00	Vertical	Horizontal	Pass
16804.563	-27.57	30.06	-13.0	-14.57	180.00	Vertical	Horizontal	Pass

## 6 WCDMA Band 4

### 6.1 WCDMA Band 4 Low Channel

#### RSE-H WCDMA Band 4 CH1312

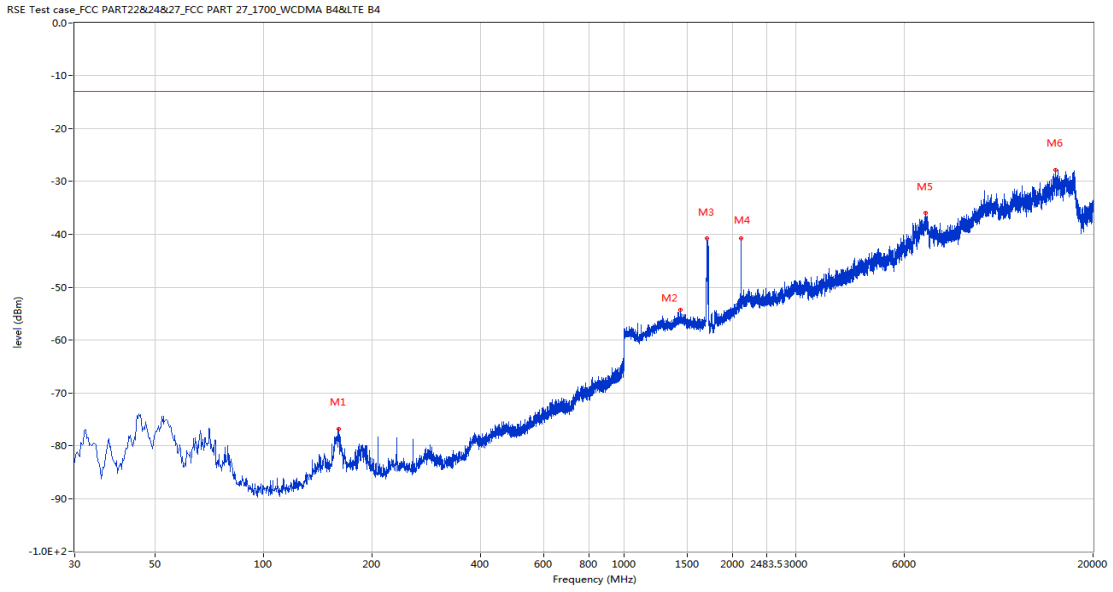
RSE Test case\_FCC PART22&24&27\_FCC PART 27\_1700\_WCDMA B4&LTE B4



Frequency (MHz)	Result (dBm)	Factor (dB)	PK Limit (dBm)	Over Limit (dB)	Table (o)	ANT	EUT	Verdict
384.050	-75.04	-9.52	-13.0	-62.04	15.00	Horizontal	Horizontal	Pass
1263.000	-55.02	-4.16	-13.0	-42.02	247.00	Horizontal	Horizontal	Pass
1704.500	-32.61	-2.53	-13.0	-19.61	247.00	Horizontal	Horizontal	N/A
2113.500	-34.39	0.49	-13.0	-21.39	210.00	Horizontal	Horizontal	N/A
6824.000	-35.79	17.63	-13.0	-22.79	97.00	Horizontal	Horizontal	Pass
15964.313	-26.82	30.01	-13.0	-13.82	31.00	Horizontal	Horizontal	Pass



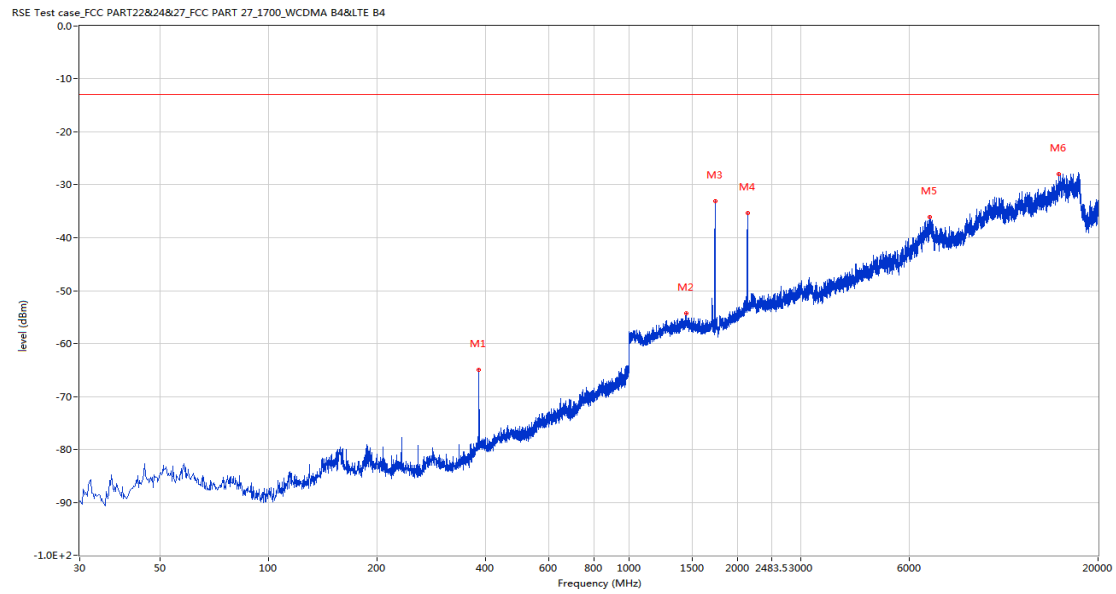
RSE-V WCDMA Band 4 CH1312



Frequency (MHz)	Result (dBm)	Factor (dB)	PK Limit (dBm)	Over Limit (dB)	Table (o)	ANT	EUT	Verdict
162.163	-76.78	-14.62	-13.0	-63.78	356.00	Vertical	Horizontal	Pass
1435.000	-54.26	-3.18	-13.0	-41.26	144.00	Vertical	Horizontal	Pass
1703.000	-40.78	-2.52	-13.0	-27.78	167.00	Vertical	Horizontal	N/A
2111.500	-40.69	0.51	-13.0	-27.69	167.00	Vertical	Horizontal	N/A
6862.000	-35.98	17.17	-13.0	-22.98	69.00	Vertical	Horizontal	Pass
15715.250	-27.75	28.19	-13.0	-14.75	93.00	Vertical	Horizontal	Pass

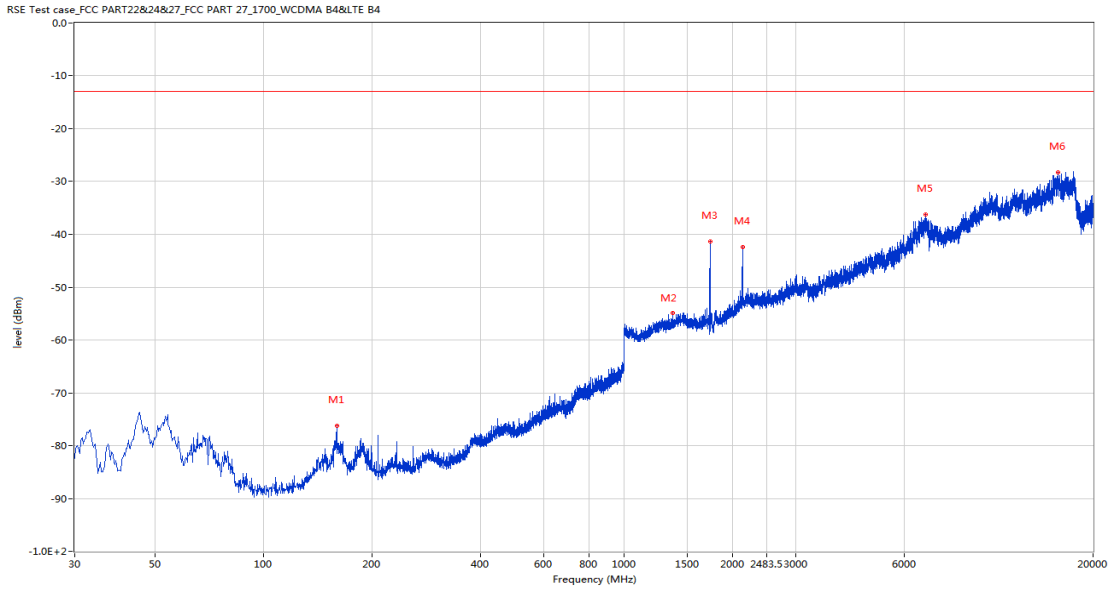
## 6.2 WCDMA Band 4 Middle Channel

### RSE-H WCDMA Band 4 CH1412



Frequency (MHz)	Result (dBm)	Factor (dB)	PK Limit (dBm)	Over Limit (dB)	Table (o)	ANT	EUT	Verdict
384.050	-64.93	-9.52	-13.0	-51.93	250.00	Horizontal	Horizontal	Pass
1440.500	-54.28	-3.08	-13.0	-41.28	94.00	Horizontal	Horizontal	Pass
1734.500	-33.09	-2.67	-13.0	-20.09	219.00	Horizontal	Horizontal	N/A
2133.500	-35.38	0.23	-13.0	-22.38	211.00	Horizontal	Horizontal	N/A
6836.000	-36.09	18.12	-13.0	-23.09	159.00	Horizontal	Horizontal	Pass
15532.188	-27.99	28.10	-13.0	-14.99	2.00	Horizontal	Horizontal	Pass

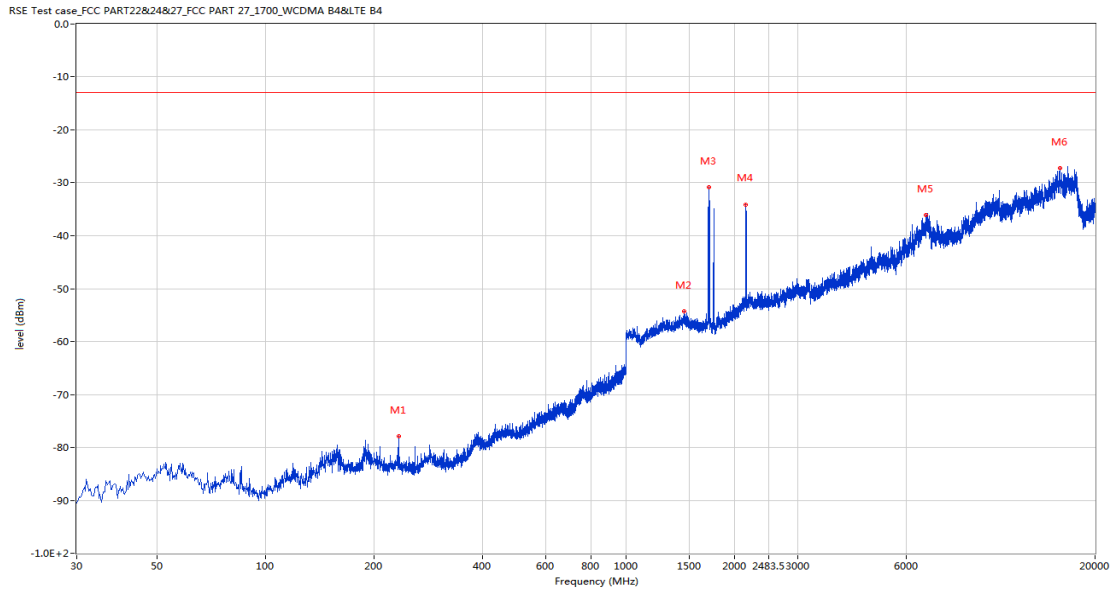
RSE-V WCDMA Band 4 CH1412



Frequency (MHz)	Result (dBm)	Factor (dB)	PK Limit (dBm)	Over Limit (dB)	Table (o)	ANT	EUT	Verdict
159.738	-76.31	-14.66	-13.0	-63.31	1.00	Vertical	Horizontal	Pass
1368.500	-54.91	-4.14	-13.0	-41.91	246.00	Vertical	Horizontal	Pass
1734.000	-41.40	-2.67	-13.0	-28.40	21.00	Vertical	Horizontal	N/A
2132.500	-42.38	0.19	-13.0	-29.38	167.00	Vertical	Horizontal	N/A
6850.000	-36.26	18.34	-13.0	-23.26	164.00	Vertical	Horizontal	Pass
15987.125	-28.27	29.69	-13.0	-15.27	321.00	Vertical	Horizontal	Pass

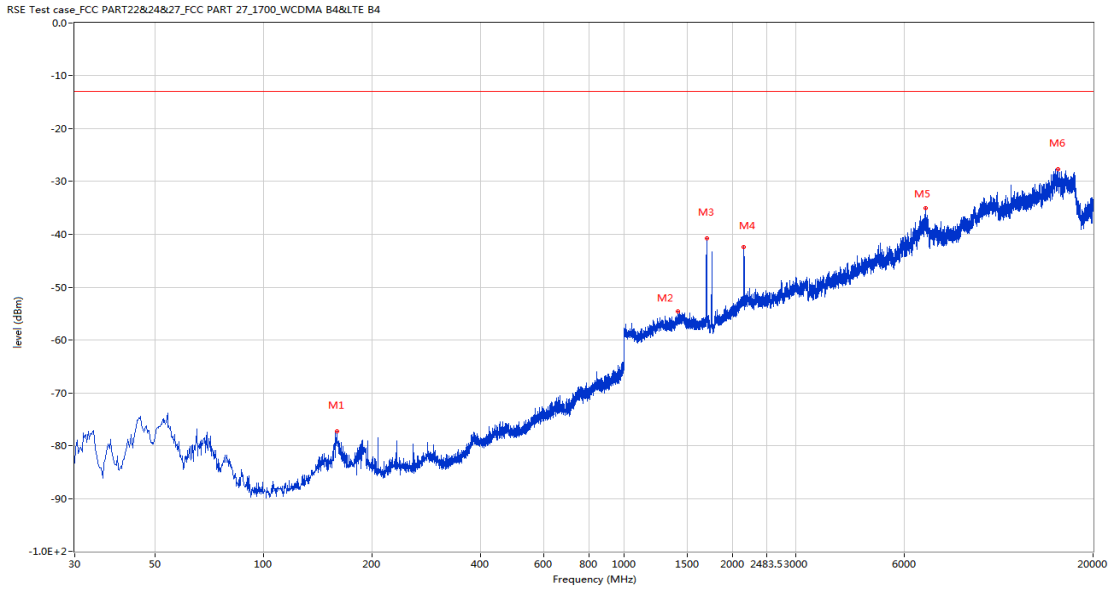
### 6.3 WCDMA Band 4 High Channel

#### RSE-H WCDMA Band 4 CH1513



Frequency (MHz)	Result (dBm)	Factor (dB)	PK Limit (dBm)	Over Limit (dB)	Table (o)	ANT	EUT	Verdict
233.943	-77.94	-14.83	-13.0	-64.94	269.00	Horizontal	Horizontal	Pass
1450.500	-54.31	-3.25	-13.0	-41.31	247.00	Horizontal	Horizontal	Pass
1703.500	-30.87	-2.52	-13.0	-17.87	207.00	Horizontal	Horizontal	N/A
2153.500	-34.07	-0.00	-13.0	-21.07	221.00	Horizontal	Horizontal	N/A
6795.000	-36.09	17.16	-13.0	-23.09	324.00	Horizontal	Horizontal	Pass
15965.375	-27.27	30.00	-13.0	-14.27	248.00	Horizontal	Horizontal	Pass

RSE-V WCDMA Band 4 CH1513

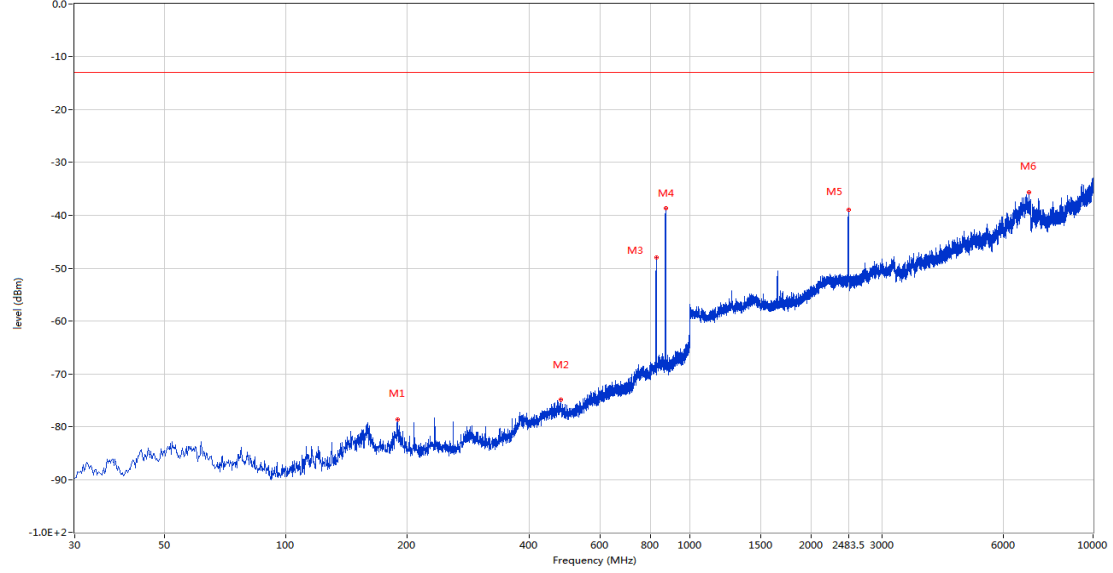


Frequency (MHz)	Result (dBm)	Factor (dB)	PK Limit (dBm)	Over Limit (dB)	Table (o)	ANT	EUT	Verdict
160.222	-77.36	-14.67	-13.0	-64.36	3.00	Vertical	Horizontal	Pass
1410.000	-54.58	-3.12	-13.0	-41.58	256.00	Vertical	Horizontal	Pass
1698.000	-40.81	-3.17	-13.0	-27.81	171.00	Vertical	Horizontal	N/A
2151.500	-42.42	0.08	-13.0	-29.42	195.00	Vertical	Horizontal	N/A
6848.000	-35.06	18.36	-13.0	-22.06	131.00	Vertical	Horizontal	Pass
15974.438	-27.69	29.88	-13.0	-14.69	20.00	Vertical	Horizontal	Pass

7 WCDMA Band 5  
7.1 WCDMA Band 5 Low Channel

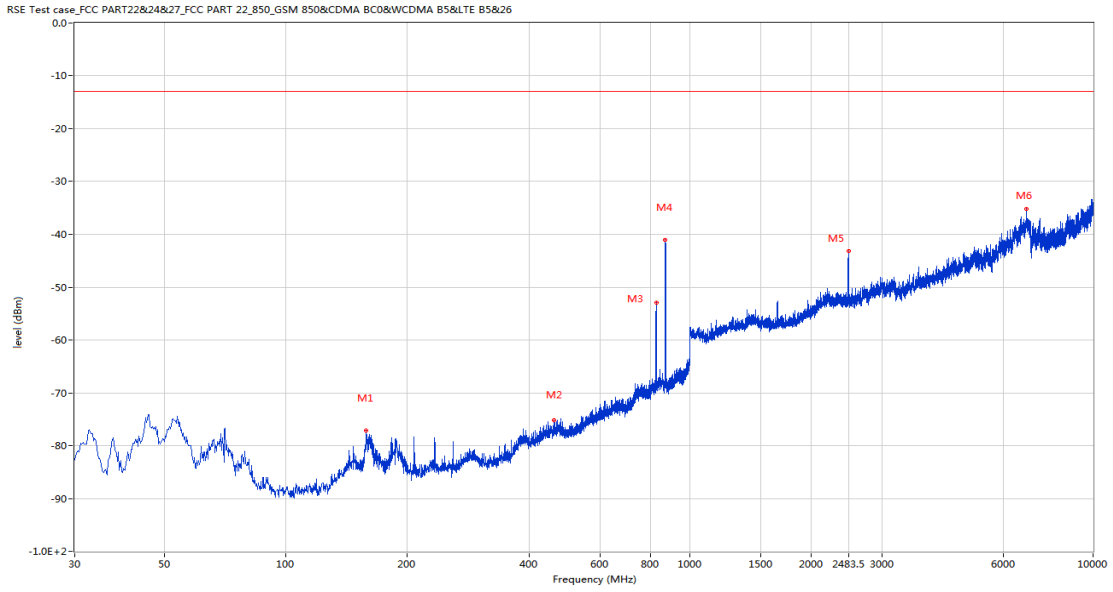
RSE-H WCDMA Band 5 CH4132

RSE Test case\_FCC PART22&24&27\_FCC PART 22\_850\_GSM 850&CDMA BC0&WCDMA B5&LTE B5&26



Frequency (MHz)	Result (dBm)	Factor (dB)	PK Limit (dBm)	Over Limit (dB)	Table (o)	ANT	EUT	Verdict
189.080	-78.65	-14.81	-13.0	-65.65	51.00	Horizontal	Horizontal	Pass
479.595	-74.94	-7.80	-13.0	-61.94	273.00	Horizontal	Horizontal	Pass
828.068	-47.99	1.52	-13.0	-34.99	220.00	Horizontal	Horizontal	N/A
872.445	-38.69	1.21	-13.0	-25.69	220.00	Horizontal	Horizontal	N/A
2476.500	-39.00	0.91	-13.0	-26.00	161.00	Horizontal	Horizontal	Pass
6941.000	-35.69	18.26	-13.0	-22.69	236.00	Horizontal	Horizontal	Pass

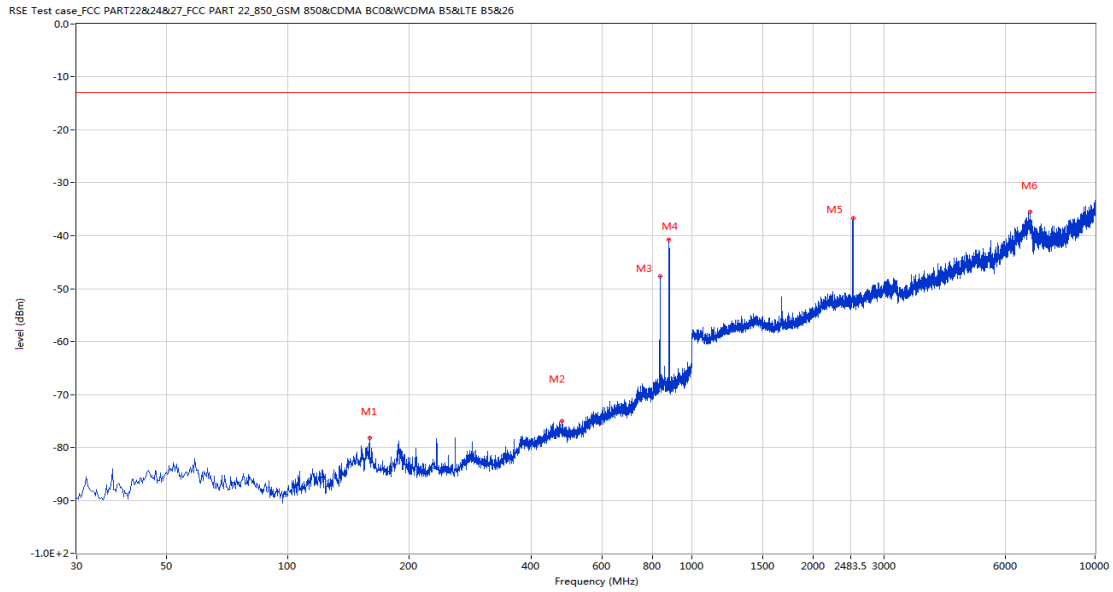
RSE-V WCDMA Band 5 CH4132



Frequency (MHz)	Result (dBm)	Factor (dB)	PK Limit (dBm)	Over Limit (dB)	Table (o)	ANT	EUT	Verdict
158.040	-77.18	-14.63	-13.0	-64.18	0.00	Vertical	Horizontal	Pass
462.135	-75.24	-7.84	-13.0	-62.24	109.00	Vertical	Horizontal	Pass
828.068	-52.96	1.52	-13.0	-39.96	181.00	Vertical	Horizontal	N/A
870.505	-41.08	1.11	-13.0	-28.08	265.00	Vertical	Horizontal	N/A
2477.000	-43.21	0.93	-13.0	-30.21	54.00	Vertical	Horizontal	Pass
6846.000	-35.14	18.30	-13.0	-22.14	324.00	Vertical	Horizontal	Pass

## 7.2 WCDMA Band 5 Middle Channel

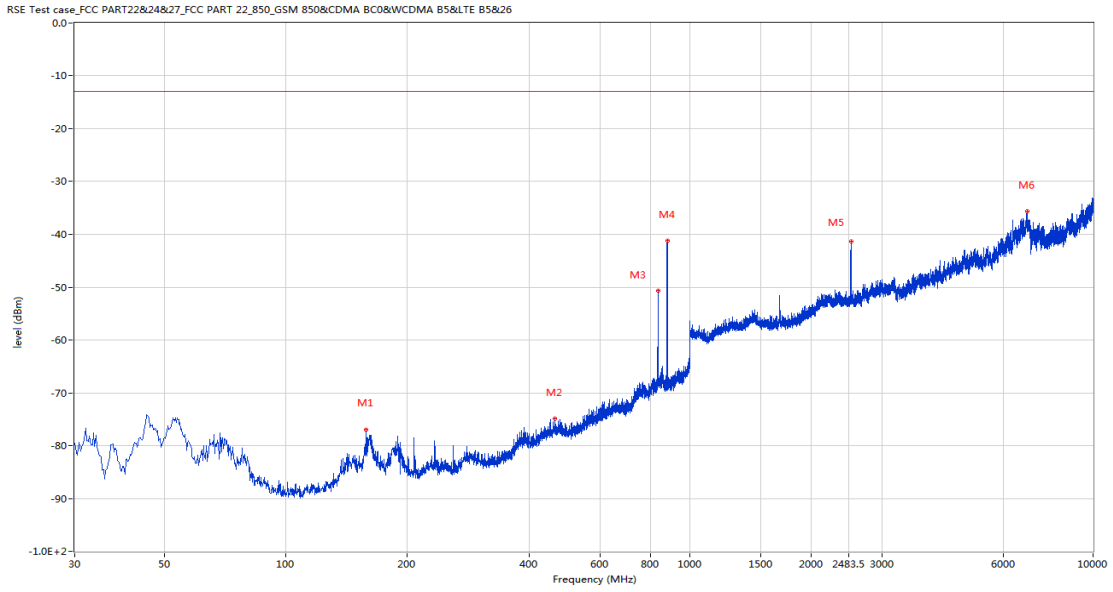
### RSE-H WCDMA Band 5 CH4182



Frequency (MHz)	Result (dBm)	Factor (dB)	PK Limit (dBm)	Over Limit (dB)	Table (o)	ANT	EUT	Verdict
159.495	-78.23	-14.73	-13.0	-65.23	286.00	Horizontal	Horizontal	Pass
477.655	-74.99	-7.76	-13.0	-61.99	39.00	Horizontal	Horizontal	Pass
837.767	-47.66	1.98	-13.0	-34.66	60.00	Horizontal	Horizontal	N/A
879.720	-40.79	1.09	-13.0	-27.79	339.00	Horizontal	Horizontal	N/A
2513.000	-36.64	1.24	-13.0	-23.64	161.00	Horizontal	Horizontal	Pass
6917.000	-35.47	16.86	-13.0	-22.47	238.00	Horizontal	Horizontal	Pass



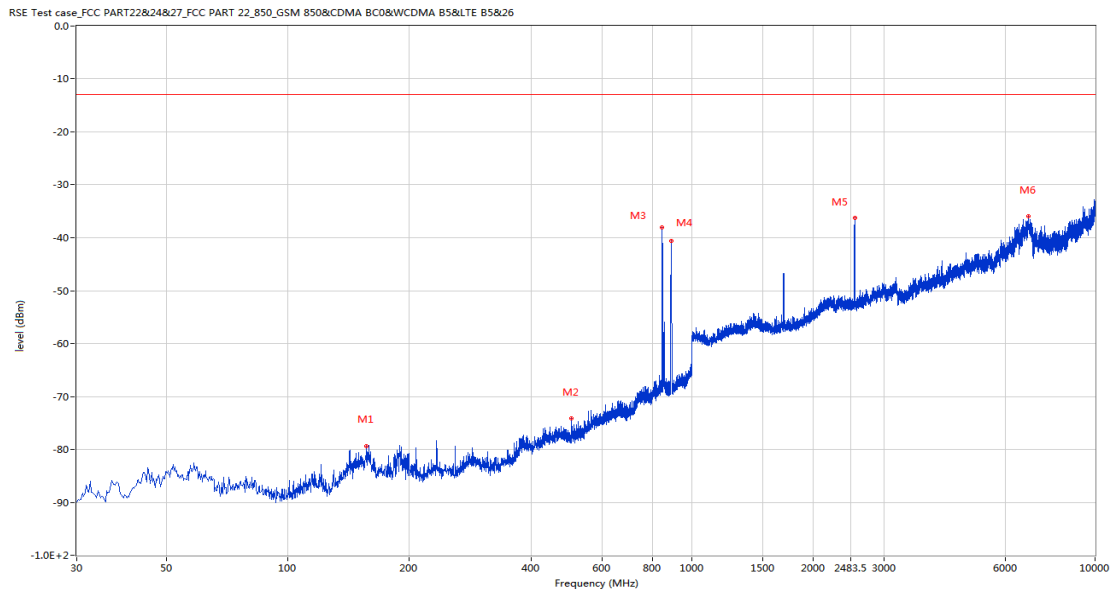
RSE-V WCDMA Band 5 CH4182



Frequency (MHz)	Result (dBm)	Factor (dB)	PK Limit (dBm)	Over Limit (dB)	Table (o)	ANT	EUT	Verdict
158.282	-76.93	-14.65	-13.0	-63.93	343.00	Vertical	Horizontal	Pass
465.045	-74.86	-7.93	-13.0	-61.86	343.00	Vertical	Horizontal	Pass
837.767	-50.63	1.98	-13.0	-37.63	193.00	Vertical	Horizontal	N/A
882.145	-41.26	1.14	-13.0	-28.26	272.00	Vertical	Horizontal	N/A
2513.000	-41.34	1.24	-13.0	-28.34	345.00	Vertical	Horizontal	Pass
6857.000	-35.70	17.52	-13.0	-22.70	321.00	Vertical	Horizontal	Pass

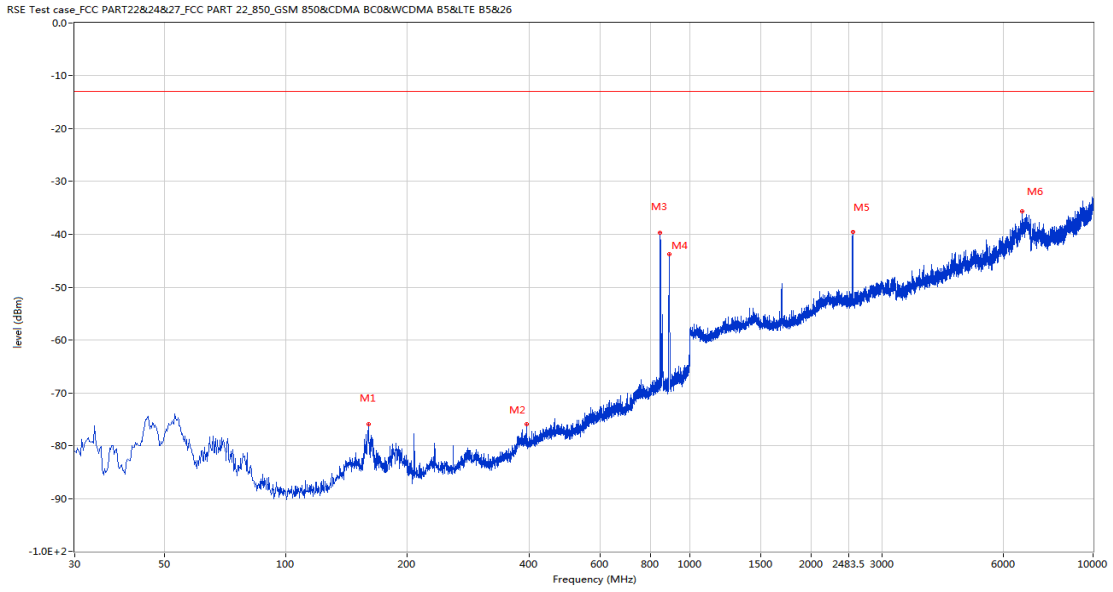
## 7.3 WCDMA Band 5 High Channel

### RSE-H WCDMA Band 5 CH4233



Frequency (MHz)	Result (dBm)	Factor (dB)	PK Limit (dBm)	Over Limit (dB)	Table (o)	ANT	EUT	Verdict
156.828	-79.45	-14.53	-13.0	-66.45	319.00	Horizontal	Horizontal	Pass
505.300	-74.11	-8.14	-13.0	-61.11	48.00	Horizontal	Horizontal	Pass
846.982	-37.99	2.04	-13.0	-24.99	225.00	Horizontal	Horizontal	N/A
892.572	-40.53	1.19	-13.0	-27.53	144.00	Horizontal	Horizontal	N/A
2543.500	-36.20	1.48	-13.0	-23.20	165.00	Horizontal	Horizontal	Pass
6838.000	-35.99	18.20	-13.0	-22.99	158.00	Horizontal	Horizontal	Pass

RSE-V WCDMA Band 5 CH4233

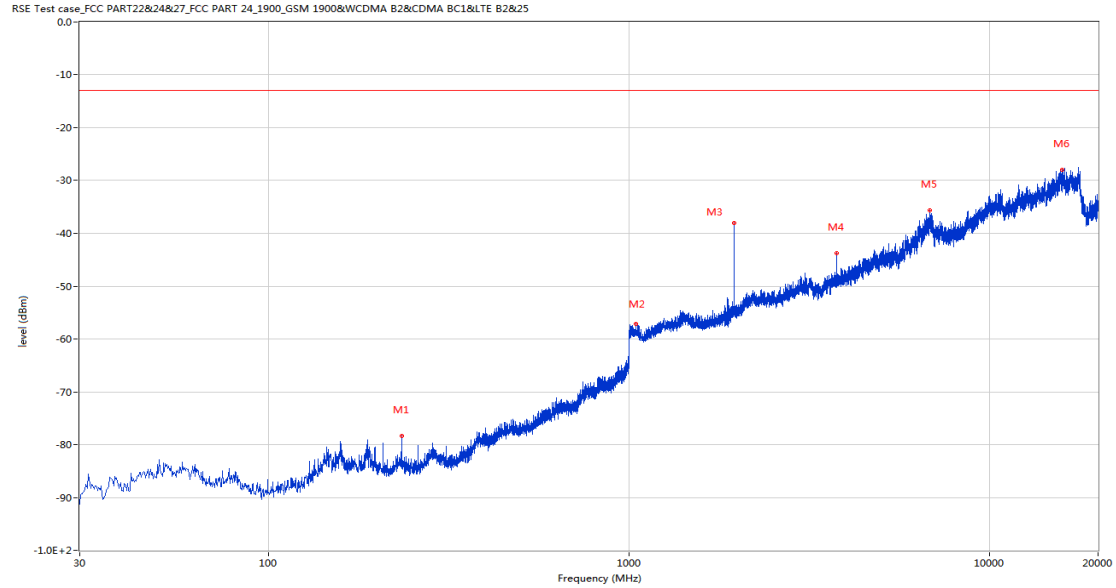


Frequency (MHz)	Result (dBm)	Factor (dB)	PK Limit (dBm)	Over Limit (dB)	Table (o)	ANT	EUT	Verdict
160.465	-75.93	-14.66	-13.0	-62.93	25.00	Vertical	Horizontal	Pass
394.478	-76.01	-9.83	-13.0	-63.01	227.00	Vertical	Horizontal	Pass
846.740	-39.70	2.04	-13.0	-26.70	182.00	Vertical	Horizontal	N/A
890.148	-43.82	1.04	-13.0	-30.82	261.00	Vertical	Horizontal	N/A
2537.000	-39.60	1.47	-13.0	-26.60	46.00	Vertical	Horizontal	Pass
6689.000	-35.58	16.29	-13.0	-22.58	310.00	Vertical	Horizontal	Pass

## 8 LTE Band 2

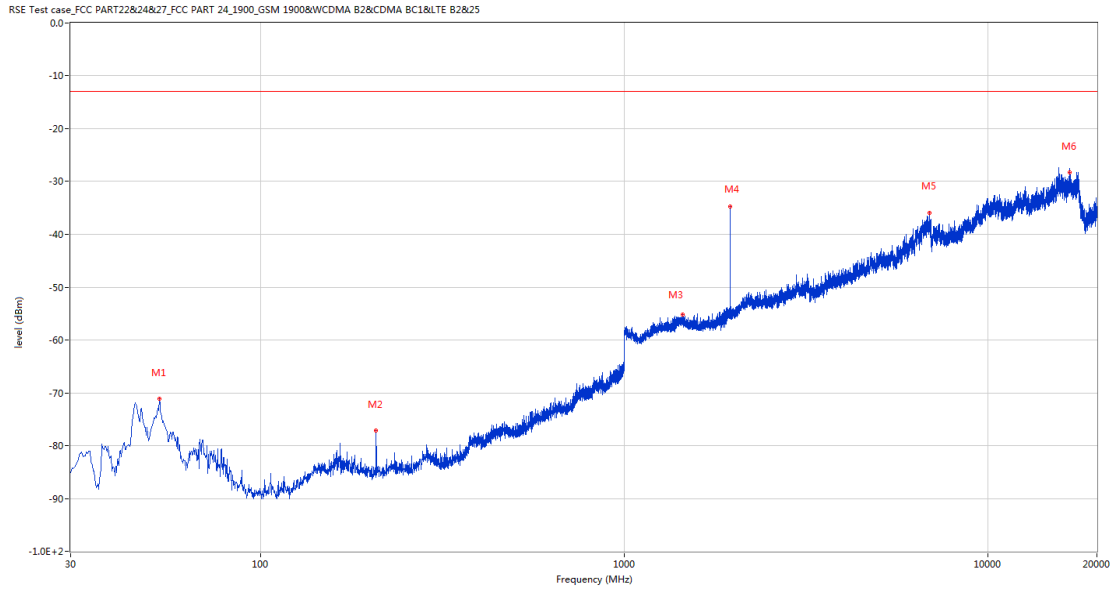
### 8.1 LTE Band2 BW1.4, Middle Channel

RSE-H LTE Band2 BW1.4 CH18900



Frequency (MHz)	Result (dBm)	Factor (dB)	PK Limit (dBm)	Over Limit (dB)	Table (o)	ANT	EUT	Verdict
233.943	-78.41	-14.66	-13.0	-65.41	93.00	Horizontal	Horizontal	Pass
1046.000	-57.08	-5.06	-13.0	-44.08	86.00	Horizontal	Horizontal	Pass
1960.500	-38.00	-1.91	-13.0	-25.00	245.00	Horizontal	Horizontal	N/A
3759.000	-43.73	7.43	-13.0	-30.73	56.00	Horizontal	Horizontal	Pass
6836.000	-35.70	18.12	-13.0	-22.70	287.00	Horizontal	Horizontal	Pass
15927.312	-28.03	29.38	-13.0	-15.03	338.00	Horizontal	Horizontal	Pass

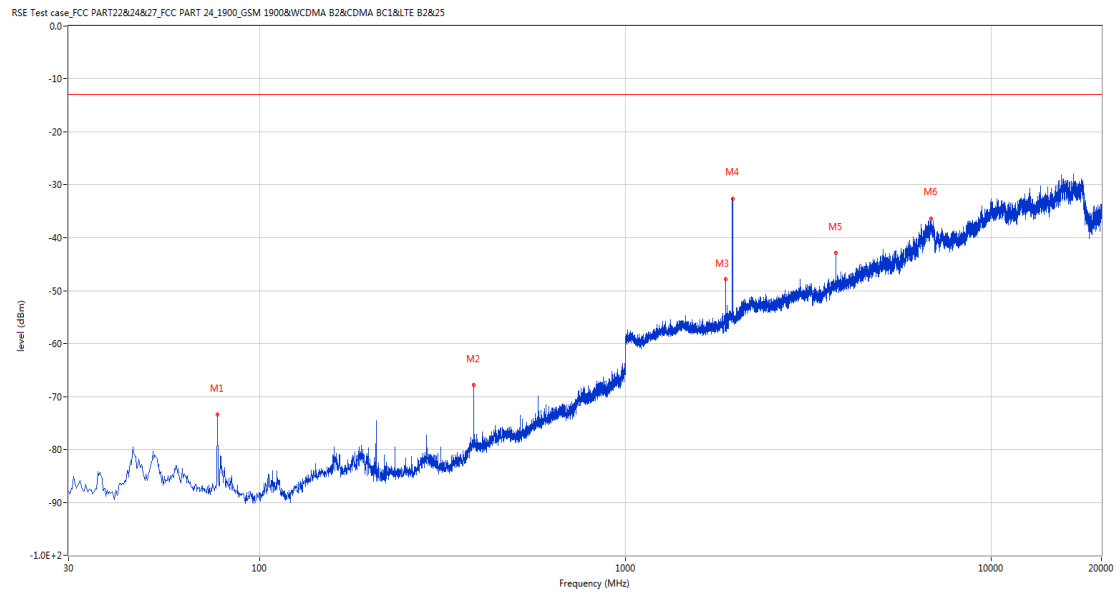
RSE-V LTE Band2 BW1.4 CH18900



Frequency (MHz)	Result (dBm)	Factor (dB)	PK Limit (dBm)	Over Limit (dB)	Table (o)	ANT	EUT	Verdict
52.553	-71.11	-15.63	-13.0	-58.11	213.00	Vertical	Horizontal	Pass
207.995	-77.14	-15.72	-13.0	-64.14	34.00	Vertical	Horizontal	Pass
1452.000	-55.25	-3.23	-13.0	-42.25	33.00	Vertical	Horizontal	Pass
1960.500	-34.79	-1.91	-13.0	-21.79	302.00	Vertical	Horizontal	N/A
6940.000	-35.87	18.22	-13.0	-22.87	69.00	Vertical	Horizontal	Pass
16788.250	-28.30	30.02	-13.0	-15.30	359.00	Vertical	Horizontal	Pass

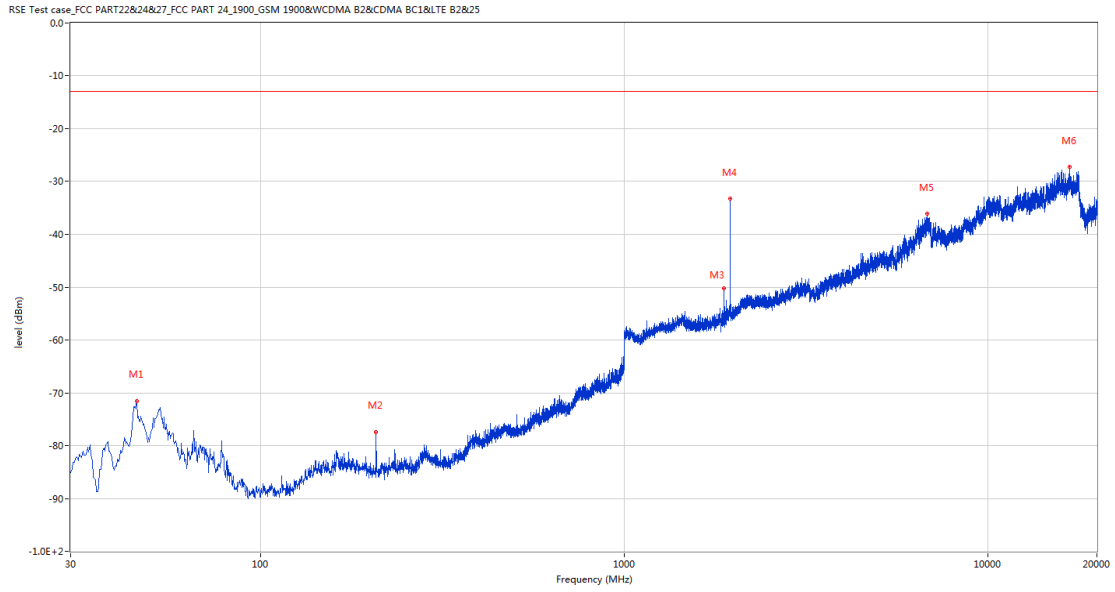
## 8.2 LTE Band2 BW3, Middle Channel

RSE-H LTE Band2 BW3 CH18900



Frequency (MHz)	Result (dBm)	Factor (dB)	PK Limit (dBm)	Over Limit (dB)	Table (o)	ANT	EUT	Verdict
76.560	-73.36	-16.45	-13.0	-60.36	82.00	Horizontal	Horizontal	Pass
384.050	-67.89	-9.65	-13.0	-54.89	27.00	Horizontal	Horizontal	Pass
1879.000	-47.76	-1.58	-13.0	-34.76	258.00	Horizontal	Horizontal	N/A
1960.500	-32.56	-1.91	-13.0	-19.56	314.00	Horizontal	Horizontal	N/A
3758.000	-42.84	7.47	-13.0	-29.84	44.00	Horizontal	Horizontal	Pass
6849.000	-36.42	18.30	-13.0	-23.42	44.00	Horizontal	Horizontal	Pass

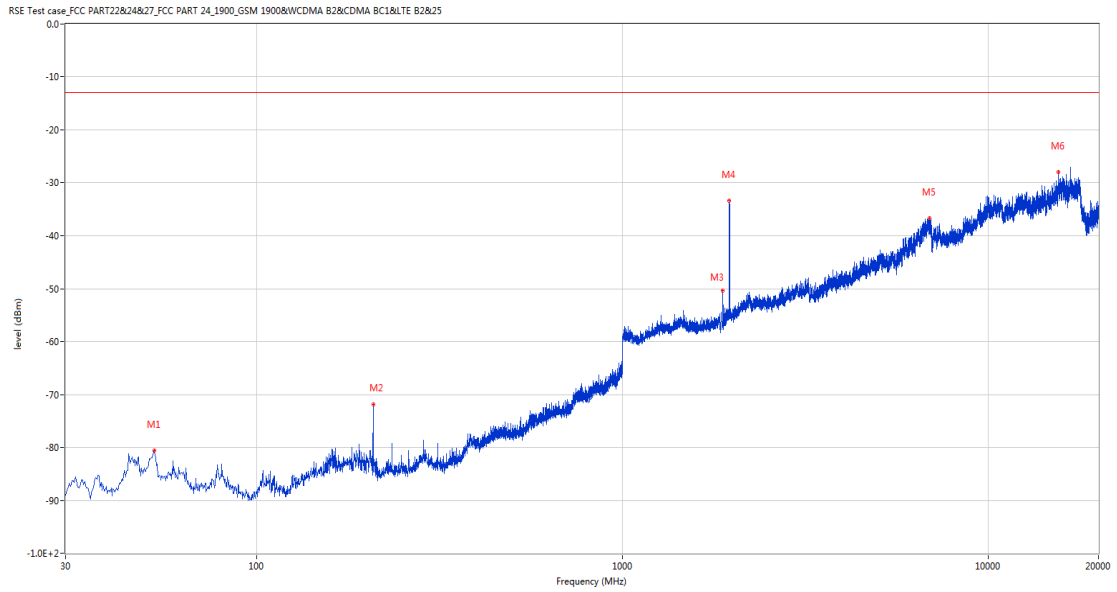
RSE-V LTE Band2 BW3 CH18900



Frequency (MHz)	Result (dBm)	Factor (dB)	PK Limit (dBm)	Over Limit (dB)	Table (o)	ANT	EUT	Verdict
45.520	-71.57	-15.61	-13.0	-58.57	360.00	Vertical	Horizontal	Pass
207.995	-77.37	-15.72	-13.0	-64.37	67.00	Vertical	Horizontal	Pass
1879.000	-50.21	-1.58	-13.0	-37.21	312.00	Vertical	Horizontal	N/A
1959.500	-33.22	-1.90	-13.0	-20.22	72.00	Vertical	Horizontal	N/A
6817.000	-36.11	17.41	-13.0	-23.11	234.00	Vertical	Horizontal	Pass
16799.126	-27.29	30.20	-13.0	-14.29	69.00	Vertical	Horizontal	Pass

### 8.3 LTE Band2 BW5, Middle Channel

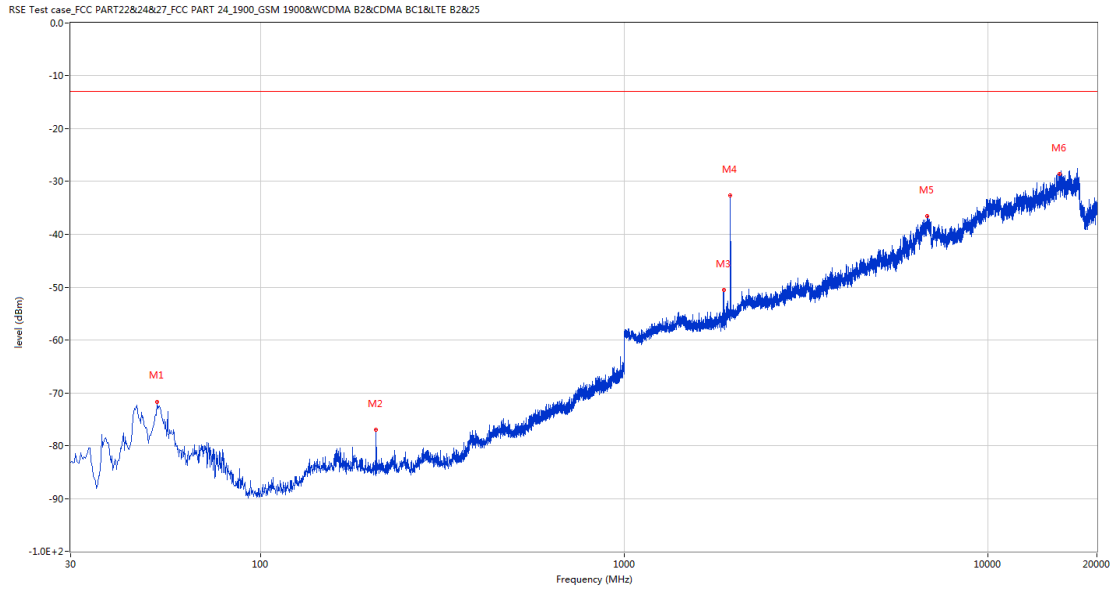
#### RSE-H LTE Band2 BW5 CH18900



Frequency (MHz)	Result (dBm)	Factor (dB)	PK Limit (dBm)	Over Limit (dB)	Table (o)	ANT	EUT	Verdict
52.553	-80.61	-15.63	-13.0	-67.61	123.00	Horizontal	Horizontal	Pass
207.995	-71.95	-15.72	-13.0	-58.95	315.00	Horizontal	Horizontal	Pass
1879.000	-50.39	-1.58	-13.0	-37.39	302.00	Horizontal	Horizontal	N/A
1958.500	-33.38	-1.84	-13.0	-20.38	90.00	Horizontal	Horizontal	N/A
6899.000	-36.71	16.80	-13.0	-23.71	161.00	Horizontal	Horizontal	Pass
15550.312	-28.02	28.52	-13.0	-15.02	352.00	Horizontal	Horizontal	Pass



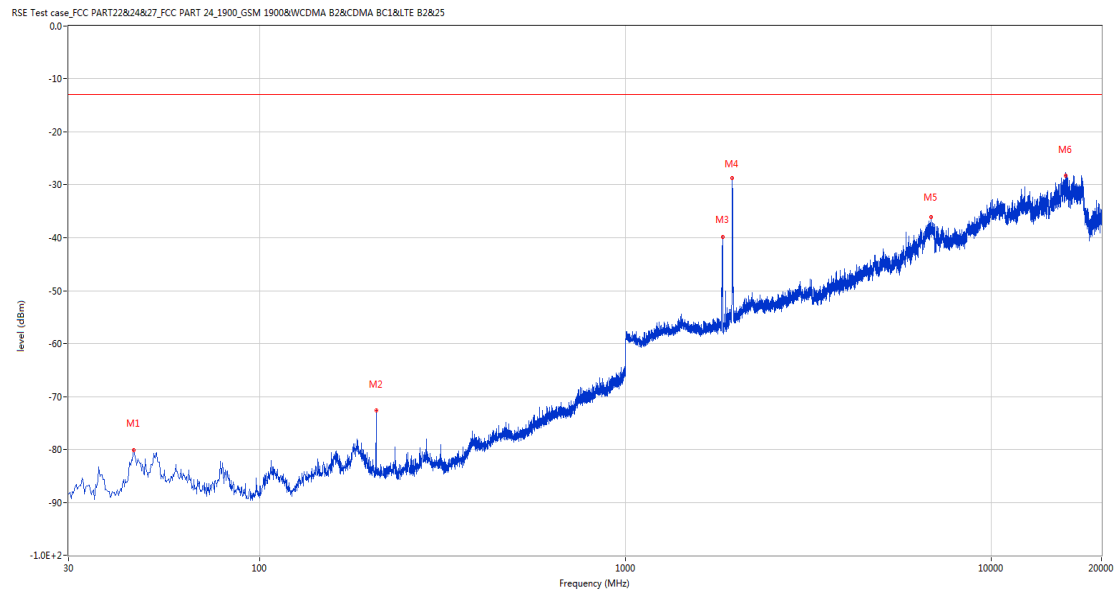
RSE-V LTE Band2 BW5 CH18900



Frequency (MHz)	Result (dBm)	Factor (dB)	PK Limit (dBm)	Over Limit (dB)	Table (o)	ANT	EUT	Verdict
51.825	-71.67	-15.62	-13.0	-58.67	240.00	Vertical	Horizontal	Pass
207.995	-76.98	-15.72	-13.0	-63.98	64.00	Vertical	Horizontal	Pass
1878.000	-50.59	-1.60	-13.0	-37.59	337.00	Vertical	Horizontal	N/A
1961.500	-32.64	-1.92	-13.0	-19.64	306.00	Vertical	Horizontal	N/A
6834.000	-36.54	18.05	-13.0	-23.54	109.00	Vertical	Horizontal	Pass
15766.000	-28.55	28.24	-13.0	-15.55	283.00	Vertical	Horizontal	Pass

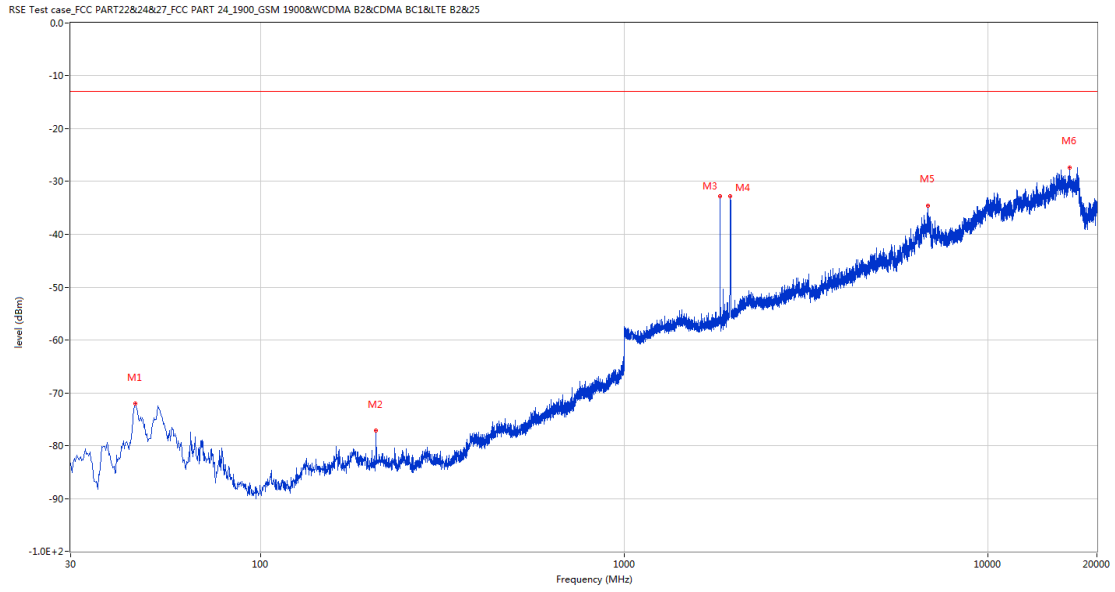
## 8.4 LTE Band2 BW10, Middle Channel

### RSE-H LTE Band2 BW10 CH18900



Frequency (MHz)	Result (dBm)	Factor (dB)	PK Limit (dBm)	Over Limit (dB)	Table (o)	ANT	EUT	Verdict
45.278	-80.10	-15.58	-13.0	-67.10	295.00	Horizontal	Horizontal	Pass
207.995	-72.61	-15.72	-13.0	-59.61	159.00	Horizontal	Horizontal	Pass
1842.500	-39.90	-2.13	-13.0	-26.90	244.00	Horizontal	Horizontal	N/A
1956.500	-28.71	-1.92	-13.0	-15.71	275.00	Horizontal	Horizontal	N/A
6849.000	-36.12	18.30	-13.0	-23.12	109.00	Horizontal	Horizontal	Pass
15992.563	-28.24	29.60	-13.0	-15.24	0.00	Horizontal	Horizontal	Pass

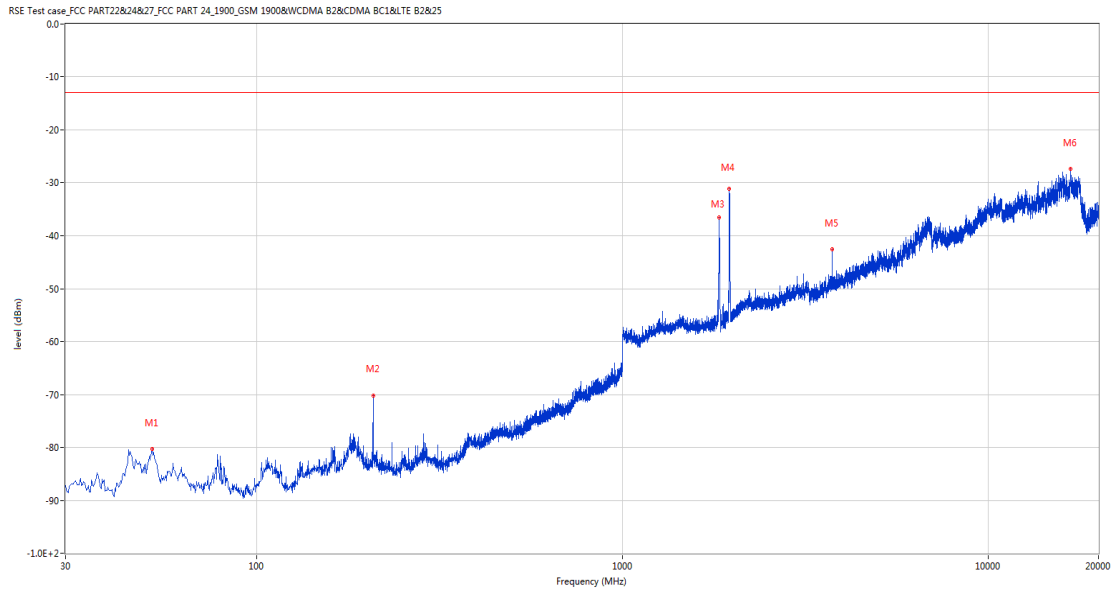
RSE-V LTE Band2 BW10 CH18900



Frequency (MHz)	Result (dBm)	Factor (dB)	PK Limit (dBm)	Over Limit (dB)	Table (o)	ANT	EUT	Verdict
45.278	-72.07	-15.58	-13.0	-59.07	296.00	Vertical	Horizontal	Pass
207.995	-77.19	-15.72	-13.0	-64.19	79.00	Vertical	Horizontal	Pass
1836.500	-32.78	-2.93	-13.0	-19.78	166.00	Vertical	Horizontal	N/A
1958.000	-32.79	-1.81	-13.0	-19.79	300.00	Vertical	Horizontal	N/A
6846.000	-34.54	18.30	-13.0	-21.54	74.00	Vertical	Horizontal	Pass
16800.938	-27.30	30.18	-13.0	-14.30	89.00	Vertical	Horizontal	Pass

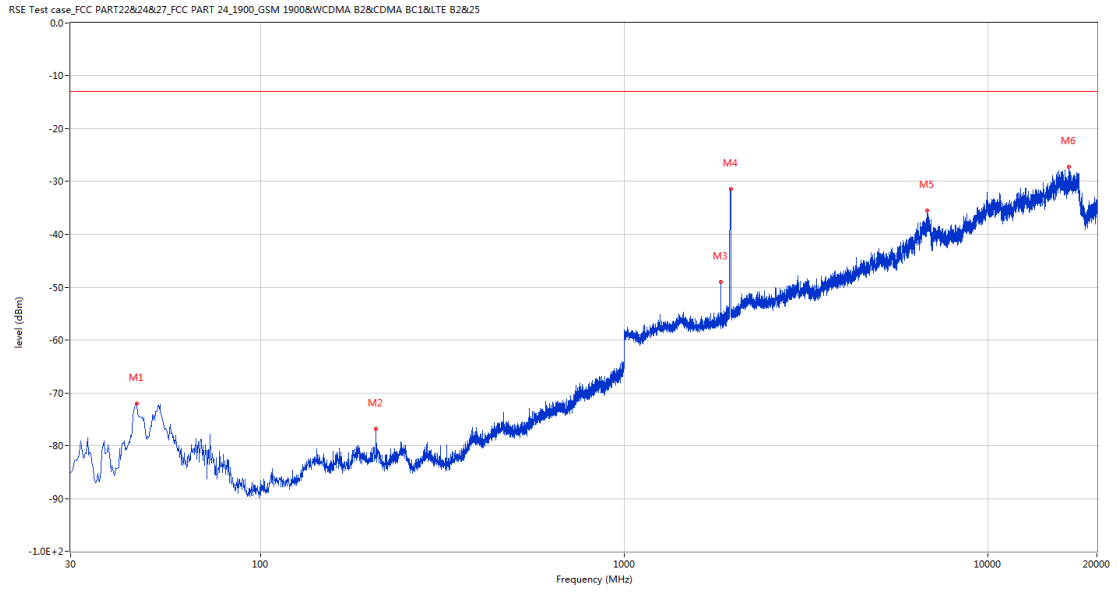
## 8.5 LTE Band2 BW15, Middle Channel

RSE-H LTE Band2 BW15 CH18900



Frequency (MHz)	Result (dBm)	Factor (dB)	PK Limit (dBm)	Over Limit (dB)	Table (o)	ANT	EUT	Verdict
51.825	-80.35	-15.62	-13.0	-67.35	16.00	Horizontal	Horizontal	Pass
207.995	-70.15	-15.72	-13.0	-57.15	138.00	Horizontal	Horizontal	Pass
1836.500	-36.51	-2.93	-13.0	-23.51	189.00	Horizontal	Horizontal	N/A
1954.000	-31.06	-2.24	-13.0	-18.06	330.00	Horizontal	Horizontal	N/A
3747.000	-42.52	7.42	-13.0	-29.52	40.00	Horizontal	Horizontal	Pass
16797.312	-27.37	30.17	-13.0	-14.37	290.00	Horizontal	Horizontal	Pass

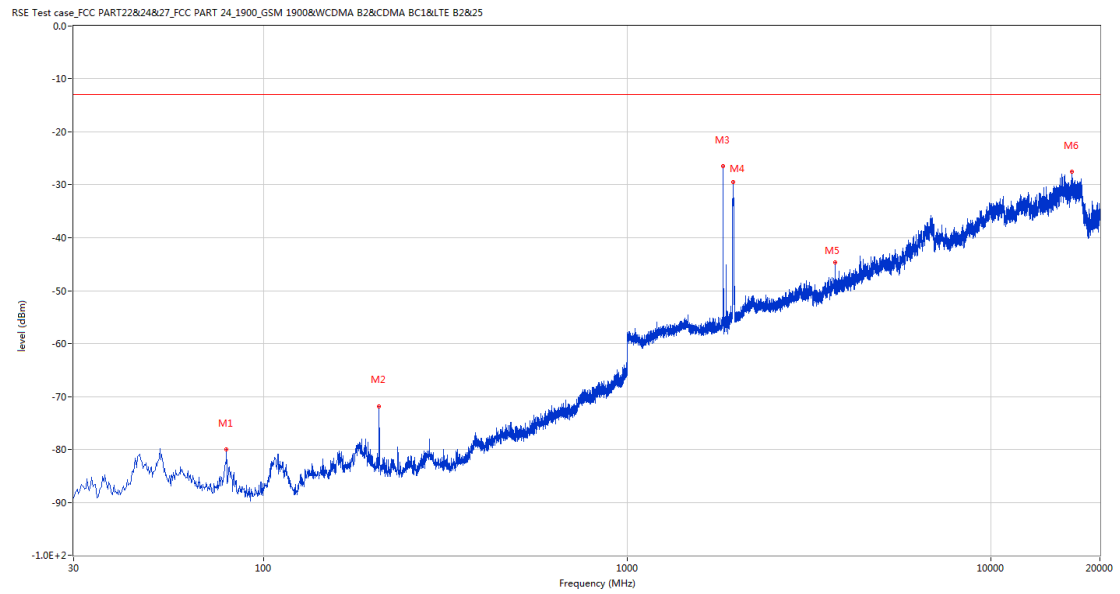
RSE-V LTE Band2 BW15 CH18900



Frequency (MHz)	Result (dBm)	Factor (dB)	PK Limit (dBm)	Over Limit (dB)	Table (o)	ANT	EUT	Verdict
45.520	-72.04	-15.61	-13.0	-59.04	98.00	Vertical	Horizontal	Pass
207.995	-76.86	-15.72	-13.0	-63.86	56.00	Vertical	Horizontal	Pass
1847.000	-49.09	-2.12	-13.0	-36.09	341.00	Vertical	Horizontal	N/A
1963.500	-31.43	-1.89	-13.0	-18.43	302.00	Vertical	Horizontal	N/A
6835.000	-35.47	18.09	-13.0	-22.47	348.00	Vertical	Horizontal	Pass
16726.625	-27.23	28.09	-13.0	-14.23	109.00	Vertical	Horizontal	Pass

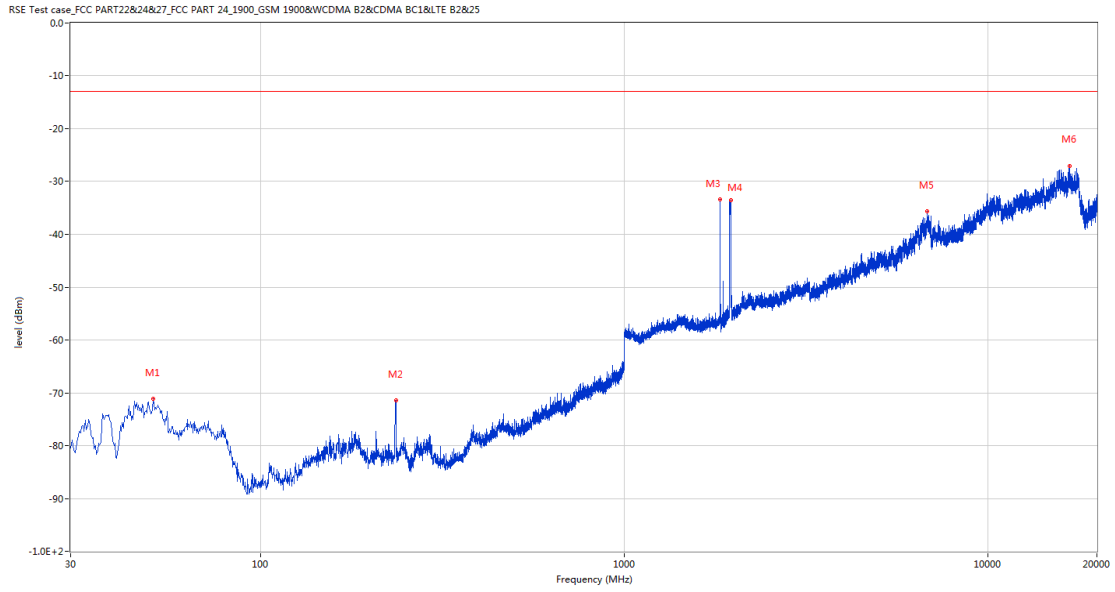
## 8.6 LTE Band2 BW20, Middle Channel

### RSE-H LTE Band2 BW20 CH18900



Frequency (MHz)	Result (dBm)	Factor (dB)	PK Limit (dBm)	Over Limit (dB)	Table (o)	ANT	EUT	Verdict
78.985	-80.03	-16.68	-13.0	-67.03	235.00	Horizontal	Horizontal	Pass
207.995	-71.83	-15.72	-13.0	-58.83	327.00	Horizontal	Horizontal	Pass
1835.500	-26.50	-2.94	-13.0	-13.50	232.00	Horizontal	Horizontal	N/A
1955.000	-29.52	-2.16	-13.0	-16.52	277.00	Horizontal	Horizontal	N/A
3742.000	-44.72	7.38	-13.0	-31.72	37.00	Horizontal	Horizontal	Pass
16779.187	-27.50	29.85	-13.0	-14.50	36.00	Horizontal	Horizontal	Pass

RSE-V LTE Band2 BW20 CH18900

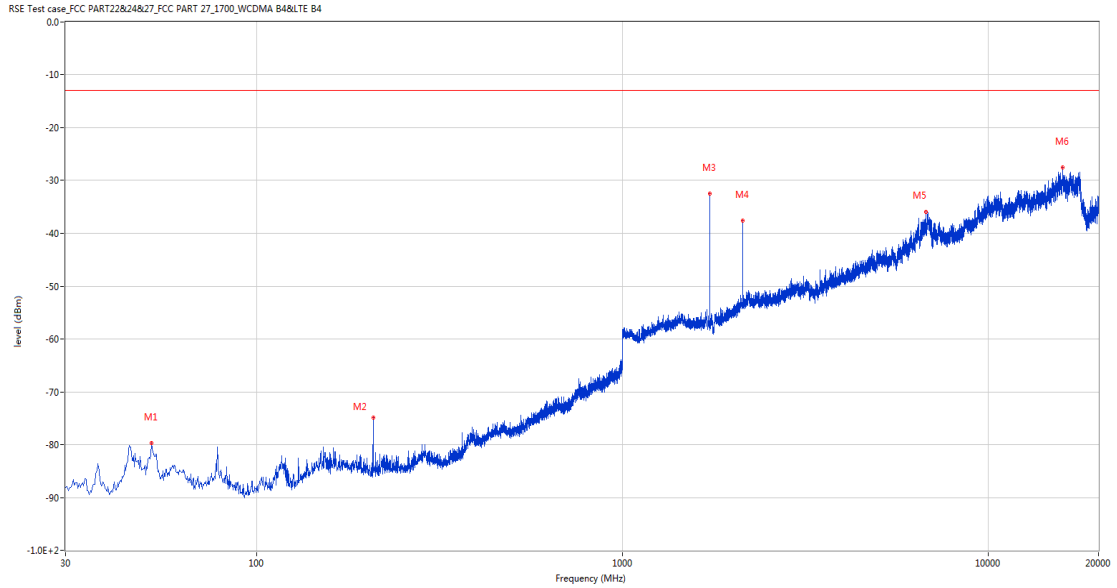


Frequency (MHz)	Result (dBm)	Factor (dB)	PK Limit (dBm)	Over Limit (dB)	Table (o)	ANT	EUT	Verdict
50.612	-71.18	-15.34	-13.0	-58.18	314.00	Vertical	Horizontal	Pass
235.398	-71.45	-14.76	-13.0	-58.45	360.00	Vertical	Horizontal	Pass
1835.500	-33.41	-2.94	-13.0	-20.41	338.00	Vertical	Horizontal	N/A
1967.000	-33.46	-2.13	-13.0	-20.46	301.00	Vertical	Horizontal	N/A
6831.000	-35.71	17.81	-13.0	-22.71	269.00	Vertical	Horizontal	Pass
16813.625	-27.09	29.77	-13.0	-14.09	90.00	Vertical	Horizontal	Pass

## 9 LTE Band 4

### 9.1 LTE Band4 BW1.4, Middle Channel

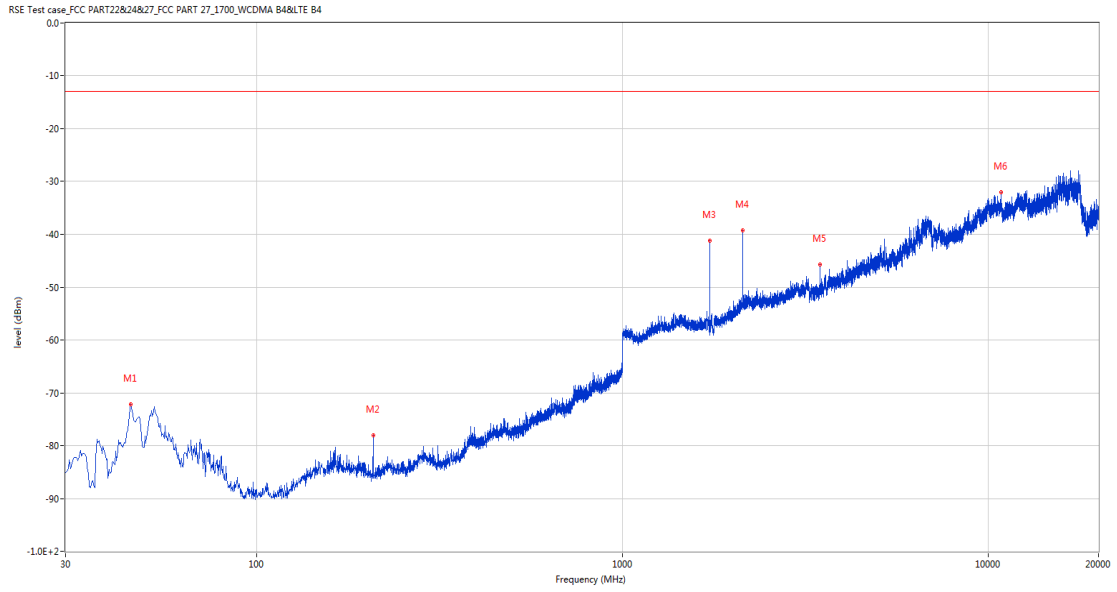
RSE-H LTE Band4 BW1.4 CH20175



Frequency (MHz)	Result (dBm)	Factor (dB)	PK Limit (dBm)	Over Limit (dB)	Table (o)	ANT	EUT	Verdict
51.583	-79.71	-15.55	-13.0	-66.71	177.00	Horizontal	Horizontal	Pass
207.995	-74.88	-15.79	-13.0	-61.88	355.00	Horizontal	Horizontal	Pass
1732.500	-32.50	-2.66	-13.0	-19.50	219.00	Horizontal	Horizontal	N/A
2133.000	-37.59	0.21	-13.0	-24.59	180.00	Horizontal	Horizontal	N/A
6759.000	-35.96	16.46	-13.0	-22.96	150.00	Horizontal	Horizontal	Pass
15992.563	-27.56	29.60	-13.0	-14.56	110.00	Horizontal	Horizontal	Pass



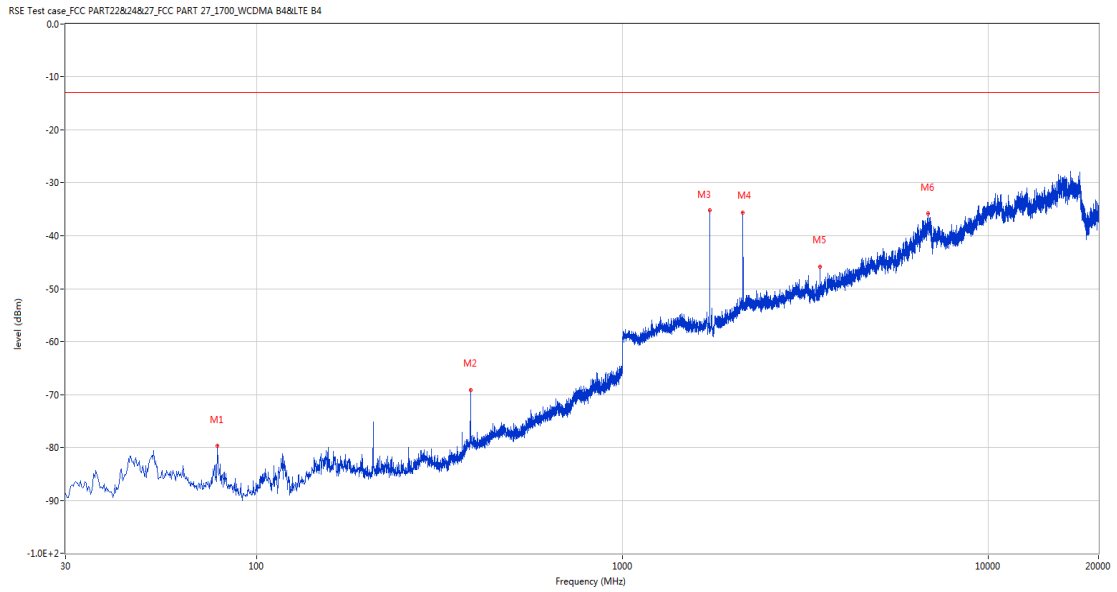
RSE-V LTE Band4 BW1.4 CH20175



Frequency (MHz)	Result (dBm)	Factor (dB)	PK Limit (dBm)	Over Limit (dB)	Table (o)	ANT	EUT	Verdict
45.278	-72.26	-15.72	-13.0	-59.26	252.00	Vertical	Horizontal	Pass
207.995	-78.08	-15.79	-13.0	-65.08	72.00	Vertical	Horizontal	Pass
1732.500	-42.18	-2.66	-13.0	-29.18	356.00	Vertical	Horizontal	N/A
2133.000	-43.31	0.21	-13.0	-30.31	304.00	Vertical	Horizontal	N/A
3464.000	-45.71	5.73	-13.0	-32.71	295.00	Vertical	Horizontal	Pass
10813.688	-32.05	23.86	-13.0	-19.05	41.00	Vertical	Horizontal	Pass

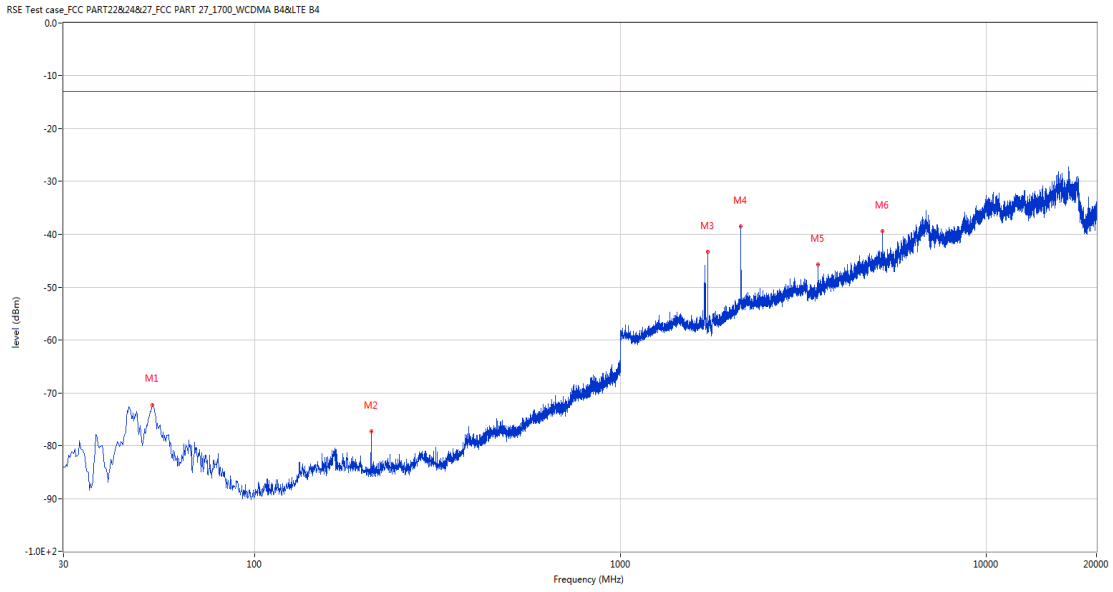
## 9.2 LTE Band4 BW3, Middle Channel

RSE-H LTE Band4 BW3 CH20175



Frequency (MHz)	Result (dBm)	Factor (dB)	PK Limit (dBm)	Over Limit (dB)	Table (o)	ANT	EUT	Verdict
78.015	-79.71	-16.65	-13.0	-66.71	69.00	Horizontal	Horizontal	Pass
384.050	-69.11	-9.52	-13.0	-56.11	192.00	Horizontal	Horizontal	Pass
1731.500	-35.12	-2.66	-13.0	-22.12	225.00	Horizontal	Horizontal	N/A
2132.500	-35.64	0.19	-13.0	-22.64	200.00	Horizontal	Horizontal	N/A
3463.000	-45.81	5.63	-13.0	-32.81	219.00	Horizontal	Horizontal	Pass
6831.000	-35.82	17.81	-13.0	-22.82	334.00	Horizontal	Horizontal	Pass

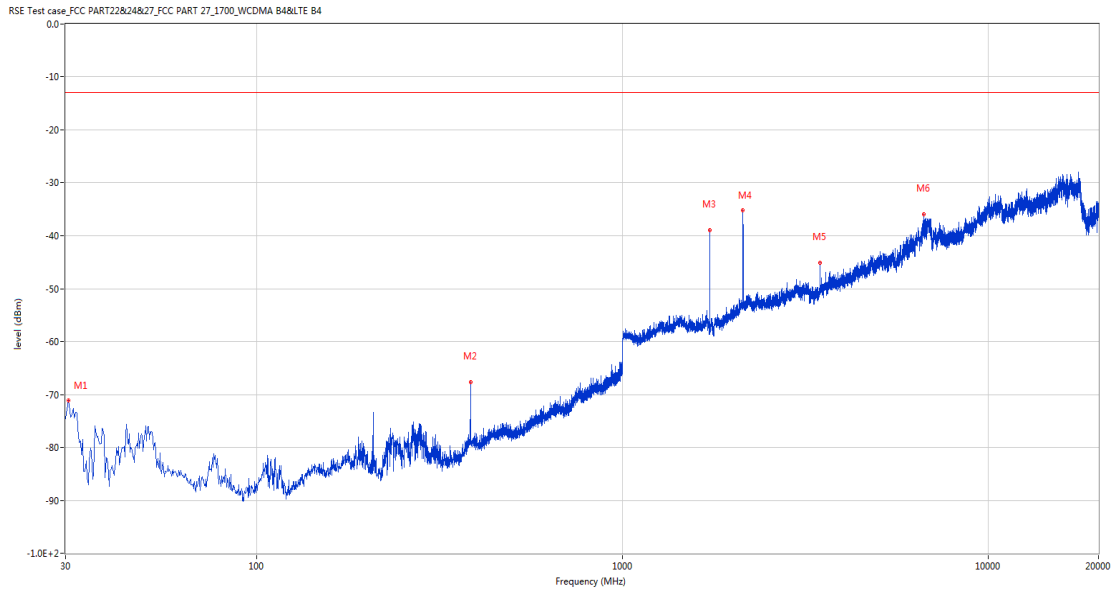
RSE-V LTE Band4 BW3 CH20175



Frequency (MHz)	Result (dBm)	Factor (dB)	PK Limit (dBm)	Over Limit (dB)	Table (o)	ANT	EUT	Verdict
52.553	-72.29	-15.57	-13.0	-59.29	97.00	Vertical	Horizontal	Pass
207.995	-77.32	-15.79	-13.0	-64.32	81.00	Vertical	Horizontal	Pass
1731.500	-43.38	-2.66	-13.0	-30.38	35.00	Vertical	Horizontal	N/A
2132.500	-38.47	0.19	-13.0	-25.47	98.00	Vertical	Horizontal	N/A
3463.000	-45.73	5.63	-13.0	-32.73	291.00	Vertical	Horizontal	Pass
5194.000	-39.40	10.51	-13.0	-26.40	291.00	Vertical	Horizontal	Pass

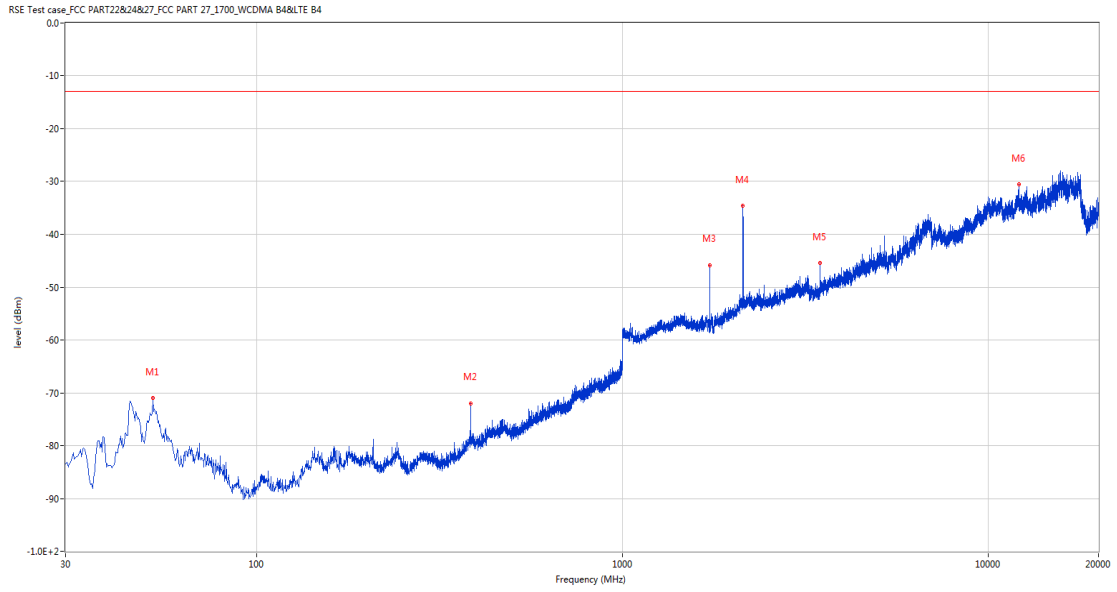
### 9.3 LTE Band4 BW5, Middle Channel

#### RSE-H LTE Band4 BW5 CH20175



Frequency (MHz)	Result (dBm)	Factor (dB)	PK Limit (dBm)	Over Limit (dB)	Table (o)	ANT	EUT	Verdict
30.485	-71.09	-19.12	-13.0	-58.09	200.00	Horizontal	Horizontal	Pass
384.050	-67.67	-9.52	-13.0	-54.67	293.00	Horizontal	Horizontal	Pass
1730.500	-38.94	-2.65	-13.0	-25.94	218.00	Horizontal	Horizontal	N/A
2131.000	-35.15	0.16	-13.0	-22.15	194.00	Horizontal	Horizontal	N/A
3461.000	-45.15	5.55	-13.0	-32.15	328.00	Horizontal	Horizontal	Pass
6646.000	-35.88	17.13	-13.0	-22.88	208.00	Horizontal	Horizontal	Pass

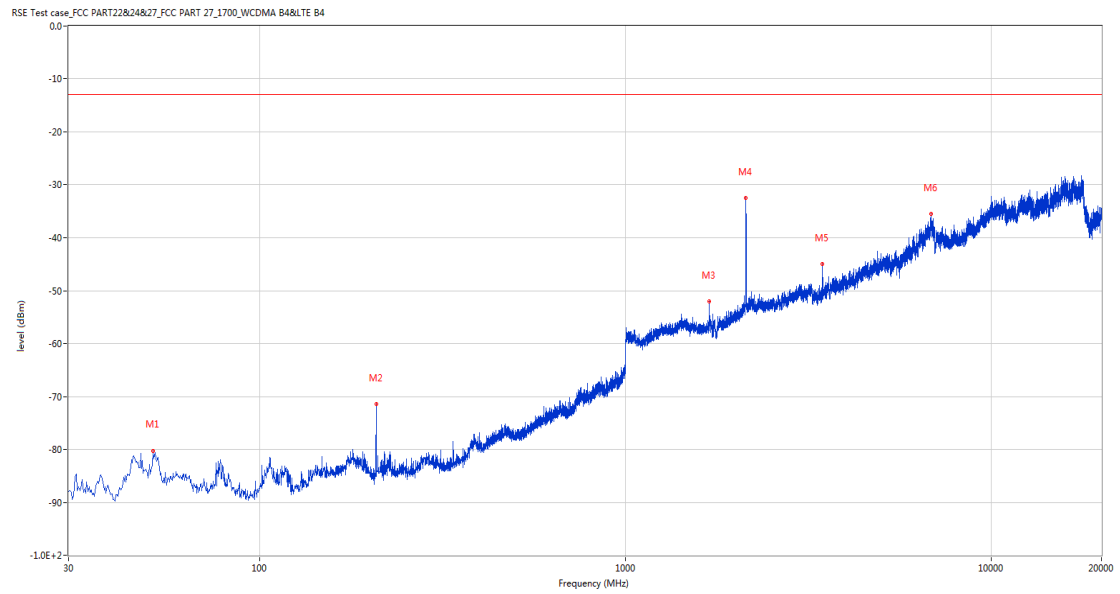
RSE-V LTE Band4 BW5 CH20175



Frequency (MHz)	Result (dBm)	Factor (dB)	PK Limit (dBm)	Over Limit (dB)	Table (o)	ANT	EUT	Verdict
52.068	-70.99	-15.60	-13.0	-57.99	206.00	Vertical	Horizontal	Pass
384.050	-71.99	-9.52	-13.0	-58.99	93.00	Vertical	Horizontal	Pass
1730.500	-45.79	-2.65	-13.0	-32.79	6.00	Vertical	Horizontal	N/A
2134.000	-34.57	0.22	-13.0	-21.57	313.00	Vertical	Horizontal	N/A
3461.000	-45.38	5.55	-13.0	-32.38	96.00	Vertical	Horizontal	Pass
12103.125	-30.56	23.84	-13.0	-17.56	0.00	Vertical	Horizontal	Pass

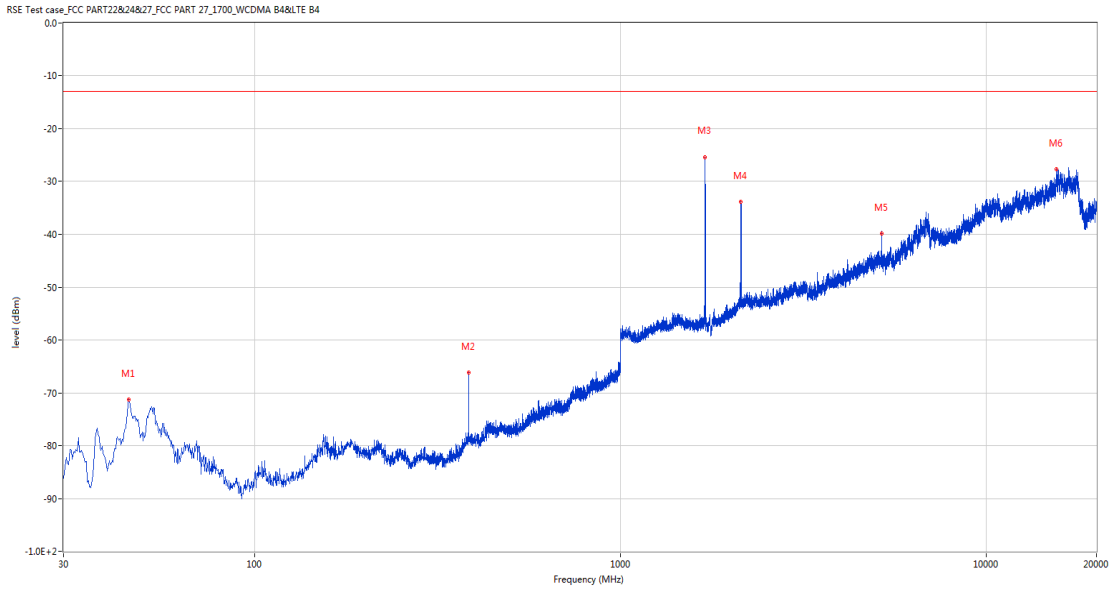
## 9.4 LTE Band4 BW10, Middle Channel

### RSE-H LTE Band4 BW10 CH20175



Frequency (MHz)	Result (dBm)	Factor (dB)	PK Limit (dBm)	Over Limit (dB)	Table (o)	ANT	EUT	Verdict
51.097	-80.25	-15.45	-13.0	-67.25	54.00	Horizontal	Horizontal	Pass
207.995	-71.43	-15.79	-13.0	-58.43	338.00	Horizontal	Horizontal	Pass
1693.500	-52.10	-3.48	-13.0	-39.10	328.00	Horizontal	Horizontal	N/A
2132.000	-32.52	0.18	-13.0	-19.52	192.00	Horizontal	Horizontal	N/A
3457.000	-44.95	5.82	-13.0	-31.95	223.00	Horizontal	Horizontal	Pass
6846.000	-35.52	18.30	-13.0	-22.52	0.00	Horizontal	Horizontal	Pass

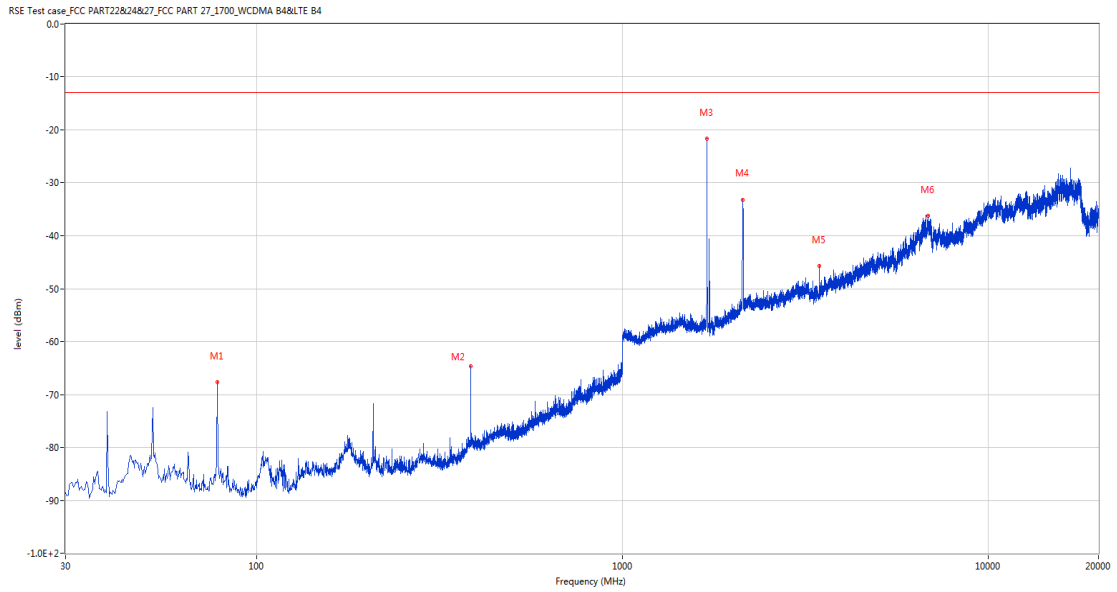
RSE-V LTE Band4 BW10 CH20175



Frequency (MHz)	Result (dBm)	Factor (dB)	PK Limit (dBm)	Over Limit (dB)	Table (o)	ANT	EUT	Verdict
45.278	-71.35	-15.72	-13.0	-58.35	20.00	Vertical	Horizontal	Pass
384.050	-66.18	-9.52	-13.0	-53.18	106.00	Vertical	Horizontal	Pass
1700.500	-25.38	-2.68	-13.0	-12.38	326.00	Vertical	Horizontal	N/A
2129.000	-33.81	0.12	-13.0	-20.81	309.00	Vertical	Horizontal	N/A
5185.000	-40.80	10.86	-13.0	-27.80	360.00	Vertical	Horizontal	Pass
15541.250	-27.67	28.15	-13.0	-14.67	11.00	Vertical	Horizontal	Pass

## 9.5 LTE Band4 BW15, Middle Channel

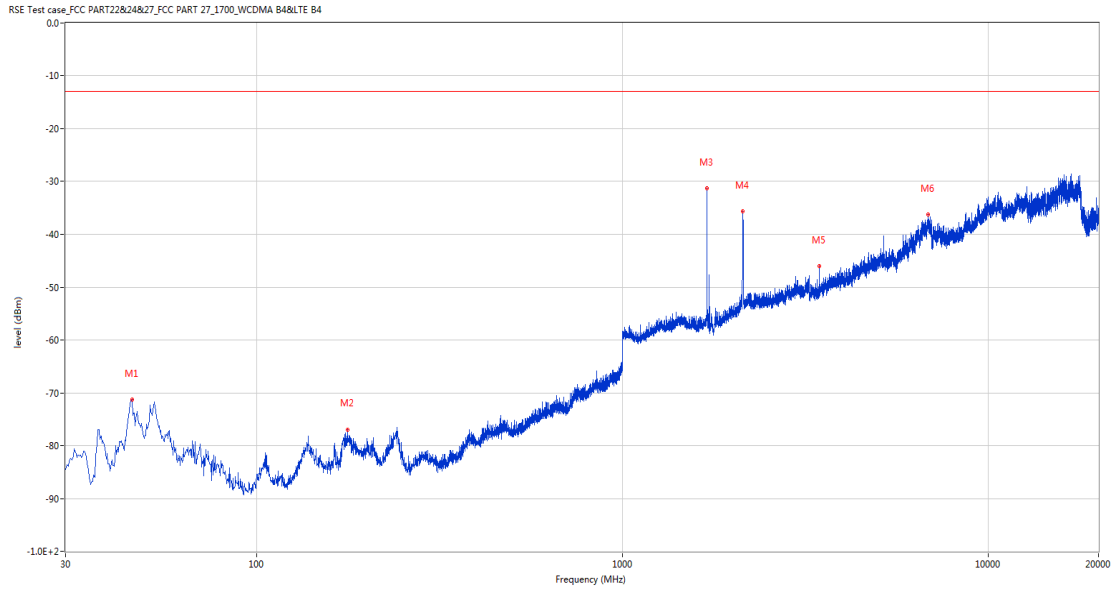
RSE-H LTE Band4 BW15 CH20175



Frequency (MHz)	Result (dBm)	Factor (dB)	PK Limit (dBm)	Over Limit (dB)	Table (o)	ANT	EUT	Verdict
78.015	-67.72	-16.65	-13.0	-54.72	231.00	Horizontal	Horizontal	Pass
384.050	-64.73	-9.52	-13.0	-51.73	0.00	Horizontal	Horizontal	Pass
1699.500	-21.71	-2.85	-13.0	-8.71	265.00	Horizontal	Horizontal	N/A
2133.000	-33.30	0.21	-13.0	-20.30	180.00	Horizontal	Horizontal	N/A
3452.000	-45.72	5.63	-13.0	-32.72	230.00	Horizontal	Horizontal	Pass
6851.000	-36.28	18.34	-13.0	-23.28	91.00	Horizontal	Horizontal	Pass



RSE-V LTE Band4 BW15 CH20175

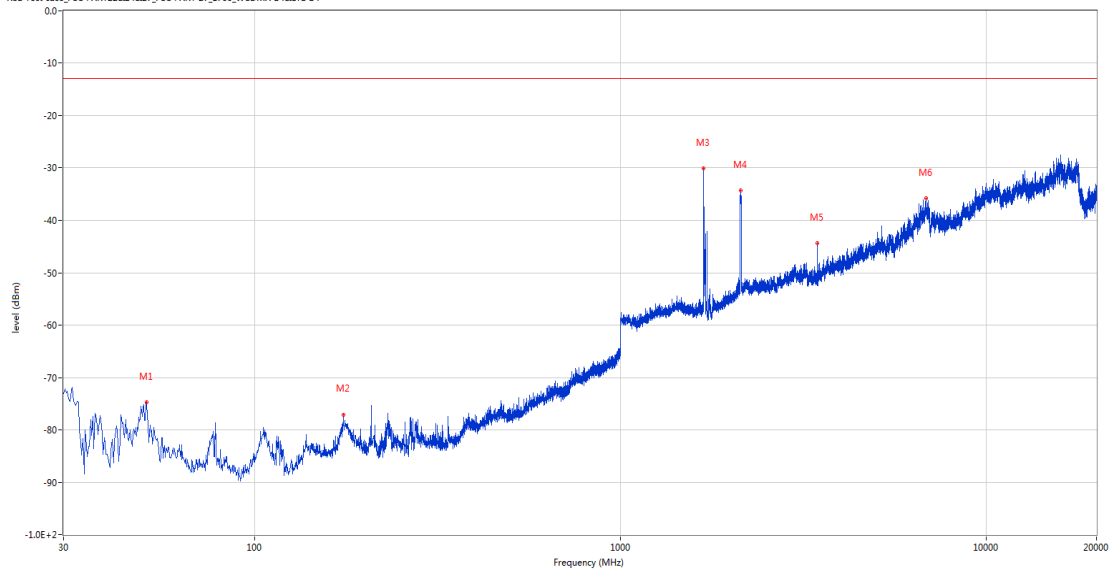


Frequency (MHz)	Result (dBm)	Factor (dB)	PK Limit (dBm)	Over Limit (dB)	Table (o)	ANT	EUT	Verdict
45.520	-71.27	-15.75	-13.0	-58.27	340.00	Vertical	Horizontal	Pass
176.955	-76.94	-14.59	-13.0	-63.94	157.00	Vertical	Horizontal	Pass
1699.500	-31.34	-2.85	-13.0	-18.34	154.00	Vertical	Horizontal	N/A
2127.500	-35.62	0.05	-13.0	-22.62	309.00	Vertical	Horizontal	N/A
3452.000	-46.00	5.63	-13.0	-33.00	106.00	Vertical	Horizontal	Pass
6852.000	-36.23	18.22	-13.0	-23.23	349.00	Vertical	Horizontal	Pass

## 9.6 LTE Band4 BW20, Middle Channel

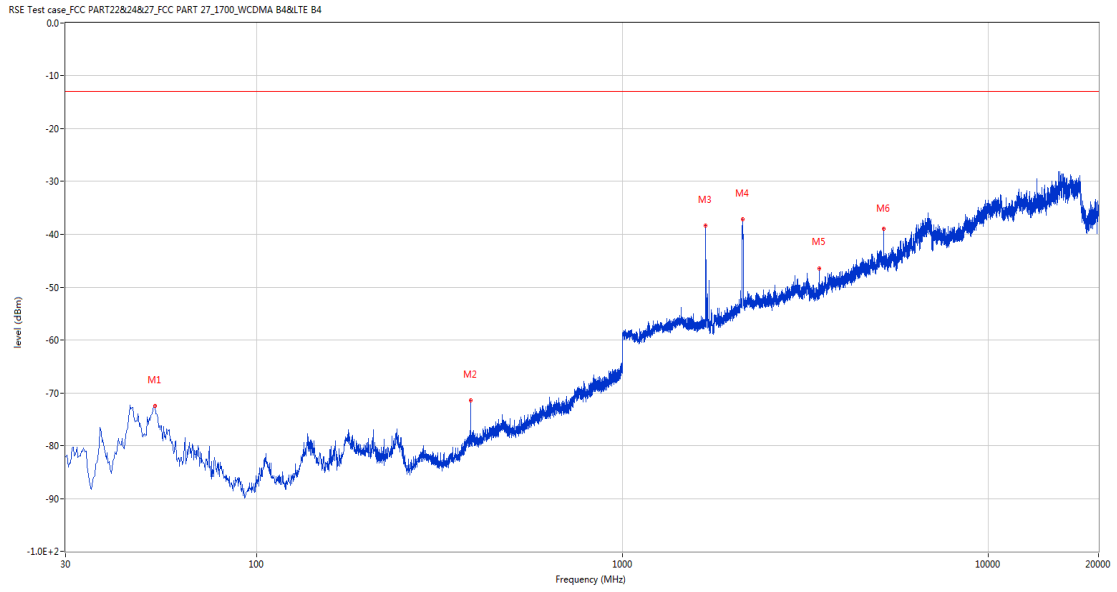
### RSE-H LTE Band4 BW20 CH20175

RSE Test case\_FCC PART22824&27\_FCC PART 27\_1700\_WCDMA B4&LTE B4



Frequency (MHz)	Result (dBm)	Factor (dB)	PK Limit (dBm)	Over Limit (dB)	Table (o)	ANT	EUT	Verdict
50.612	-74.76	-15.29	-13.0	-61.76	309.00	Horizontal	Horizontal	Pass
174.530	-77.10	-14.31	-13.0	-64.10	309.00	Horizontal	Horizontal	Pass
1688.000	-30.06	-3.60	-13.0	-17.06	232.00	Horizontal	Horizontal	N/A
2127.500	-34.27	0.05	-13.0	-21.27	197.00	Horizontal	Horizontal	N/A
3447.000	-44.34	5.18	-13.0	-31.34	204.00	Horizontal	Horizontal	Pass
6853.000	-35.73	18.09	-13.0	-22.73	317.00	Horizontal	Horizontal	Pass

RSE-V LTE Band4 BW20 CH20175

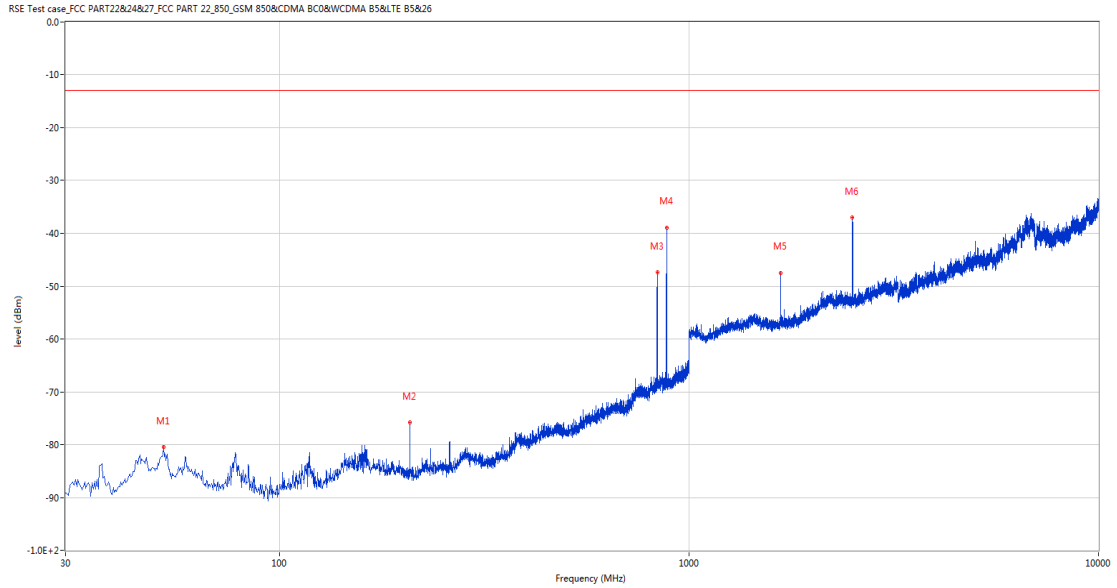


Frequency (MHz)	Result (dBm)	Factor (dB)	PK Limit (dBm)	Over Limit (dB)	Table (o)	ANT	EUT	Verdict
52.795	-72.54	-15.56	-13.0	-59.54	328.00	Vertical	Horizontal	Pass
384.050	-71.44	-9.52	-13.0	-58.44	86.00	Vertical	Horizontal	Pass
1688.500	-38.38	-3.68	-13.0	-25.38	342.00	Vertical	Horizontal	N/A
2126.000	-37.21	-0.18	-13.0	-24.21	302.00	Vertical	Horizontal	N/A
3448.000	-46.40	5.25	-13.0	-33.40	108.00	Vertical	Horizontal	Pass
5171.000	-38.96	10.74	-13.0	-25.96	108.00	Vertical	Horizontal	Pass

## 10 LTE Band 5

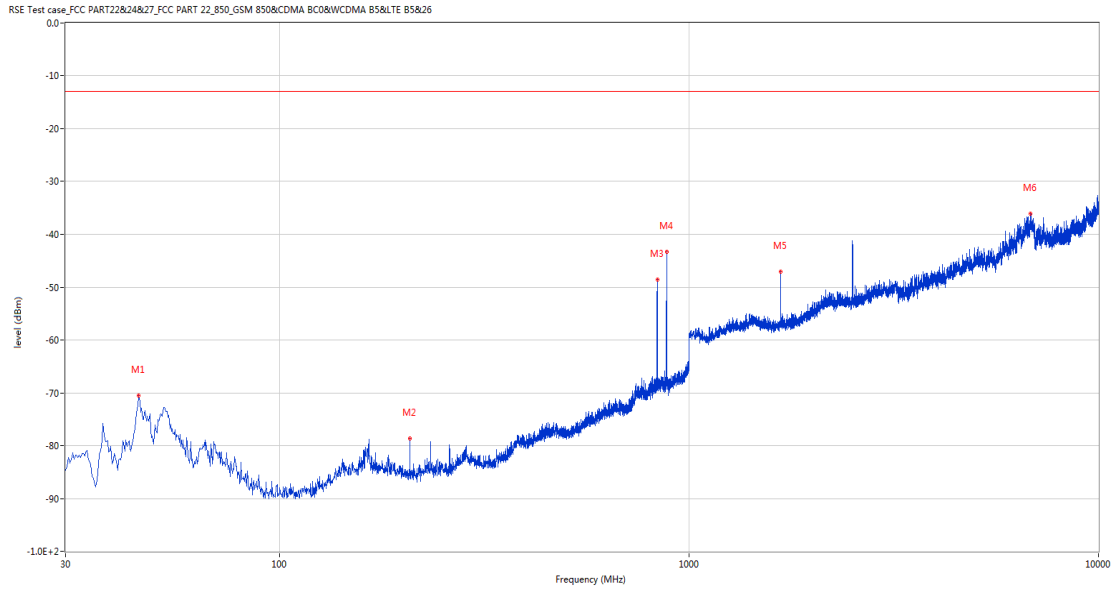
### 10.1 LTE Band5 BW1.4, Middle Channel

RSE-H LTE Band5 BW1.4 CH20525



Frequency (MHz)	Result (dBm)	Factor (dB)	PK Limit (dBm)	Over Limit (dB)	Table (o)	ANT	EUT	Verdict
52.068	-80.43	-15.63	-13.0	-67.43	22.00	Horizontal	Horizontal	Pass
207.995	-75.79	-15.60	-13.0	-62.79	0.00	Horizontal	Horizontal	Pass
836.070	-47.44	1.90	-13.0	-34.44	90.00	Horizontal	Horizontal	N/A
880.932	-38.89	1.14	-13.0	-25.89	321.00	Horizontal	Horizontal	N/A
1672.500	-47.45	-3.72	-13.0	-34.45	266.00	Horizontal	Horizontal	Pass
2508.500	-37.03	1.49	-13.0	-24.03	323.00	Horizontal	Horizontal	Pass

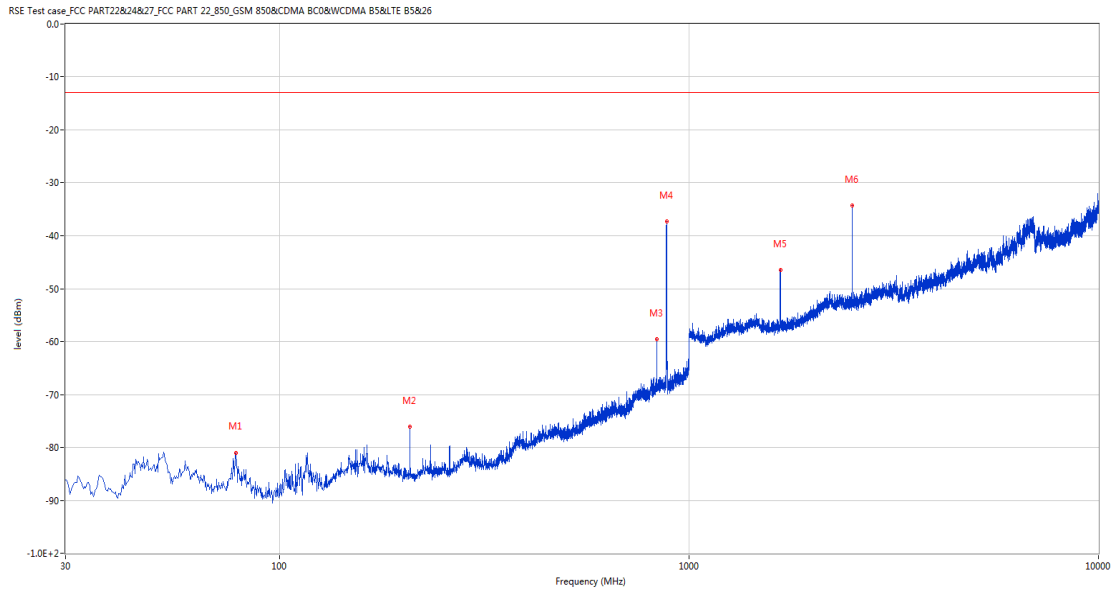
RSE-V LTE Band5 BW1.4 CH20525



Frequency (MHz)	Result (dBm)	Factor (dB)	PK Limit (dBm)	Over Limit (dB)	Table (o)	ANT	EUT	Verdict
45.278	-70.53	-15.75	-13.0	-57.53	180.00	Vertical	Horizontal	Pass
207.995	-78.66	-15.60	-13.0	-65.66	246.00	Vertical	Horizontal	Pass
836.070	-48.54	1.90	-13.0	-35.54	146.00	Vertical	Horizontal	N/A
881.660	-43.38	1.14	-13.0	-30.38	25.00	Vertical	Horizontal	N/A
1672.500	-47.13	-3.72	-13.0	-34.13	282.00	Vertical	Horizontal	Pass
6834.000	-36.12	18.05	-13.0	-23.12	60.00	Vertical	Horizontal	Pass

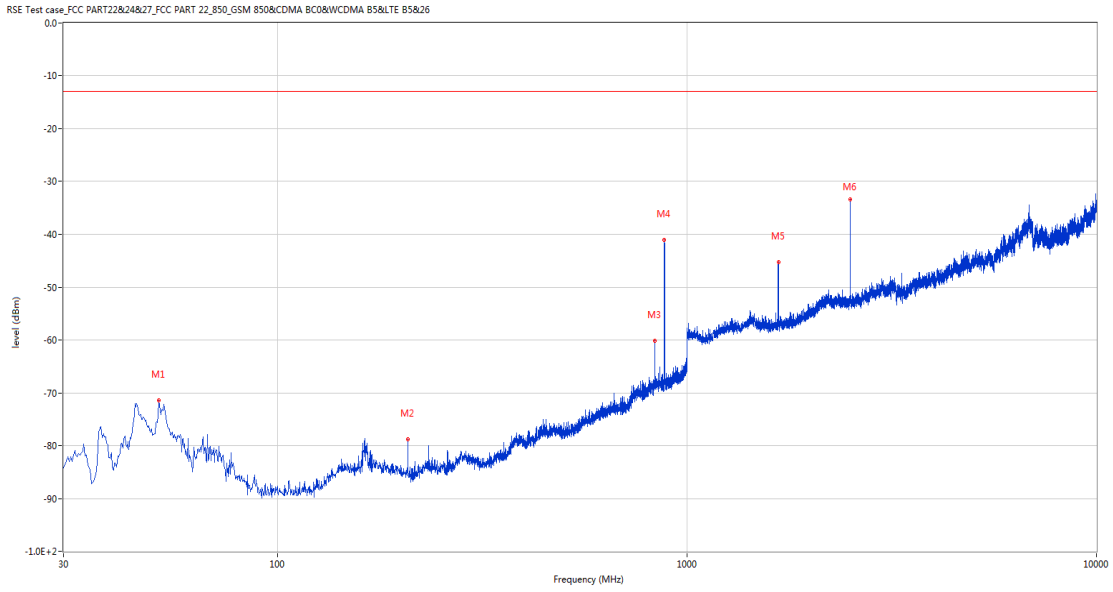
## 10.2 LTE Band5 BW3, Middle Channel

RSE-H LTE Band5 BW3 CH20525



Frequency (MHz)	Result (dBm)	Factor (dB)	PK Limit (dBm)	Over Limit (dB)	Table (o)	ANT	EUT	Verdict
78.257	-81.00	-16.74	-13.0	-68.00	244.00	Horizontal	Horizontal	Pass
207.995	-76.10	-15.60	-13.0	-63.10	18.00	Horizontal	Horizontal	Pass
835.100	-59.53	1.85	-13.0	-46.53	82.00	Horizontal	Horizontal	N/A
881.175	-37.31	1.14	-13.0	-24.31	332.00	Horizontal	Horizontal	N/A
1671.000	-46.47	-3.77	-13.0	-33.47	250.00	Horizontal	Horizontal	Pass
2506.000	-34.29	1.66	-13.0	-21.29	179.00	Horizontal	Horizontal	Pass

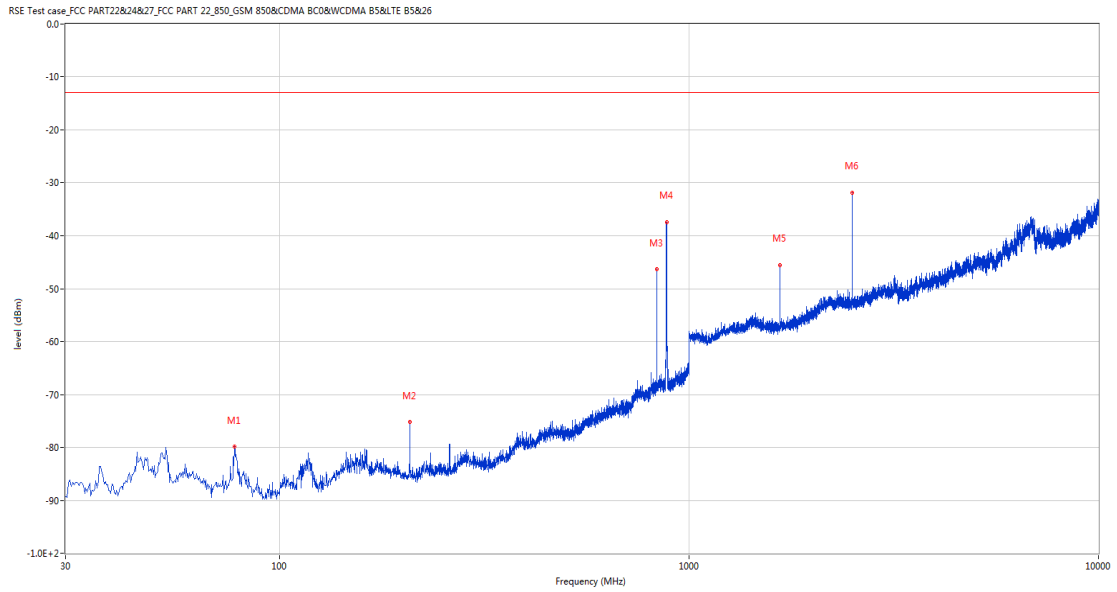
RSE-V LTE Band5 BW3 CH20525



Frequency (MHz)	Result (dBm)	Factor (dB)	PK Limit (dBm)	Over Limit (dB)	Table (o)	ANT	EUT	Verdict
51.340	-71.40	-15.39	-13.0	-58.40	247.00	Vertical	Horizontal	Pass
207.995	-78.85	-15.60	-13.0	-65.85	123.00	Vertical	Horizontal	Pass
835.343	-60.19	1.86	-13.0	-47.19	144.00	Vertical	Horizontal	N/A
880.690	-41.05	1.13	-13.0	-28.05	36.00	Vertical	Horizontal	N/A
1671.000	-49.02	-3.77	-13.0	-36.02	90.00	Vertical	Horizontal	Pass
2506.000	-35.35	1.66	-13.0	-22.35	81.00	Vertical	Horizontal	Pass

### 10.3 LTE Band5 BW5, Middle Channel

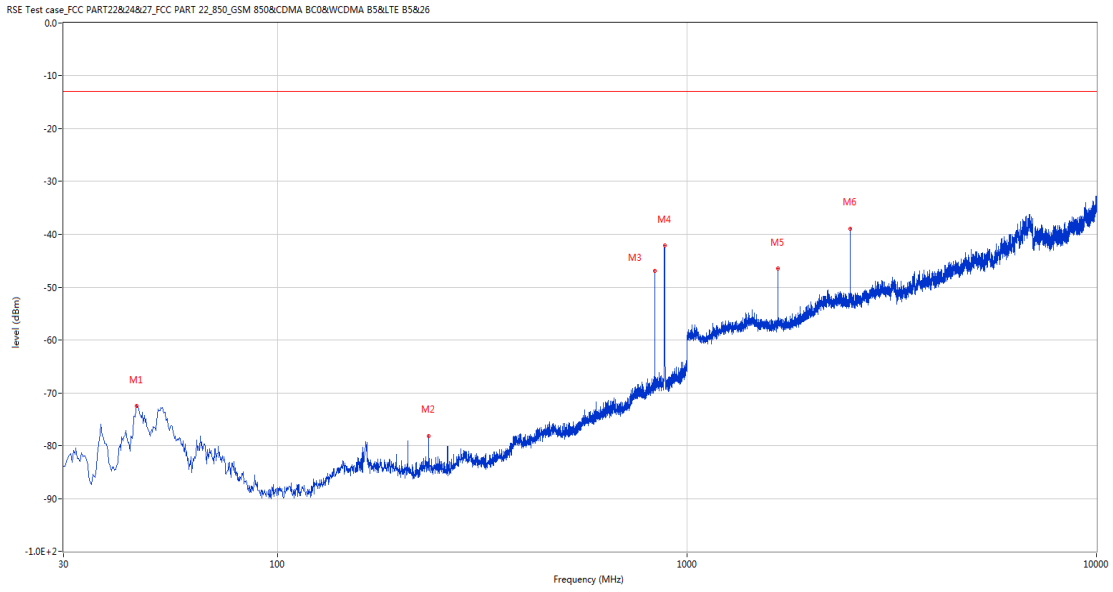
#### RSE-H LTE Band5 BW5 CH20525



Frequency (MHz)	Result (dBm)	Factor (dB)	PK Limit (dBm)	Over Limit (dB)	Table (o)	ANT	EUT	Verdict
77.530	-79.87	-16.66	-13.0	-66.87	208.00	Horizontal	Horizontal	Pass
207.995	-75.18	-15.60	-13.0	-62.18	2.00	Horizontal	Horizontal	Pass
834.372	-46.35	1.82	-13.0	-33.35	85.00	Horizontal	Horizontal	N/A
881.417	-37.41	1.14	-13.0	-24.41	317.00	Horizontal	Horizontal	N/A
1669.000	-47.16	-3.91	-13.0	-34.16	35.00	Horizontal	Horizontal	Pass
2503.500	-36.62	1.38	-13.0	-23.62	111.00	Horizontal	Horizontal	Pass



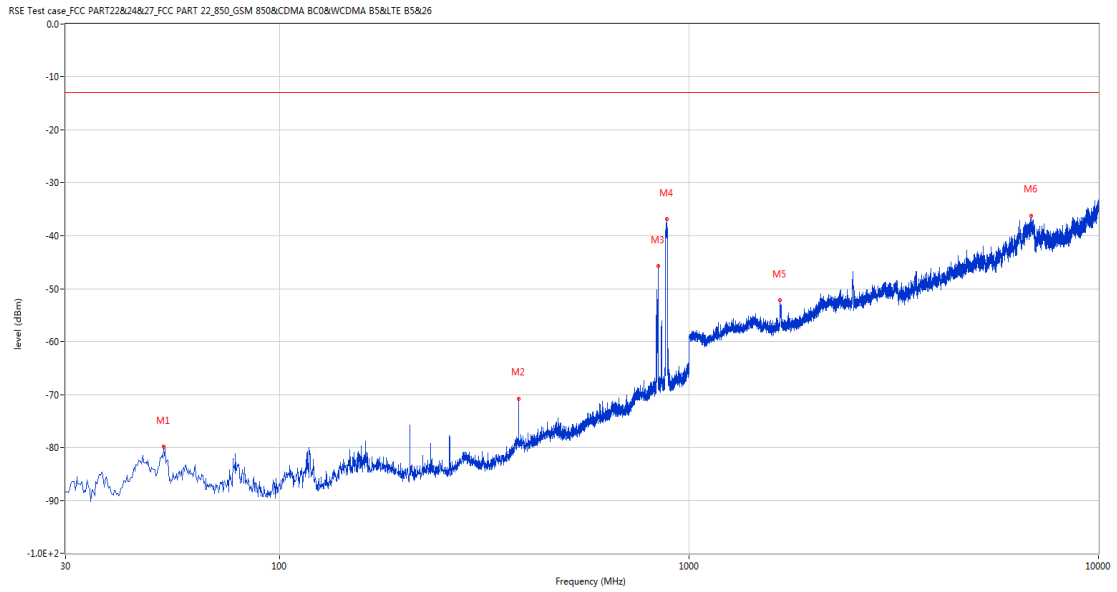
RSE-V LTE Band5 BW5 CH20525



Frequency (MHz)	Result (dBm)	Factor (dB)	PK Limit (dBm)	Over Limit (dB)	Table (o)	ANT	EUT	Verdict
45.278	-72.45	-15.75	-13.0	-59.45	31.00	Vertical	Horizontal	Pass
233.943	-78.13	-14.66	-13.0	-65.13	165.00	Vertical	Horizontal	Pass
834.372	-46.90	1.82	-13.0	-33.90	142.00	Vertical	Horizontal	N/A
883.358	-42.10	1.15	-13.0	-29.10	31.00	Vertical	Horizontal	N/A
1669.000	-46.52	-3.91	-13.0	-33.52	282.00	Vertical	Horizontal	Pass
2503.500	-39.01	1.38	-13.0	-26.01	313.00	Vertical	Horizontal	Pass

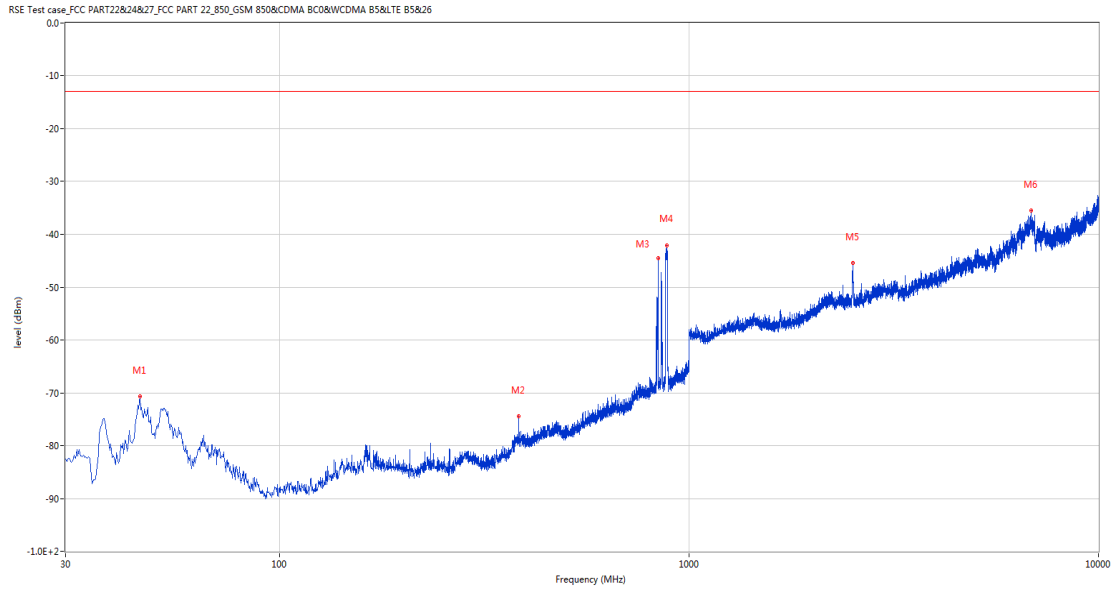
## 10.4 LTE Band5 BW10, Middle Channel

RSE-H LTE Band5 BW10 CH20525



Frequency (MHz)	Result (dBm)	Factor (dB)	PK Limit (dBm)	Over Limit (dB)	Table (o)	ANT	EUT	Verdict
52.068	-79.86	-15.63	-13.0	-66.86	163.00	Horizontal	Horizontal	Pass
384.050	-70.79	-9.64	-13.0	-57.79	154.00	Horizontal	Horizontal	Pass
839.950	-45.70	2.08	-13.0	-32.70	91.00	Horizontal	Horizontal	N/A
882.388	-36.84	1.14	-13.0	-23.84	322.00	Horizontal	Horizontal	N/A
1667.000	-52.22	-3.93	-13.0	-39.22	262.00	Horizontal	Horizontal	Pass
6841.000	-36.18	18.28	-13.0	-23.18	306.00	Horizontal	Horizontal	Pass

RSE-V LTE Band5 BW10 CH20525

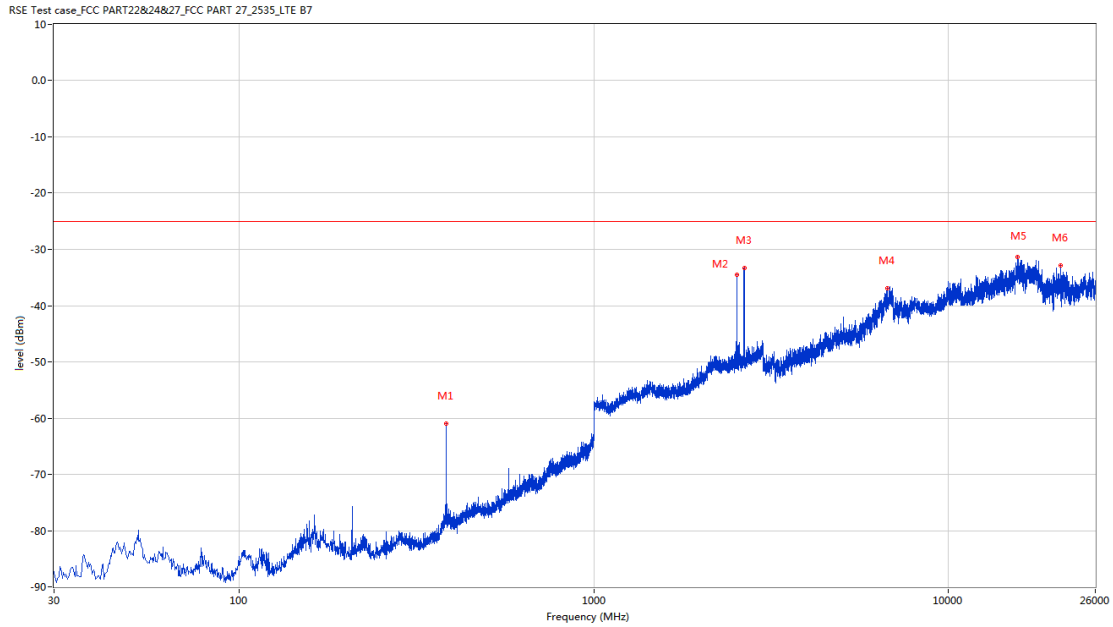


Frequency (MHz)	Result (dBm)	Factor (dB)	PK Limit (dBm)	Over Limit (dB)	Table (o)	ANT	EUT	Verdict
45.520	-70.75	-15.77	-13.0	-57.75	119.00	Vertical	Horizontal	Pass
384.050	-74.41	-9.64	-13.0	-61.41	327.00	Vertical	Horizontal	Pass
839.950	-44.58	2.08	-13.0	-31.58	141.00	Vertical	Horizontal	N/A
884.327	-42.04	1.15	-13.0	-29.04	28.00	Vertical	Horizontal	N/A
2510.000	-45.42	1.27	-13.0	-32.42	77.00	Vertical	Horizontal	Pass
6848.000	-35.48	18.36	-13.0	-22.48	135.00	Vertical	Horizontal	Pass

## 11 LTE Band 7

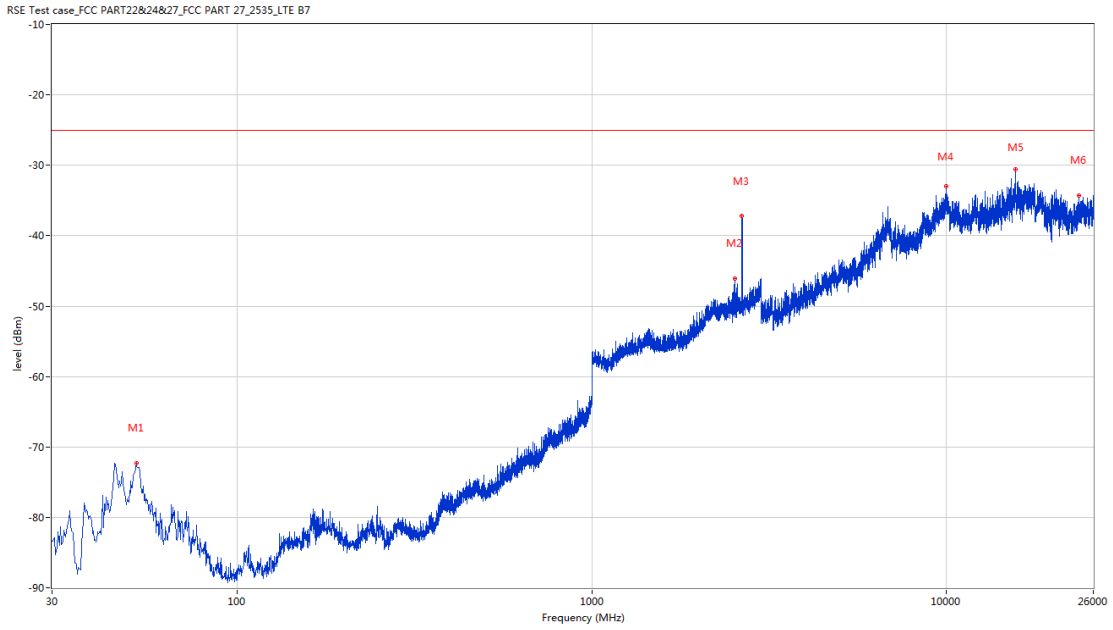
### 11.1 LTE Band7 BW5, Middle Channel

RSE-H LTE Band7 BW5 CH21100



Frequency (MHz)	Result (dBm)	Factor (dB)	PK Limit (dBm)	Over Limit (dB)	Table (o)	ANT	EUT	Verdict
384.050	-60.95	-8.77	-25.0	-35.95	341.00	Horizontal	Horizontal	Pass
2533.000	-34.50	4.85	-25.0	-9.50	188.00	Horizontal	Horizontal	N/A
2657.000	-33.35	3.61	-25.0	-8.35	218.00	Horizontal	Horizontal	N/A
6740.000	-36.88	16.73	-25.0	-11.88	141.00	Horizontal	Horizontal	Pass
15707.062	-31.54	27.89	-25.0	-6.54	156.00	Horizontal	Horizontal	Pass
20765.999	-33.86	28.70	-25.0	-8.86	175.00	Horizontal	Horizontal	Pass

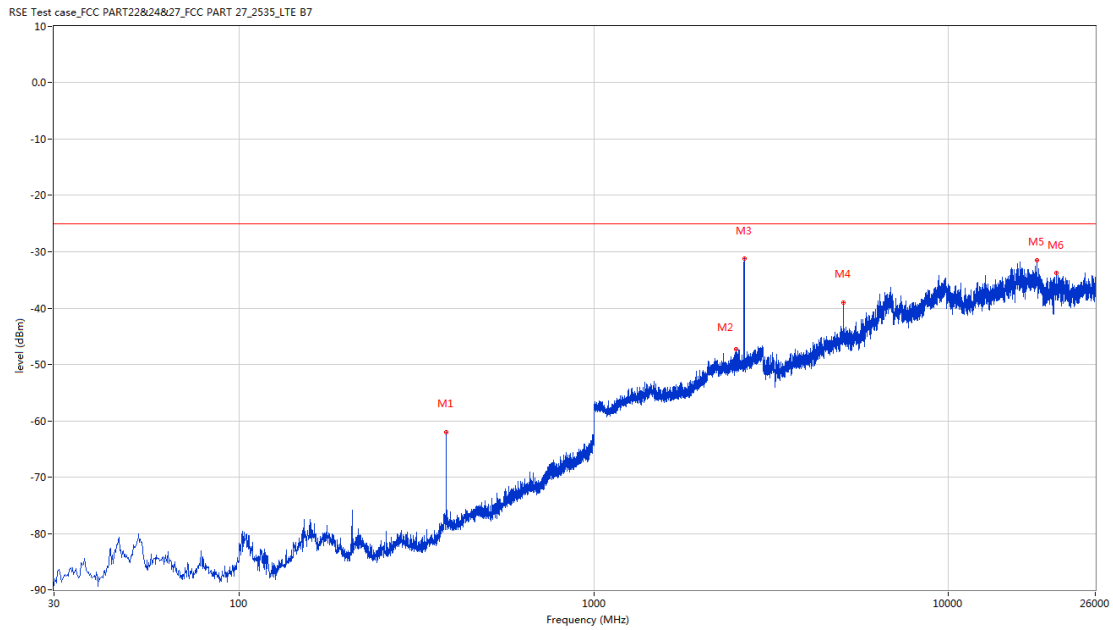
RSE-V LTE Band7 BW5 CH21100



Frequency (MHz)	Result (dBm)	Factor (dB)	PK Limit (dBm)	Over Limit (dB)	Table (o)	ANT	EUT	Verdict
51.825	-72.30	-15.36	-25.0	-47.30	360.00	Vertical	Horizontal	Pass
2533.000	-46.10	4.85	-25.0	-21.10	293.00	Vertical	Horizontal	N/A
2655.000	-37.13	3.68	-25.0	-12.13	61.00	Vertical	Horizontal	N/A
10013.000	-32.98	23.86	-25.0	-7.98	0.00	Vertical	Horizontal	Pass
15733.313	-31.39	28.16	-25.0	-6.39	315.00	Vertical	Horizontal	Pass
23627.999	-34.30	35.64	-25.0	-9.30	273.00	Vertical	Horizontal	Pass

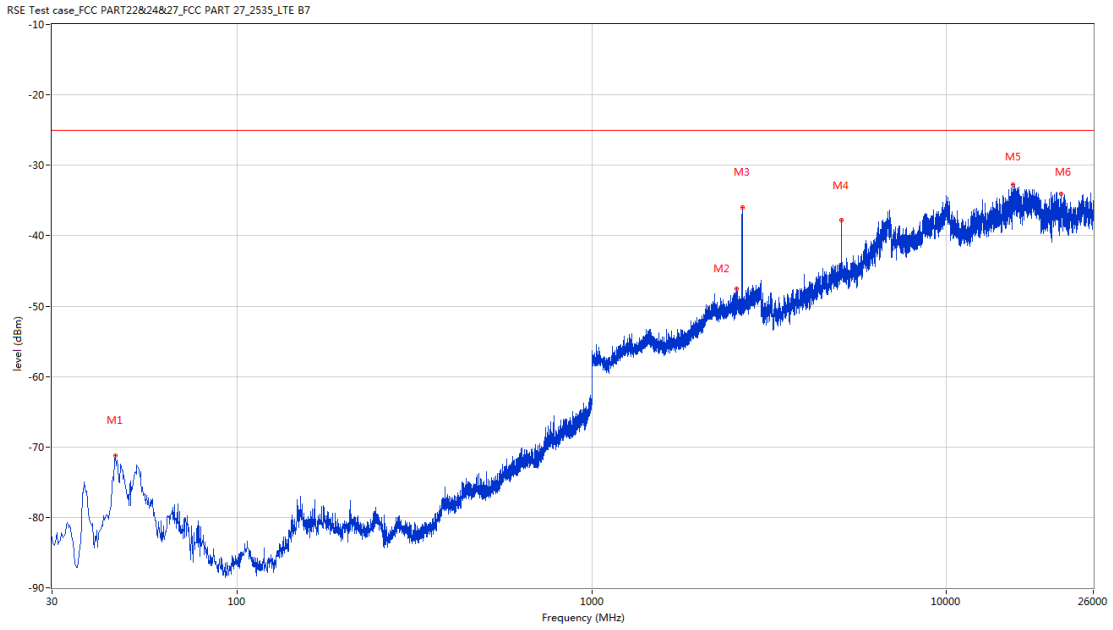
## 11.2 LTE Band7 BW10, Middle Channel

RSE-H LTE Band7 BW10 CH21100



Frequency (MHz)	Result (dBm)	Factor (dB)	PK Limit (dBm)	Over Limit (dB)	Table (o)	ANT	EUT	Verdict
384.050	-61.98	-8.77	-25.0	-36.98	356.00	Horizontal	Horizontal	Pass
2525.000	-47.33	4.70	-25.0	-22.33	325.00	Horizontal	Horizontal	N/A
2659.000	-31.26	3.62	-25.0	-6.26	134.00	Horizontal	Horizontal	N/A
5061.000	-38.95	11.07	-25.0	-13.95	106.00	Horizontal	Horizontal	Pass
17792.625	-31.11	28.96	-25.0	-6.11	217.00	Horizontal	Horizontal	Pass
20217.999	-33.73	26.62	-25.0	-8.73	360.00	Horizontal	Horizontal	Pass

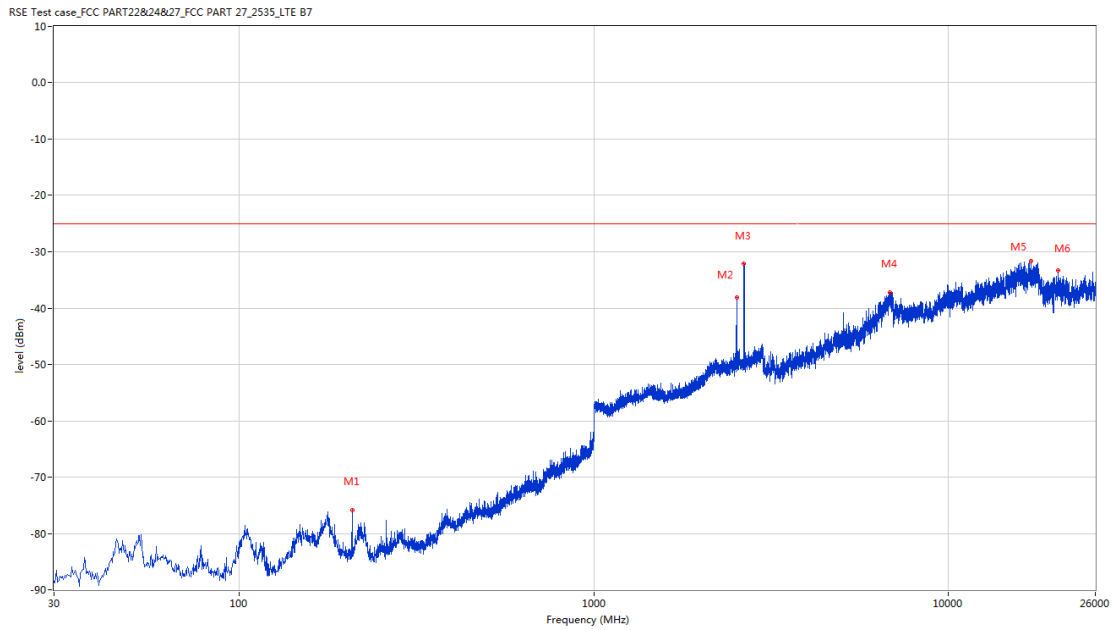
RSE-V LTE Band7 BW10 CH21100



Frequency (MHz)	Result (dBm)	Factor (dB)	PK Limit (dBm)	Over Limit (dB)	Table (o)	ANT	EUT	Verdict
45.278	-71.22	-15.48	-25.0	-46.22	124.00	Vertical	Horizontal	Pass
2557.000	-47.48	5.28	-25.0	-22.48	296.00	Vertical	Horizontal	N/A
2656.500	-35.93	3.60	-25.0	-10.93	137.00	Vertical	Horizontal	N/A
5062.000	-37.81	11.09	-25.0	-12.81	21.00	Vertical	Horizontal	Pass
15507.562	-32.94	27.68	-25.0	-7.94	259.00	Vertical	Horizontal	Pass
21135.999	-34.08	30.11	-25.0	-9.08	343.00	Vertical	Horizontal	Pass

### 11.3 LTE Band7 BW15, Middle Channel

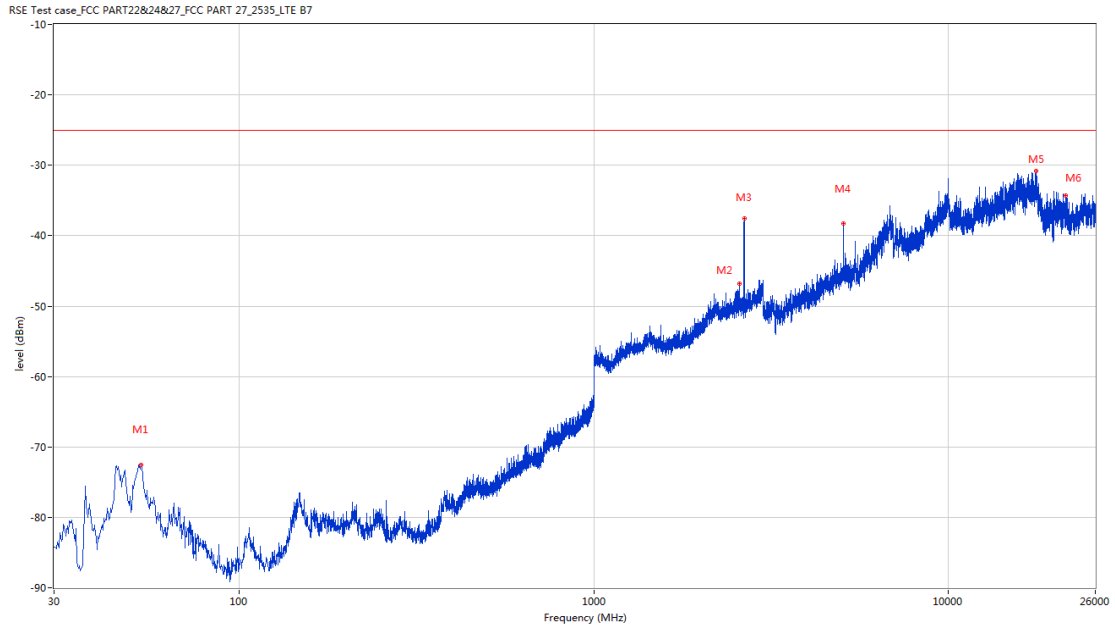
RSE-H LTE Band7 BW15 CH21100



Frequency (MHz)	Result (dBm)	Factor (dB)	PK Limit (dBm)	Over Limit (dB)	Table (o)	ANT	EUT	Verdict
207.995	-75.82	-15.02	-25.0	-50.82	60.00	Horizontal	Horizontal	Pass
2528.500	-38.10	4.76	-25.0	-13.10	209.00	Horizontal	Horizontal	N/A
2655.000	-32.12	3.68	-25.0	-7.12	235.00	Horizontal	Horizontal	N/A
6831.000	-37.17	17.81	-25.0	-12.17	205.00	Horizontal	Horizontal	Pass
17032.688	-31.78	28.03	-25.0	-6.78	168.00	Horizontal	Horizontal	Pass
20426.000	-33.31	27.41	-25.0	-8.31	16.00	Horizontal	Horizontal	Pass



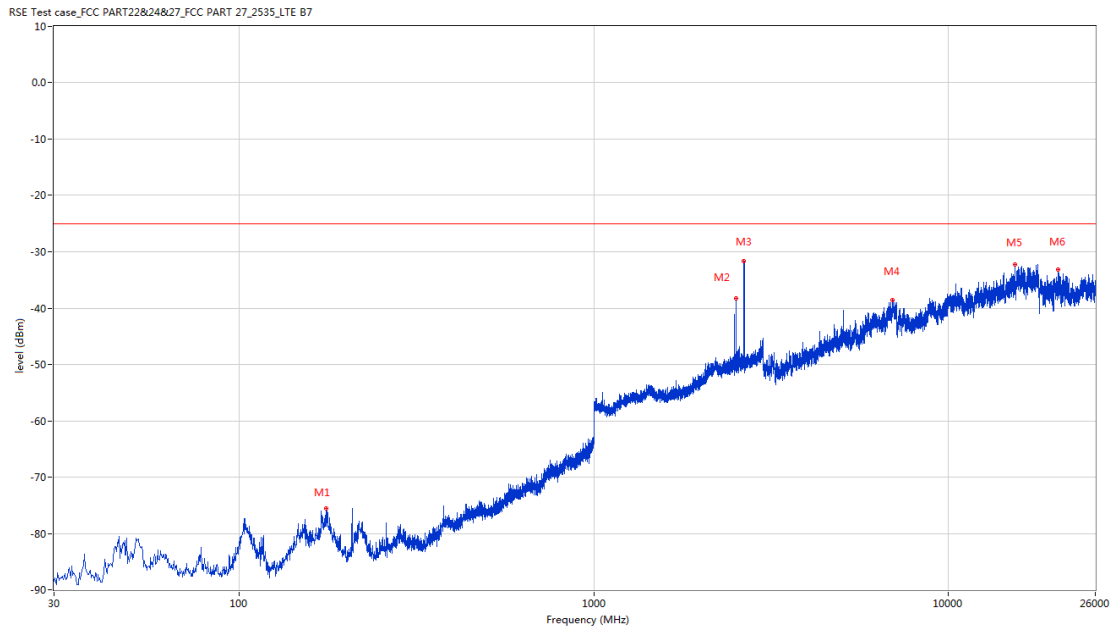
RSE-V LTE Band7 BW15 CH21100



Frequency (MHz)	Result (dBm)	Factor (dB)	PK Limit (dBm)	Over Limit (dB)	Table (o)	ANT	EUT	Verdict
52.795	-72.55	-15.41	-25.0	-47.55	49.00	Vertical	Horizontal	Pass
2571.000	-46.76	5.49	-25.0	-21.76	72.00	Vertical	Horizontal	N/A
2658.500	-37.55	3.64	-25.0	-12.55	143.00	Vertical	Horizontal	N/A
5057.000	-38.28	11.07	-25.0	-13.28	257.00	Vertical	Horizontal	Pass
17708.626	-31.68	28.54	-25.0	-6.68	99.00	Vertical	Horizontal	Pass
21419.999	-34.29	31.20	-25.0	-9.29	148.00	Vertical	Horizontal	Pass

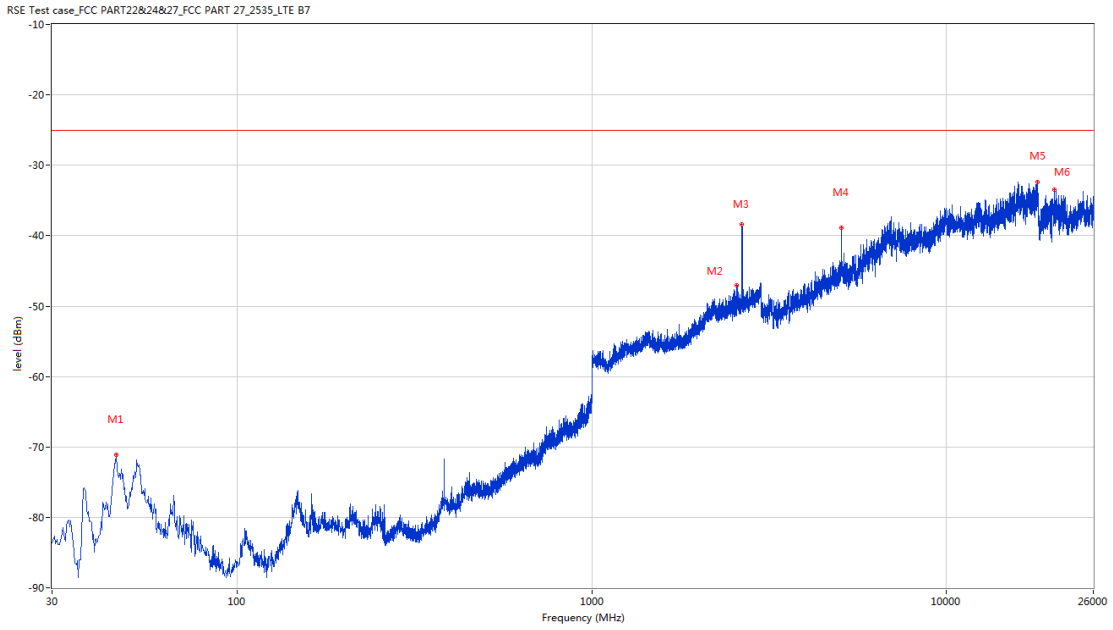
## 11.4 LTE Band7 BW20, Middle Channel

RSE-H LTE Band7 BW20 CH21100



Frequency (MHz)	Result (dBm)	Factor (dB)	PK Limit (dBm)	Over Limit (dB)	Table (o)	ANT	EUT	Verdict
175.500	-75.54	-13.85	-25.0	-50.54	167.00	Horizontal	Horizontal	Pass
2526.500	-38.21	4.73	-25.0	-13.21	205.00	Horizontal	Horizontal	N/A
2654.500	-31.64	3.71	-25.0	-6.64	149.00	Horizontal	Horizontal	N/A
6821.000	-36.86	17.74	-25.0	-11.86	359.00	Horizontal	Horizontal	Pass
15308.063	-31.71	28.77	-25.0	-6.71	251.00	Horizontal	Horizontal	Pass
20470.000	-33.09	27.58	-25.0	-8.09	202.00	Horizontal	Horizontal	Pass

RSE-V LTE Band7 BW20 CH21100

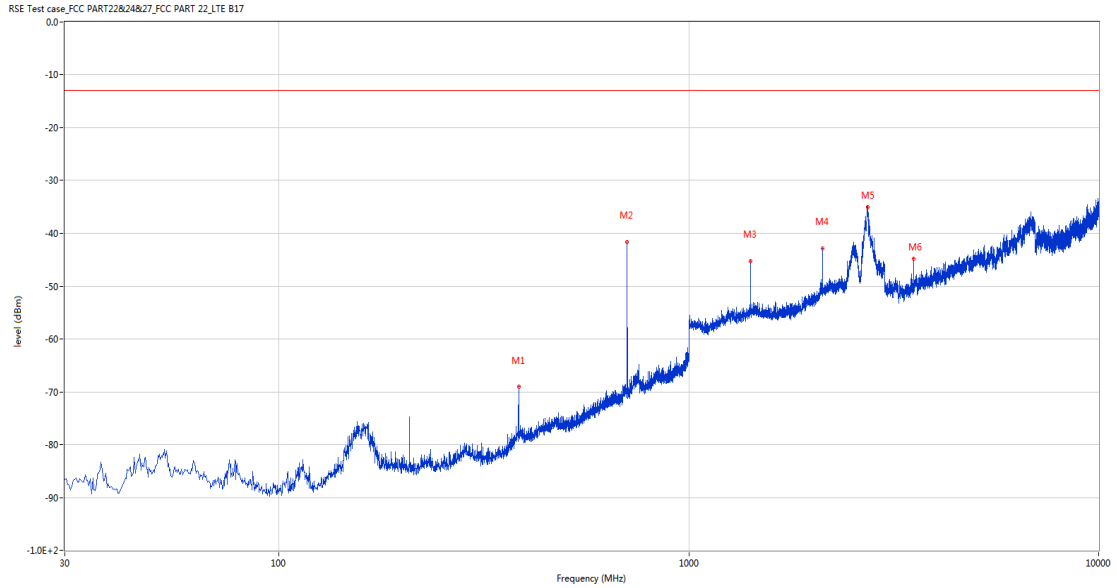


Frequency (MHz)	Result (dBm)	Factor (dB)	PK Limit (dBm)	Over Limit (dB)	Table (o)	ANT	EUT	Verdict
45.520	-71.12	-15.50	-25.0	-46.12	281.00	Vertical	Horizontal	Pass
2558.000	-47.00	5.29	-25.0	-22.00	356.00	Vertical	Horizontal	N/A
2653.000	-38.41	3.75	-25.0	-13.41	142.00	Vertical	Horizontal	N/A
5052.000	-38.83	10.84	-25.0	-13.83	90.00	Vertical	Horizontal	Pass
17786.063	-32.14	28.77	-25.0	-7.14	89.00	Vertical	Horizontal	Pass
20224.000	-33.41	26.64	-25.0	-8.41	215.00	Vertical	Horizontal	Pass

## 12 LTE Band 12

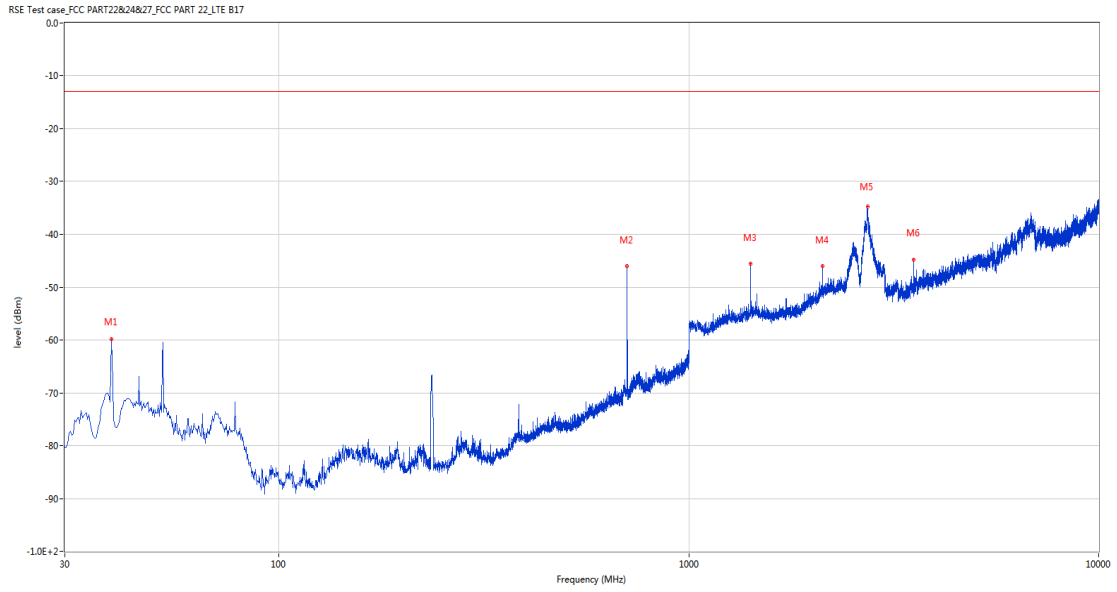
### 12.1 LTE Band12 BW1.4, Middle Channel

RSE-H LTE Band12 BW1.4 CH23095



Frequency (MHz)	Result (dBm)	Factor (dB)	PK Limit (dBm)	Over Limit (dB)	Table (o)	ANT	EUT	Verdict
384.050	-69.02	-8.62	-13.0	-56.02	138.00	Horizontal	Horizontal	Pass
707.060	-41.61	0.47	-13.0	-28.61	166.00	Horizontal	Horizontal	N/A
1414.500	-46.86	-1.53	-13.0	-33.86	100.00	Horizontal	Horizontal	Pass
2121.500	-42.80	2.39	-13.0	-29.80	1.00	Horizontal	Horizontal	Pass
2731.500	-35.10	21.42	-13.0	-22.10	39.00	Horizontal	Horizontal	Pass
3536.000	-44.86	5.80	-13.0	-31.86	113.00	Horizontal	Horizontal	Pass

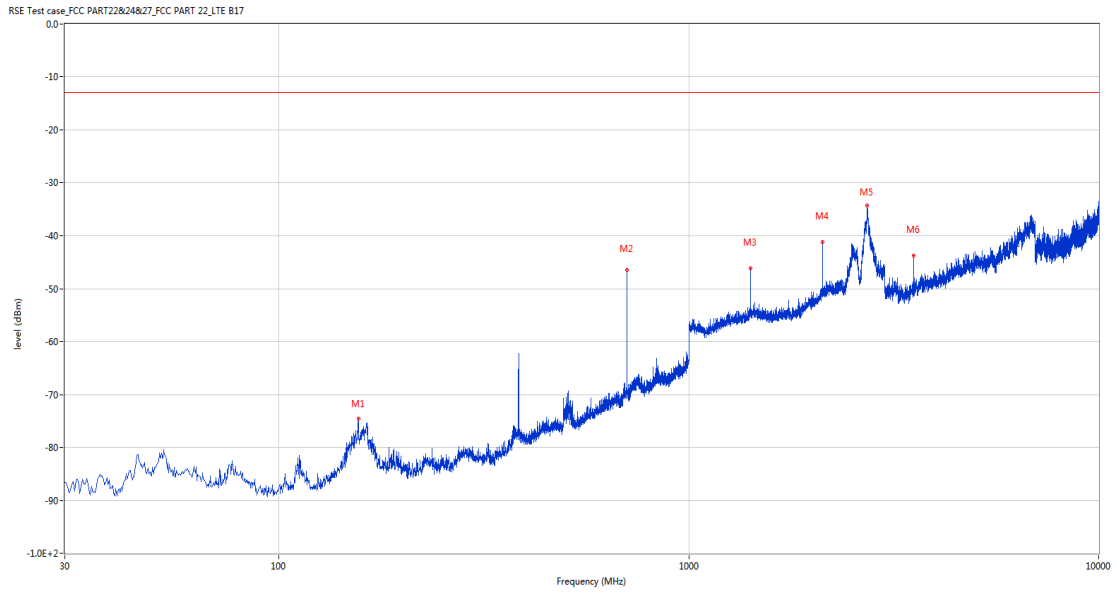
RSE-V LTE Band12 BW1.4 CH23095



Frequency (MHz)	Result (dBm)	Factor (dB)	PK Limit (dBm)	Over Limit (dB)	Table (o)	ANT	EUT	Verdict
38.972	-59.87	-17.42	-13.0	-46.87	209.00	Vertical	Horizontal	Pass
707.060	-46.04	0.47	-13.0	-33.04	257.00	Vertical	Horizontal	N/A
1414.500	-45.59	-1.53	-13.0	-32.59	293.00	Vertical	Horizontal	Pass
2121.500	-45.96	2.39	-13.0	-32.96	234.00	Vertical	Horizontal	Pass
2728.500	-34.75	21.28	-13.0	-21.75	352.00	Vertical	Horizontal	Pass
3536.000	-44.87	5.80	-13.0	-31.87	127.00	Vertical	Horizontal	Pass

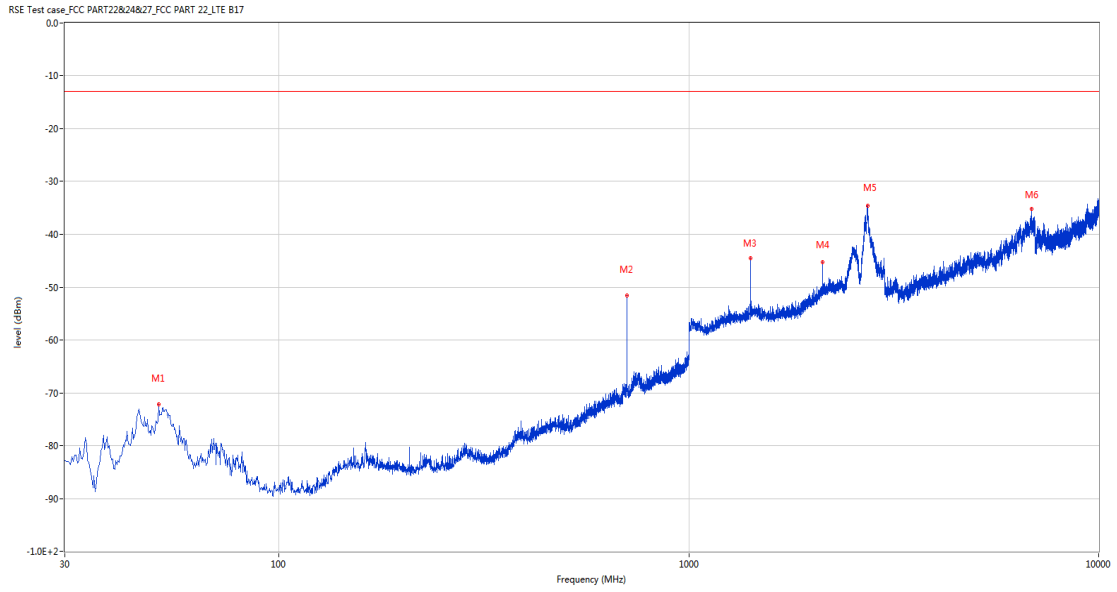
## 12.2 LTE Band12 BW3, Middle Channel

RSE-H LTE Band12 BW3 CH23095



Frequency (MHz)	Result (dBm)	Factor (dB)	PK Limit (dBm)	Over Limit (dB)	Table (o)	ANT	EUT	Verdict
156.100	-74.64	-14.05	-13.0	-61.64	351.00	Horizontal	Horizontal	Pass
706.333	-46.47	0.45	-13.0	-33.47	114.00	Horizontal	Horizontal	N/A
1412.500	-46.84	-1.49	-13.0	-33.84	298.00	Horizontal	Horizontal	Pass
2119.000	-41.27	2.28	-13.0	-28.27	8.00	Horizontal	Horizontal	Pass
2725.500	-34.31	21.16	-13.0	-21.31	71.00	Horizontal	Horizontal	Pass
3531.000	-43.80	6.00	-13.0	-30.80	110.00	Horizontal	Horizontal	Pass

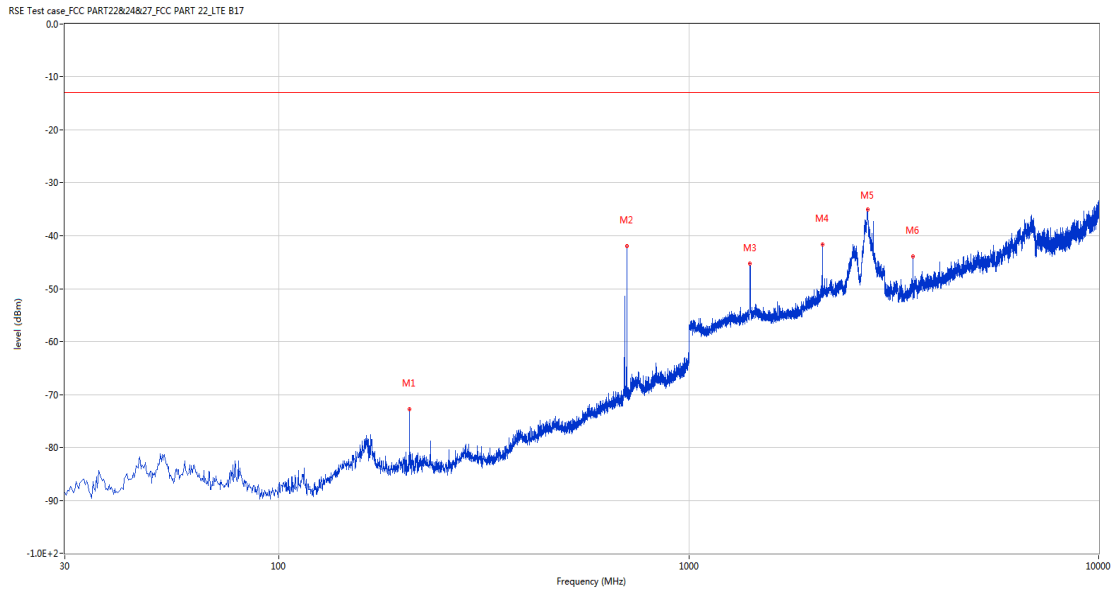
RSE-V LTE Band12 BW3 CH23095



Frequency (MHz)	Result (dBm)	Factor (dB)	PK Limit (dBm)	Over Limit (dB)	Table (o)	ANT	EUT	Verdict
50.855	-72.18	-15.09	-13.0	-59.18	29.00	Vertical	Horizontal	Pass
706.333	-51.57	0.45	-13.0	-38.57	257.00	Vertical	Horizontal	N/A
1412.500	-44.51	-1.49	-13.0	-31.51	287.00	Vertical	Horizontal	Pass
2119.000	-45.23	2.28	-13.0	-32.23	241.00	Vertical	Horizontal	Pass
2727.000	-34.64	21.33	-13.0	-21.64	209.00	Vertical	Horizontal	Pass
6848.000	-35.12	18.36	-13.0	-22.12	78.00	Vertical	Horizontal	Pass

### 12.3 LTE Band12 BW5, Middle Channel

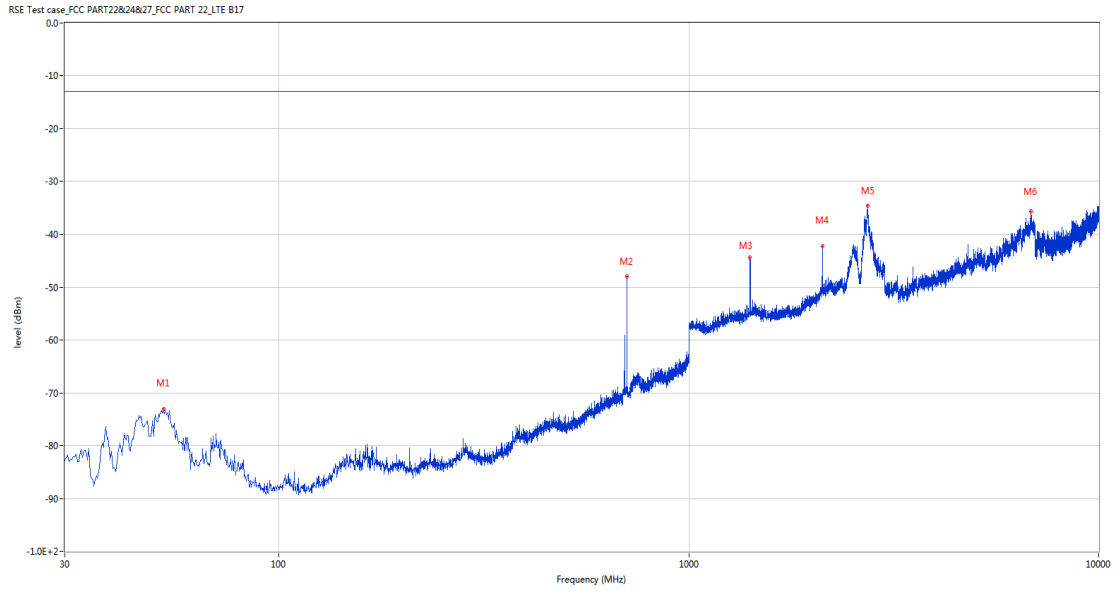
RSE-H LTE Band12 BW5 CH23095



Frequency (MHz)	Result (dBm)	Factor (dB)	PK Limit (dBm)	Over Limit (dB)	Table (o)	ANT	EUT	Verdict
207.995	-72.84	-14.94	-13.0	-59.84	330.00	Horizontal	Horizontal	Pass
705.362	-42.01	0.43	-13.0	-29.01	212.00	Horizontal	Horizontal	N/A
1411.000	-45.32	-1.27	-13.0	-32.32	196.00	Horizontal	Horizontal	Pass
2116.500	-41.65	2.16	-13.0	-28.65	254.00	Horizontal	Horizontal	Pass
2728.500	-35.08	21.28	-13.0	-22.08	341.00	Horizontal	Horizontal	Pass
3527.000	-43.88	6.06	-13.0	-30.88	200.00	Horizontal	Horizontal	Pass



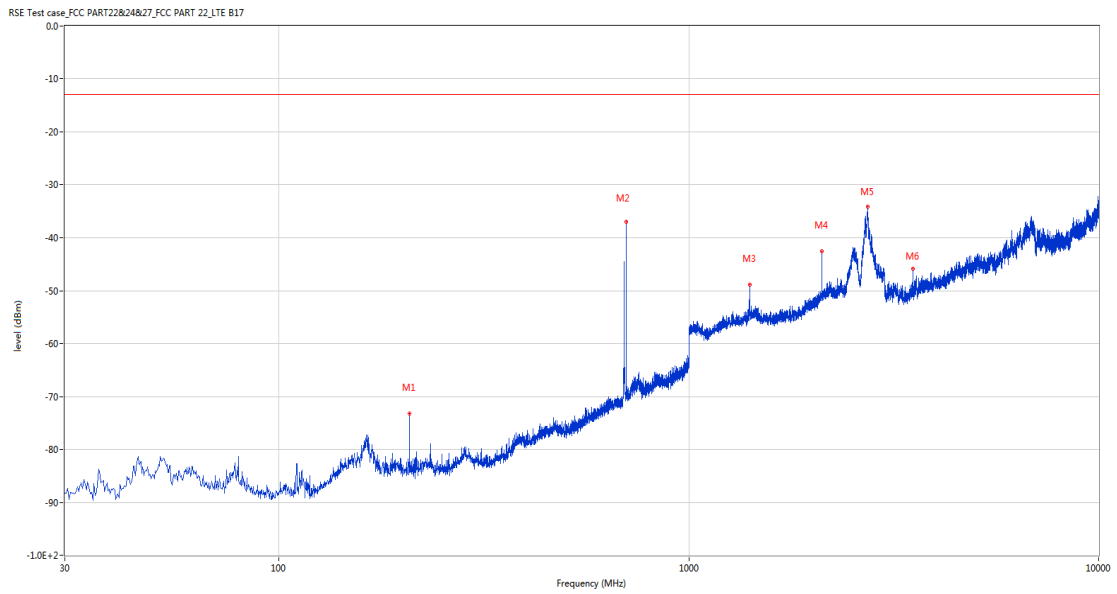
RSE-V LTE Band12 BW5 CH23095



Frequency (MHz)	Result (dBm)	Factor (dB)	PK Limit (dBm)	Over Limit (dB)	Table (o)	ANT	EUT	Verdict
52.310	-73.06	-15.30	-13.0	-60.06	361.00	Vertical	Horizontal	Pass
705.362	-47.95	0.43	-13.0	-34.95	252.00	Vertical	Horizontal	N/A
1411.000	-44.30	-1.27	-13.0	-31.30	284.00	Vertical	Horizontal	Pass
2116.500	-42.29	2.16	-13.0	-29.29	333.00	Vertical	Horizontal	Pass
2728.000	-34.53	21.30	-13.0	-21.53	231.00	Vertical	Horizontal	Pass
6820.000	-35.71	17.65	-13.0	-22.71	344.00	Vertical	Horizontal	Pass

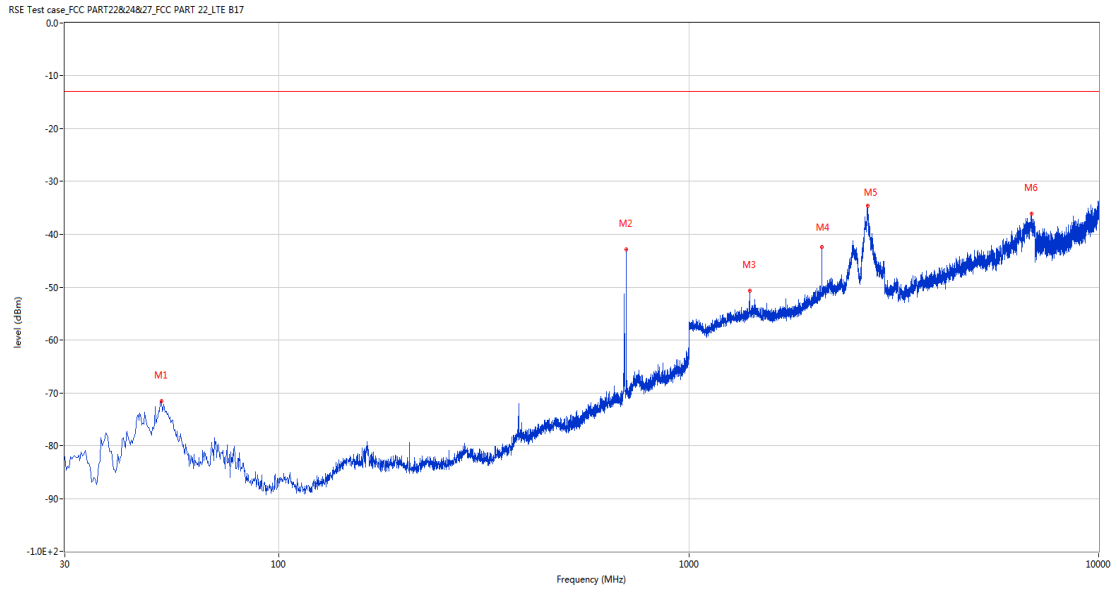
## 12.4 LTE Band12 BW10, Middle Channel

RSE-H LTE Band12 BW10 CH23095



Frequency (MHz)	Result (dBm)	Factor (dB)	PK Limit (dBm)	Over Limit (dB)	Table (o)	ANT	EUT	Verdict
207.995	-73.21	-14.94	-13.0	-60.21	295.00	Horizontal	Horizontal	Pass
702.937	-36.98	0.37	-13.0	-23.98	206.00	Horizontal	Horizontal	N/A
1406.500	-48.84	-1.46	-13.0	-35.84	200.00	Horizontal	Horizontal	Pass
2109.500	-42.58	2.70	-13.0	-29.58	250.00	Horizontal	Horizontal	Pass
2735.500	-34.19	20.78	-13.0	-21.19	19.00	Horizontal	Horizontal	Pass
3515.000	-45.92	6.46	-13.0	-32.92	264.00	Horizontal	Horizontal	Pass

RSE-V LTE Band12 BW10 CH23095

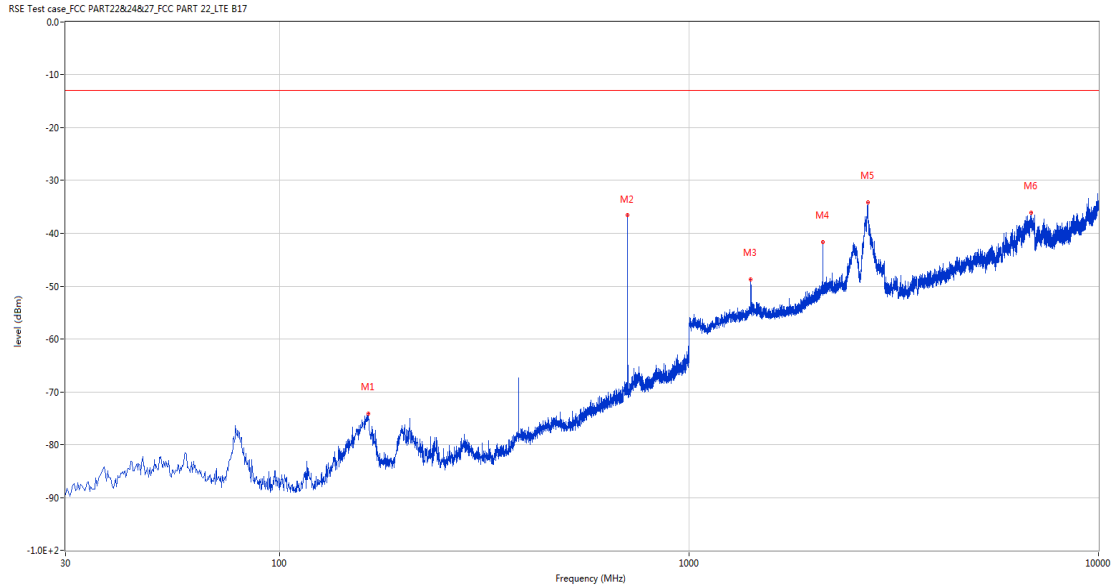


Frequency (MHz)	Result (dBm)	Factor (dB)	PK Limit (dBm)	Over Limit (dB)	Table (o)	ANT	EUT	Verdict
51.583	-71.64	-15.27	-13.0	-58.64	246.00	Vertical	Horizontal	Pass
702.937	-42.85	0.37	-13.0	-29.85	255.00	Vertical	Horizontal	N/A
1406.500	-50.73	-1.46	-13.0	-37.73	285.00	Vertical	Horizontal	Pass
2109.500	-42.42	2.70	-13.0	-29.42	329.00	Vertical	Horizontal	Pass
2734.000	-34.56	21.03	-13.0	-21.56	190.00	Vertical	Horizontal	Pass
6849.000	-36.11	18.30	-13.0	-23.11	198.00	Vertical	Horizontal	Pass

## 13 LTE Band 17

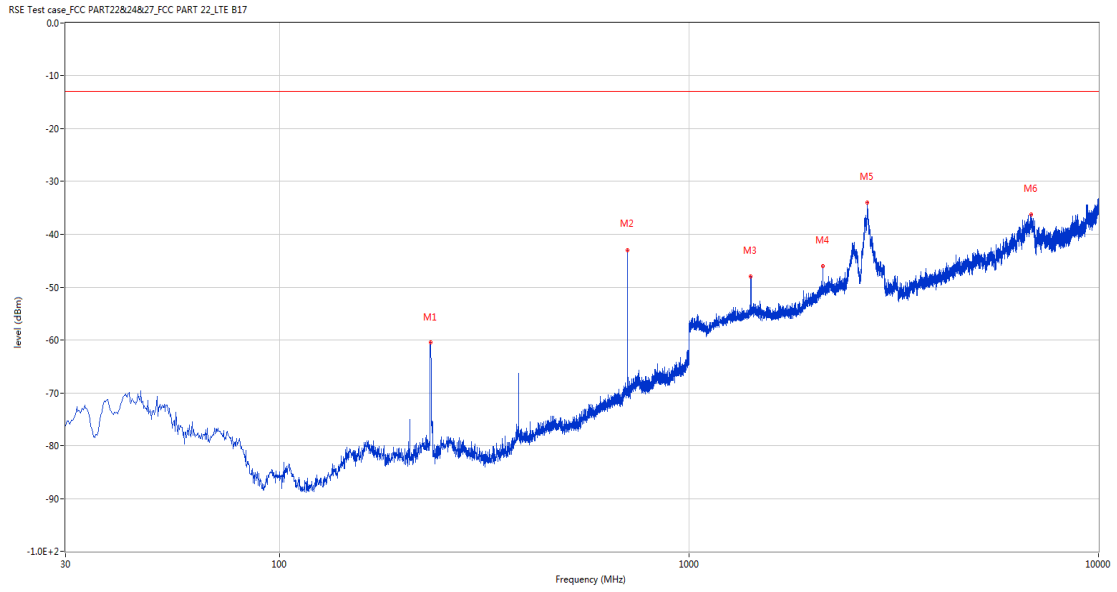
### 13.1 LTE Band17 BW5, Middle Channel

RSE-H LTE Band17 BW5 CH23790



Frequency (MHz)	Result (dBm)	Factor (dB)	PK Limit (dBm)	Over Limit (dB)	Table (o)	ANT	EUT	Verdict
164.587	-74.09	-13.83	-13.0	-61.09	6.00	Horizontal	Horizontal	Pass
707.787	-36.56	0.49	-13.0	-23.56	119.00	Horizontal	Horizontal	N/A
1416.000	-48.66	-1.39	-13.0	-35.66	315.00	Horizontal	Horizontal	Pass
2124.000	-41.60	2.58	-13.0	-28.60	352.00	Horizontal	Horizontal	Pass
2735.500	-34.08	20.78	-13.0	-21.08	315.00	Horizontal	Horizontal	Pass
6840.000	-36.10	18.32	-13.0	-23.10	111.00	Horizontal	Horizontal	Pass

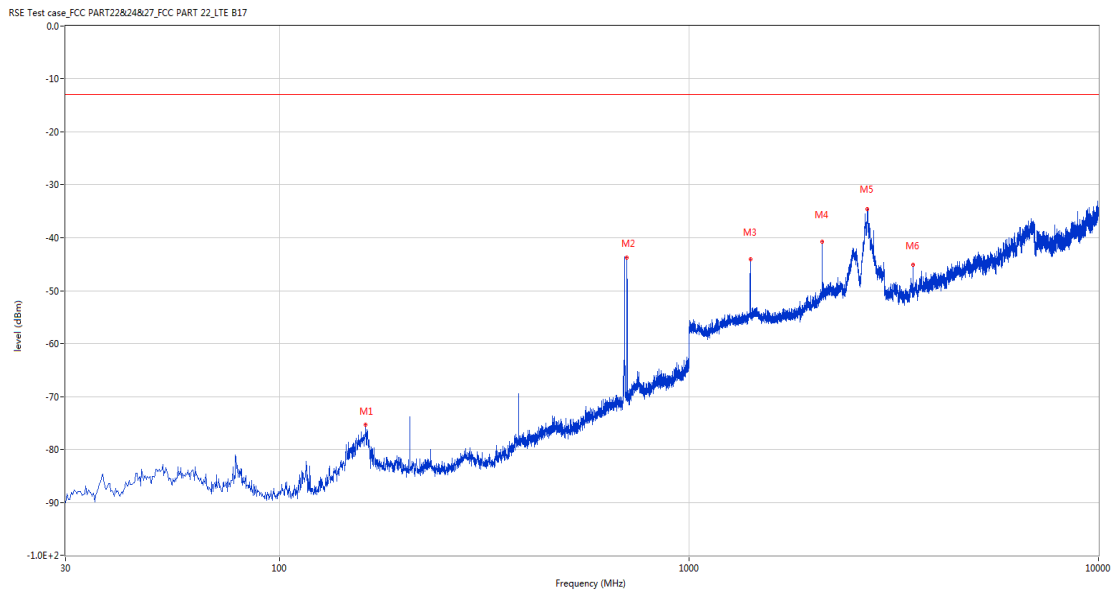
RSE-V LTE Band17 BW5 CH23790



Frequency (MHz)	Result (dBm)	Factor (dB)	PK Limit (dBm)	Over Limit (dB)	Table (o)	ANT	EUT	Verdict
233.458	-60.43	-14.09	-13.0	-47.43	4.00	Vertical	Horizontal	Pass
707.787	-42.94	0.49	-13.0	-29.94	190.00	Vertical	Horizontal	N/A
1416.000	-47.97	-1.39	-13.0	-34.97	350.00	Vertical	Horizontal	Pass
2124.000	-46.09	2.58	-13.0	-33.09	314.00	Vertical	Horizontal	Pass
2727.000	-33.97	21.33	-13.0	-20.97	344.00	Vertical	Horizontal	Pass
6836.000	-36.20	18.12	-13.0	-23.20	58.00	Vertical	Horizontal	Pass

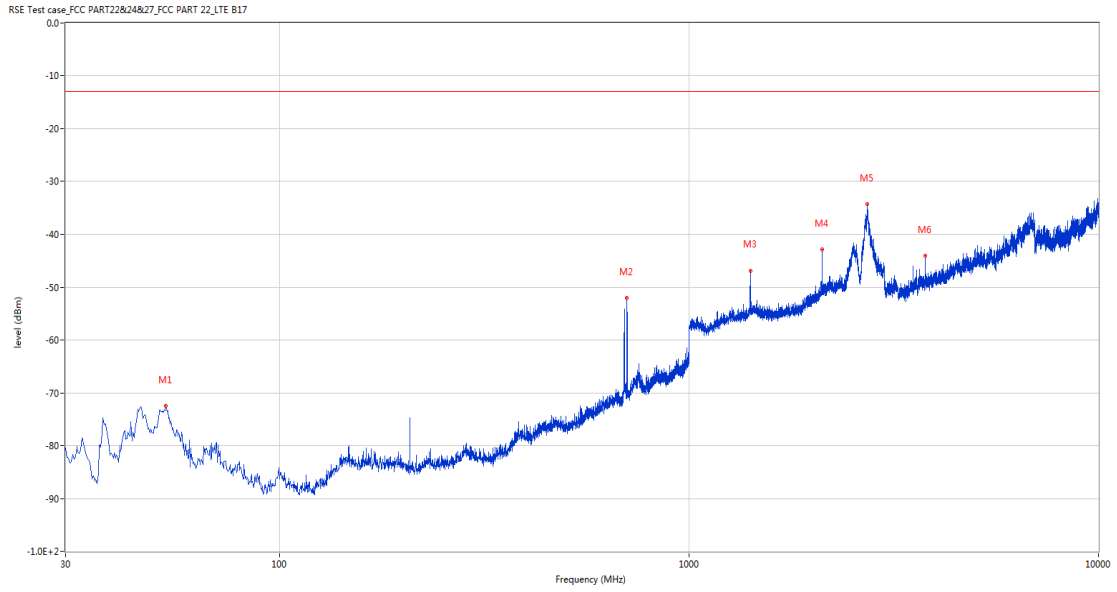
## 13.2 LTE Band17 BW10, Middle Channel

RSE-H LTE Band17 BW10 CH23790



Frequency (MHz)	Result (dBm)	Factor (dB)	PK Limit (dBm)	Over Limit (dB)	Table (o)	ANT	EUT	Verdict
162.163	-75.41	-14.16	-13.0	-62.41	161.00	Horizontal	Horizontal	Pass
705.605	-43.73	0.43	-13.0	-30.73	130.00	Horizontal	Horizontal	N/A
1411.500	-43.99	-1.32	-13.0	-30.99	319.00	Horizontal	Horizontal	Pass
2117.000	-40.68	2.13	-13.0	-27.68	355.00	Horizontal	Horizontal	Pass
2724.000	-34.63	20.78	-13.0	-21.63	355.00	Horizontal	Horizontal	Pass
3528.000	-45.06	6.02	-13.0	-32.06	142.00	Horizontal	Horizontal	Pass

RSE-V LTE Band17 BW10 CH23790



Frequency (MHz)	Result (dBm)	Factor (dB)	PK Limit (dBm)	Over Limit (dB)	Table (o)	ANT	EUT	Verdict
52.795	-72.50	-15.28	-13.0	-59.50	125.00	Vertical	Horizontal	Pass
705.605	-52.03	0.43	-13.0	-39.03	189.00	Vertical	Horizontal	N/A
1411.500	-46.85	-1.32	-13.0	-33.85	226.00	Vertical	Horizontal	Pass
2117.000	-42.82	2.13	-13.0	-29.82	316.00	Vertical	Horizontal	Pass
2727.000	-34.29	21.33	-13.0	-21.29	67.00	Vertical	Horizontal	Pass
3777.000	-44.13	7.89	-13.0	-31.13	20.00	Vertical	Horizontal	Pass