


## Antenna Port Conducted Measurements




9kHz – 30MHz Radiated Emissions




9kHz – 30MHz Radiated Emissions (Antenna View)






30MHz – 1GHz Radiated Emissions



1GHz – 18GHz Radiated Emissions



18 – 40GHz Radiated Emissions