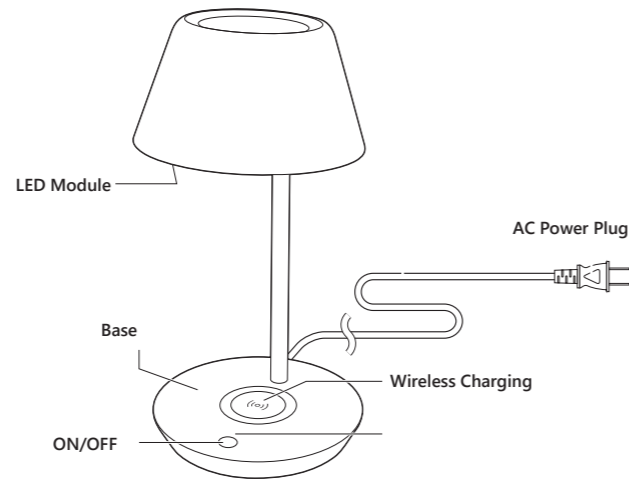


Construction



Instruction

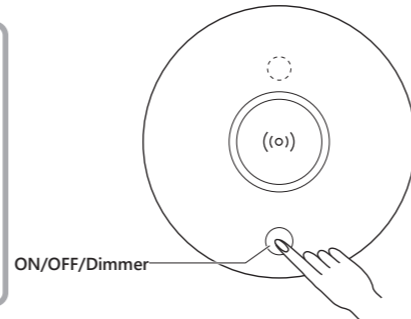
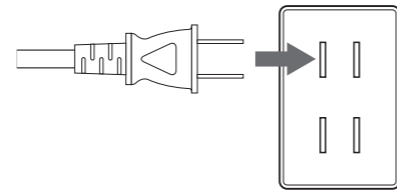
1 Put the AC plug into jack board

2 Press the ON/OFF button.

3 Usage


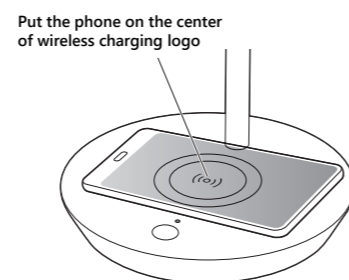
How to dim?

- Press the ON/OFF button, the light will turn on. Press another time, the light will turn off.
- Keep pressing the ON/OFF button for one second, the light will be dimmable.



How to use wireless charging function?

- First, put the AC plug into jack board.
- Second, put the phone on the base where wireless charging logo is.
- When the phone is charging, the indicator light will be green, when the phone fully charge, the indicator light will be red.



OL DESK LAMP

FCC Warning

This device complies with part 15 of the FCC Rules. Operation is subject to the following two conditions:

(1) This device may not cause harmful interference, and

(2) this device must accept any

interference received, including interference that may cause undesired operation. Any Changes or modifications not expressly approved by the party responsible for compliance could void the user's authority to operate the equipment.

This equipment has been tested and found to comply with the limits for a Class B digital device, pursuant to part 15 of the FCC Rules. These limits are designed to provide reasonable protection against harmful interference in a residential installation. This equipment generates uses and can radiate radio frequency energy and, if not installed and used in accordance with the instructions, may cause harmful interference to radio communications. However, there is no guarantee that interference will not occur in a particular installation. If this equipment does cause harmful interference to radio or television reception, which can be determined by turning the equipment off and on, the user is encouraged to try to correct the interference by one or more of the following measures:

- Reorient or relocate the receiving antenna.
- Increase the separation between the equipment and receiver.
- Connect the equipment into an outlet on a circuit different from that to which the receiver is connected.
- Consult the dealer or an experienced radio/TV technician for help.

FCC RF exposure statement:

This equipment complies with FCC Radiation exposure limits set forth for an uncontrolled environment. This equipment should be installed and operated with a minimum distance of 20cm between the product and your body.