

Appendix A

RF Test Data for BT V5.0(BDR/EDR) (Conducted Measurement)

Product Name: TWS Bluetooth earbuds

Trade Mark: 1Mii

Test Model: E300

Environmental Conditions

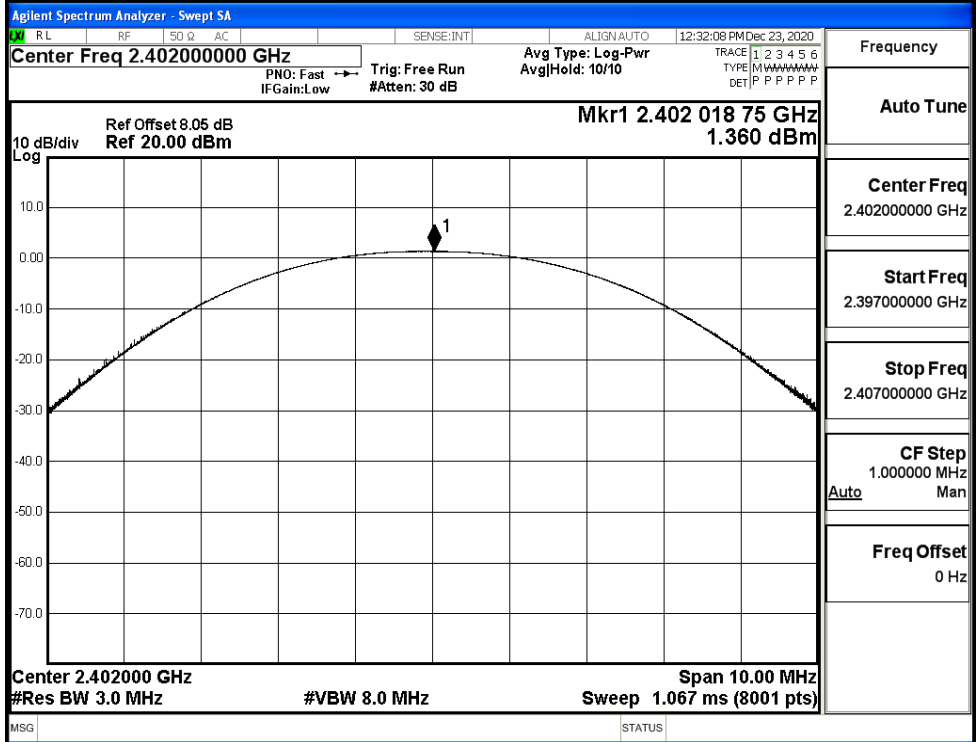
Temperature:	24.6° C
Relative Humidity:	54.1%
ATM Pressure:	100.0 kPa
Test Engineer:	Ken He
Supervised by:	Li Huan

A.1 Maxmum Conducted Peak Output Power

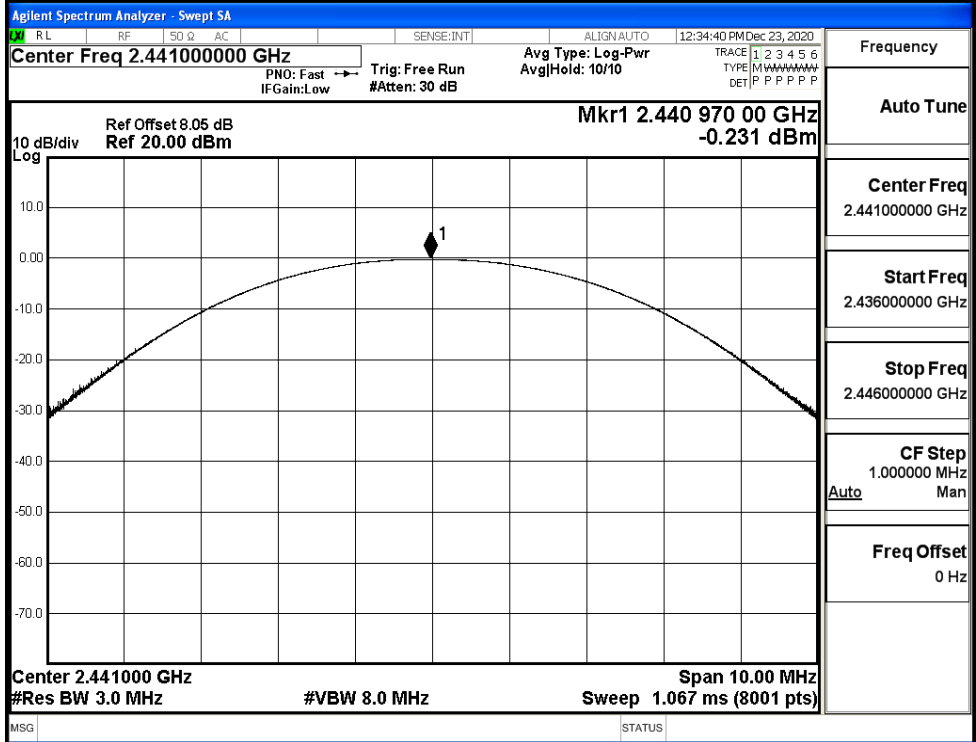
Mode	Channel.	Maximum Peak Output Power [dBm]	Limit [dBm]	Verdict
GFSK	LCH	1.360	21	PASS
	MCH	-0.231	21	PASS
	HCH	-2.257	21	PASS
$\pi/4$ DQPSK	LCH	3.691	21	PASS
	MCH	2.017	21	PASS
	HCH	-0.077	21	PASS
8DPSK	LCH	4.167	21	PASS
	MCH	2.493	21	PASS
	HCH	0.417	21	PASS

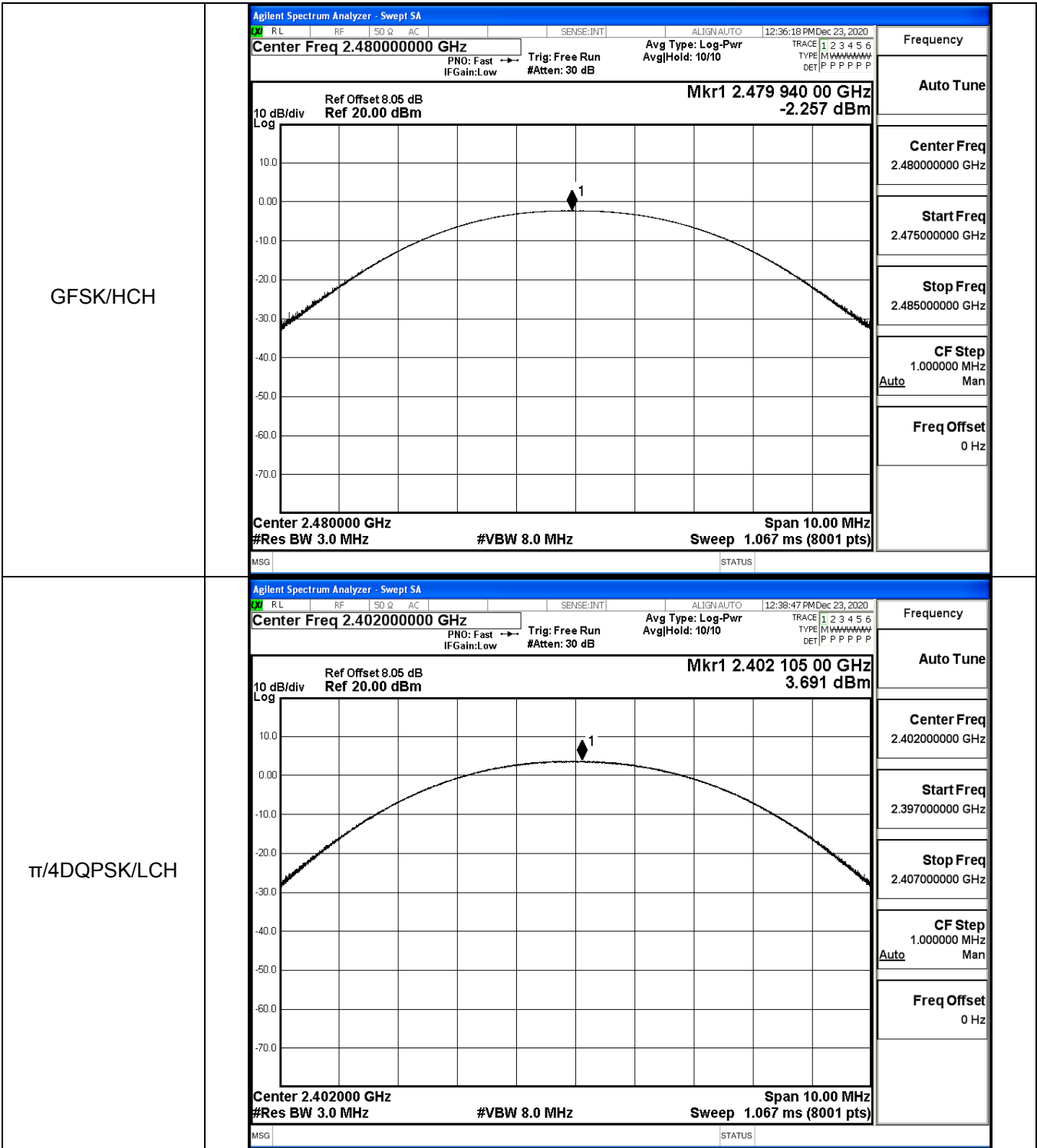
Test Graphs

GFSK/LCH

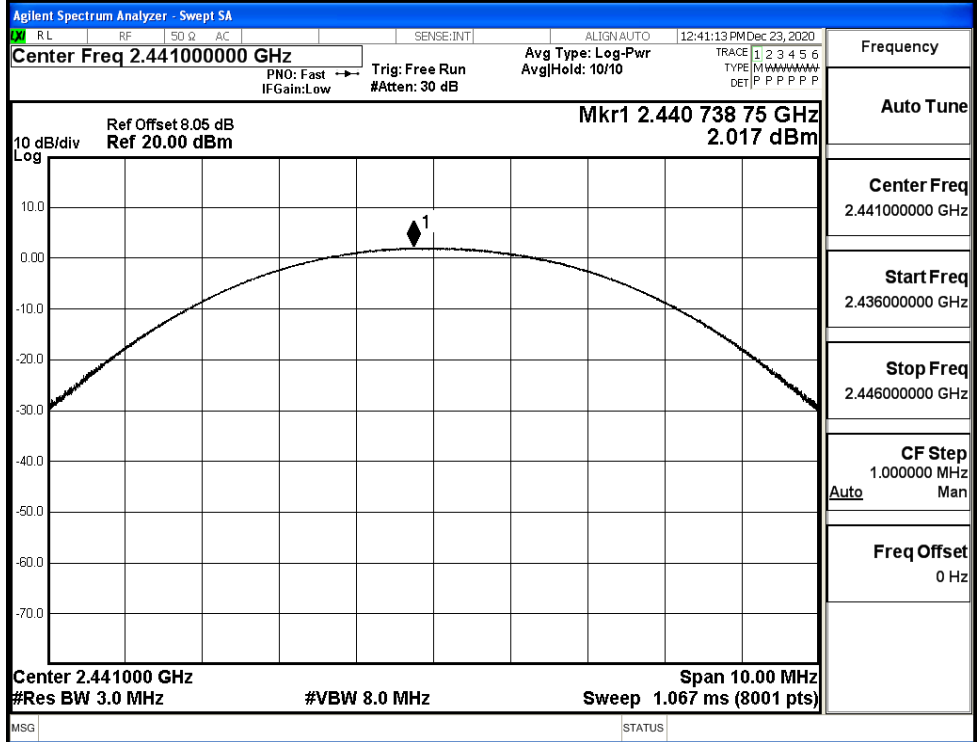


GFSK/MCH

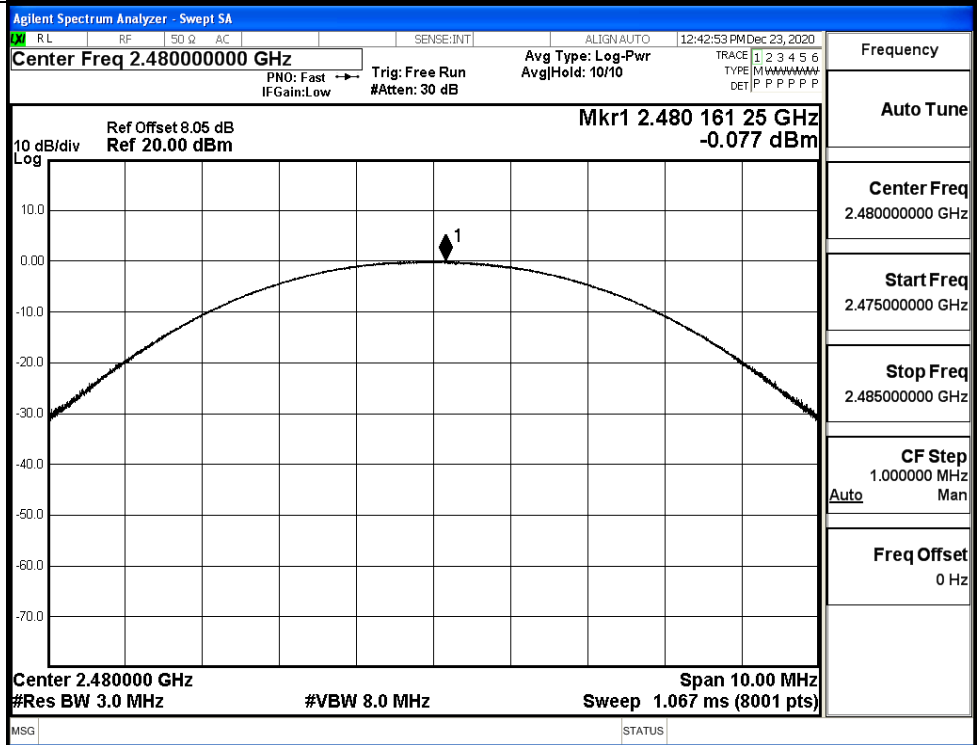




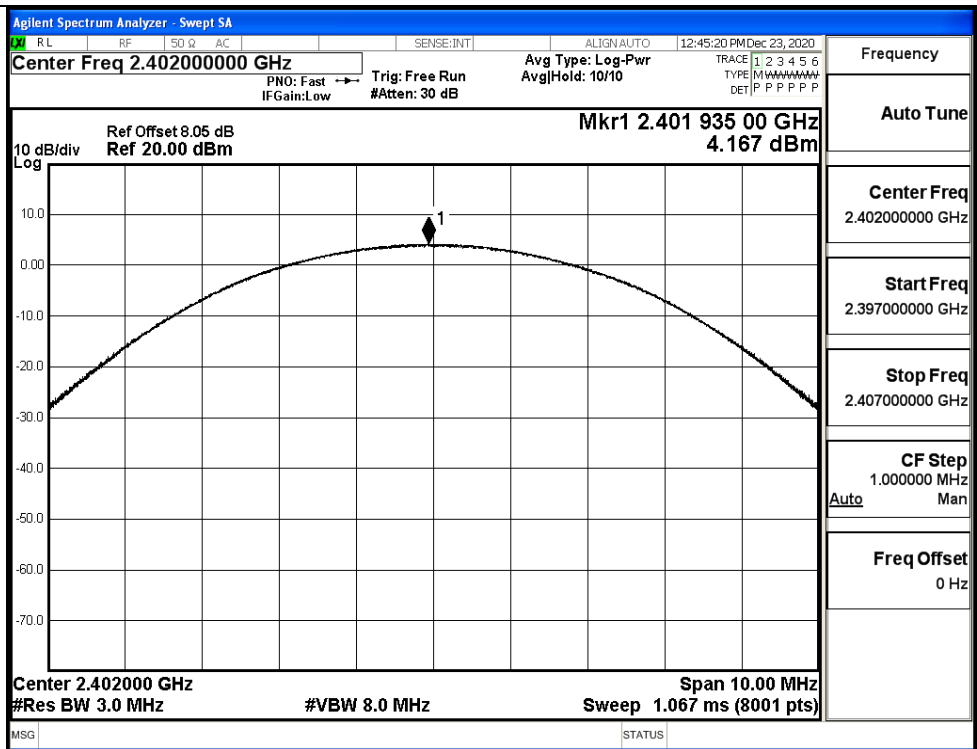
π /4DQPSK/MCH



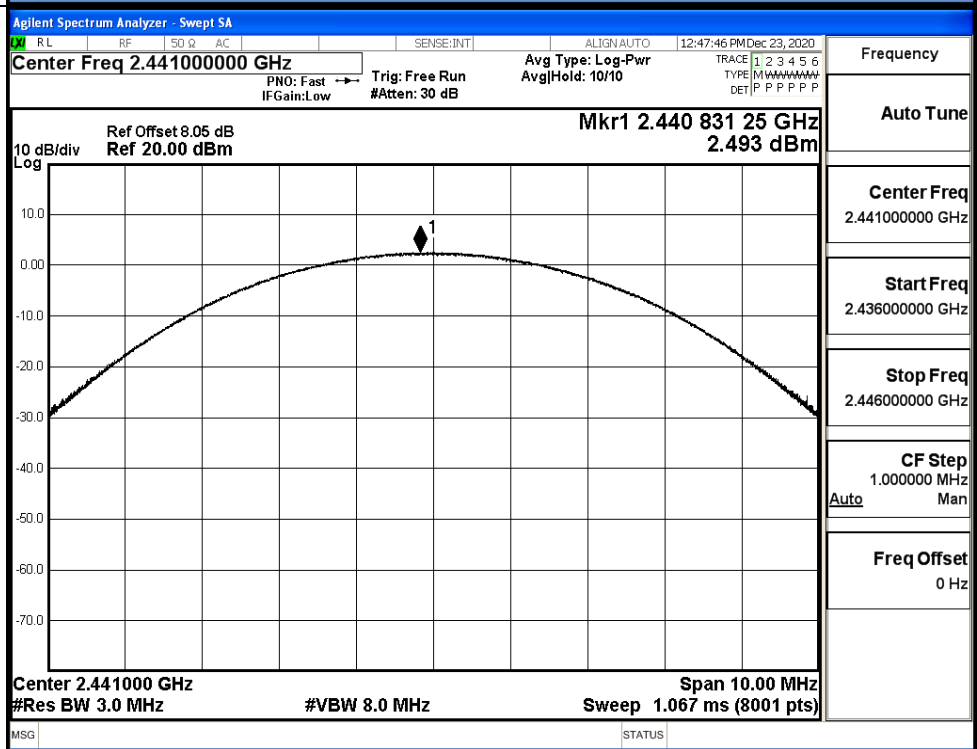
π /4DQPSK/HCH



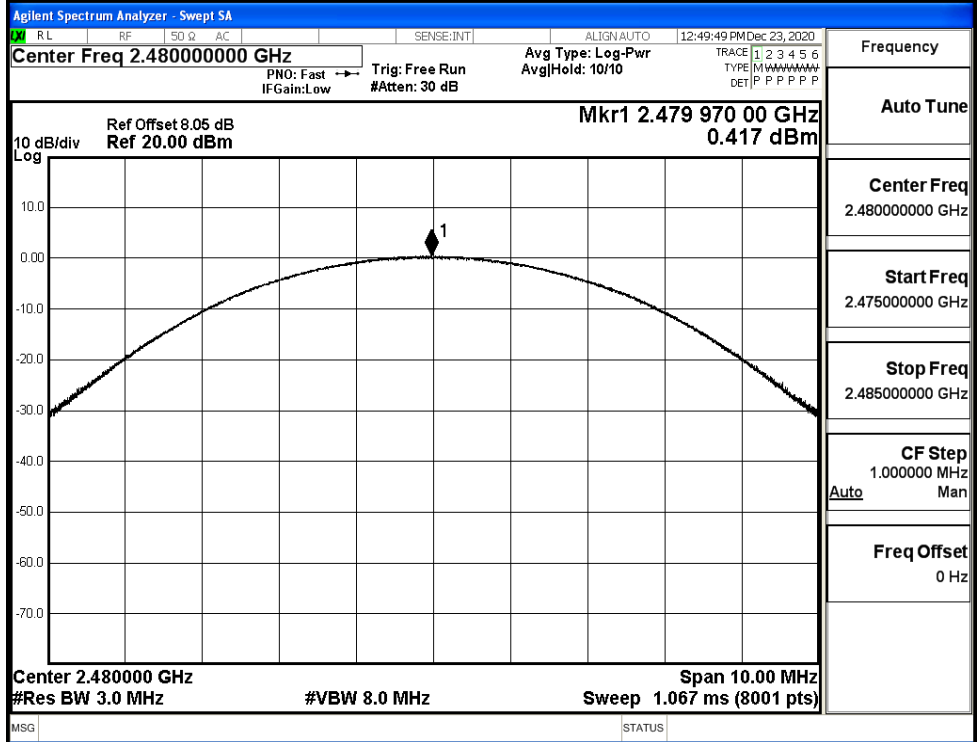
8DPSK/LCH



8DPSK/MCH

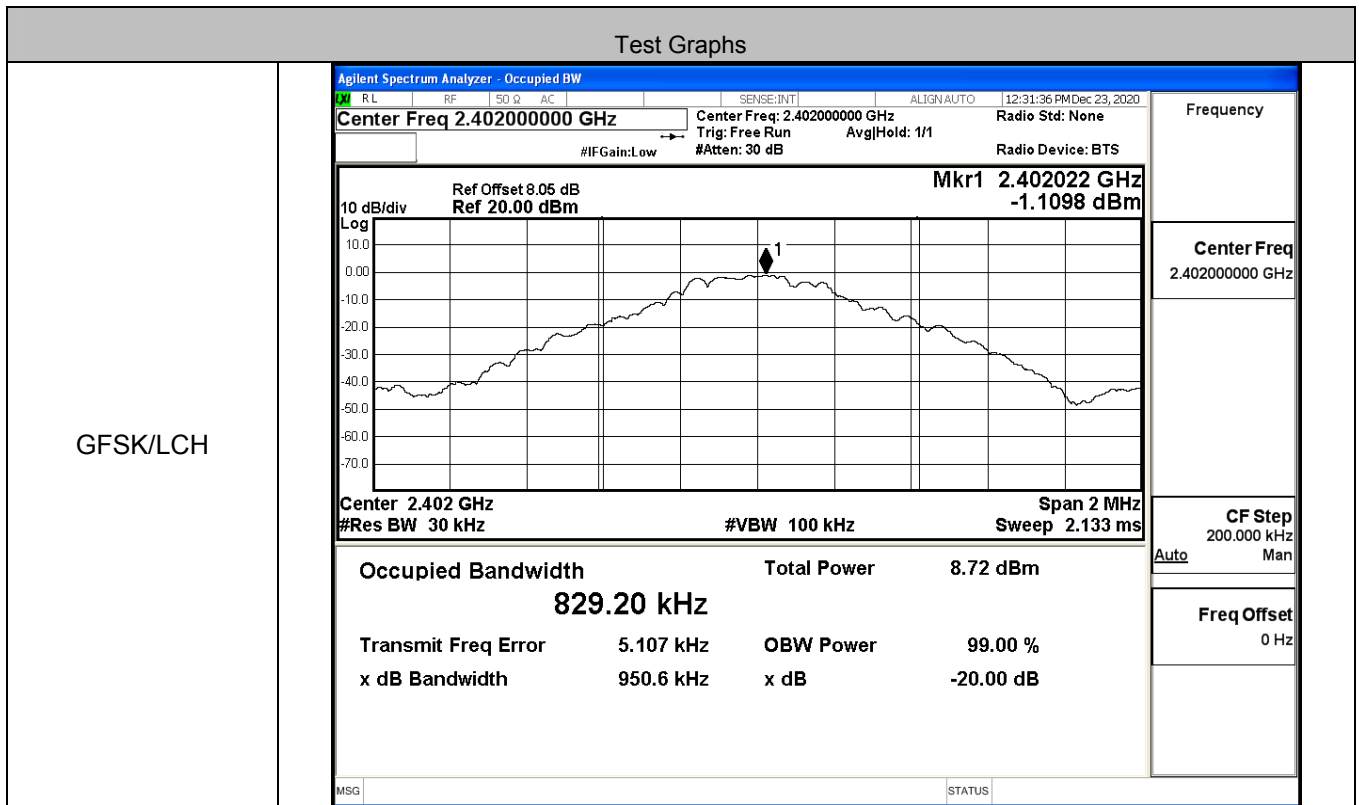


8DPSK/HCH

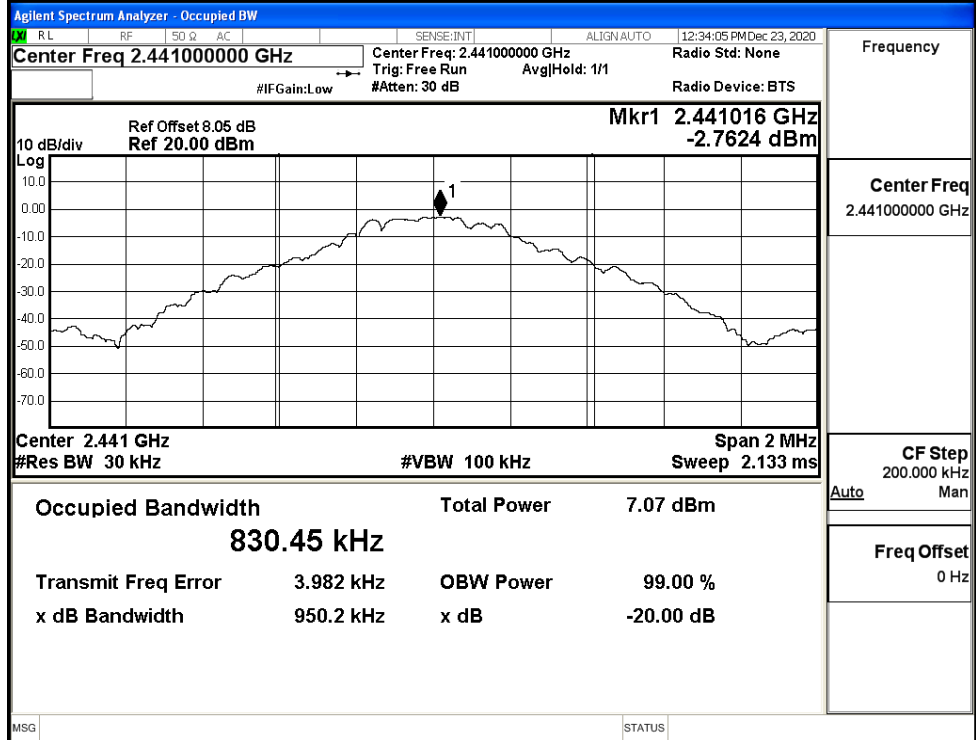


A.2 20dB Bandwidth

Mode	Channel.	20dB Bandwidth [MHz]	Limit [MHz]	Verdict
GFSK	LCH	0.9506	Not Specified	PASS
	MCH	0.9502	Not Specified	PASS
	HCH	0.9516	Not Specified	PASS
π/4DQPSK	LCH	1.320	Not Specified	PASS
	MCH	1.320	Not Specified	PASS
	HCH	1.319	Not Specified	PASS
8DPSK	LCH	1.303	Not Specified	PASS
	MCH	1.305	Not Specified	PASS
	HCH	1.302	Not Specified	PASS

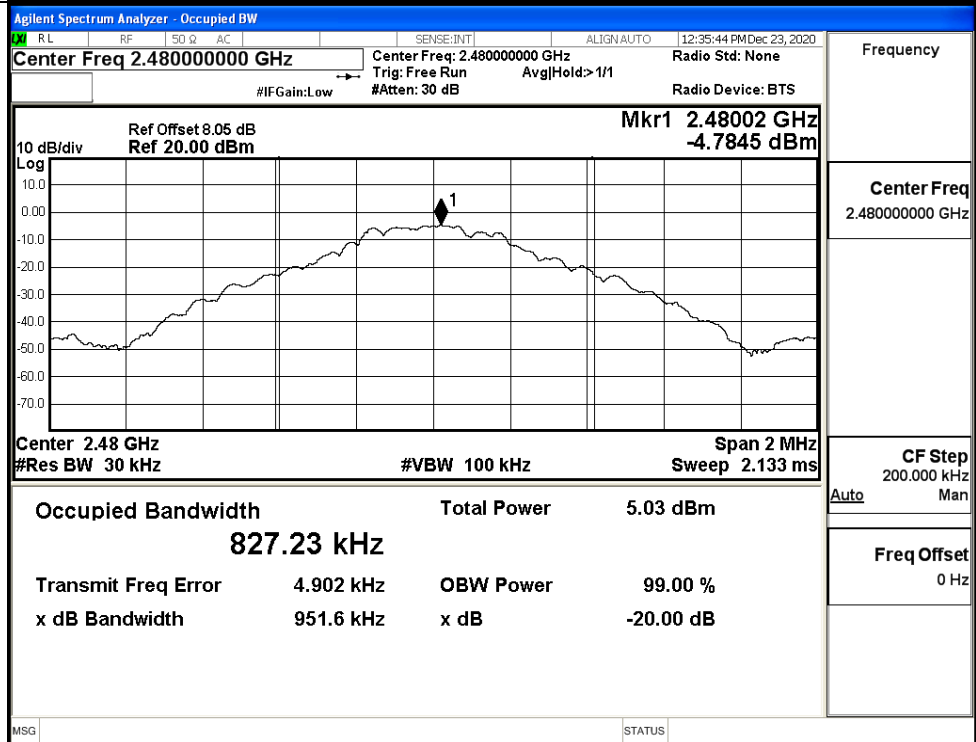


GFSK/MCH



Frequency	
Center Freq	2.44100000 GHz
CF Step	200.000 kHz Auto Man
Freq Offset	0 Hz

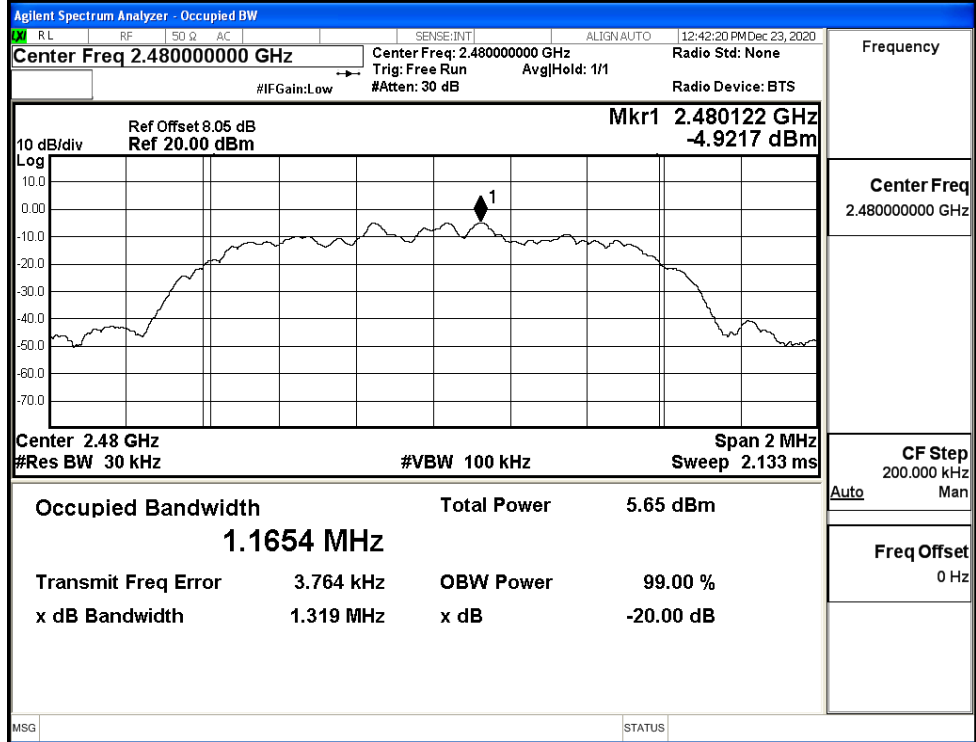
GFSK/HCH



Frequency	
Center Freq	2.48000000 GHz
CF Step	200.000 kHz Auto Man
Freq Offset	0 Hz

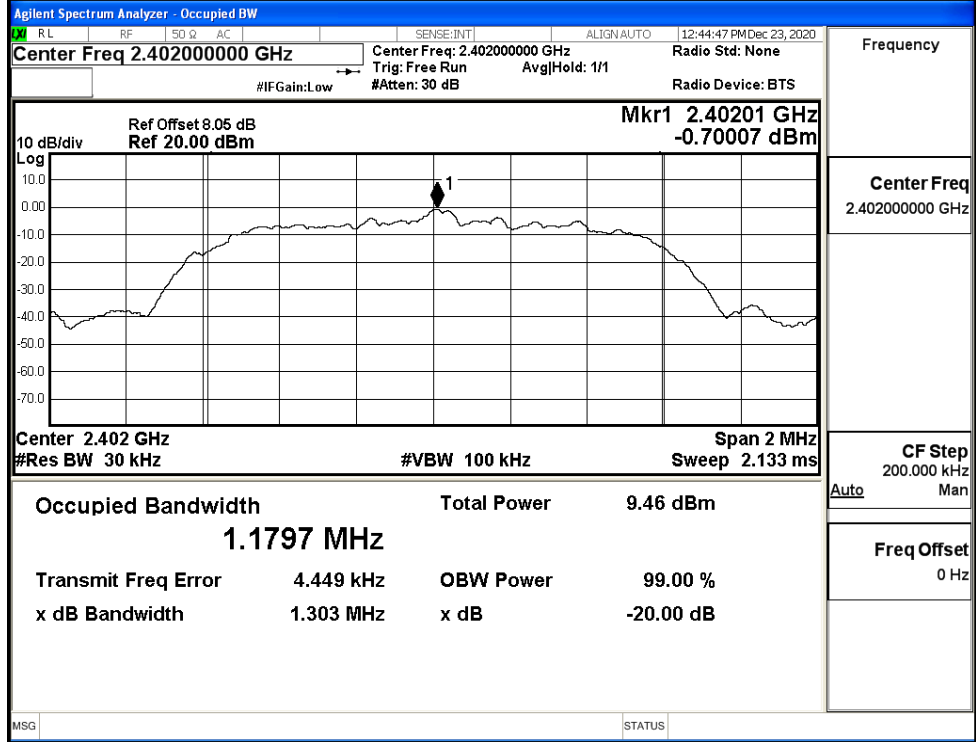
<p>π/4DQPSK/LCH</p>	<p>Agilent Spectrum Analyzer - Occupied BW</p> <p>Center Freq 2.40200000 GHz Center Freq: 2.40200000 GHz Radio Std: None</p> <p>Trig: Free Run AvgJHold: 1/1 Radio Device: BTS</p> <p>Ref Offset 8.05 dB Mkr1 2.402128 GHz</p> <p>Ref 20.00 dBm -1.2999 dBm</p> <p>10 dB/div Log</p> <p>Center 2.402 GHz Span 2 MHz</p> <p>#Res BW 30 kHz #VBW 100 kHz Sweep 2.133 ms</p> <p>Occupied Bandwidth Total Power 9.29 dBm</p> <p>1.1679 MHz</p> <p>Transmit Freq Error 4.118 kHz OBW Power 99.00 %</p> <p>x dB Bandwidth 1.320 MHz x dB -20.00 dB</p>	<p>Frequency</p> <p>Center Freq 2.40200000 GHz</p> <p>CF Step 200.000 kHz</p> <p>Freq Offset 0 Hz</p>
<p>π/4DQPSK/MCH</p>	<p>Agilent Spectrum Analyzer - Occupied BW</p> <p>Center Freq 2.44100000 GHz Center Freq: 2.44100000 GHz Radio Std: None</p> <p>Trig: Free Run AvgJHold> 1/1 Radio Device: BTS</p> <p>Ref Offset 8.05 dB Mkr1 2.441038 GHz</p> <p>Ref 20.00 dBm -2.8171 dBm</p> <p>10 dB/div Log</p> <p>Center 2.441 GHz Span 2 MHz</p> <p>#Res BW 30 kHz #VBW 100 kHz Sweep 2.133 ms</p> <p>Occupied Bandwidth Total Power 7.70 dBm</p> <p>1.1663 MHz</p> <p>Transmit Freq Error 3.512 kHz OBW Power 99.00 %</p> <p>x dB Bandwidth 1.320 MHz x dB -20.00 dB</p>	<p>Frequency</p> <p>Center Freq 2.44100000 GHz</p> <p>CF Step 200.000 kHz</p> <p>Freq Offset 0 Hz</p>

π/4DQPSK/HCH



Frequency	2.48000000 GHz
Center Freq	2.48000000 GHz
CF Step	200.000 kHz
Auto	Man
Freq Offset	0 Hz

8DPSK/LCH

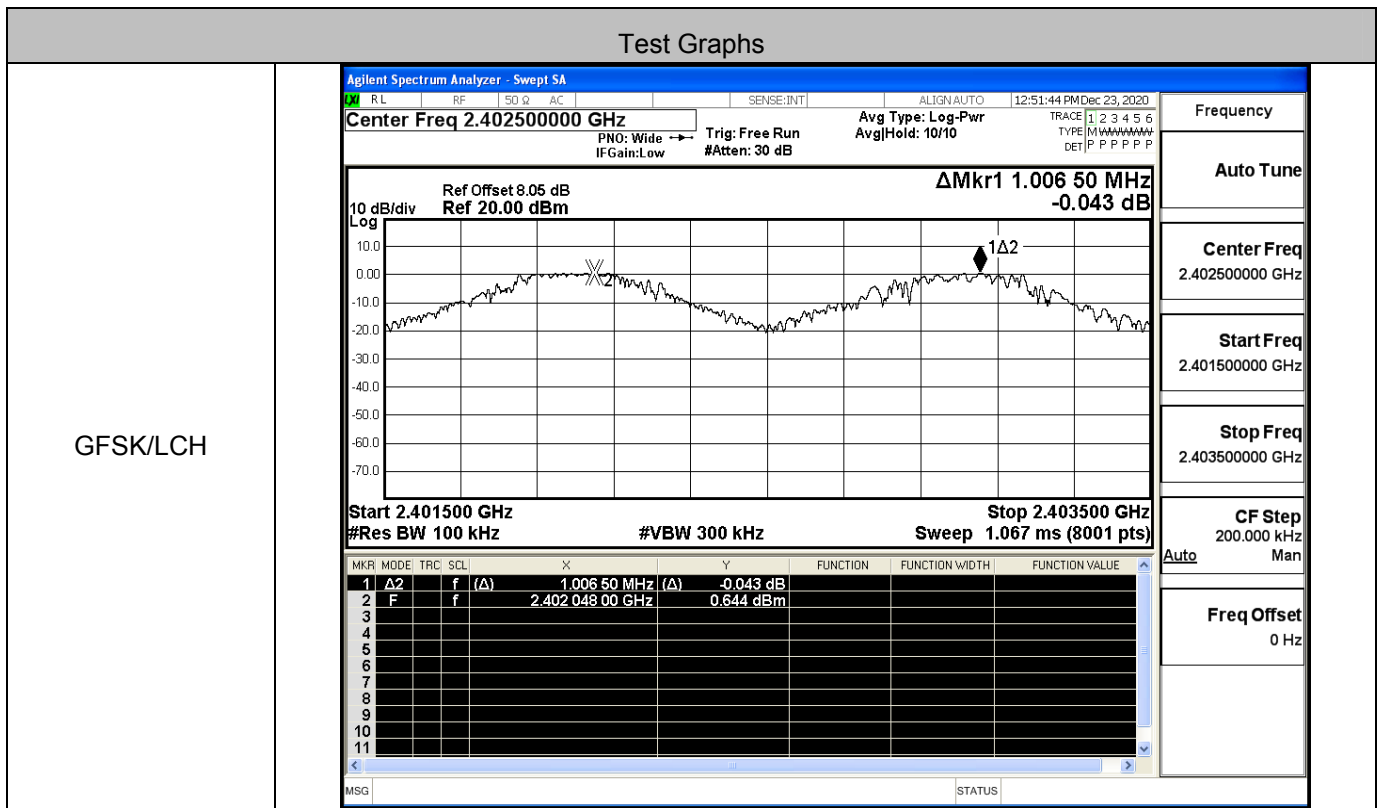


Frequency	2.40200000 GHz
Center Freq	2.40200000 GHz
CF Step	200.000 kHz
Auto	Man
Freq Offset	0 Hz

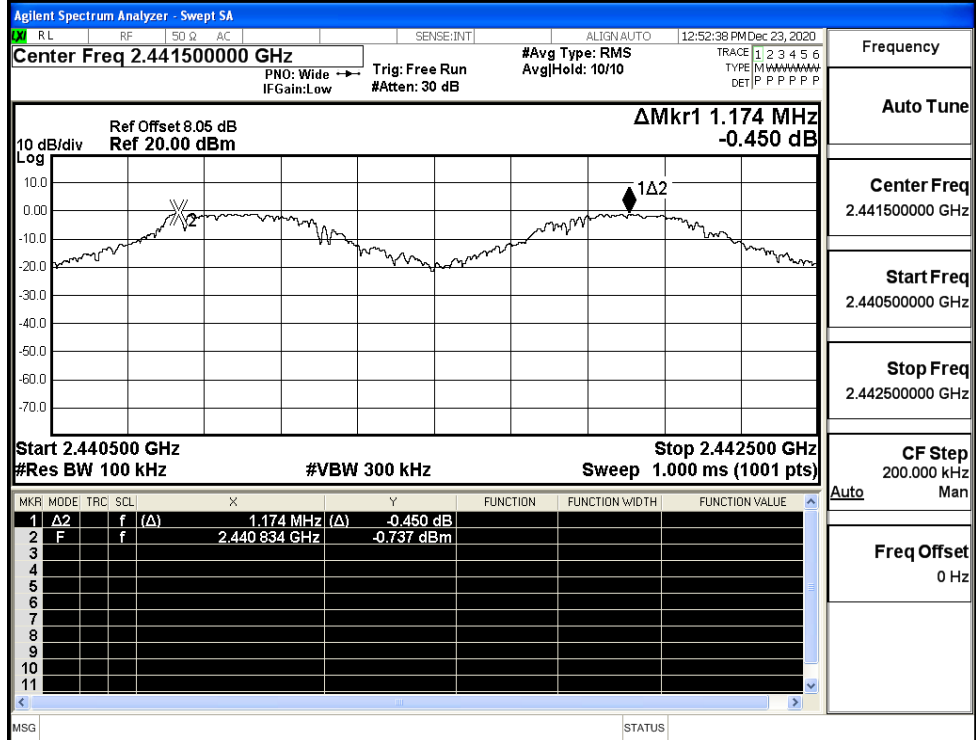
<p>8DPSK/MCH</p>	<p>Agilent Spectrum Analyzer - Occupied BW</p> <p>Center Freq 2.441000000 GHz</p> <p>Center Freq: 2.441000000 GHz</p> <p>Mkr1 2.441008 GHz</p> <p>10 dB/div</p> <p>Ref Offset 8.05 dB</p> <p>Ref 20.00 dBm</p> <p>Center 2.441 GHz</p> <p>#Res BW 30 kHz</p> <p>#VBW 100 kHz</p> <p>Span 2 MHz</p> <p>Sweep 2.133 ms</p> <p>Occupied Bandwidth 1.1794 MHz</p> <p>Total Power 7.86 dBm</p> <p>Transmit Freq Error 3.995 kHz</p> <p>x dB Bandwidth 1.305 MHz</p> <p>OBW Power 99.00 %</p> <p>x dB -20.00 dB</p>	<p>Frequency</p> <p>Center Freq 2.441000000 GHz</p> <p>CF Step 200.000 kHz</p> <p>Freq Offset 0 Hz</p>
<p>8DPSK/HCH</p>	<p>Agilent Spectrum Analyzer - Occupied BW</p> <p>Center Freq 2.480000000 GHz</p> <p>Center Freq: 2.480000000 GHz</p> <p>Mkr1 2.480006 GHz</p> <p>10 dB/div</p> <p>Ref Offset 8.05 dB</p> <p>Ref 20.00 dBm</p> <p>Center 2.48 GHz</p> <p>#Res BW 30 kHz</p> <p>#VBW 100 kHz</p> <p>Span 2 MHz</p> <p>Sweep 2.133 ms</p> <p>Occupied Bandwidth 1.1790 MHz</p> <p>Total Power 5.79 dBm</p> <p>Transmit Freq Error 4.626 kHz</p> <p>x dB Bandwidth 1.302 MHz</p> <p>OBW Power 99.00 %</p> <p>x dB -20.00 dB</p>	<p>Frequency</p> <p>Center Freq 2.480000000 GHz</p> <p>CF Step 200.000 kHz</p> <p>Freq Offset 0 Hz</p>

A.3 Carrier Frequency Separation

Mode	Channel.	Carrier Frequency Separation [MHz]	Limit [MHz]	Verdict
GFSK	LCH	1.007	0.634	PASS
	MCH	1.174	0.634	PASS
	HCH	1.208	0.634	PASS
π/4DQPSK	LCH	0.964	0.880	PASS
	MCH	1.008	0.880	PASS
	HCH	1.202	0.880	PASS
8DPSK	LCH	1.066	0.870	PASS
	MCH	1.116	0.870	PASS
	HCH	1.306	0.870	PASS



GFSK/MCH



Frequency

Auto Tune

Center Freq
2.441500000 GHz

Start Freq
2.440500000 GHz

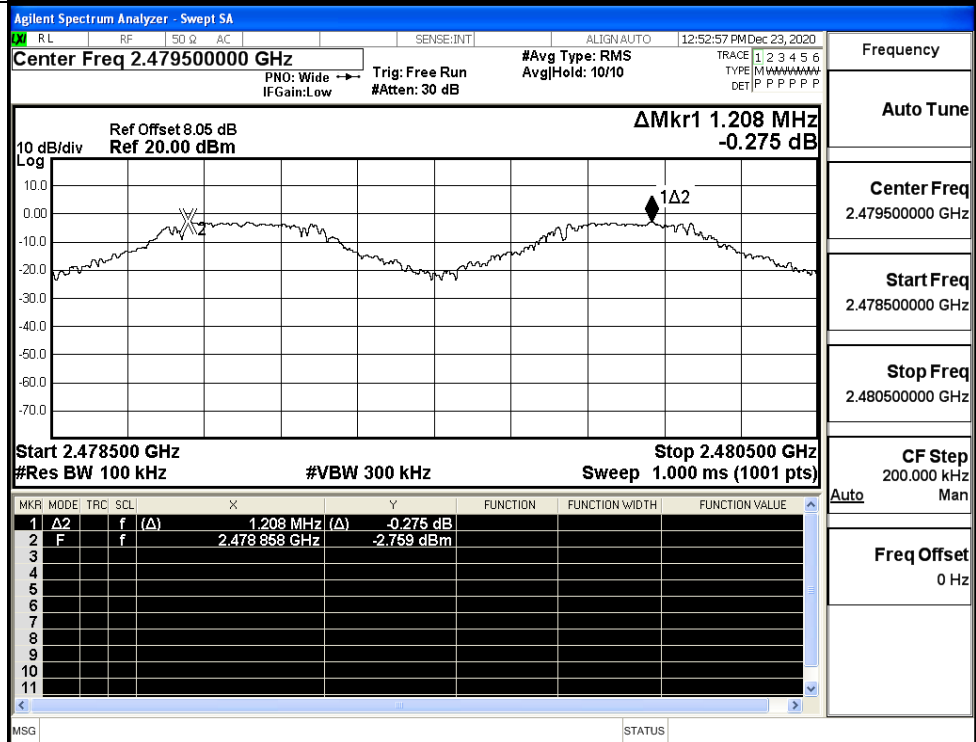
Stop Freq
2.442500000 GHz

CF Step
200.000 kHz

Auto

Freq Offset
0 Hz

GFSK/HCH



Frequency

Auto Tune

Center Freq
2.479500000 GHz

Start Freq
2.478500000 GHz

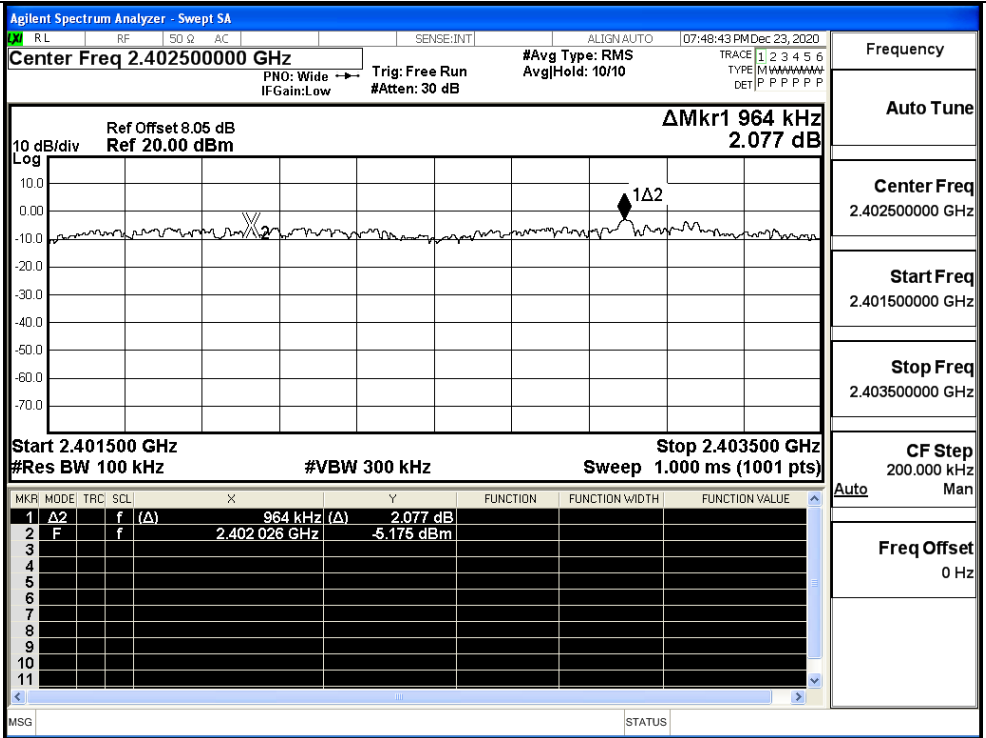
Stop Freq
2.480500000 GHz

CF Step
200.000 kHz

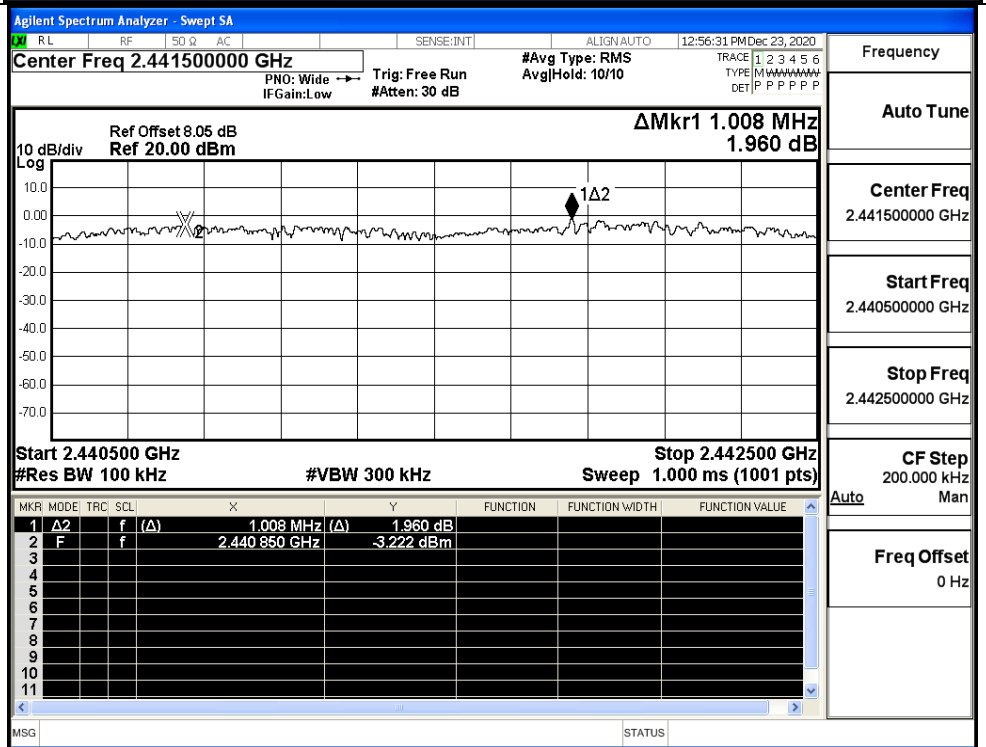
Auto

Freq Offset
0 Hz

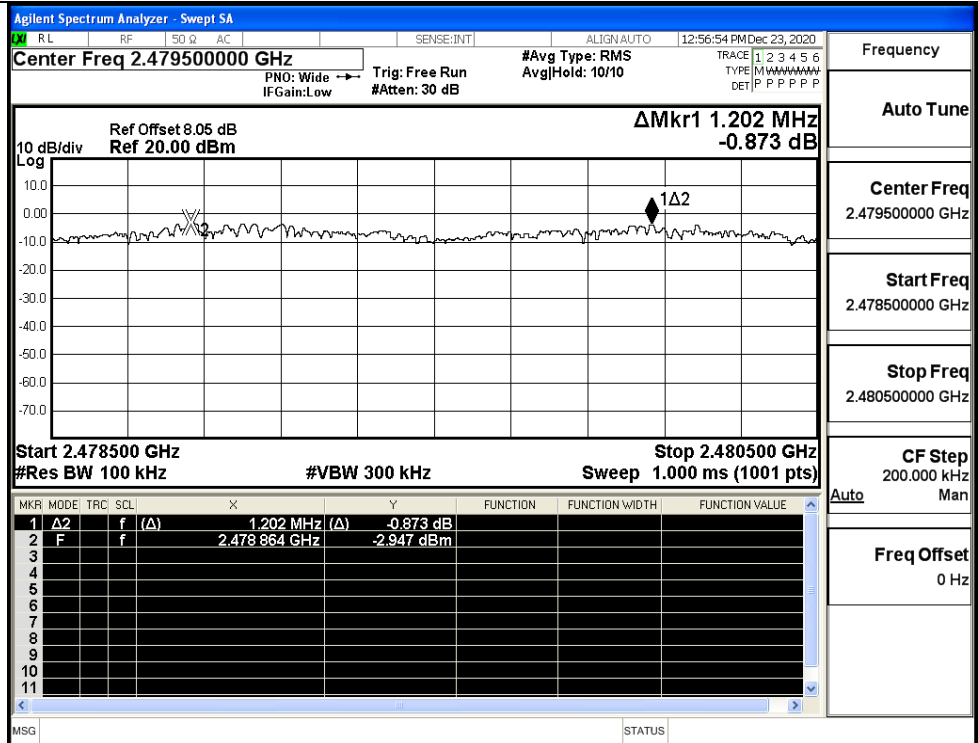
π /4DQPSK/LCH



π /4DQPSK/MCH

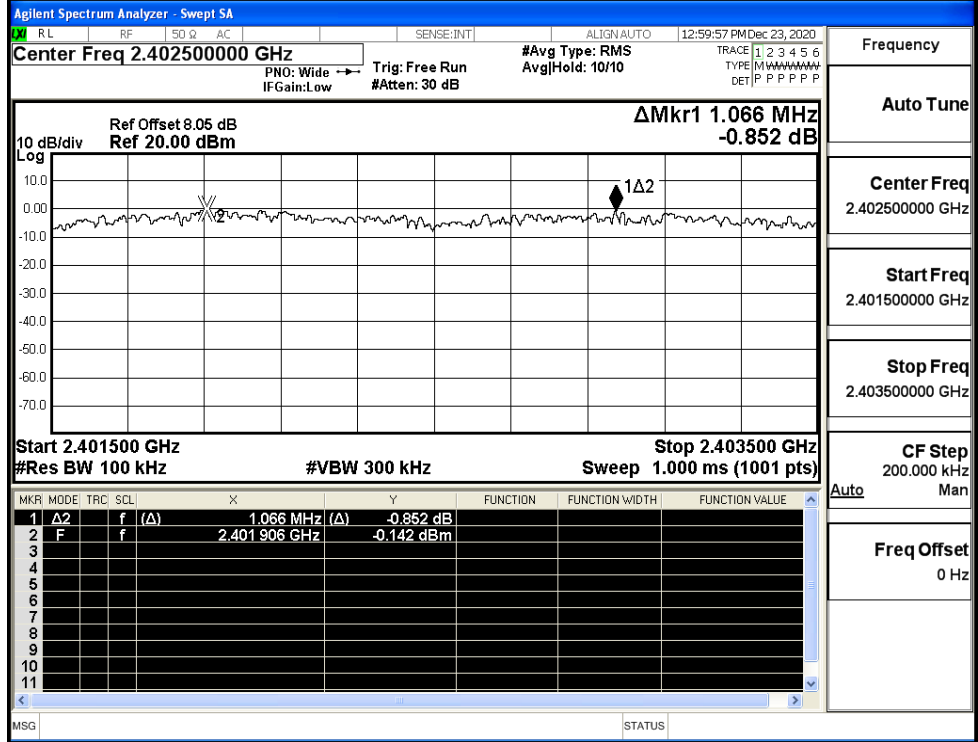


TT/4DQPSK/HCH



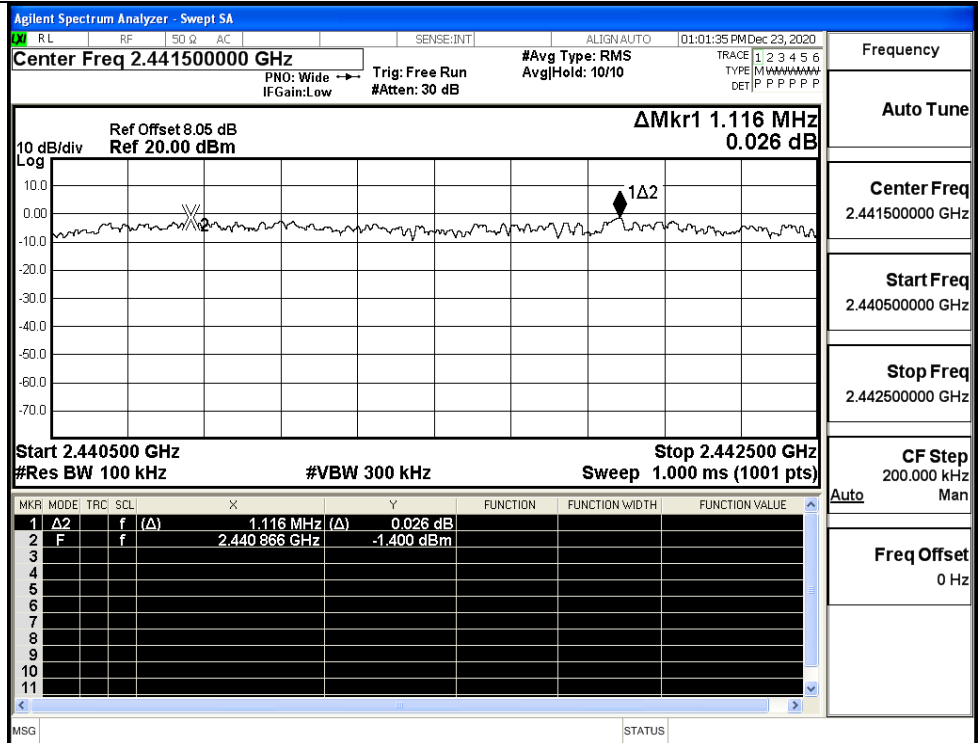
Frequency
Auto Tune
Center Freq 2.479500000 GHz
Start Freq 2.478500000 GHz
Stop Freq 2.480500000 GHz
CF Step 200.000 kHz
Auto Man
Freq Offset 0 Hz

8DPSK/LCH



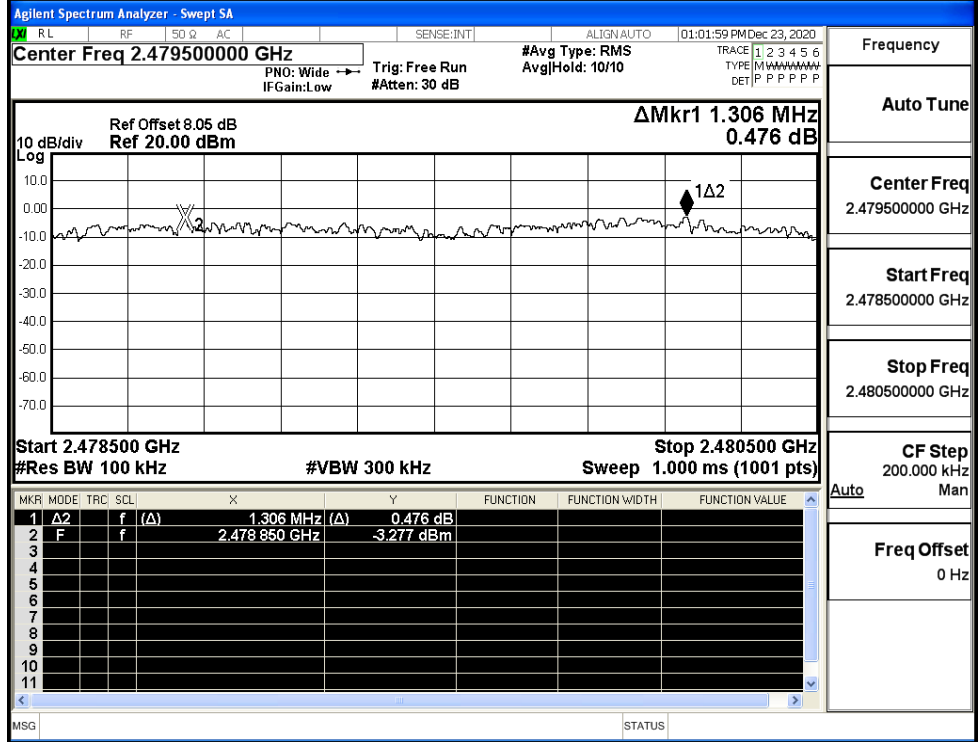
Frequency
Auto Tune
Center Freq 2.402500000 GHz
Start Freq 2.401500000 GHz
Stop Freq 2.403500000 GHz
CF Step 200.000 kHz
Auto Man
Freq Offset 0 Hz

8DPSK/MCH



Frequency
Auto Tune
Center Freq 2.441500000 GHz
Start Freq 2.440500000 GHz
Stop Freq 2.442500000 GHz
CF Step 200.000 kHz
Auto
Freq Offset 0 Hz

8DPSK/HCH



Frequency
Auto Tune
Center Freq 2.479500000 GHz
Start Freq 2.478500000 GHz
Stop Freq 2.480500000 GHz
CF Step 200.000 kHz
Auto
Freq Offset 0 Hz

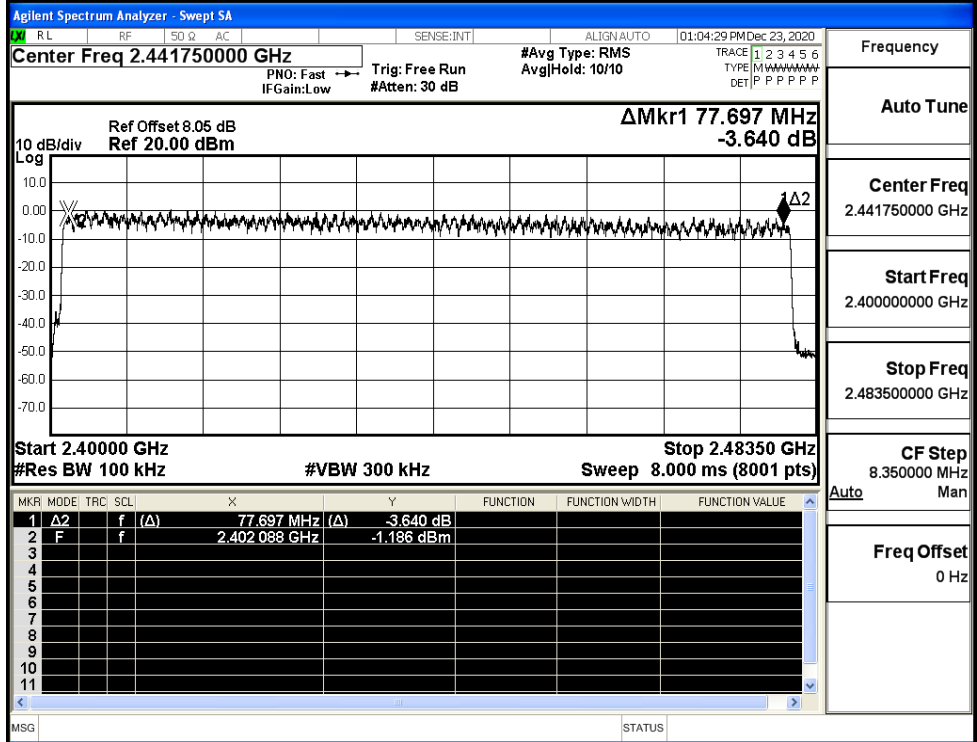
A.4 Hopping Channel Number

Mode	Channel.	Number of Hopping Channel [N]	Limit [N]	Verdict
GFSK	Hop	79	>=15	PASS
$\pi/4$ DQPSK	Hop	79	>=15	PASS
8DPSK	Hop	79	>=15	PASS

Test Graphs

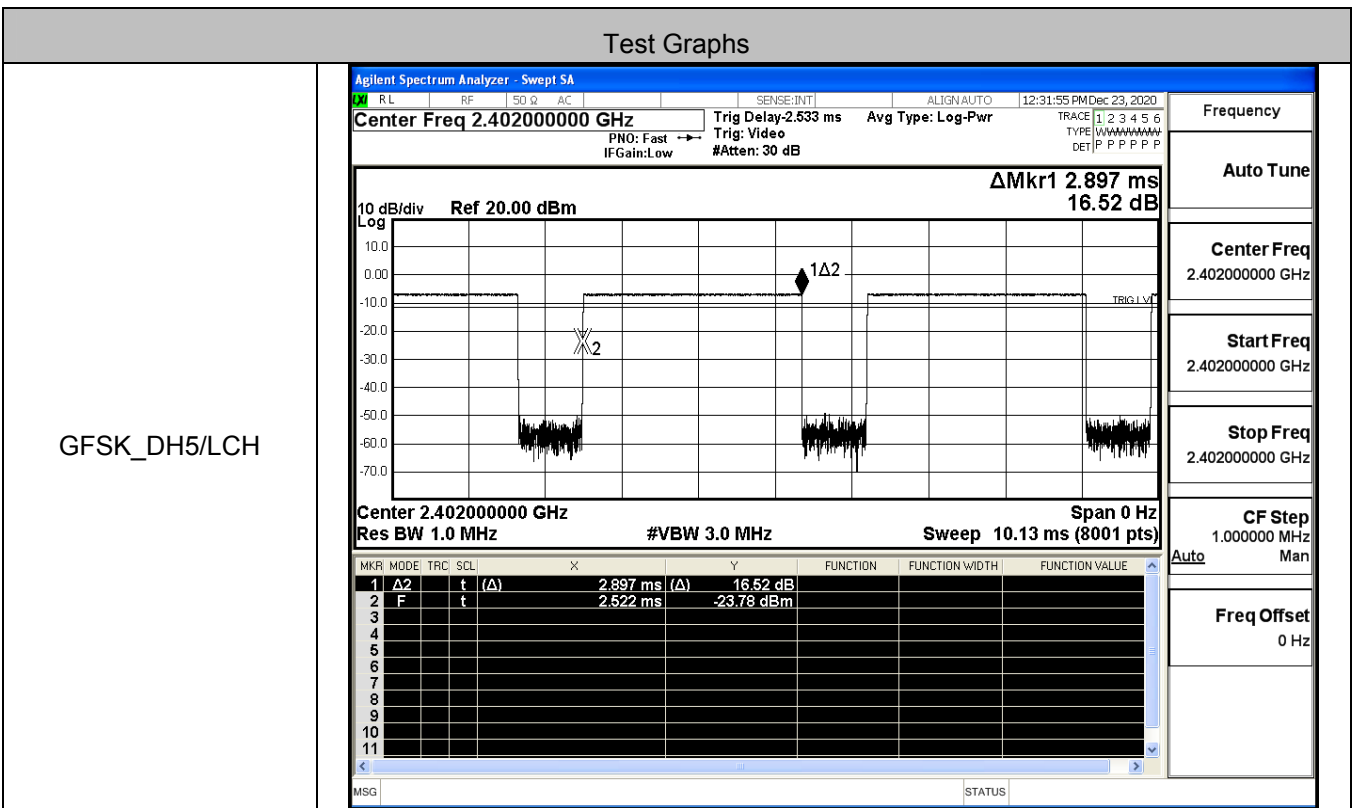
GFSK/Hop	<p>Agilent Spectrum Analyzer - Swept SA</p> <p>Center Freq 2.441750000 GHz</p> <p>Ref Offset 8.05 dB Ref 20.00 dBm</p> <p>ΔMkr1 77.801 MHz -3.639 dB</p> <p>Start 2.40000 GHz Stop 2.48350 GHz #Res BW 100 kHz #VBW 300 kHz Sweep 8.000 ms (8001 pts)</p> <table border="1" style="width: 100%; border-collapse: collapse;"> <thead> <tr> <th>MKR</th> <th>MODE</th> <th>TRC</th> <th>SCL</th> <th>X</th> <th>Y</th> <th>FUNCTION</th> <th>FUNCTION WIDTH</th> <th>FUNCTION VALUE</th> </tr> </thead> <tbody> <tr> <td>1</td> <td>A2</td> <td>f</td> <td>(Δ)</td> <td>77.801 MHz</td> <td>(Δ)</td> <td>-3.639 dB</td> <td></td> <td></td> </tr> <tr> <td>2</td> <td>F</td> <td>f</td> <td></td> <td>2.402056 GHz</td> <td></td> <td>0.975 dBm</td> <td></td> <td></td> </tr> </tbody> </table>	MKR	MODE	TRC	SCL	X	Y	FUNCTION	FUNCTION WIDTH	FUNCTION VALUE	1	A2	f	(Δ)	77.801 MHz	(Δ)	-3.639 dB			2	F	f		2.402056 GHz		0.975 dBm		
MKR	MODE	TRC	SCL	X	Y	FUNCTION	FUNCTION WIDTH	FUNCTION VALUE																				
1	A2	f	(Δ)	77.801 MHz	(Δ)	-3.639 dB																						
2	F	f		2.402056 GHz		0.975 dBm																						
$\pi/4$ DQPSK/Hop	<p>Agilent Spectrum Analyzer - Swept SA</p> <p>Center Freq 2.441750000 GHz</p> <p>Ref Offset 8.05 dB Ref 20.00 dBm</p> <p>ΔMkr1 78.062 MHz -4.119 dB</p> <p>Start 2.40000 GHz Stop 2.48350 GHz #Res BW 100 kHz #VBW 300 kHz Sweep 8.000 ms (8001 pts)</p> <table border="1" style="width: 100%; border-collapse: collapse;"> <thead> <tr> <th>MKR</th> <th>MODE</th> <th>TRC</th> <th>SCL</th> <th>X</th> <th>Y</th> <th>FUNCTION</th> <th>FUNCTION WIDTH</th> <th>FUNCTION VALUE</th> </tr> </thead> <tbody> <tr> <td>1</td> <td>A2</td> <td>f</td> <td>(Δ)</td> <td>78.062 MHz</td> <td>(Δ)</td> <td>-4.119 dB</td> <td></td> <td></td> </tr> <tr> <td>2</td> <td>F</td> <td>f</td> <td></td> <td>2.401994 GHz</td> <td></td> <td>-0.034 dBm</td> <td></td> <td></td> </tr> </tbody> </table>	MKR	MODE	TRC	SCL	X	Y	FUNCTION	FUNCTION WIDTH	FUNCTION VALUE	1	A2	f	(Δ)	78.062 MHz	(Δ)	-4.119 dB			2	F	f		2.401994 GHz		-0.034 dBm		
MKR	MODE	TRC	SCL	X	Y	FUNCTION	FUNCTION WIDTH	FUNCTION VALUE																				
1	A2	f	(Δ)	78.062 MHz	(Δ)	-4.119 dB																						
2	F	f		2.401994 GHz		-0.034 dBm																						

8DPSK/Hop

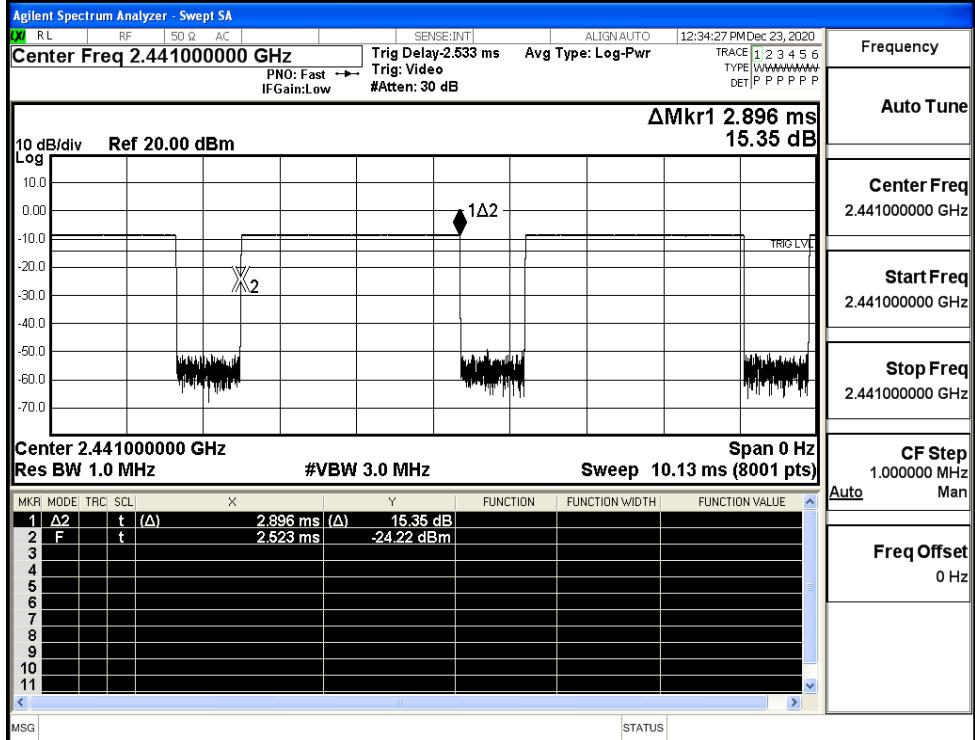


A.5 Dwell Time

Mode	Packet	Channel	Burst Width [ms/hop/ch]	Total Hops[hop*ch]	Dwell Time[s]	Limit [s]	Verdict
GFSK	DH5	LCH	2.9	106.7	0.309	0.4	PASS
	DH5	MCH	2.9	106.7	0.309	0.4	PASS
	DH5	HCH	2.9	106.7	0.309	0.4	PASS
π/4DQPSK	2DH5	LCH	2.9	106.7	0.309	0.4	PASS
	2DH5	MCH	2.9	106.7	0.309	0.4	PASS
	2DH5	HCH	2.9	106.7	0.309	0.4	PASS
8DPSK	3DH5	LCH	2.9	106.7	0.309	0.4	PASS
	3DH5	MCH	2.9	106.7	0.309	0.4	PASS
	3DH5	HCH	2.9	106.7	0.309	0.4	PASS



GFSK_DH5/MCH



Frequency

Auto Tune

Center Freq
2.441000000 GHz

Start Freq
2.441000000 GHz

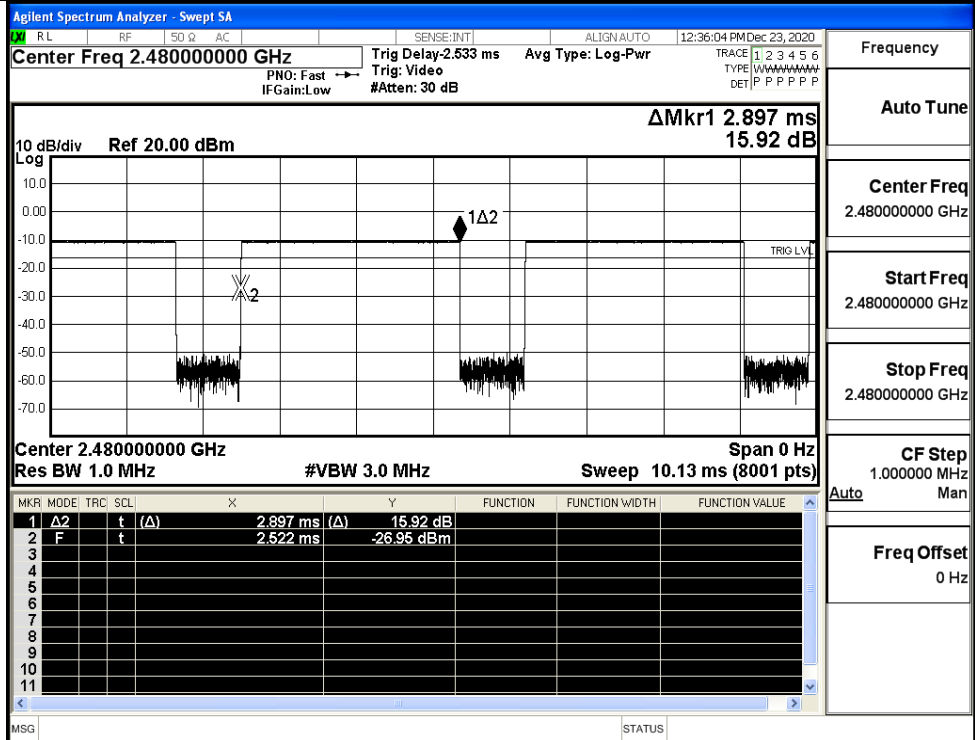
Stop Freq
2.441000000 GHz

CF Step
1.000000 MHz

Auto Man

Freq Offset
0 Hz

GFSK_DH5/HCH



Frequency

Auto Tune

Center Freq
2.480000000 GHz

Start Freq
2.480000000 GHz

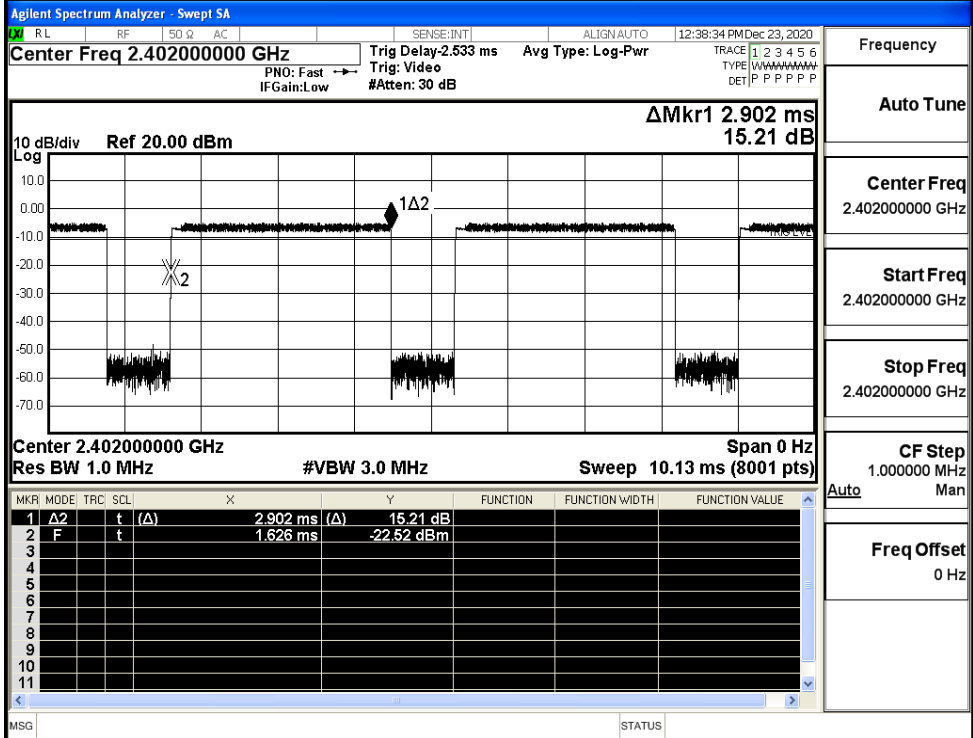
Stop Freq
2.480000000 GHz

CF Step
1.000000 MHz

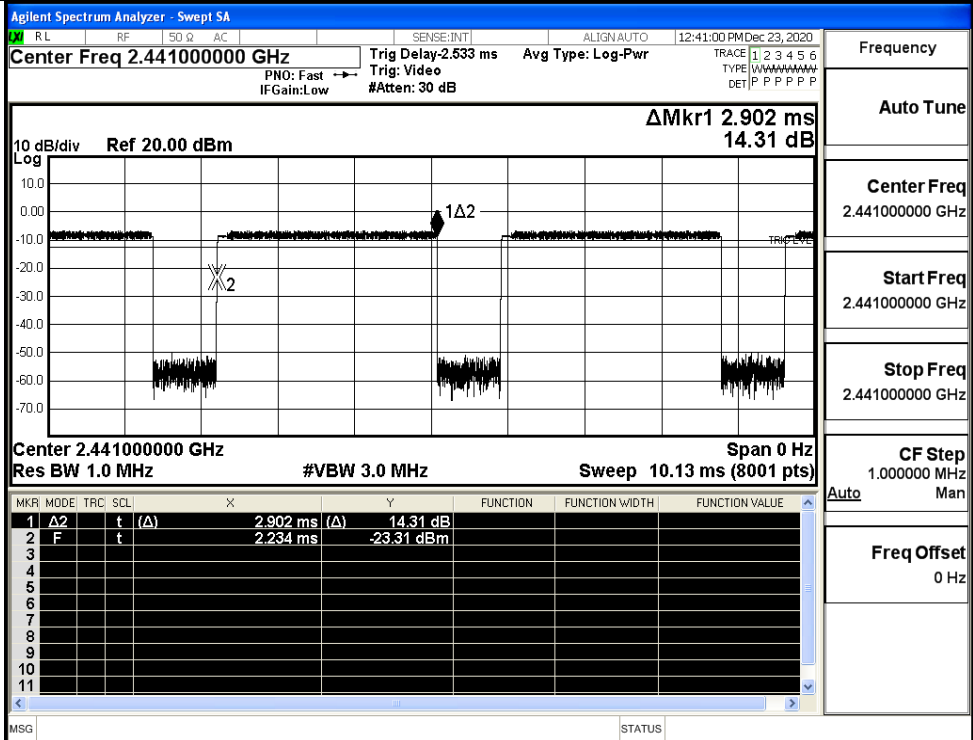
Auto Man

Freq Offset
0 Hz

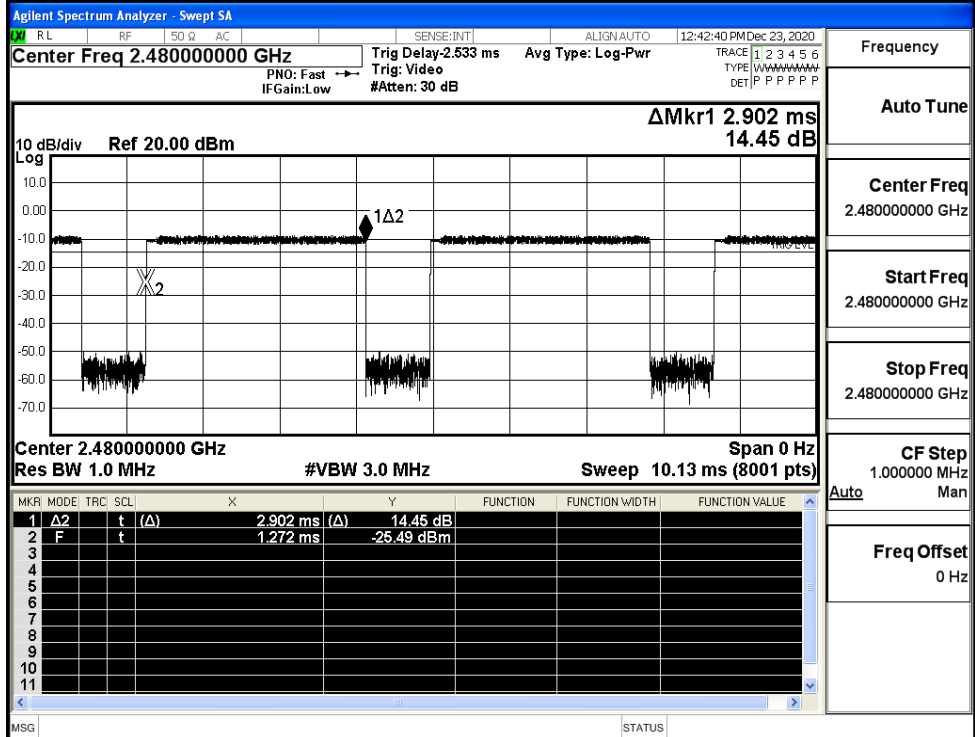
$\pi/4$ DQPSK
_2DH5/LCH



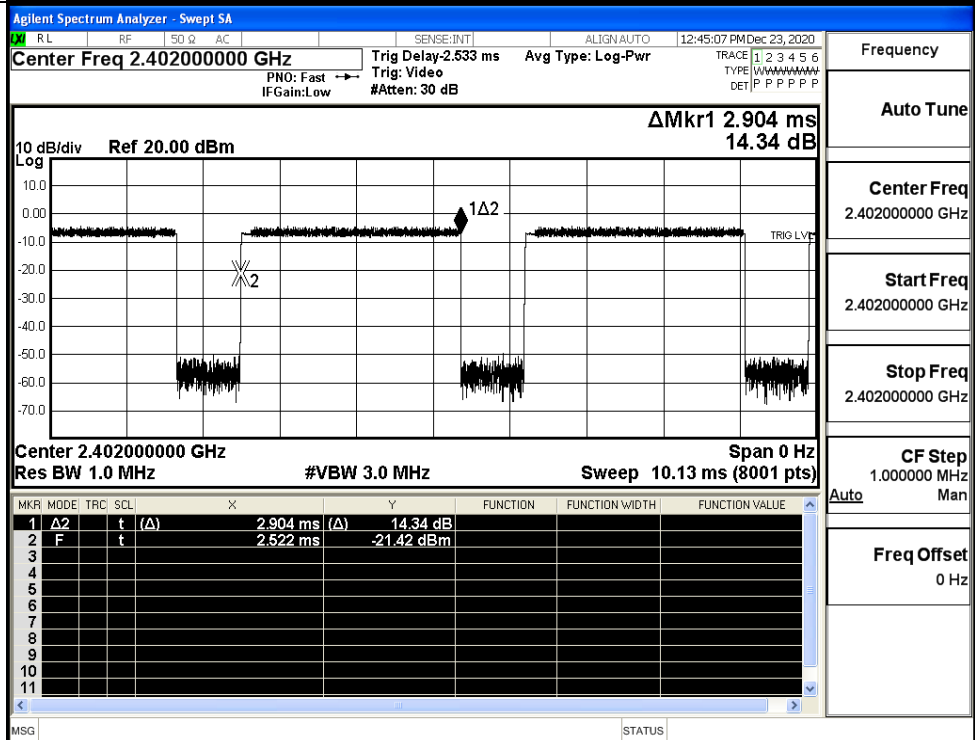
$\pi/4$ DQPSK
_2DH5/MCH



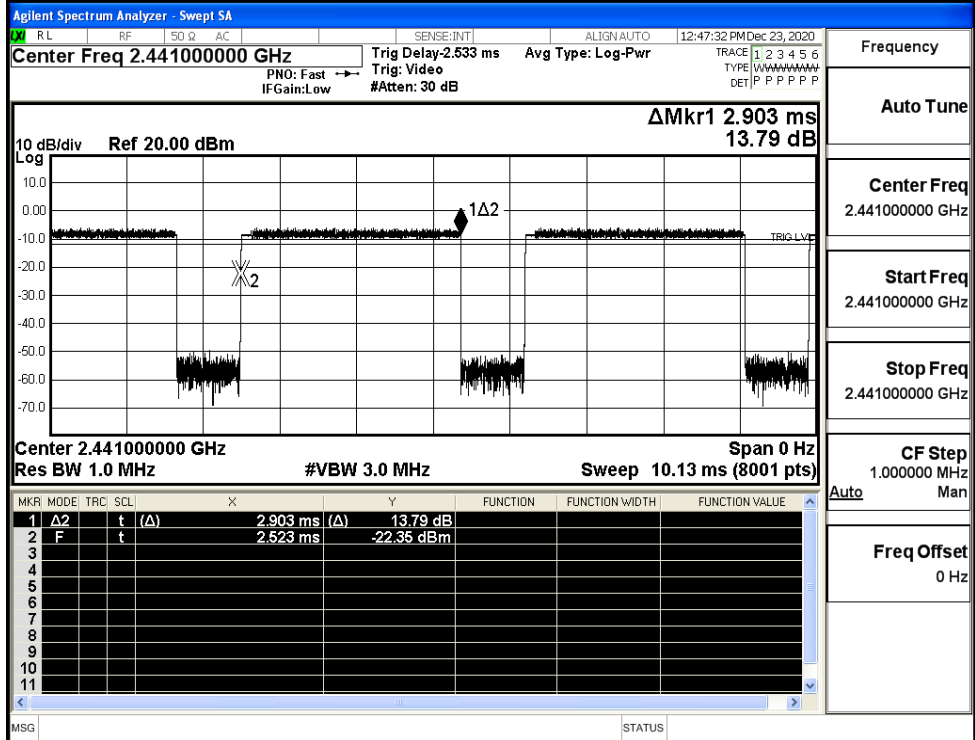
$\pi/4$ DQPSK
_2DH5/HCH



8DPSK_3DH5/LCH

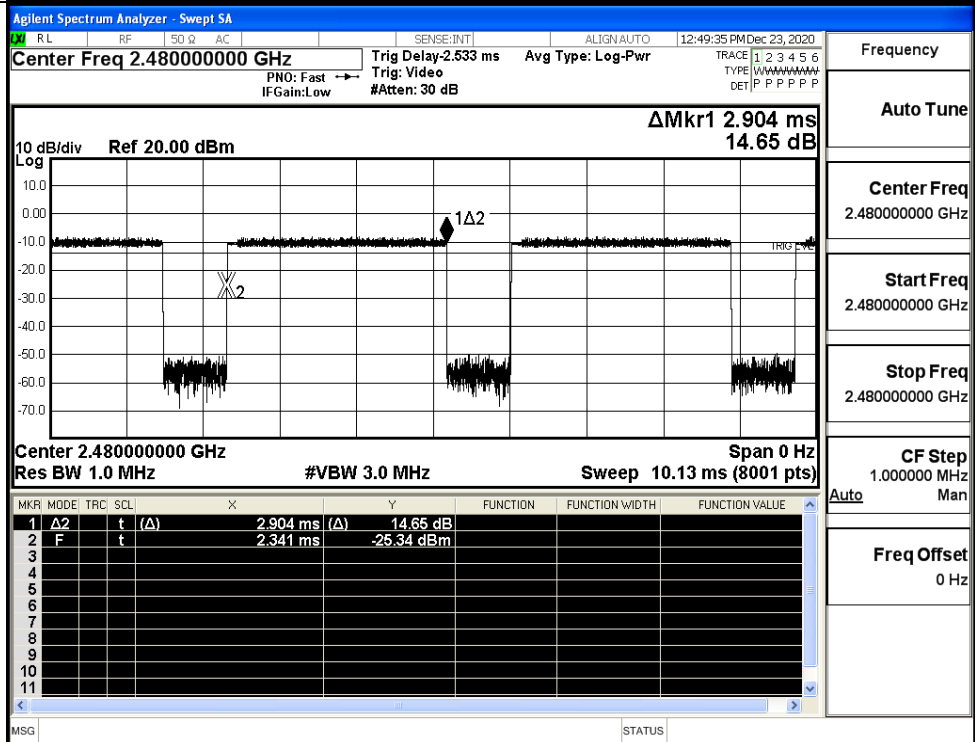


8DPSK_3DH5/MCH



Frequency
 Auto Tune
 Center Freq
 2.441000000 GHz
 Start Freq
 2.441000000 GHz
 Stop Freq
 2.441000000 GHz
 CF Step
 1.000000 MHz
 Freq Offset
 0 Hz

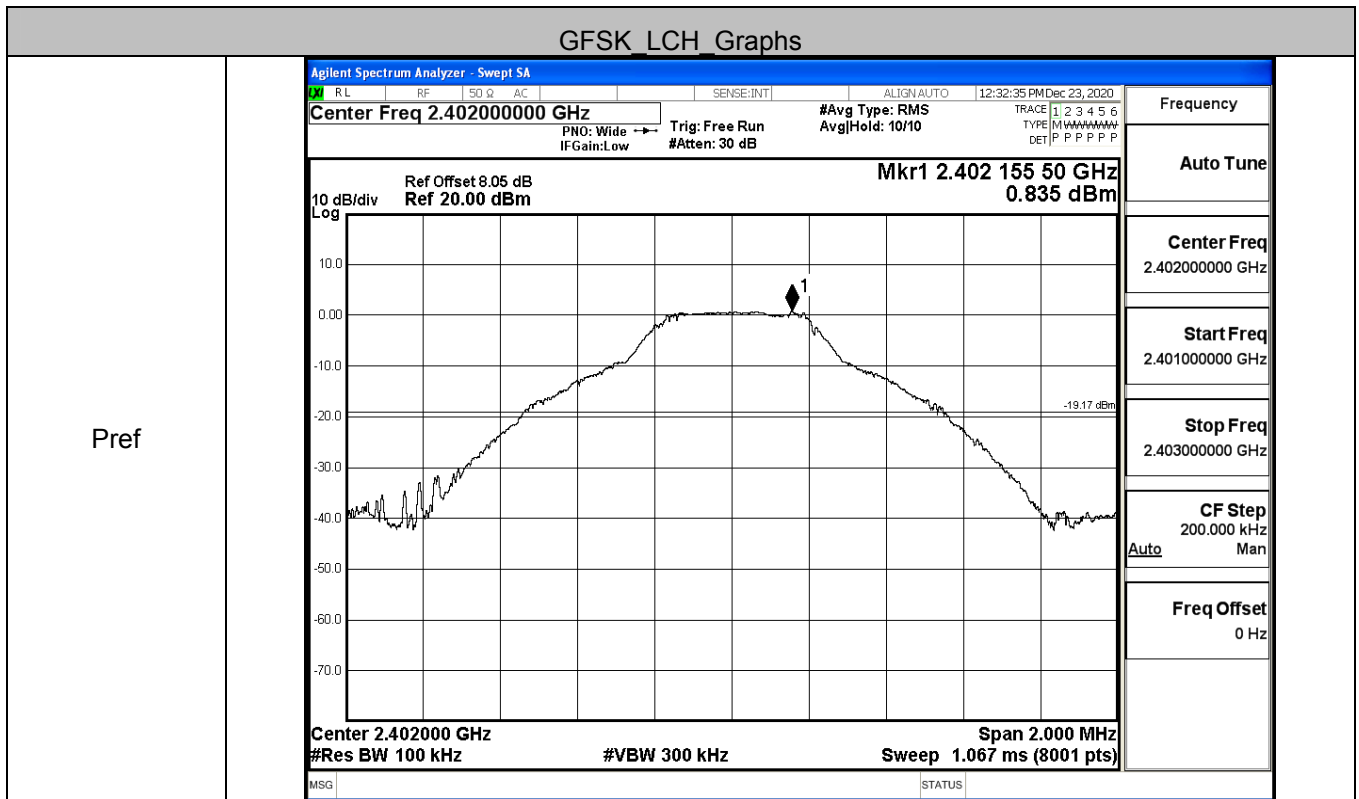
8DPSK_3DH5/HCH

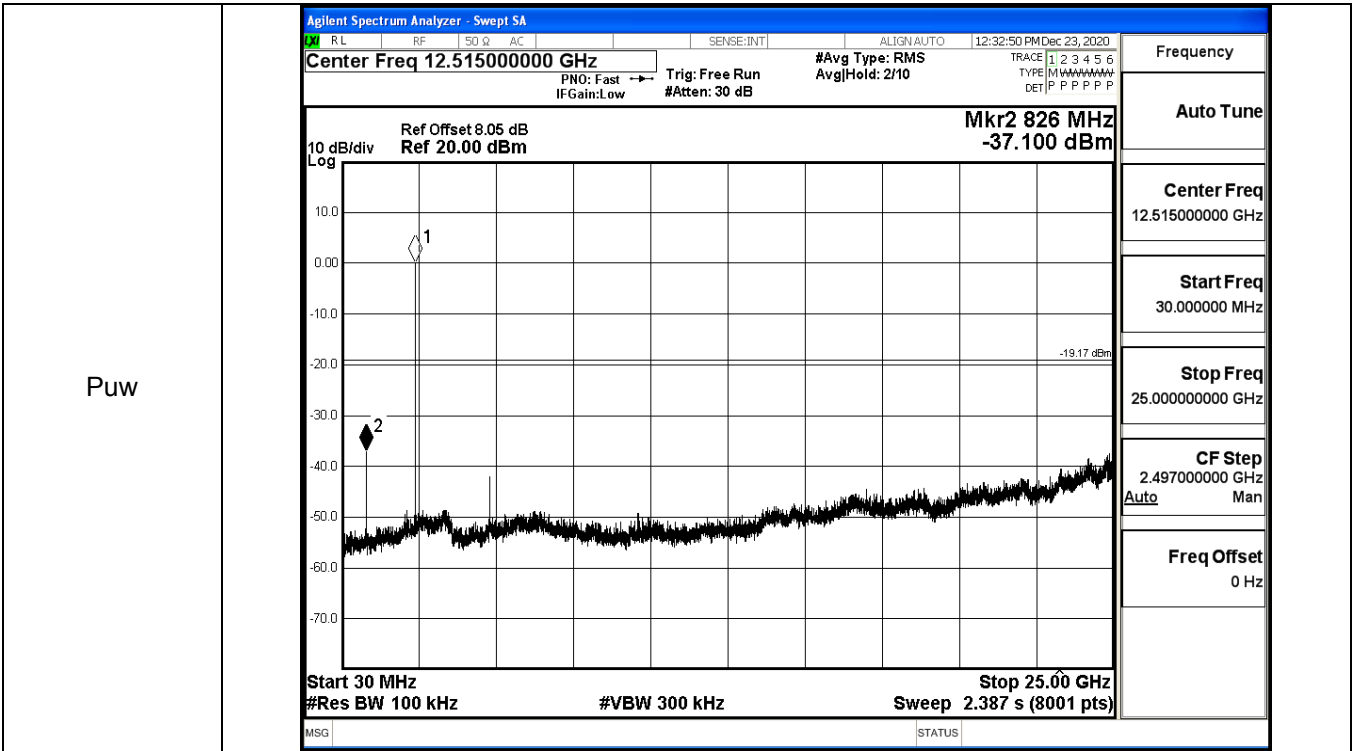


Frequency
 Auto Tune
 Center Freq
 2.480000000 GHz
 Start Freq
 2.480000000 GHz
 Stop Freq
 2.480000000 GHz
 CF Step
 1.000000 MHz
 Freq Offset
 0 Hz

A.6 RF Conducted Spurious Emissions

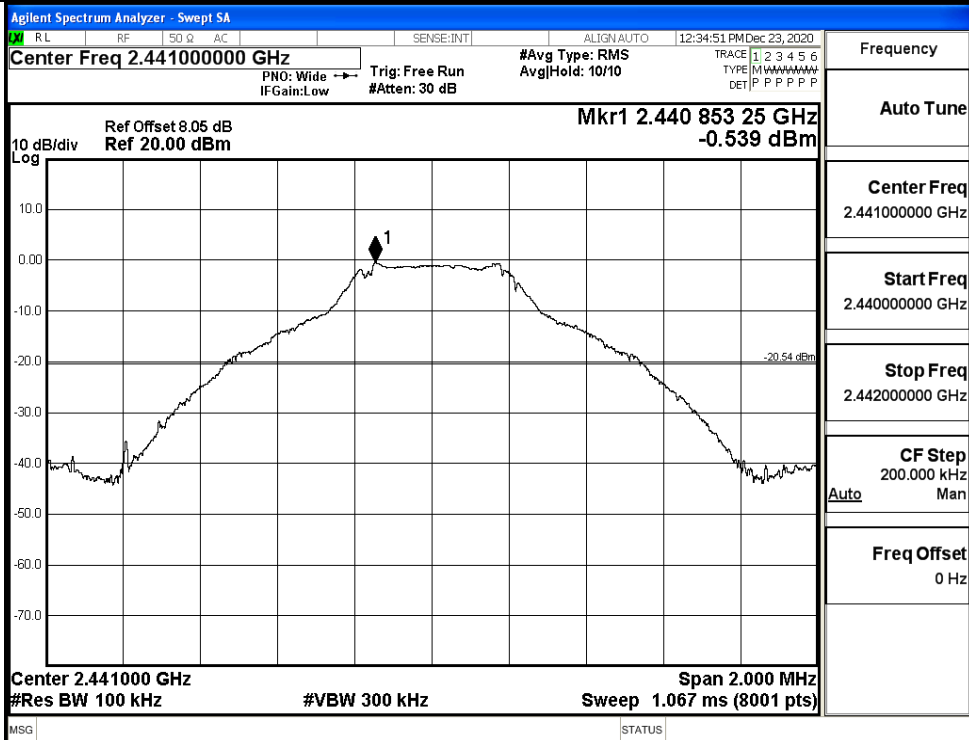
Mode	Channel	Pref [dBm]	Max. Level [dBm]	Limit [dBm]	Verdict
GFSK	LCH	0.835	-37.100	-19.165	PASS
	MCH	-0.539	-37.601	-20.539	PASS
	HCH	-2.831	-37.574	-22.831	PASS
π/4DQPSK	LCH	0.517	-37.737	-19.483	PASS
	MCH	-0.531	-38.118	-20.531	PASS
	HCH	-2.775	-37.644	-22.775	PASS
8DPSK	LCH	1.023	-36.507	-18.977	PASS
	MCH	-0.637	-37.871	-20.637	PASS
	HCH	-2.656	-38.432	-22.656	PASS





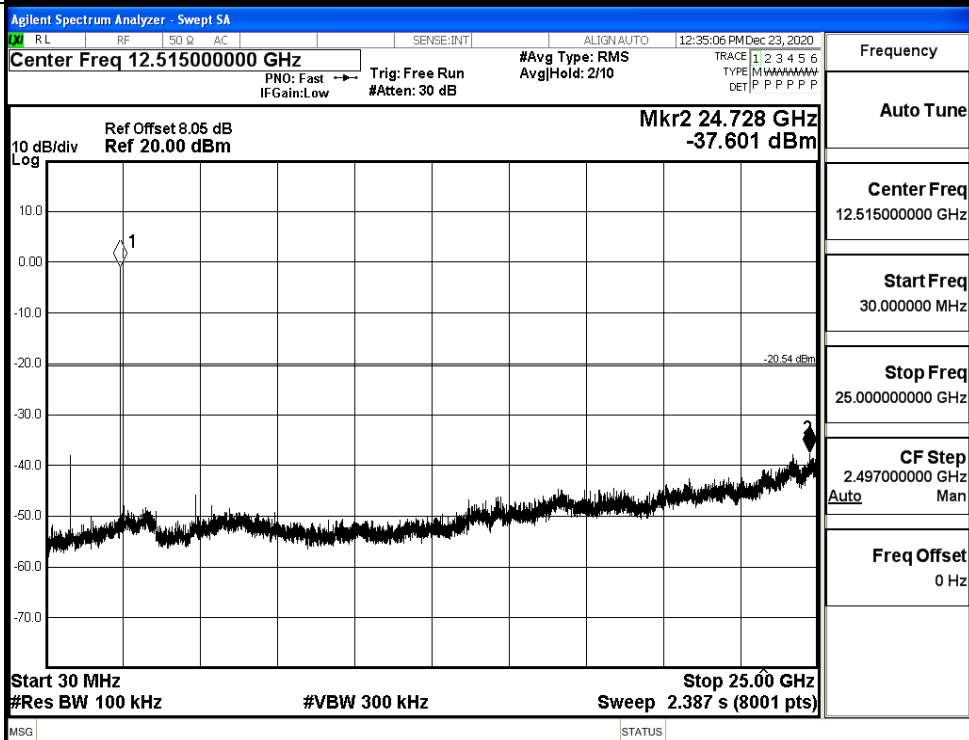
GFSK_MCH_Graphs

Pref



Frequency
Auto Tune
Center Freq 2.441000000 GHz
Start Freq 2.440000000 GHz
Stop Freq 2.442000000 GHz
CF Step 200.000 kHz Auto Man
Freq Offset 0 Hz

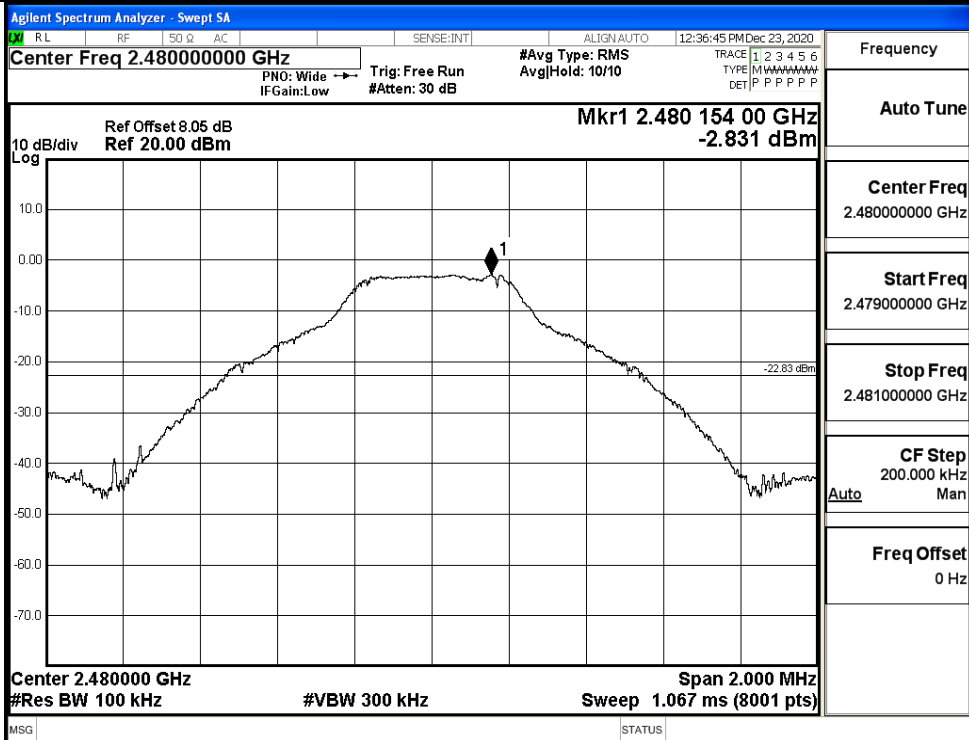
Puw



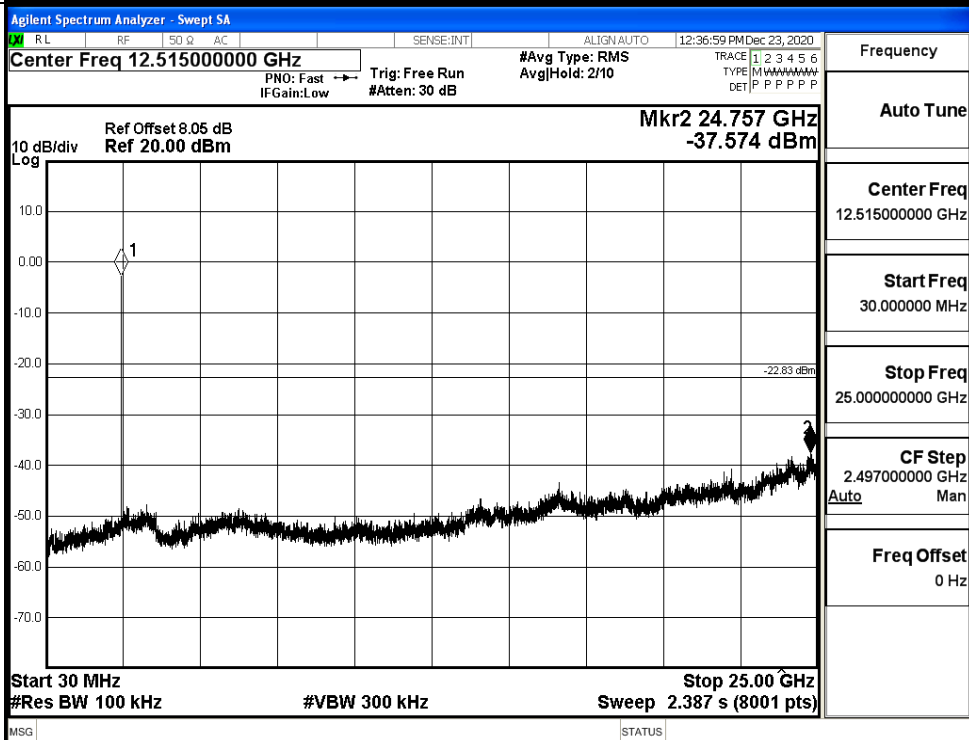
Frequency
Auto Tune
Center Freq 12.515000000 GHz
Start Freq 30.000000 MHz
Stop Freq 25.000000000 GHz
CF Step 2.497000000 GHz Auto Man
Freq Offset 0 Hz

GFSK HCH Graphs

Pref

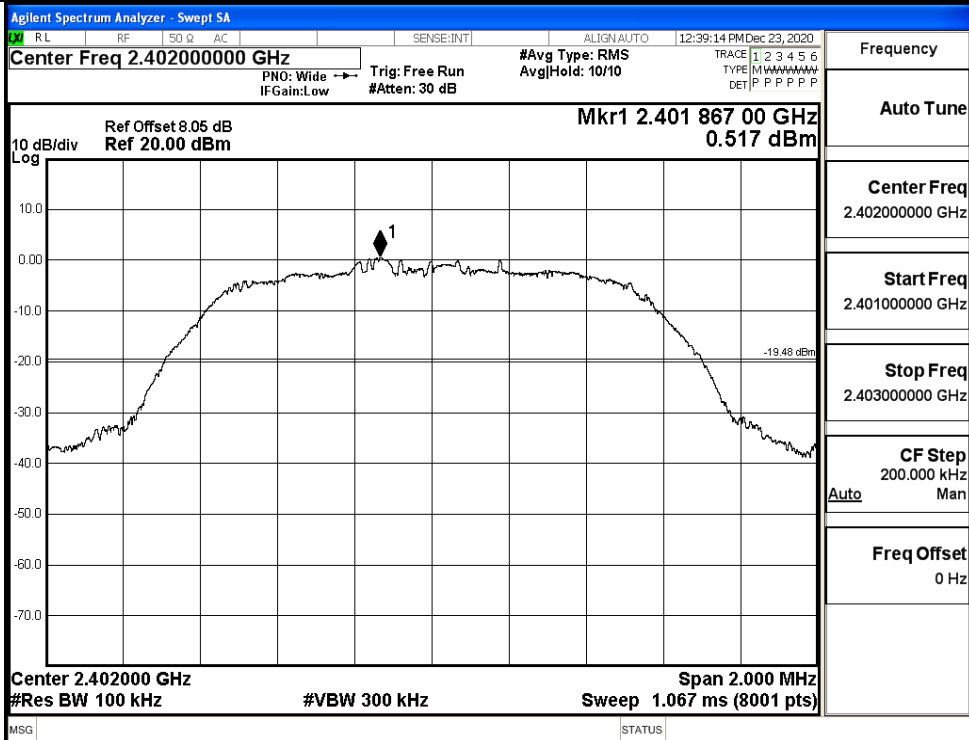


Puw

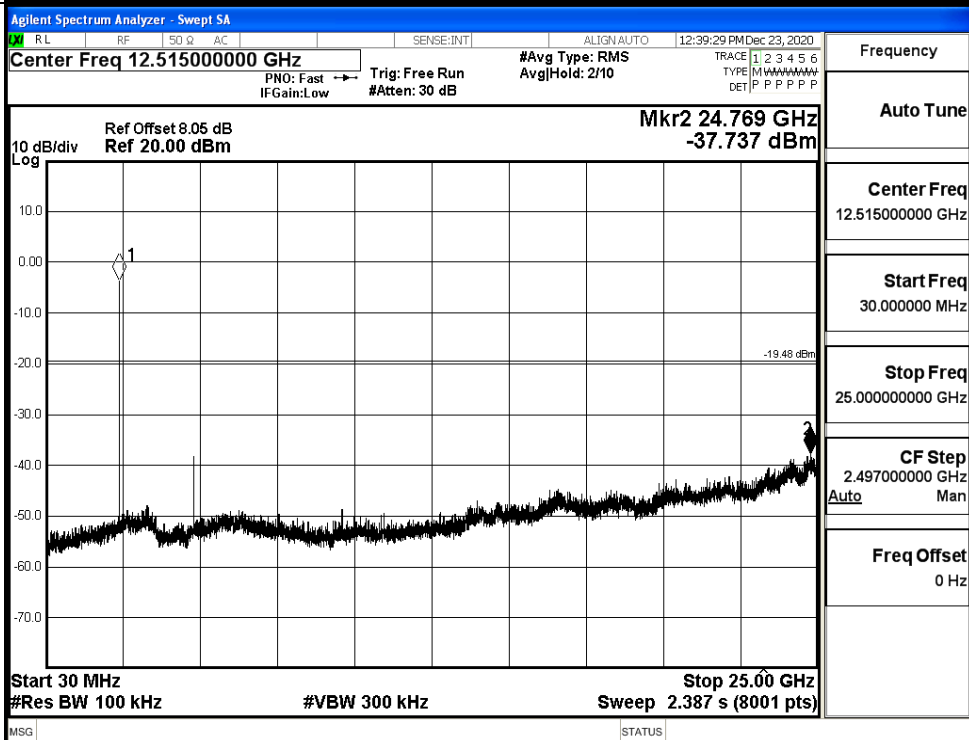


$\pi/4$ DQPSK LCH_Graphs

Pref

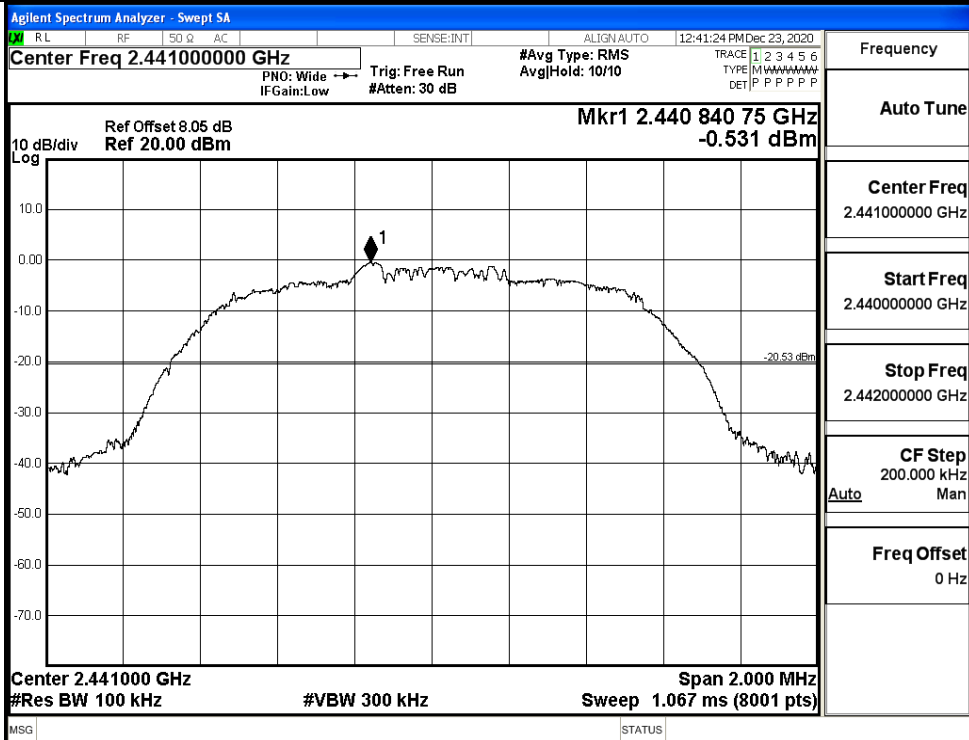


Puw

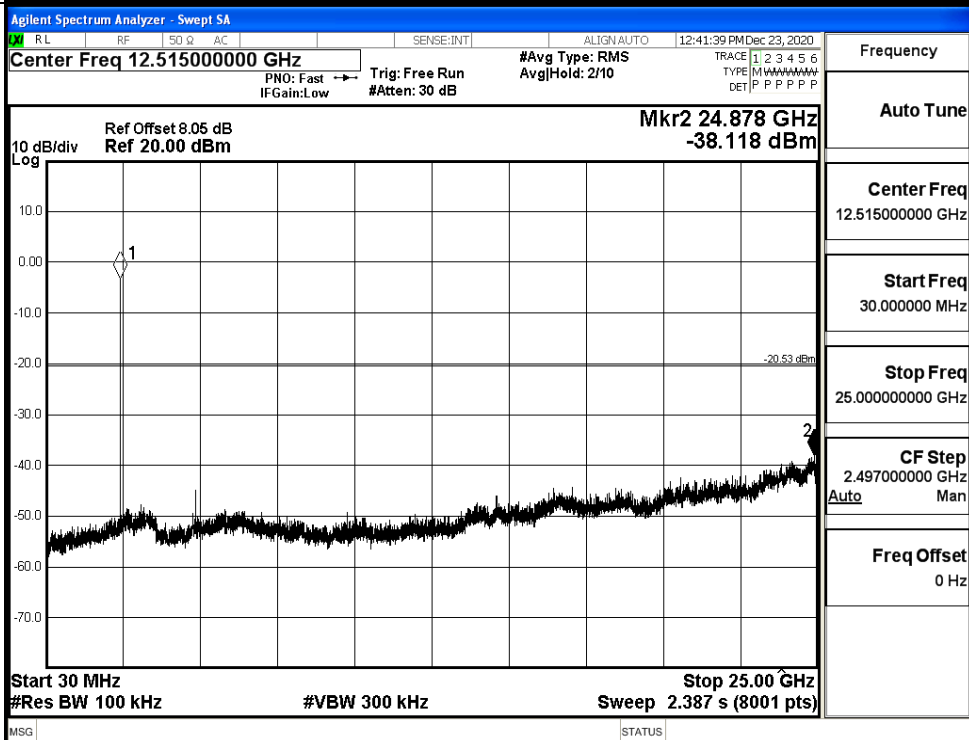


π/4DQPSK_MCH_Graphs

Pref

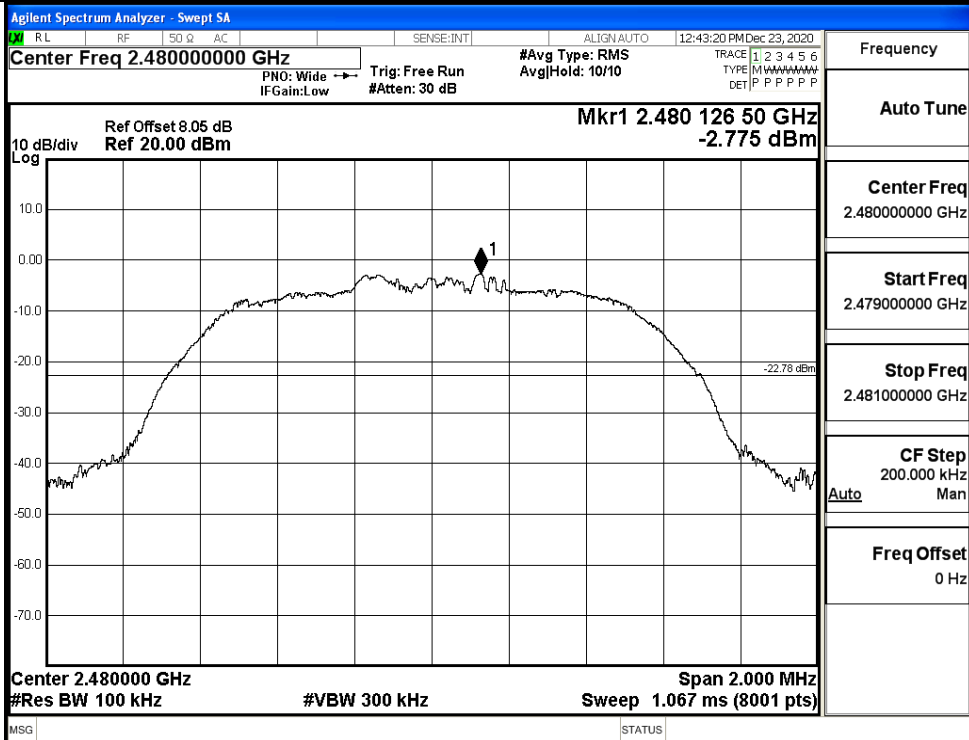


Puw

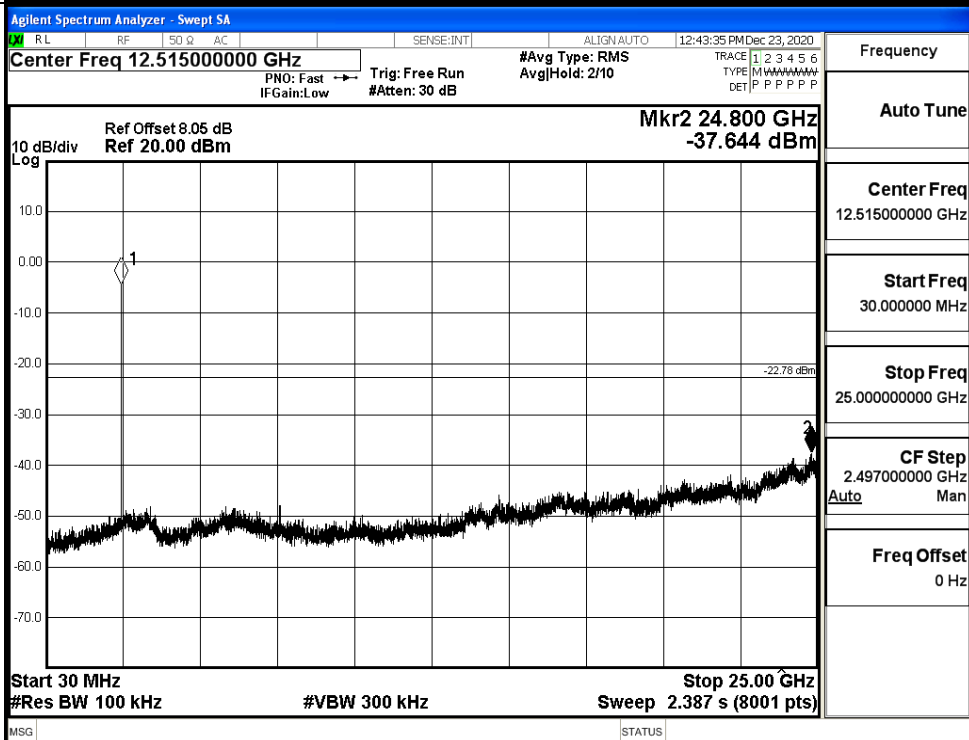


$\pi/4$ DQPSK HCH Graphs

Pref

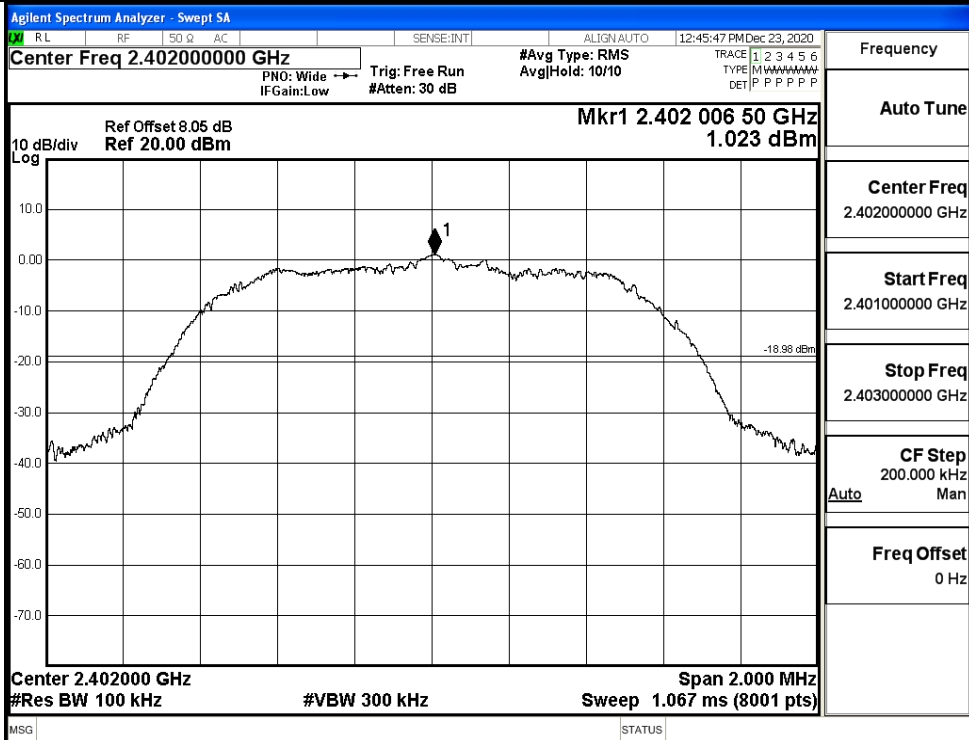


Puw

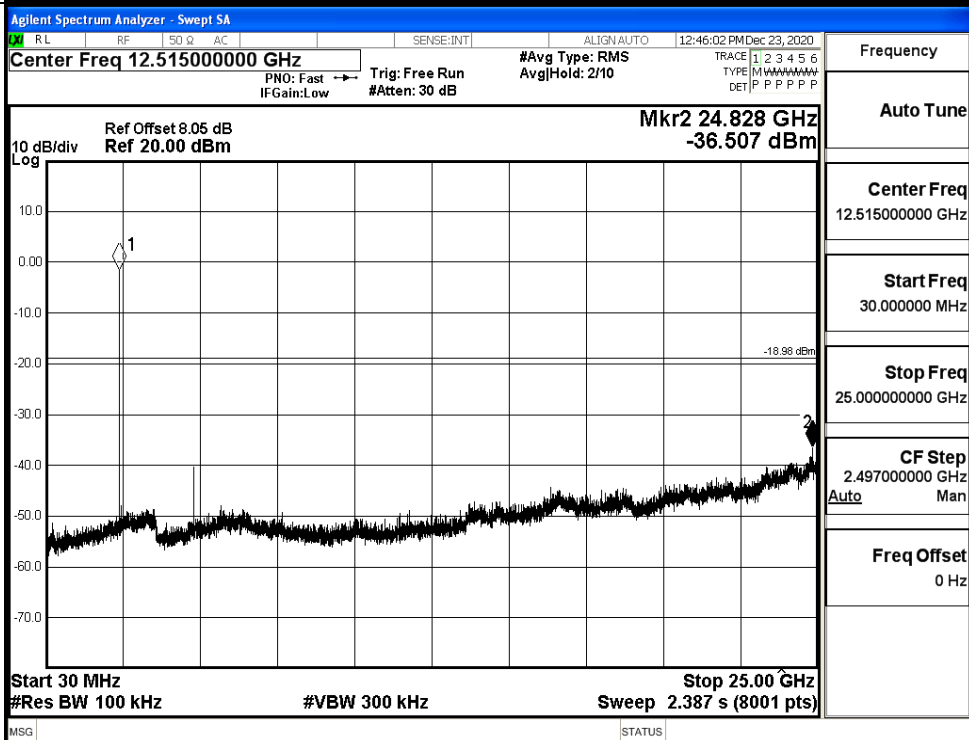


8DPSK LCH Graphs

Pref

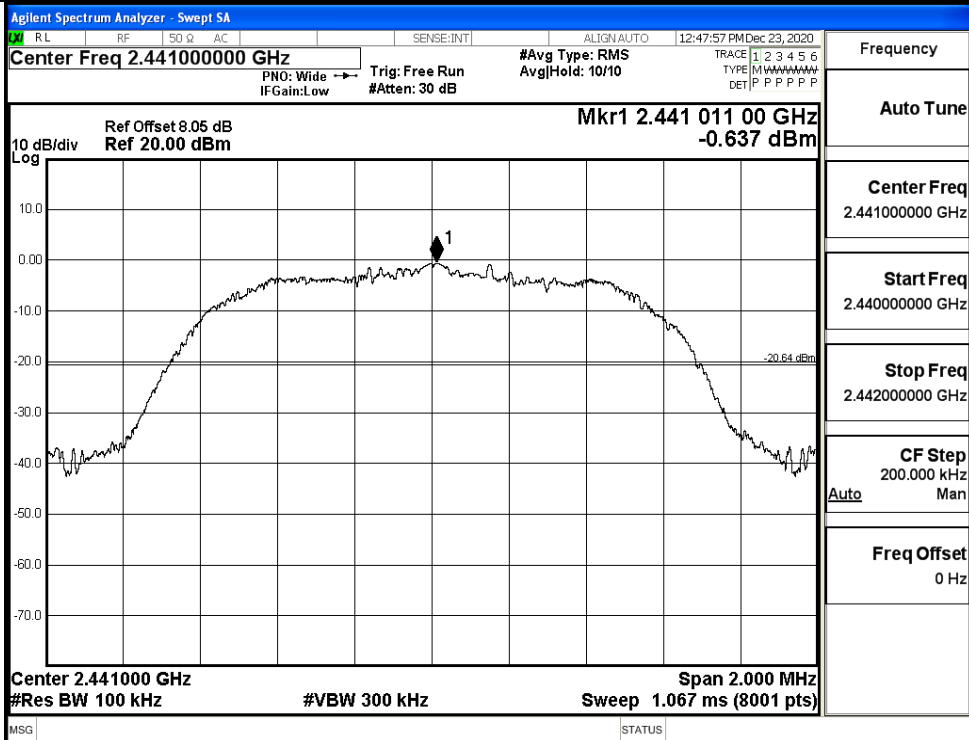


Puw

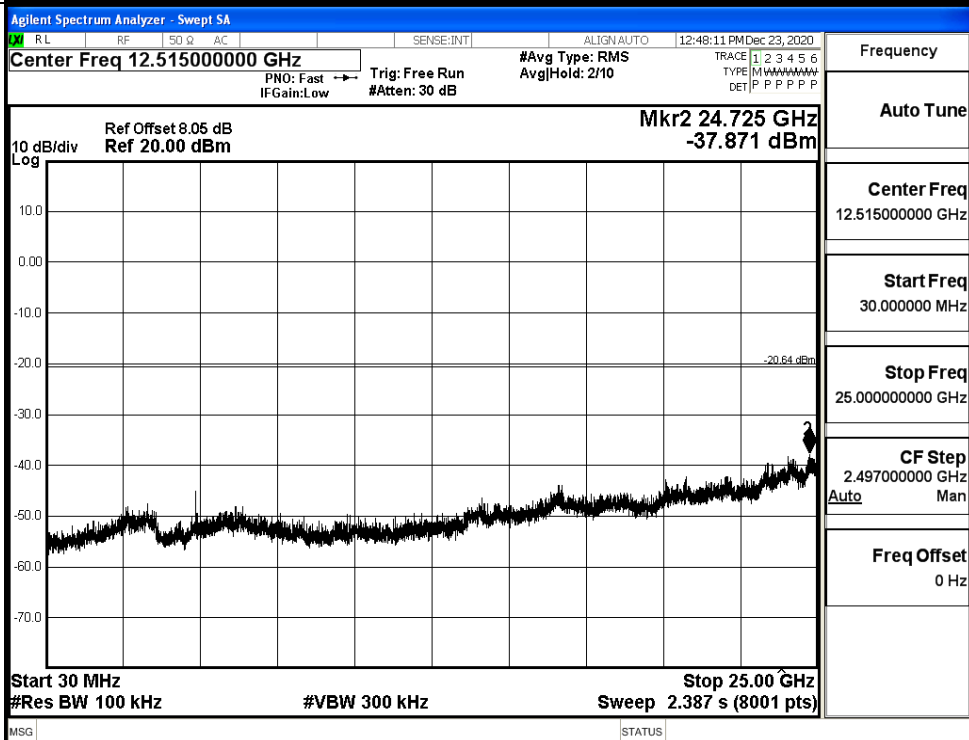


8DPSK MCH_Graphs

Pref

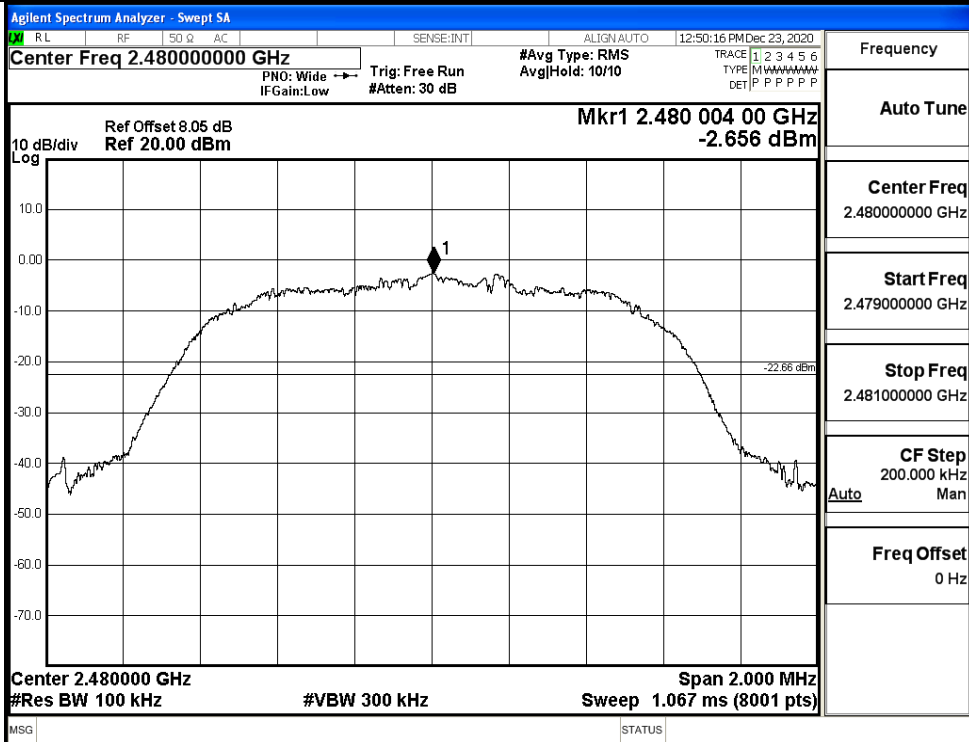


Puw

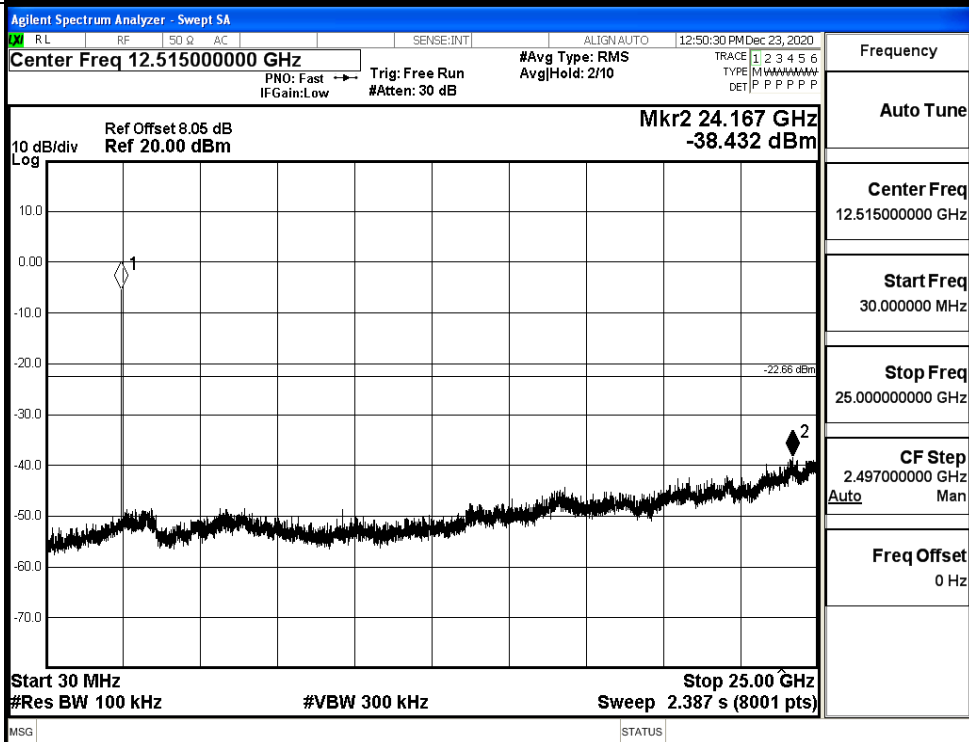


8DPSK HCH Graphs

Pref



Puw

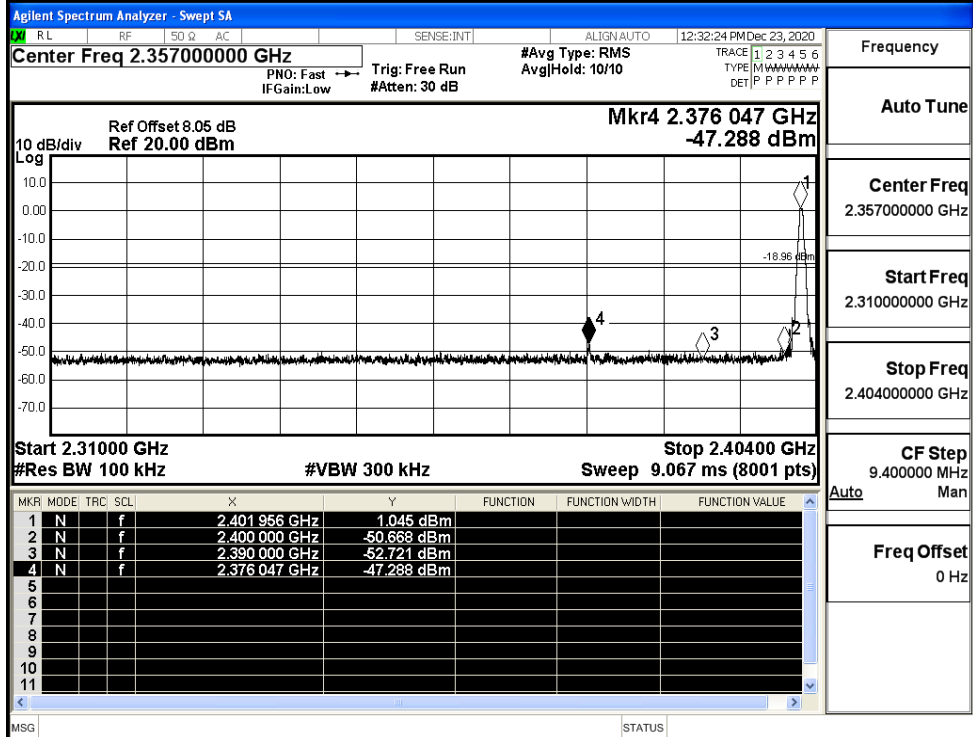


A.7 Band-edge for RF Conducted Emissions

Mode	Channel	Carrier Frequency [MHz]	Carrier Power [dBm]	Frequency Hopping	Max Spurious Level [dBm]	Limit [dBm]	Verdict
GFSK	LCH	2402	1.045	Off	-47.288	-18.96	PASS
			0.849	On	-47.901	-19.15	PASS
	HCH	2480	-2.652	Off	-48.976	-22.65	PASS
			-1.630	On	-48.559	-21.63	PASS
π /4DQPSK	LCH	2402	1.018	Off	-48.287	-18.98	PASS
			0.711	On	-46.702	-19.29	PASS
	HCH	2480	-2.567	Off	-48.627	-22.57	PASS
			-1.306	On	-48.665	-21.31	PASS
8DPSK	LCH	2402	0.091	Off	-46.819	-19.91	PASS
			0.612	On	-48.469	-19.39	PASS
	HCH	2480	-2.598	Off	-49.466	-22.6	PASS
			-1.427	On	-48.297	-21.43	PASS

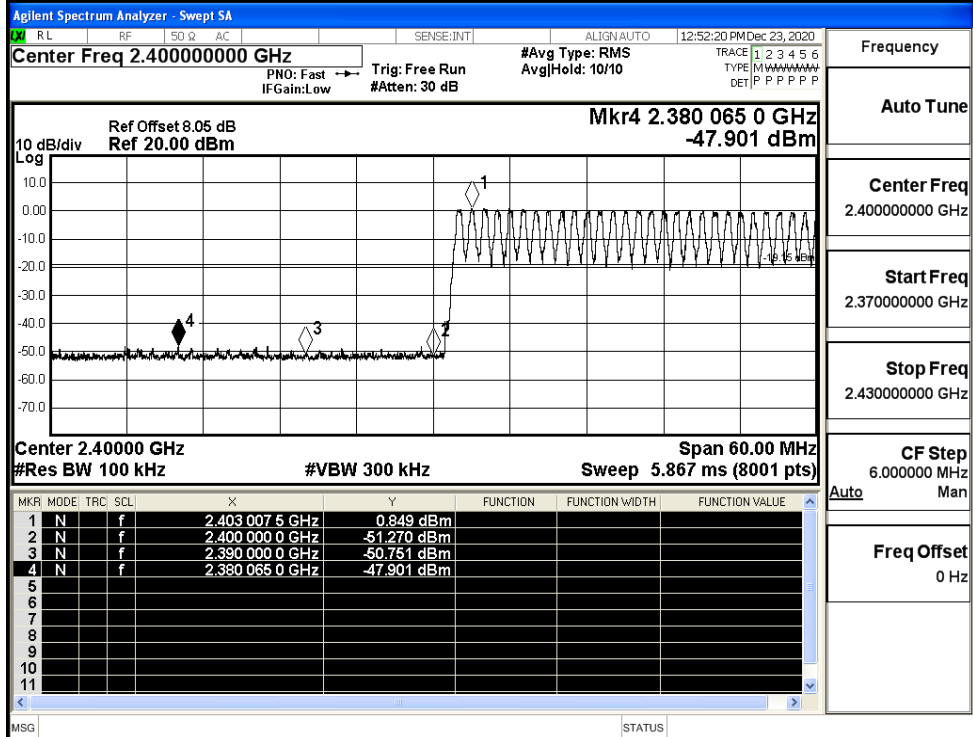
Test Graphs

GFSK/LCH/No Hop



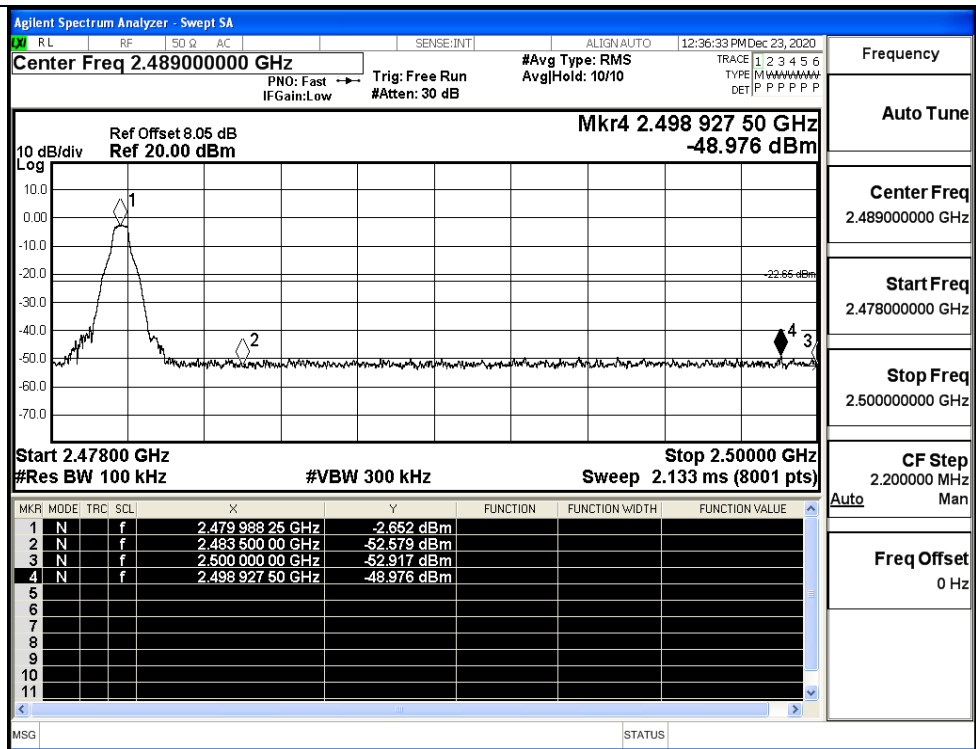
Frequency	Auto Tune
Center Freq	2.357000000 GHz
Start Freq	2.310000000 GHz
Stop Freq	2.404000000 GHz
CF Step	9.400000 MHz Auto Man
Freq Offset	0 Hz

GFSK/LCH/Hop

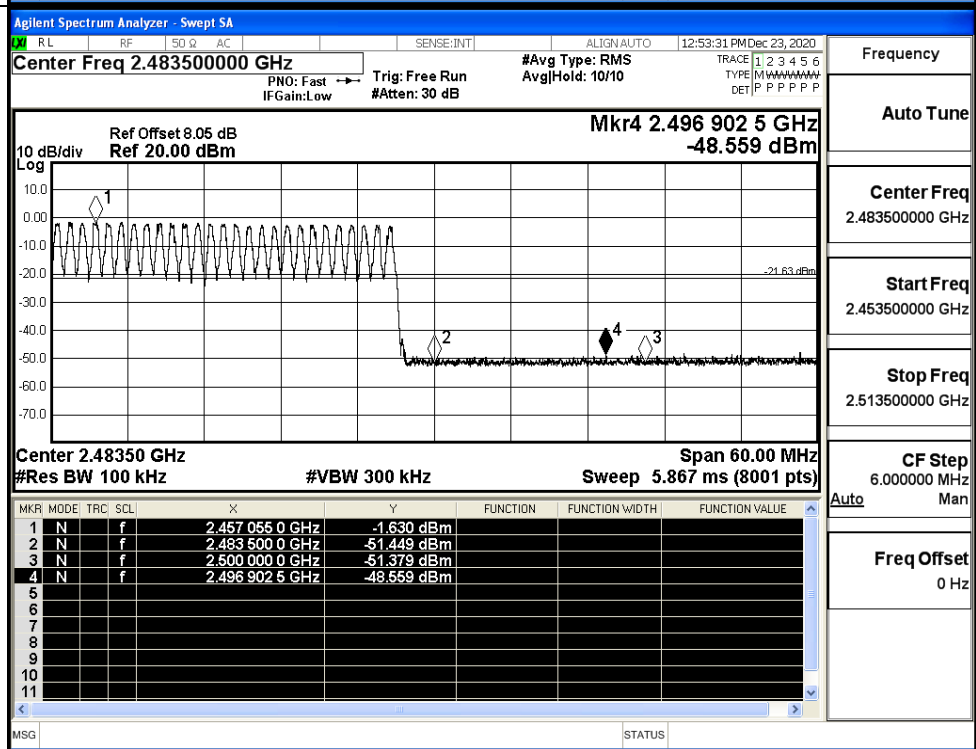


Frequency	Auto Tune
Center Freq	2.400000000 GHz
Start Freq	2.370000000 GHz
Stop Freq	2.430000000 GHz
CF Step	6.000000 MHz Auto Man
Freq Offset	0 Hz

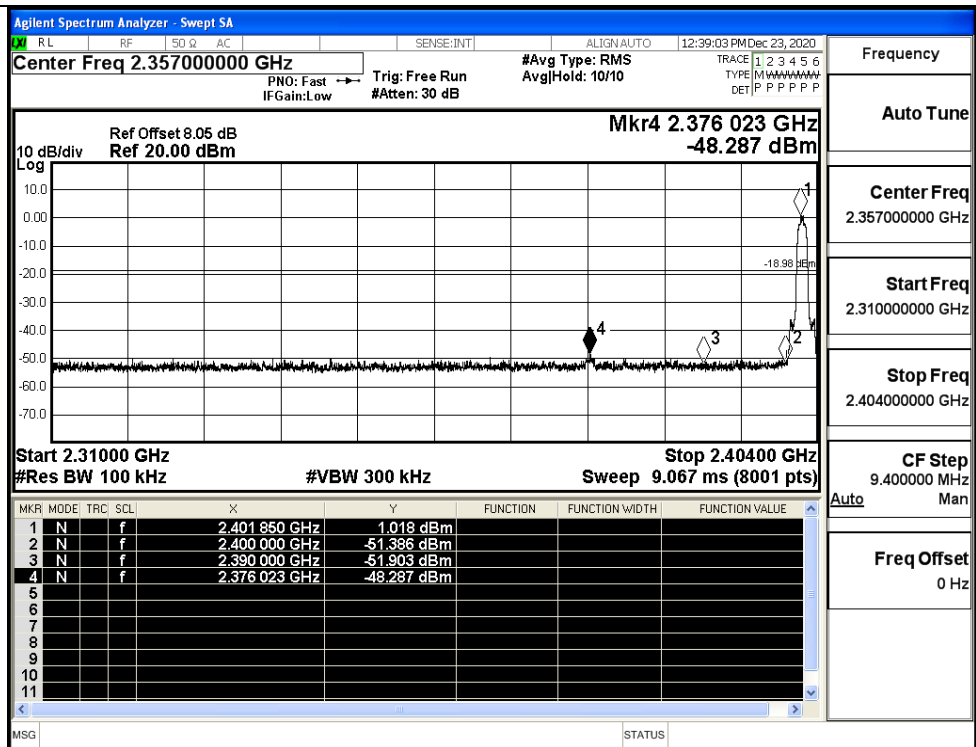
GFSK/HCH/No Hop



GFSK/HCH/Hop

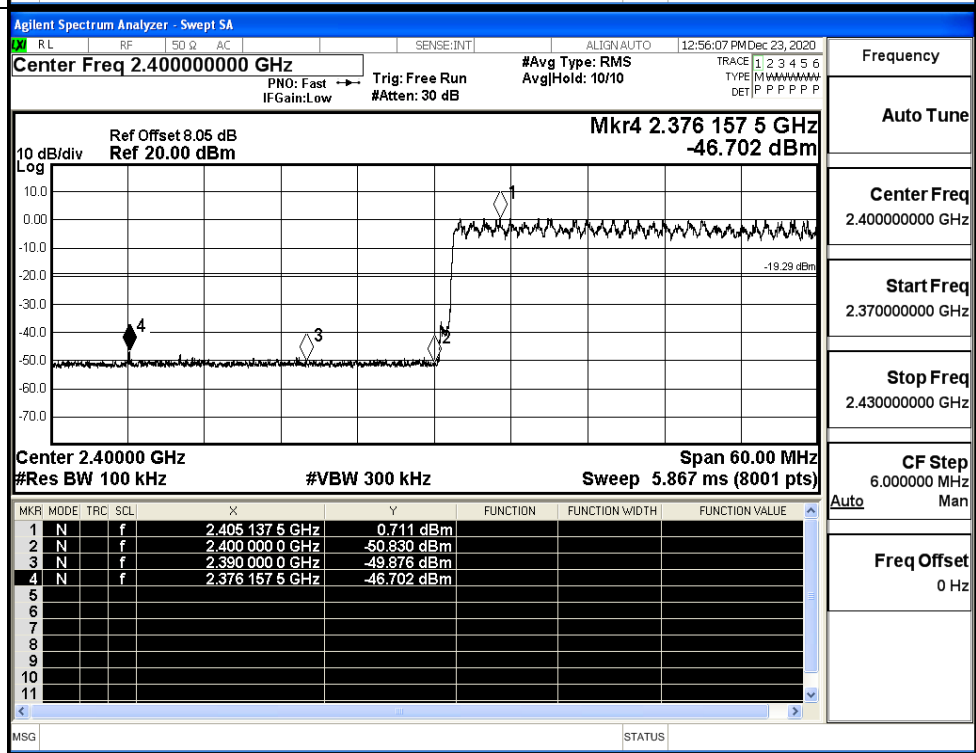


$\pi/4$ DQPSK/LCH/No
Hop



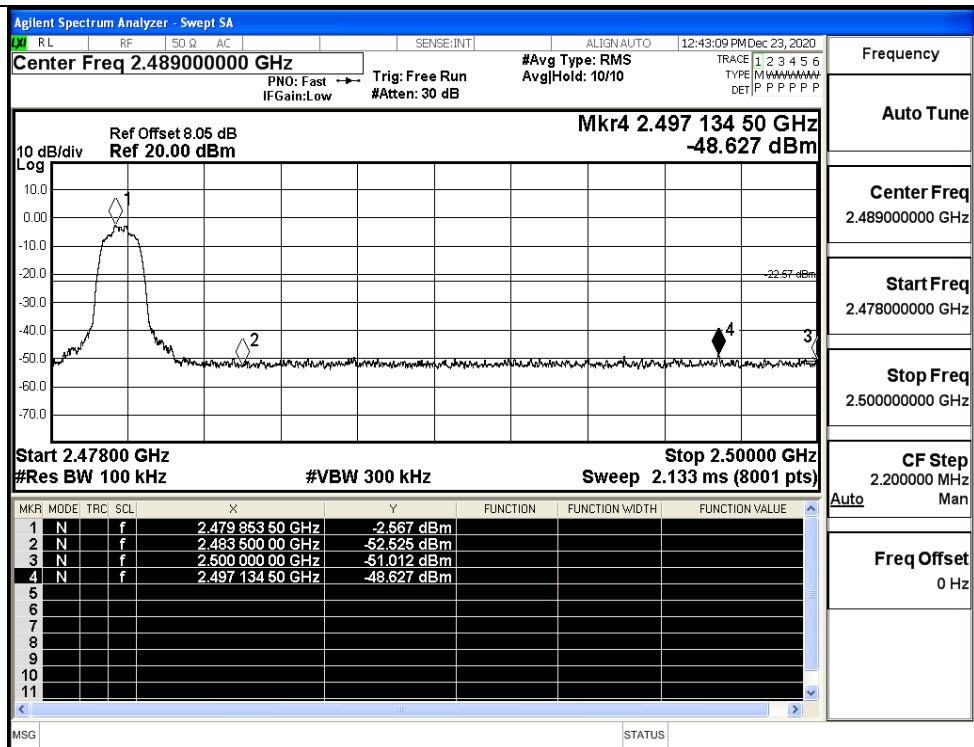
Frequency
Auto Tune
Center Freq 2.357000000 GHz
Start Freq 2.310000000 GHz
Stop Freq 2.404000000 GHz
CF Step 9.400000 MHz
Auto Man
Freq Offset 0 Hz

$\pi/4$ DQPSK/LCH/Hop

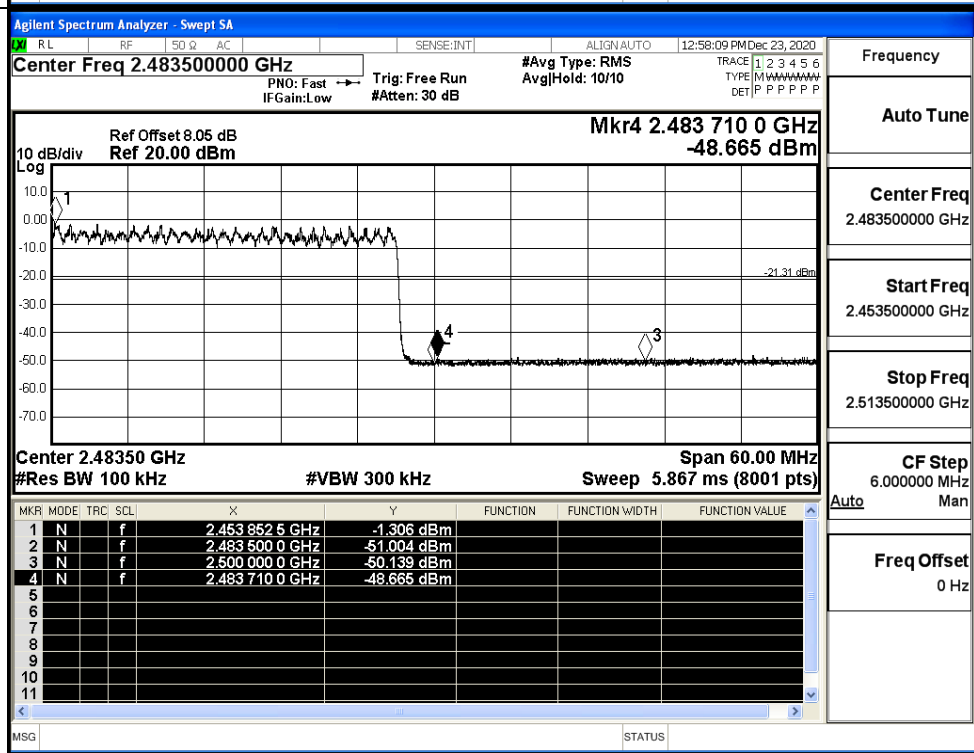


Frequency
Auto Tune
Center Freq 2.400000000 GHz
Start Freq 2.370000000 GHz
Stop Freq 2.430000000 GHz
CF Step 6.000000 MHz
Auto Man
Freq Offset 0 Hz

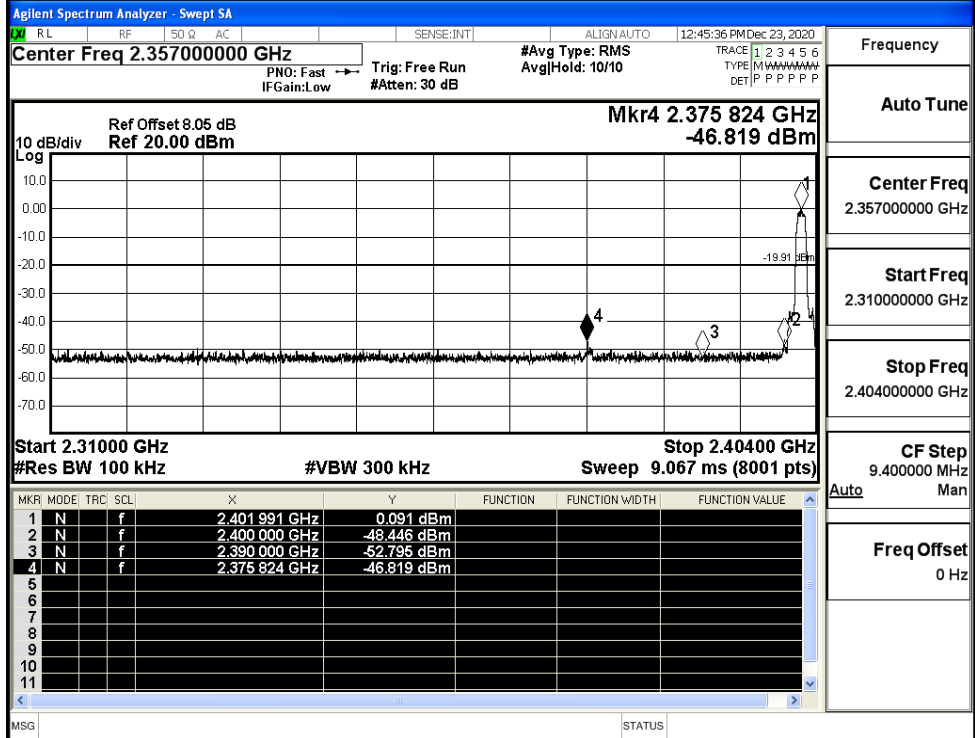
π /4DQPSK/HCH/No
Hop



π /4DQPSK/HCH/Hop

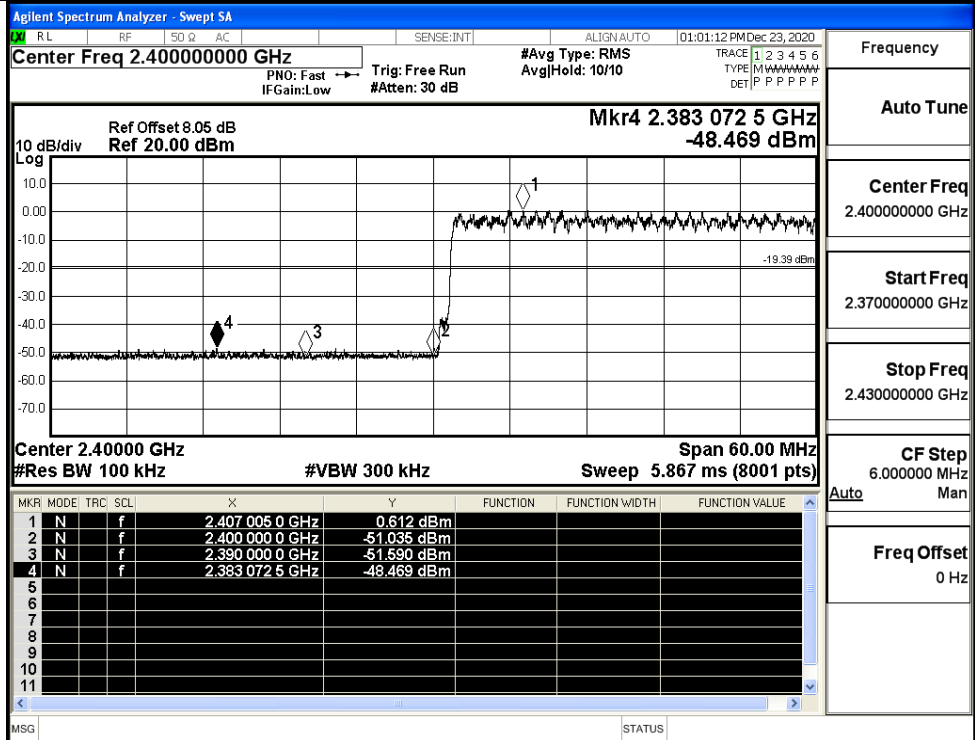


8DPSK/LCH/No Hop



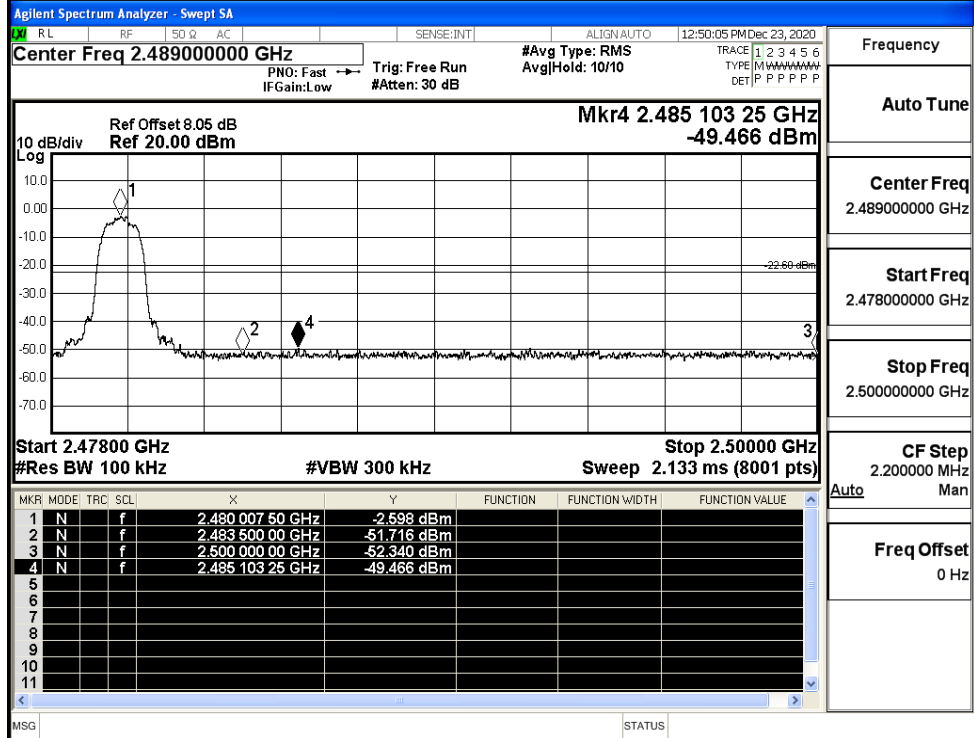
Frequency
Auto Tune
Center Freq
2.357000000 GHz
Start Freq
2.310000000 GHz
Stop Freq
2.404000000 GHz
CF Step
9.400000 MHz
Auto Man
Freq Offset
0 Hz

8DPSK/LCH/Hop



Frequency
Auto Tune
Center Freq
2.400000000 GHz
Start Freq
2.370000000 GHz
Stop Freq
2.430000000 GHz
CF Step
6.000000 MHz
Auto Man
Freq Offset
0 Hz

8DPSK/HCH/No Hop



Frequency

Auto Tune

Center Freq
2.489000000 GHz

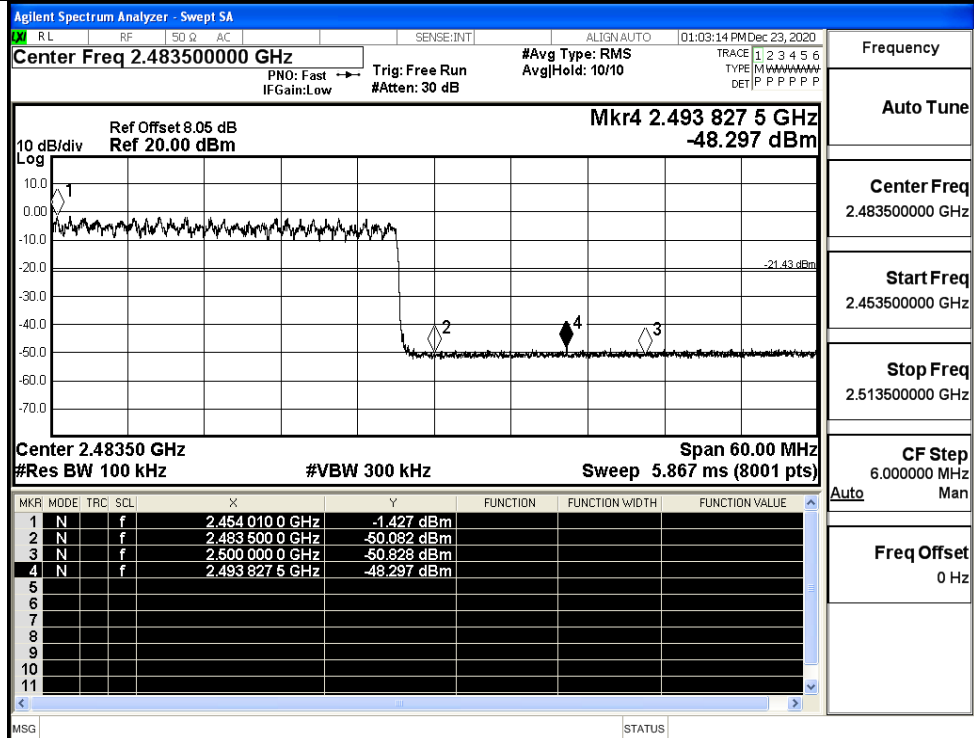
Start Freq
2.478000000 GHz

Stop Freq
2.500000000 GHz

CF Step
2.200000 MHz

Freq Offset
0 Hz

8DPSK/HCH/Hop



Frequency

Auto Tune

Center Freq
2.483500000 GHz

Start Freq
2.453500000 GHz

Stop Freq
2.513500000 GHz

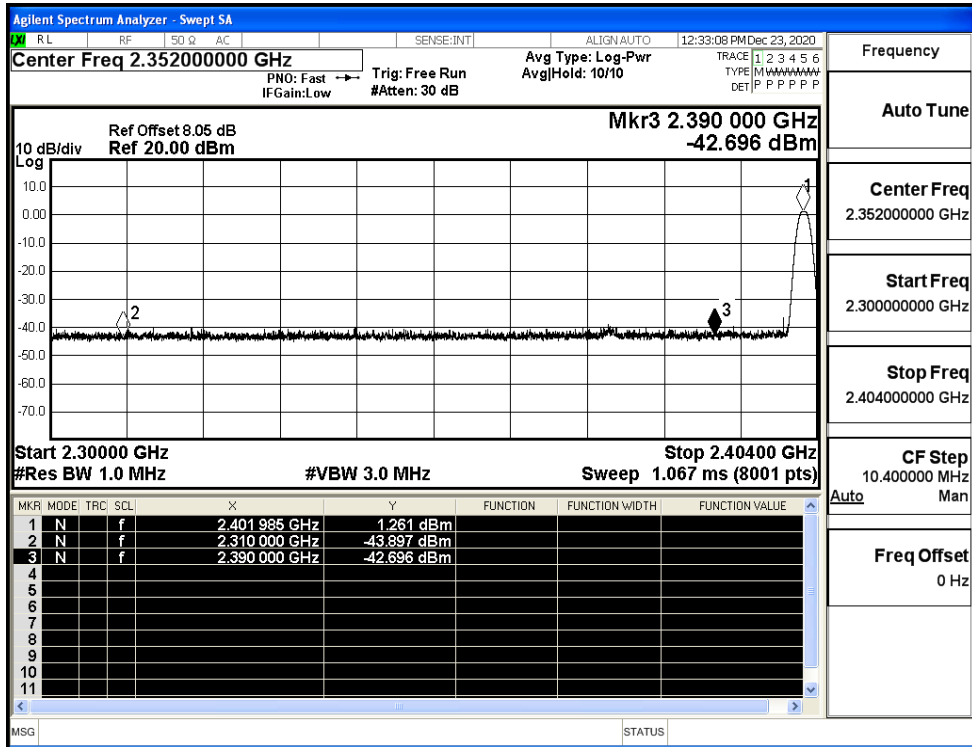
CF Step
6.000000 MHz

Freq Offset
0 Hz

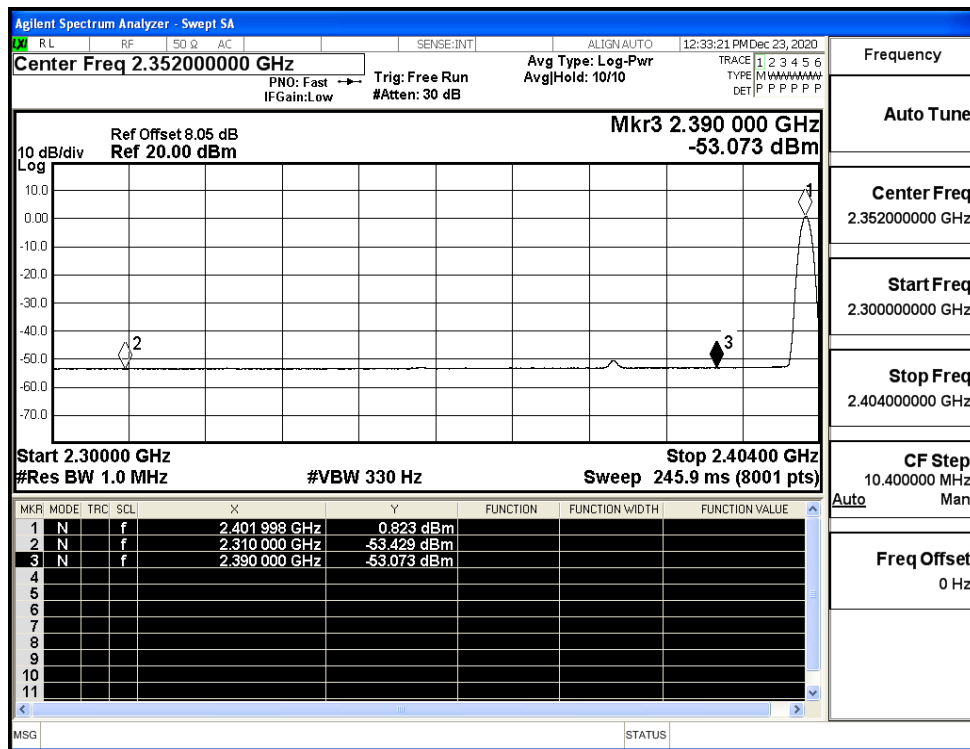
A.8 Restrict-band band-edge measurements

Test Mode	Hopping	Freq.	Power [dBm]	Gain	Ground Factor	E [dBuV/m]	Detector	Limit [dBuV/m]	Verdict
GFSK	Off	2310.0	-43.90	2.0	0	51.36	PEAK	74	PASS
	Off	2310.0	-53.43	2.0	0	41.83	AV	54	PASS
	Off	2390.0	-42.70	2.0	0	52.56	PEAK	74	PASS
	Off	2390.0	-53.07	2.0	0	42.18	AV	54	PASS
	Off	2483.5	-40.64	2.0	0	54.62	PEAK	74	PASS
	Off	2483.5	-52.43	2.0	0	42.83	AV	54	PASS
	Off	2500.0	-41.16	2.0	0	54.10	PEAK	74	PASS
	Off	2500.0	-52.33	2.0	0	42.93	AV	54	PASS
$\pi/4$ DQPSK	Off	2310.0	-41.33	2.0	0	53.93	PEAK	74	PASS
	Off	2310.0	-53.36	2.0	0	41.90	AV	54	PASS
	Off	2390.0	-43.20	2.0	0	52.05	PEAK	74	PASS
	Off	2390.0	-53.11	2.0	0	42.14	AV	54	PASS
	Off	2483.5	-42.94	2.0	0	52.32	PEAK	74	PASS
	Off	2483.5	-52.54	2.0	0	42.72	AV	54	PASS
	Off	2500.0	-42.56	2.0	0	52.70	PEAK	74	PASS
	Off	2500.0	-52.34	2.0	0	42.92	AV	54	PASS
8DPSK	Off	2310.0	-41.96	2.0	0	53.30	PEAK	74	PASS
	Off	2310.0	-53.42	2.0	0	41.84	AV	54	PASS
	Off	2390.0	-43.34	2.0	0	51.92	PEAK	74	PASS
	Off	2390.0	-52.98	2.0	0	42.28	AV	54	PASS
	Off	2483.5	-42.65	2.0	0	52.61	PEAK	74	PASS
	Off	2483.5	-52.55	2.0	0	42.71	AV	54	PASS
	Off	2500.0	-42.62	2.0	0	52.64	PEAK	74	PASS
	Off	2500.0	-52.40	2.0	0	42.86	AV	54	PASS

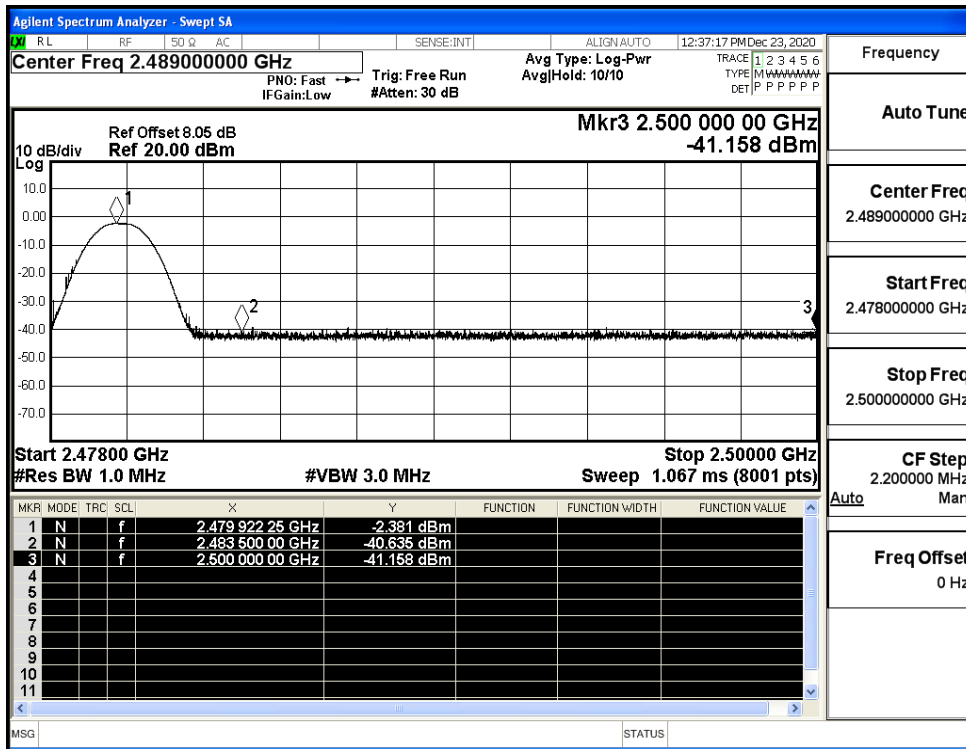
Restrict-band band-edge measurements_Hopping Off_GFSK_PEAK (Low Channel)



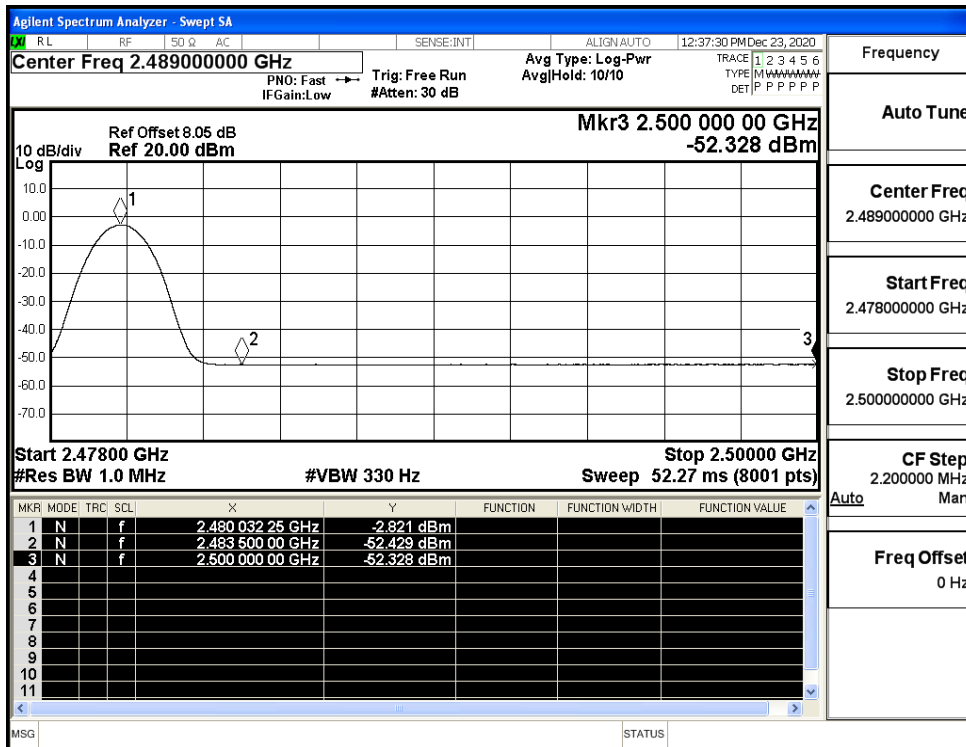
Restrict-band band-edge measurements_Hopping Off_GFSK_Average (Low Channel)



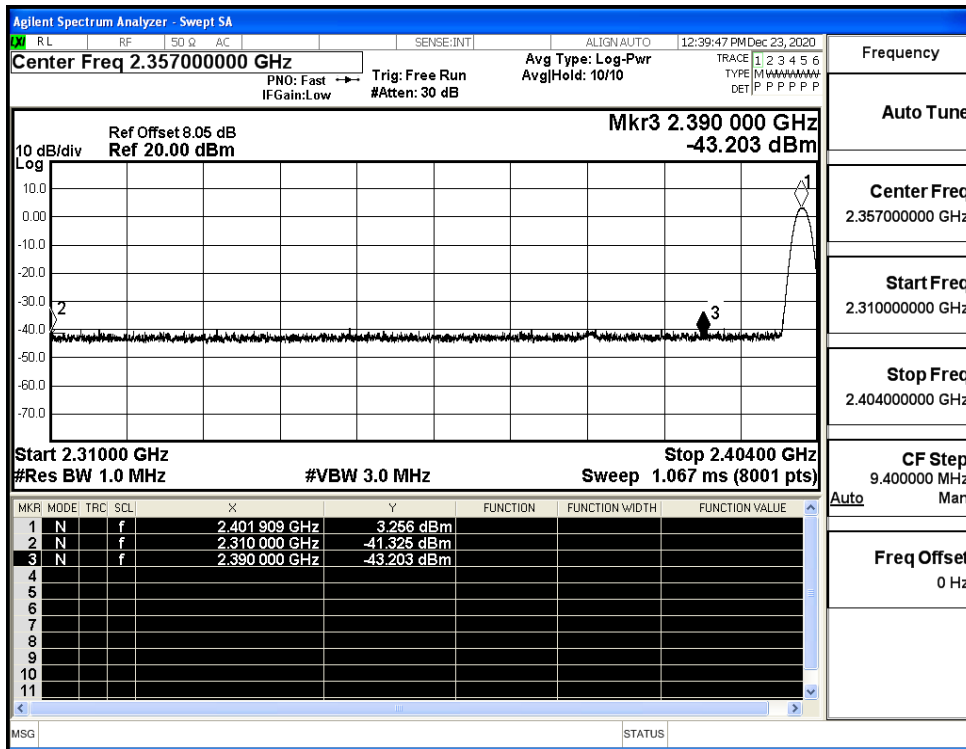
Restrict-band band-edge measurements_Hopping Off_GFSK_PEAK (High Channel)



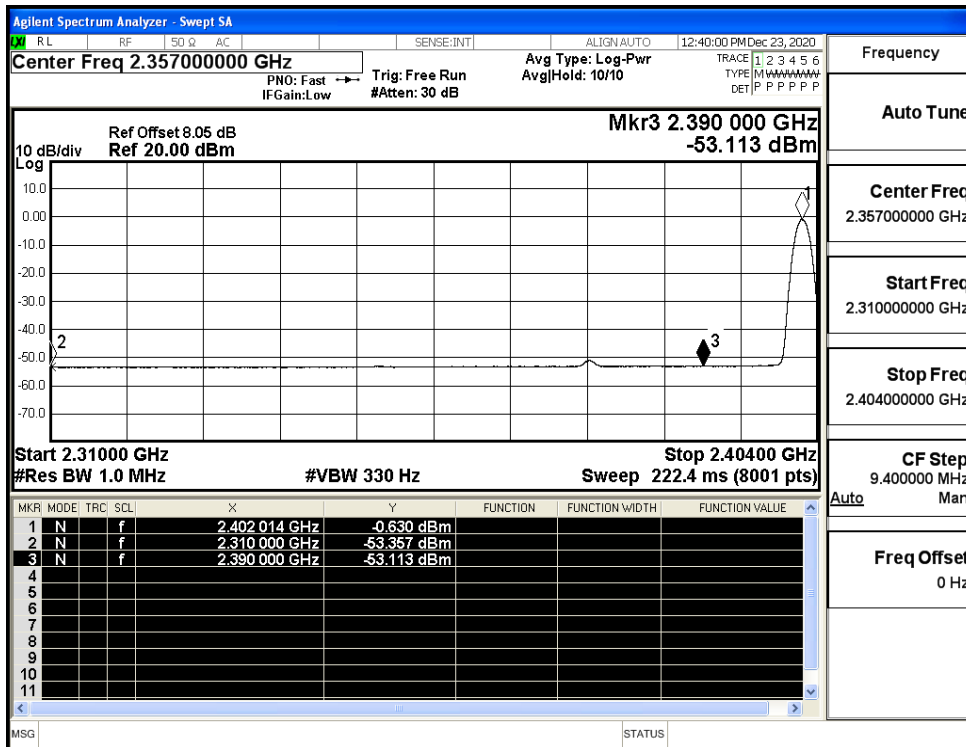
Restrict-band band-edge measurements_Hopping Off_GFSK_Average (High Channel)



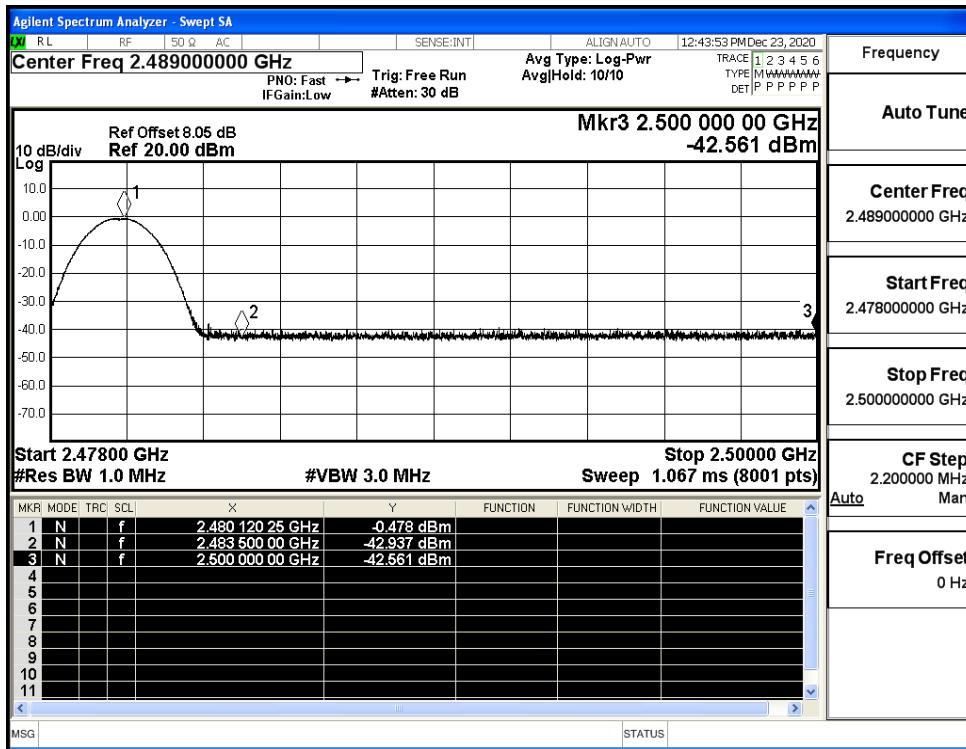
Restrict-band band-edge measurements_Hopping Off_π/4-DQPSK_PEAK (Low Channel)



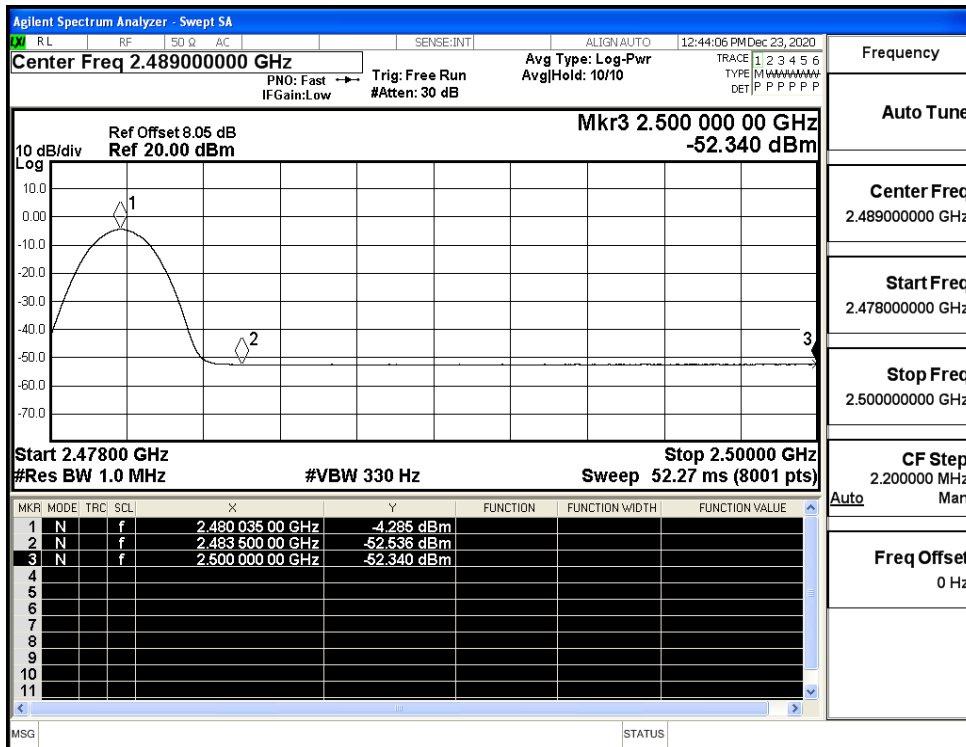
Restrict-band band-edge measurements_Hopping Off_π/4-DQPSK_Average (Low Channel)



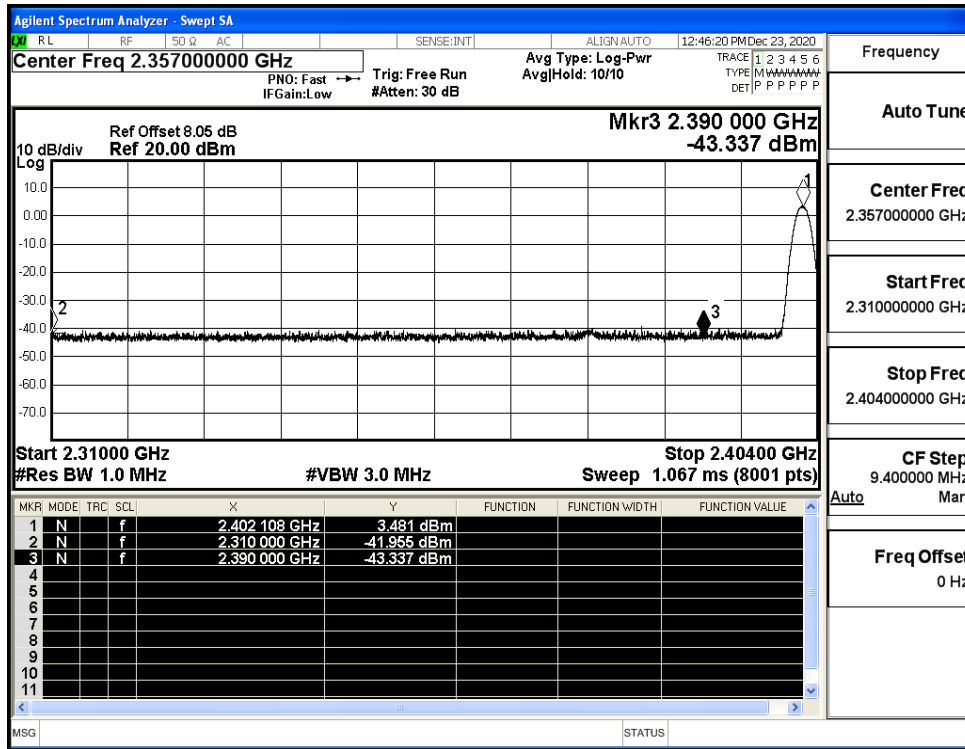
Restrict-band band-edge measurements_Hopping Off_π/4-DQPSK_PEAK (High Channel)



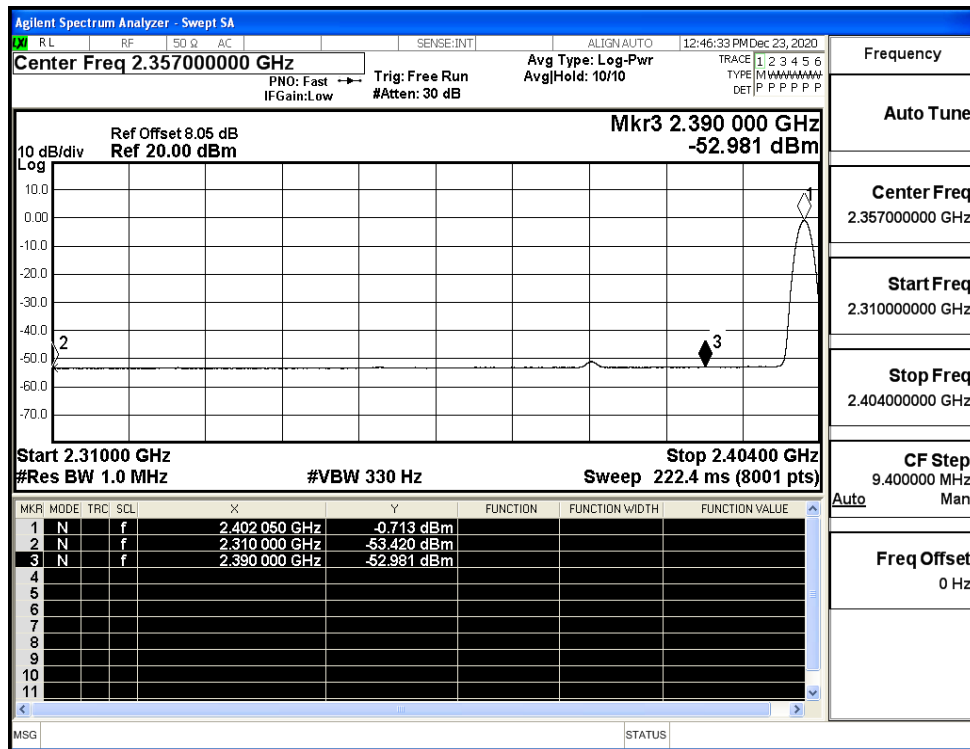
Restrict-band band-edge measurements_Hopping Off_π/4-DQPSK_Average (High Channel)



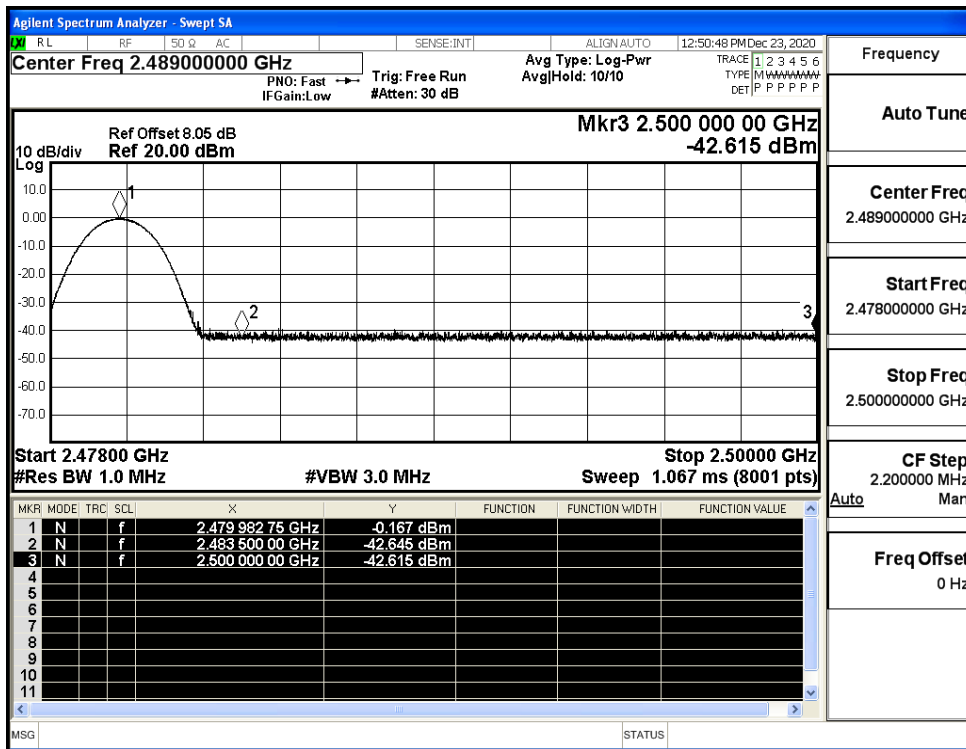
Restrict-band band-edge measurements_Hopping Off_8DPSK_PEAK (Low Channel)



Restrict-band band-edge measurements_Hopping Off_8DPSK_Average (Low Channel)



Restrict-band band-edge measurements_Hopping Off_8DPSK_PEAK (High Channel)



Restrict-band band-edge measurements_Hopping Off_8DPSK_Average (High Channel)

