



Test Setup Photos of the EUT

For Adapter Model:XY36SC-240150VQ-UW

Test Setup Photo(s) of Radiated Emissions Measurement




Fig. 1




Fig. 2



Test Setup Photo(s) of Conducted Emissions Measurement



Fig. 3

For Adapter Model:RSF-DY103B-2402000US

Test Setup Photo(s) of Radiated Emissions Measurement




Fig. 1






Fig. 2

Test Setup Photo(s) of Conducted Emissions Measurement




Fig. 3





For Adapter Model:XY50SA-240200VQ-UW

Test Setup Photo(s) of Radiated Emissions Measurement




Fig. 1




Fig. 2

Test Setup Photo(s) of Conducted Emissions Measurement






Fig. 3

Test Setup Photo(s) of Radiated Emissions Measurement




Fig. 1






Fig. 2

Test Setup Photo(s) of Conducted Emissions Measurement




Fig. 3

