

铜版纸亮面

Wireless Charger User Guide



Model:F8

Thank you for purchasing and using this product !

Please read this operation instruction carefully and keep it properly before using this product .

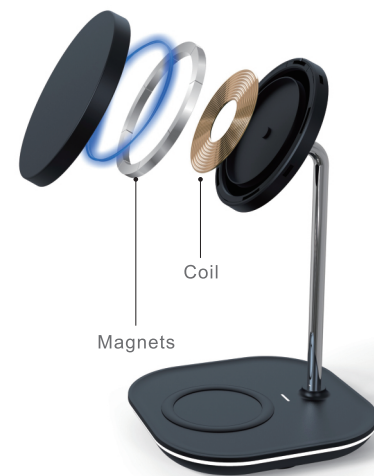

Product Specification

Fast Wireless Charger
Input:5V \rightleftharpoons 2A / 9V \rightleftharpoons 2A
Output:5W / 7.5W / 10W
Charging Efficiency:70%
Working frequency:110.5K-205K

Applicable Devices

	7.5W	<ul style="list-style-type: none"> • iPhone 13 series • iPhone 12 series
	3W	<ul style="list-style-type: none"> • Air Pods 3 • Air Pods 2 • Air Pods Pro
	5W	Apple Watch Series 1-7 and SE

MAGSAFE CHARGER



Apple Watch Charger

Tips : The attached Apple Watch charging cable is a gift, not original. Original Apple Watch Charging Cable is recommended.



Please insert the attached apple watch charging cable into the bottom USB port. This USB port is suitable for apple watch charging cable only, not for other devices power.


LED indicator light for iphone

- White light:Standby
- Blue light:Charging
- Red light flash:Error

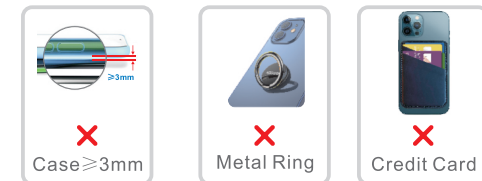


LED indicator light for airpods

- White light:Charging




Below material is forbidden, or affecting the charging efficiency.



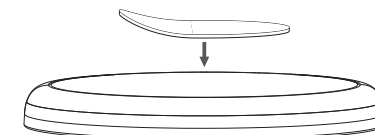
Adapter

Please use PD adapter for fast charging .The wireless charging can only be 5W for phone if choosing a 5V/1A adapter .



PU Silicone

Paste the bottom of product, its advantage is not only can operate mobile phone by one hand, but also not to damage the wireless charger and desktop.



⚠ The LED light turns red during wireless charging to indicate a charging failure.

The following situation can cause failures, like charging slowly, stop charging, over-temperature for charging position.

1. The adapter is not run up to standard.
2. The charging cable is not up to standard.
3. The phone case is too thick (within 3mm thickness phone case recommended).
4. There is metal on the back of cell phone or phone case.
5. Smartphone does not support wireless charging function.

⚠ Attention

1. Please keep the charger away from water or other liquid.
2. If you need to clean the charger, please make sure it is not connected to power supply.
3. Using Environment temperature remains -20-45°C.

FCC Requirement

Any changes or modifications not expressly approved by the party responsible for compliance could void the user's authority to operate the equipment.

This device complies with Part 15 of the FCC Rules. Operation is subject to the following two conditions:

- (1) this device may not cause harmful interference, and
- (2) this device must accept any interference received, including interference that may cause undesired operation.

Note: This equipment has been tested and found to comply with the limits for a Class B digital device, pursuant to Part 15 of the FCC Rules. These limits are designed to provide reasonable protection against harmful interference in a residential installation. This equipment generates, uses, and can radiate radio frequency energy, and if not installed and used in accordance with the instructions, may cause harmful interference to radio communications. However, there is no guarantee that interference will not occur in a particular installation. If this equipment does cause harmful interference to radio or television reception, which can be determined by turning the equipment off and on, the user is encouraged to try to correct the interference by one or more of the following measures:

- Reorient or relocate the receiving antenna.
- Increase the separation between the equipment and receiver.
- Connect the equipment into an outlet on a circuit different from that to which the receiver is connected.
- Consult the dealer or an experienced radio/TV technician for help.

CE FC PS E ROHS
MADE IN CHINA