

JARVISH X

INSTRUCTION MANUAL

JARVISH X Features

Full carbon fiber shell, lightest smart helmet
4C guarantee: Comfortable, Convenient, Clever and Certified (4Cs)

Preface

Congratulations on buying your JARVISH X helmet, You've made the right decision! This helmet is designed as a full-face helmet, ideal for use in metropolitan areas.

Important Information

Please read this instruction manual carefully before using the helmet. It contains instructions that are important to your safety on the road.

Please Remember

Should you find unclear instructions, or need further clarification or information, please contact us immediately via email or customer service.

User-Related Information

In order to ensure the proper protection, the safety buckle must be fastened when wearing this helmet. If the helmet has been hit with a strong force, it is highly recommended to replace it with a new one. Do not paint, paste stickers or use other solvents on the helmet. Use only warm soapy water to clean the surface of the helmet.

About JARVISH Inc.

JARVISH Inc. focuses on the design and manufacturing of software and hardware integration in the field of smart wearables and mobile IoT. JARVISH X, launched by JARVISH, provides a built-in camera to record live driving conditions. We developed JARVISH APP to connect with helmet's Wi-Fi which provides cloud service, Facebook live streaming, firmware update and other functions. The smart helmet supports Bluetooth and provides intercom function between helmets. You can use voice commands via Bluetooth to record videos, answer phone calls, adjust volume, play music and evoke Siri or OK Google.

A smartphone supports online navigation (such as Apple Map, Google Map) and its voice will be transmitted to the helmet's headsets via Bluetooth connected. The function is activated by a voice-command.

Product Feature Description

Shell material:

The shell is made of pure carbon fiber composite material which gives you more advanced strength than that of plastic ABS material.

Battery features:

The battery is a military-standard lithium battery, which can withstand considerable impact and is not easy to leak, smoke and burn.

Ventilation:

Our high-efficiency ventilation design can effectively exhaust hot air and keep the inner helmet dry and comfortable.

Voice command:

the voice command system is enabled by connecting the BLuetooth and it can be used to control functions like camera recording, phone call answering, volume adjustment, music playback, and Siri or OK Google.

Recording resolution:

1920 x 1080P

Safety certificate:


JARVISH provides the only smart helmet in the world that has passed both security and electronic certification. The helmet complies with DOT and ECE. Electronics complies with FCC Part 15B, FCC Part 15C specifications.

APP function:

The JARVISH APP permits you to download videos via Wi-Fi and see preview of the scene through camera. Navigation function is available by sending the voice command.

Product Content

This product contains the helmet, instruction manual, 20% smoked visor, anti-fog sheet, memory card and helmet bag. It is recommended that users keep the product packaging box after purchasing for future replacement or repair. The product can be directly boxed and sent back to our customer service.



Helmet's Performance

Helmet shell


The material of the shell is made of pure carbon fiber material with ISO99001 international certification. Extremely lightweight, ergonomically designed that can be worn for a long time without feeling any burden or discomfort. The smooth appearance conforms to the aerodynamic design which enhances the strength of the shell.

D.D.E-Dual Density EPS (Expandable Polystyrene)

High-density external EPS can withstand strong impact, provide robust protections, and absorb vibration or shock.



(Main body EPS)



(Inside EPS)



(Cheek EPS)

Other useful functions and accessories

- Double D-ring buckle
- New Self-Airtight & Quick Release System (SQRS) for quick disassembly.
- The face mask is made of PC abrasion resistant and UV-resistant material.

Comfort

Five-piece removable and washable lining. 3D cut, full coverage, with breathable mesh and perspiration functional fabric, making the entire helmet breathable without being stuffy.

Use, storage and precautions

Vision

When riding, your life depends on whether you have a clear vision. Please follow the following basic principles to ensure your safety on the road:

- Use a good face mask
- Keep the face mask transparent at all times without scratches
- Keep a clear view at all times.

Helmet must be securely worn

It is not safe and helpful if the helmet is too large or not properly secured. Be sure to buy the exact size and wear it securely.

Modifications

Never make any modifications to the helmet. Modifications may affect the functionality of your helmet.

Damaged helmets

When your helmet is damaged; these damages may not be visible to the naked eye. In this case, please change to a new helmet immediately.

Care and maintenance

Use a soft cloth and warm water or diluted soap to clean the surface and inner part of your helmet regularly. Never use diesel, solvents, gasoline, or other invasive products to clean your helmet. Wash and dry your helmet. Use cotton cloth to wipe the dirty water from the top to the bottom of the helmet and avoid circular wipes. It is best to occasionally lubricate the helmet with white or silicone lubricant to make the helmet more durable.

Storage

After cleaning, put the helmet in a bag and keep it in a dry place. Avoid prolonged exposure to sunlight or sub-zero temperature.

Service life

After a period of use, the safety parts on the helmet may show some signs of wear, please contact customer service to check or replace your helmet.

Lens system

UV-resistant

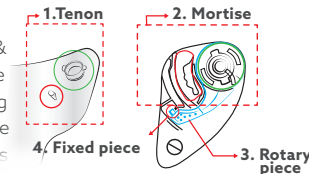
The JARVISH X-series has UV-resistant functions that completely block out the UV rays.

Scratch and abrasion resistance

Our visors are made of high-transparency, high-quality PC lenses, and have passed the safety tests domestically and internationally. Additionally, the visors are specially designed to be wear-resistant and scratch-resistant, which can increase the durability and maintain the clarity of your vision. To clean the visors, a neutral detergent is recommended. After disassembling the visors, first rinse the surface with water to remove dust, and then use a detergent to wipe off the dirty water. Simple maintenance can extend the life of the visors and always keep the vision clear.

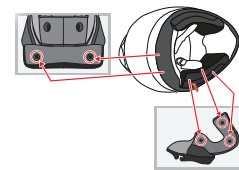
Visor quick release system

The visor has adopted the Self-Airtight & Quick Release System (SQRS) and can be easily disassembled by hand. With anti-fog function, lenses, the visors can keep the vision clear and fog-free even when it is completely closed.



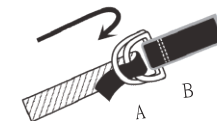
Lining design

Please install and remove the inner lining from the concealed buckle according to the arrow on the figure below.



Correct buckle method

Double D buckle: The long belt goes through both D rings (A and B) at the same time, back through between A and B, and then fasten the belt in a suitable position. Pull the long belt out between A and B, then the belt is released easily.



Is it worn properly?

Make sure the side straps are pulled up, and then tilt your head forward. Ask others to carefully pull up from the bottom of the rear of the helmet,

if they can remove it, it means that the helmet will fall in the event of a collision.

Operating instructions

Precautions

Do not use the mobile phone manually while driving. When driving at a high speed of over 90km/hr, do not use voice commands. Pay attention to your surroundings, and your safety is paramount. To ensure the product warranty and the smooth operation of the helmet, do not manually disassemble electronic parts, such as cameras, microphones, headphones, batteries motherboards, etc. when power is on, charging is not supported.

Product basic requirements configuration

Mobile operating system requirements: iOS 9.0 and above, Android 6.0 and above. Phone Bluetooth is compatible with HFP, A2DP.

Note

When the product is used, if the system makes an alarm, please stop using it immediately. When a battery leaks, do not allow the liquid electrolyte to contact the skin or eyes. In case of accidental contact, wash the affected area with plenty of water and seek medical assistance immediately. If you accidentally swallow a battery pack, seek medical assistance immediately.

JARVISH APP downloading sources



iOS載點



Android載點

Function label

(please charge the helmet before first use)

A. Camera

- 1920 x 1080P Full HD camera

B. Power key (long press) volume up (short press)

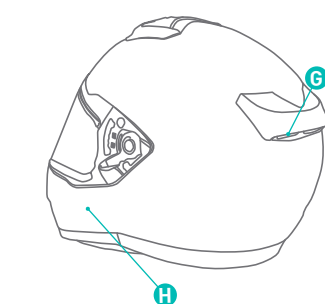
C. Function key (long press) volume down (short press)

D. Red indicator light:

- Blinking means video recording on
- Charging is steady
- Faint light flashing: video recording off

E. Green indicator light:

- Power on
- Blinks when battery is below 20%



F. Micro USB socket:

- For charging

G. LED smart taillight

H. Wireless charging

- Need to require JARVISH X wireless charger



JARVISH
Intelligence *Within*

JARVISH INC.

2F., No. 67, Zhouzi St., NeiHu Dist.,
Taipei City 114, Taiwan

services@jarvish.com

Boot steps

- Press the power button until the helmet vibrates (if it vibrates twice, the battery is low. Please charge it first)
- Voice prompt the system is starting up, and the battery level
- Flashing red light to start recording
- Boot completed

Fast charging mode

Fast charging mode is 2 hours.

Battery level voice prompt

Voice prompt	Battery level	60% of battery	50~60%
100% of battery	80~95%	40% of battery	30~50%
80% of battery	60~80%	20% of battery	< 30%

Specifications and warnings

Precautions

Note: Any helmet cannot be 100% protective. To avoid accidents, please follow the traffic rules.

- Please choose a protective helmet suitable for your head.
- Wear a protective helmet and fasten your buckle so that the helmet does not shake from side to side.
- Do not change or modify the helmet, or it will undermine its safety features.
- If the helmet encounters an impact, even if it does not show cracks, the structure could be damaged. It is recommended to replace it with a new helmet.
- If there is any crack on the helmet, please replace it immediately to avoid any further impact.
- Please keep the visors clean at all times. If there are scratches, this may increase the chance of fogging and affect the sight. In case of scratches, it is recommended to replace it with a new helmet.
- Do not remove or replace the battery by yourself. If the helmet encounters an impact, it is recommended to return to the original store to replace the battery.
- Although the lithium battery is not prone to battery leakage under condition of impact, tear, puncture, smoke and burn, any battery still has hidden risks thus it is recommended to use it with caution.
- When the surface temperature of the helmet exceeds 109 degrees fahrenheit, a warning sound will be issued to remind the user to take emergency measures.
- Do not place this helmet in a hot or cold place.

Specifications and Safety Information

This device complies with Part 15 of the FCC Rules. Operation is subject to the following two conditions: (1) This device may not cause harmful interference, and (2) this device must accept any interference received, including interference that may cause undesired operation. This equipment complies with FCC radiation exposure limits set forth for an uncontrolled environment. "Any Changes or modifications not expressly approved by the party responsible for compliance could void the user's authority to operate the equipment." "This equipment has been tested and found to comply with the limits for a Class B digital device, pursuant to part 15 of the FCC Rules. These limits are designed to provide reasonable protection against harmful interference in a residential installation. This equipment generates uses and can radiate radio frequency energy and, if not installed and used in accordance with the instructions, may cause harmful interference to radio communications. However, there is no guarantee that interference will not occur in a particular installation. If this equipment does cause harmful interference to radio or television reception, which

can be determined by turning the equipment off and on, the user is encouraged to try to correct the interference by one or more of the following measures:-Reorient or relocate the receiving antenna.-Increase the separation between the equipment and receiver.

-Connect the equipment into an outlet on a circuit different from that to which the receiver is connected.-Consult the dealer or an experienced radio/TV technician for help.

\$15.105 Information to the user.

Note: This equipment has been tested and found to comply with the limits for a Class B digital device, pursuant to part 15 of the FCC Rules. These limits are designed to provide reasonable protection against harmful interference in a residential installation. This equipment generates uses and can radiate radio frequency energy and, if not installed and used in accordance with the instructions, may cause harmful interference to radio communications. However, there is no guarantee that interference will not occur in a particular installation. If this equipment does cause harmful interference to radio or television reception, which can be determined by turning the equipment off and on, the user is encouraged to try to correct the interference by one or more of the following measures:

Reorient or relocate the receiving antenna.

Increase the separation between the equipment and receiver.

Connect the equipment into an outlet on a circuit different from that to which the receiver is connected.

Consult the dealer or an experienced radio/TV technician for help.

This device complies with part 15 of the FCC Rules. Operation is subject to the following two conditions:

- (1) This device may not cause harmful interference, and
- (2) this device must accept any interference received, including interference that may cause undesired operation.

RF warning for Mobile device:

This equipment complies with FCC radiation exposure limits set forth for an uncontrolled environment.

Any Changes or modifications not expressly approved by the party responsible for compliance could void the user's authority to operate the equipment. Do not operate the system manually while driving. If you need to operate it, please safely park your vehicle in a stationed position before operating. The geographical location information provided by this product is for reference only. The user must judge the vehicle and ride it safely and lawfully according to the actual location, road conditions, weather and other road traffic information. The navigation paths and voice prompts provided by this system are calculated based on electronic maps and cannot replace the user's own judgment. If the planned route is unsafe or unreasonable, please do not follow it. This system is only provided for personal non-commercial use and is applicable to the maximum extent permitted by law. JARVISH will not take any responsibility for the loss caused by users using this system. The use of this system is deemed to agree with the above statement. Please read the following "Privacy Policy" regarding JARVISH products and services. If you use related services and register for an account, you acknowledge and agree to this Privacy Policy, and hereby agree to our collection, use, disclosure and / or processing. Personal data as described here. If you do not consent to the processing of personal data in the manner described in this privacy policy, please do not use our services. If there is any change to our privacy policy, the latest version of the "Privacy Policy" will be posted on the JARVISH APP at any time. We reserve the right to modify this privacy policy at any time.

Collection of personal data, processing and disclosure of personal data

1.Collection and purpose of personal data

When you download and try JARVISH APP services, the software system may use various technologies to collect specific information (such as your name, email address, location, etc.) in an automated or passive manner according to the requested service content. , If you do not agree to provide any personal data, you may leave the service.

2.Processing and use of personal data

We will deploy reasonable security measures to protect your personal data in accordance with the provisions of the Privacy Law, but we cannot guarantee absolute security, including, but not limited to, malicious and sophisticated attacks by dissatisfiers without our responsibility. The personal data retrieved by the system will be safely and collectively stored in the JARVISH database system for use and processing by the software system for technology management, information (communication) industry services and membership management. JARVISH may combine anonymized personal data with other data to provide and improve or develop related products, services, and content. For example, but not limited to the following data processing and utilization:

- JARVISH uses your personal data for the needs of service operation and customer management, such as data analysis and research, to improve JARVISH's products, services and customer communication. We will notify you about the latest products, service announcements and latest information about the JARVISH APP software system.
- Your personal data helps us develop, deliver and improve our products, services and content.
- We will send important notices, such as notices about major messages or changes in terms of use or policies, but this does not mean that we have an obligation to notify each message individually.
- The government road traffic safety design and academic research, and other consulting and advisory services.

3.Modification of Personal Data

You can modify your personal JARVISH account information (such as login method, settings, password) at any time, but you must not impersonate or use the name of others.

4. Deletion of personal data

You can request to delete your account and the personal information it contains. After you request to delete the account and personal information, it will be completely deleted from the server after a period of time according to the system operation process.

5. You are able to assert in writing the following rights (We may charge you a reasonable fee to process your case for processing personal data requests.)

6. About privacy

In accordance with the provisions set out in the Privacy Act, JARVISH reserves the right to refuse the amendment of your personal data; this privacy law requires and/or authorizes organizations to refuse to amend personal data under established circumstances.

7. Other

- (1) Inquiry or request viewing.
- (2) Request for supplement or correction.
- (3) Request to stop collecting, processing or using.
- (4) Request for deletion.

In accordance with the provisions set out in the Privacy Act, JARVISH reserves the right to refuse to amend your personal data; this privacy law requires and / or authorizes organizations to refuse to amend personal

data under established circumstances. You agree that JARVISH may, for any reason, on its own consideration, without notice, and without any responsibility to you or any third party, terminate your account and your user ID immediately. Reasons for such termination include, but are not limited to: (a) long periods of inactivity, (b) violation of the meaning and spirit of these Terms of Service, (c) illegal, fraud, harassment, defamation, threat or insult, or (d) harmful acts to other user' interests, third parties, or commercial benefits of JARVISH.

If you use your account for illegal, fraudulent, harassing, defamatory, threatening or insulting purposes, we may report it to law enforcement without your notice. If there are any legal disputes or enforcement actions related to your account or your use of the service, JARVISH may terminate your account immediately without notice, for whatever reason.

Disclosure of personal data

JARVISH discloses your personal data as required by law or to assert rights or defend against any allegations, to protect the interests of JARVISH, to combat crime, to enforce our policies, to protect the legal rights of third parties, and to property or for security needs.

In order to provide you with the requested JARVISH products or services, JARVISH will share your personal data with JARVISH affiliated companies or partners (such as navigation software) according to actual conditions. JARVISH will require its affiliated companies or partner companies to comply with relevant laws, and take appropriate measures to protect your personal data, but JARVISH does not assume legal responsibility for the actions of affiliated companies or partner companies. JARVISH products or services may display the name or trademark of the partner. If you register or use the products or services of the partner, you agree to let JARVISH and the partner use your personal data.

Application

If you use the JARVISH APP software system and also use other additional functions or third-party applications (hereinafter referred to as "applications"), the application provider may obtain some of your personal data. JARVISH does not and cannot control how the application provider uses your personal information. Therefore, before installing, be sure to review the privacy policy or terms of use for those applications.

Product information

Brand:	Model:	Certification:
JARVISH	X	DOT, FCC
Product category:	Product name:	
Full-faced type (for 125 c.c. motorcycle or more)	Riding motorcycle protective helmet (with video and Bluetooth features)	
Main material:	Product's weight:	
Full carbon fiber shell, EPS Polyron, metal buckle, tools, cloth lining, electronic accessories.	1750 ± 150g	
Place of origin:	Constant voltage:	
TAIWAN	DC 5.0V	
	Constant input current:	
	2A	

National or Western calendar effective date

Since the delivery date, if there is no impact, the warranty period is two years for the helmet's shell and one year for the electronics parts. This product's accessories and consumables are battery, helmet bag, instruction manual, and internal linings. If there is any loss for a helmet of more than three years since the delivery date, and JARVISH still has supplies, we will continue to provide the service and charge according to the regulations. If the company has no parts and can't get the shared replacement parts, we apologize for the inconvenience for unable to provide relevant services. This manual is also applicable to other X painted models, for example, ANGELO X.