



FCC RF Test Report

APPLICANT : vivo Mobile Communication Co., Ltd.
EQUIPMENT : Mobile Phone
BRAND NAME : vivo
MODEL NAME : V2349
FCC ID : 2AUCY-V2349
STANDARD : 47 CFR Part 2, 22(H), 24(E), 27(L), 27(H), 27(F)
CLASSIFICATION : PCS Licensed Transmitter Held to Ear (PCE)
TEST DATE(S) : Jan. 08, 2024 ~ Jan. 17, 2024

We, Sporton International Inc. (ShenZhen), would like to declare that the tested sample has been evaluated in accordance with the procedures given in ANSI C63.26-2015 and shown compliance with the applicable technical standards.

The test results in this report apply exclusively to the tested model / sample. Without written approval of Sporton International Inc. (ShenZhen), the test report shall not be reproduced except in full.

Jason Jia



Approved by: Jason Jia

Sporton International Inc. (ShenZhen)

1/F, 2/F, Bldg 5, Shiling Industrial Zone, Xinwei Village, Xili, Nanshan, Shenzhen, 518055

People's Republic of China



TABLE OF CONTENTS

REVISION HISTORY... 3
SUMMARY OF TEST RESULT ... 4
1 GENERAL DESCRIPTION ... 5
1.1 Applicant ... 5
1.2 Manufacturer ... 5
1.3 Product Feature of Equipment Under Test ... 5
1.4 Product Specification of Equipment Under Test ... 6
1.5 Modification of EUT ... 7
1.6 Maximum ERP/EIRP Power and Emission Designator ... 8
1.7 Testing Location ... 11
1.8 Test Software ... 11
1.9 Applicable Standards ... 12
2 TEST CONFIGURATION OF EQUIPMENT UNDER TEST ... 13
2.1 Test Mode ... 13
2.2 Connection Diagram of Test System ... 16
2.3 Support Unit used in test configuration and system ... 16
2.4 Measurement Results Explanation Example ... 16
2.5 Frequency List of Low/Middle/High Channels ... 17
3 CONDUCTED TEST ITEMS ... 22
3.1 Measuring Instruments ... 22
3.2 Test Setup ... 22
3.3 Test Result of Conducted Test ... 22
3.4 Conducted Output Power and ERP/EIRP ... 23
3.5 Peak-to-Average Ratio ... 24
3.6 Occupied Bandwidth ... 25
3.7 Conducted Band Edge ... 26
3.8 Conducted Spurious Emission ... 28
3.9 Frequency Stability ... 29
4 RADIATED TEST ITEMS ... 30
4.1 Measuring Instruments ... 30
4.2 Test Setup ... 30
4.3 Test Result of Radiated Test ... 31
4.4 Radiated Spurious Emission ... 32
5 LIST OF MEASURING EQUIPMENT ... 33
6 MEASUREMENT UNCERTAINTY ... 34
APPENDIX A. TEST RESULTS OF CONDUCTED TEST
APPENDIX B. TEST RESULTS OF RADIATED TEST
APPENDIX C. TEST SETUP PHOTOGRAPHS



SUMMARY OF TEST RESULT

Report Section	FCC Rule	Description	Limit	Result	Remark
3.4	§2.1046	Conducted Output Power	-	Report Only	-
	§22.913(a)(5)	Effective Radiated Power (Band 5) (Band 26)	ERP < 7 Watt	PASS	-
	§27.50(b)(10) §27.50(c)(10)	Effective Radiated Power (Band 12) (Band 13) (Band 17)	ERP < 3 Watt		-
	§24.232(c)	Equivalent Isotropic Radiated Power (Band 2)	EIRP < 2Watt		-
	§27.50(d)(4)	Equivalent Isotropic Radiated Power (Band 4) (Band 66)	EIRP < 1Watt		-
3.5	§24.232(d)	Peak-to-Average Ratio	<13 dB	PASS	-
3.6	§2.1049	Occupied Bandwidth	-	Report Only	-
3.7	§2.1051 §22.917(a) §24.238(a) §27.53(c)(2)(4) §27.53(g) §27.53(h)	Conducted Band Edge Measurement (Band 2) (Band 4) (Band 5) (Band 12) (Band 13) (Band 17) (Band 26) (Band 66)	< 43+10log10(P[Watts])	PASS	-
3.8	§2.1051 §22.917(a) §24.238(a) §27.53(c)(2) §27.53(g) §27.53(h)	Conducted Spurious Emission (Band 2) (Band 4) (Band 5) (Band 12) (Band 13) (Band 17) (Band 26) (Band 66)	< 43+10log10(P[Watts])	PASS	-
3.9	§2.1055 §22.355	Frequency Stability Temperature & Voltage	< 2.5 ppm for Part 22	PASS	-
	§2.1055 §24.235 §27.54		Within Authorized Band		
4.4	§2.1053 §22.917(a) §24.238(a) §27.53(c)(2) §27.53(f) §27.53(g) §27.53(h)	Radiated Spurious Emission (Band 2) (Band 4) (Band 5) (Band 12) (Band 13) (Band 17) (Band 26) (Band 66)	< 43+10log ₁₀ (P[Watts])	PASS	Under limit 23.19 dB at 1559.500 MHz

Conformity Assessment Condition:

- The test results (PASS/FAIL) with all measurement uncertainty excluded are presented against the regulation limits or in accordance with the requirements stipulated by the applicant/manufacturer who shall bear all the risks of non-compliance that may potentially occur if measurement uncertainty is taken into account.
- The measurement uncertainty please refer to each test result in the section "Measurement Uncertainty"

Disclaimer:

The product specifications of the EUT presented in the test report that may affect the test assessments are declared by the manufacturer who shall take full responsibility for the authenticity.



1 General Description

1.1 Applicant

vivo Mobile Communication Co., Ltd.
No.1, vivo Road, Chang'an, Dongguan, Guangdong, China

1.2 Manufacturer

vivo Mobile Communication Co., Ltd.
No.1, vivo Road, Chang'an, Dongguan, Guangdong, China

1.3 Product Feature of Equipment Under Test

Product Feature	
Equipment	Mobile Phone
Brand Name	vivo
Model Name	V2349
FCC ID	2AUCY-V2349
IMEI Code	Conducted: 866829079999954 Radiation: 865264079978645/865264079978652
HW Version	MP_0.1
SW Version	PD2341EF_EX_A_14.0.6.16.W30
EUT Stage	Identical Prototype



1.4 Product Specification of Equipment Under Test

Standards-related Product Specification	
Tx Frequency	LTE Band 2 : 1850 MHz ~ 1910 MHz LTE Band 4 : 1710 MHz ~ 1755 MHz LTE Band 5 : 824 MHz ~ 849 MHz LTE Band 12 : 699 MHz ~ 716 MHz LTE Band 13 : 777 MHz ~ 787 MHz LTE Band 17 : 704 MHz ~ 716 MHz LTE Band 26 : 824 MHz ~ 849 MHz LTE Band 66 : 1710 MHz ~ 1780 MHz
Rx Frequency	LTE Band 2 : 1930 MHz ~ 1990 MHz LTE Band 4 : 2110 MHz ~ 2155 MHz LTE Band 5 : 869 MHz ~ 894 MHz LTE Band 12 : 729 MHz ~ 746 MHz LTE Band 13 : 746 MHz ~ 756 MHz LTE Band 17 : 734 MHz ~ 746 MHz LTE Band 26 : 869 MHz ~ 894 MHz LTE Band 66 : 2110 MHz~ 2200 MHz
Bandwidth	LTE Band 2 : 1.4MHz / 3MHz / 5MHz / 10MHz / 15MHz / 20MHz LTE Band 4 : 1.4MHz / 3MHz / 5MHz / 10MHz / 15MHz / 20MHz LTE Band 5 : 1.4MHz / 3MHz / 5MHz / 10MHz LTE Band 12 : 1.4MHz / 3MHz / 5MHz / 10MHz LTE Band 13 : 5MHz / 10MHz LTE Band 17 : 5MHz / 10MHz LTE Band 26 : 1.4MHz / 3MHz / 5MHz / 10MHz / 15MHz LTE Band 66 : 1.4MHz / 3MHz / 5MHz / 10MHz / 15MHz / 20MHz
Maximum Output Power to Antenna	<Ant.11> LTE Band 4 : 22.25 dBm LTE Band 66 : 23.49 dBm LTE Band 66B : 24.10 dBm LTE Band 66C : 23.45 dBm <Ant.13> LTE Band 2 : 22.88 dBm LTE Band 4 : 23.20 dBm LTE Band 5 : 23.78 dBm LTE Band 12 : 23.25 dBm LTE Band 13 : 23.08 dBm LTE Band 17 : 23.24 dBm LTE Band 26 : 23.83 dBm LTE Band 66 : 23.24 dBm LTE Band 66B : 23.81 dBm LTE Band 66C : 23.05 dBm <Ant.31> LTE Band 2 : 22.63 dBm LTE Band 4 : 23.35 dBm LTE Band 5 : 23.66 dBm LTE Band 12 : 23.19 dBm LTE Band 13 : 22.67 dBm LTE Band 17 : 23.18 dBm LTE Band 26 : 23.67 dBm LTE Band 66 : 23.36 dBm LTE Band 66B : 23.68 dBm



	LTE Band 66C : 23.01 dBm
Antenna Gain	<Ant.11>
	LTE Band 4 : -4.02 dBi
	LTE Band 66 : -3.51 dBi
	<Ant.13>
	LTE Band 2 : -2.61 dBi
	LTE Band 4 : -0.85 dBi
	LTE Band 5 : -3.91 dBi
	LTE Band 12 : -6.27 dBi
	LTE Band 13 : -5.08 dBi
	LTE Band 17 : -6.27 dBi
	LTE Band 26 : -3.91 dBi
	LTE Band 66 : -0.85 dBi
	<Ant.31>
	LTE Band 2 : -0.03 dBi
	LTE Band 4 : -2.52 dBi
	LTE Band 5 : -5.38 dBi
	LTE Band 12 : -2.80 dBi
	LTE Band 13 : -3.17 dBi
	LTE Band 17 : -2.80 dBi
	LTE Band 26 : -5.38 dBi
LTE Band 66 : -2.52 dBi	
Type of Modulation	QPSK / 16QAM / 64QAM / 256QAM

Note:

1. The maximum ERP/EIRP is calculated from max output power and max antenna gain, only the maximum ERP/EIRP of Ant.13 for LTE Band 4/5/26/66/66B/66C, Ant.31 for LTE Band 2/12/13/17 are shown in the report.
2. The device supports two PAs for LTE Band 66 (main PA and other PA), both the PA are full tested, only the worst results of main PA are shown in the report.

1.5 Modification of EUT

No modifications are made to the EUT during all test items.



1.6 Maximum ERP/EIRP Power and Emission Designator

LTE Band 2		QPSK		16QAM/64QAM/256QAM	
BW (MHz)	Frequency Range (MHz)	Maximum EIRP(W)	Emission Designator (99%OBW)	Maximum EIRP(W)	Emission Designator (99%OBW)
1.4	1850.7 ~ 1909.3	0.1782	1M10G7D	0.1528	1M10W7D
3	1851.5 ~ 1908.5	0.1762	2M76G7D	0.1507	2M72W7D
5	1852.5 ~ 1907.5	0.1786	4M52G7D	0.1521	4M51W7D
10	1855.0 ~ 1905.0	0.1746	9M07G7D	0.1507	9M03W7D
15	1857.5 ~ 1902.5	0.1791	13M5G7D	0.1538	13M5W7D
20	1860.0 ~ 1900.0	0.1820	17M8G7D	0.1531	17M9W7D
LTE Band 4		QPSK		16QAM/64QAM/256QAM	
BW (MHz)	Frequency Range (MHz)	Maximum EIRP(W)	Emission Designator (99%OBW)	Maximum EIRP(W)	Emission Designator (99%OBW)
1.4	1710.7 ~ 1754.3	0.1702	1M09G7D	0.1629	1M10W7D
3	1711.5 ~ 1753.5	0.1702	2M73G7D	0.1637	2M72W7D
5	1712.5 ~ 1752.5	0.1710	4M49G7D	0.1652	4M51W7D
10	1715.0 ~ 1750.0	0.1722	9M07G7D	0.1629	9M03W7D
15	1717.5 ~ 1747.5	0.1706	13M5G7D	0.1648	13M5W7D
20	1720.0 ~ 1745.0	0.1734	18M1G7D	0.1660	17M9W7D
LTE Band 5		QPSK		16QAM/64QAM/256QAM	
BW (MHz)	Frequency Range (MHz)	Maximum ERP(W)	Emission Designator (99%OBW)	Maximum ERP(W)	Emission Designator (99%OBW)
1.4	824.7 ~ 848.3	0.0537	1M09G7D	0.0471	1M09W7D
3	825.5 ~ 847.5	0.0530	2M71G7D	0.0465	2M73W7D
5	826.5 ~ 846.5	0.0532	4M50G7D	0.0465	4M49W7D
10	829.0 ~ 844.0	0.0530	9M03G7D	0.0469	8M99W7D
LTE Band 12		QPSK		16QAM/64QAM/256QAM	
BW (MHz)	Frequency Range (MHz)	Maximum ERP(W)	Emission Designator (99%OBW)	Maximum ERP(W)	Emission Designator (99%OBW)
1.4	699.7 ~ 715.3	0.0650	1M09G7D	0.0571	1M09W7D
3	700.5 ~ 714.5	0.0653	2M77G7D	0.0569	2M72W7D
5	701.5 ~ 713.5	0.0662	4M49G7D	0.0630	4M52W7D
10	704.0 ~ 711.0	0.0665	9M05G7D	0.0560	9M01W7D



LTE Band 13		QPSK		16QAM/64QAM/256QAM	
BW (MHz)	Frequency Range (MHz)	Maximum ERP(W)	Emission Designator (99%OBW)	Maximum ERP(W)	Emission Designator (99%OBW)
5	779.5 ~ 784.5	0.0540	4M51G7D	0.0483	4M51W7D
10	782.0	0.0543	9M07G7D	0.0485	9M07W7D
LTE Band 17		QPSK		16QAM/64QAM/256QAM	
BW (MHz)	Frequency Range (MHz)	Maximum ERP(W)	Emission Designator (99%OBW)	Maximum ERP(W)	Emission Designator (99%OBW)
5	706.5 ~ 713.5	0.0662	4M49G7D	0.0630	4M52W7D
10	709.0 ~ 711.0	0.0667	9M05G7D	0.0560	9M01W7D
LTE Band 26		QPSK		16QAM/64QAM/256QAM	
BW (MHz)	Frequency Range (MHz)	Maximum ERP(W)	Emission Designator (99%OBW)	Maximum ERP(W)	Emission Designator (99%OBW)
1.4	824.7 ~ 848.3	0.0537	1M09G7D	0.0471	1M09W7D
3	825.5 ~ 847.5	0.0530	2M71G7D	0.0465	2M73W7D
5	826.5 ~ 846.5	0.0532	4M50G7D	0.0465	4M49W7D
10	829.0 ~ 844.0	0.0530	9M03G7D	0.0469	8M99W7D
15	831.5 ~ 841.5	0.0598	13M5G7D	0.0491	13M5W7D
CH26790	824.0	0.0542	13M5G7D	0.0491	13M5W7D
LTE Band 66		QPSK		16QAM/64QAM/256QAM	
BW (MHz)	Frequency Range (MHz)	Maximum EIRP(W)	Emission Designator (99%OBW)	Maximum EIRP(W)	Emission Designator (99%OBW)
1.4	1710.7 ~ 1779.3	0.1702	1M09G7D	0.1629	1M10W7D
3	1711.5 ~ 1778.5	0.1702	2M73G7D	0.1637	2M72W7D
5	1712.5 ~ 1777.5	0.1710	4M49G7D	0.1652	4M51W7D
10	1715.0 ~ 1775.0	0.1722	9M07G7D	0.1629	9M03W7D
15	1717.5 ~ 1772.5	0.1706	13M5G7D	0.1648	13M5W7D
20	1720.0 ~ 1770.0	0.1734	18M1G7D	0.1660	17M9W7D



LTE Band CA_66B	QPSK		16QAM/64QAM/256QAM	
BW (MHz)	Maximum EIRP(W)	Emission Designator (99%OBW)	Maximum EIRP(W)	Emission Designator (99%OBW)
5MHz+5MHz	0.1932	9M33G7D	0.1614	9M35W7D
5MHz+10MHz	0.1941	13M9G7D	0.1607	13M9W7D
10MHz+5MHz	0.1941	13M9G7D	0.1600	14M0W7D
5MHz+15MHz	0.1932	18M3G7D	0.1600	18M1W7D
15MHz+5MHz	0.1905	18M3G7D	0.1589	18M2W7D
10MHz+10MHz	0.1977	18M7G7D	0.1679	18M8W7D

LTE Band CA_66C	QPSK		16QAM/64QAM/256QAM	
BW (MHz)	Maximum EIRP(W)	Emission Designator (99%OBW)	Maximum EIRP(W)	Emission Designator (99%OBW)
5MHz+20MHz	0.1614	23M4G7D	0.1343	23M0W7D
10MHz+15MHz	0.1637	23M5G7D	0.1355	23M3W7D
10MHz+20MHz	0.1641	28M2G7D	0.1358	27M9W7D
15MHz+10MHz	0.1641	23M5G7D	0.1324	23M5W7D
15MHz+15MHz	0.1652	28M7G7D	0.1358	28M5W7D
15MHz+20MHz	0.1622	32M6G7D	0.1337	32M5W7D
20MHz+5MHz	0.1641	23M2G7D	0.1324	23M2W7D
20MHz+10MHz	0.1648	28M1G7D	0.1330	27M9W7D
20MHz+15MHz	0.1611	33M1G7D	0.1321	32M6W7D
20MHz+20MHz	0.1660	37M5G7D	0.1361	37M5W7D

Note:

1. LTE Band 26 overlaps the entire frequency range of LTE Band 5. Therefore, the test results provided in this report covers Band 5 and the portion of Band 26 subject to Part 22.
2. LTE Band 66 overlaps the entire frequency range of LTE Band 4. Therefore, the test results provided in this report covers Band 66 as well as Band 4.
3. LTE Band 12 overlaps the entire frequency range of LTE Band 17. Therefore, the test results provided in this report covers Band 12 as well as Band 17.



1.7 Testing Location

Sporton International Inc. (ShenZhen) is accredited to ISO/IEC 17025:2017 by American Association for Laboratory Accreditation with Certificate Number 5145.01.

Test Firm	Sporton International Inc. (ShenZhen)		
Test Site Location	1/F, 2/F, Bldg 5, Shiling Industrial Zone, Xinwei Village, Xili, Nanshan, Shenzhen, 518055 People's Republic of China TEL: +86-755-86379589 FAX: +86-755-86379595		
Test Site No.	Sporton Site No.	FCC Designation No.	FCC Test Firm Registration No.
	TH01-SZ	CN1256	421272

Test Firm	Sporton International Inc. (ShenZhen)		
Test Site Location	101, 1st Floor, Block B, Building 1, No. 2, Tengfeng 4th Road, Fenghuang Community, Fuyong Street, Baoan District, Shenzhen City, Guangdong Province 518103 People's Republic of China TEL: +86-755-86066985		
Test Site No.	Sporton Site No.	FCC Designation No.	FCC Test Firm Registration No.
	03CH03-SZ	CN1256	421272

1.8 Test Software

Item	Site	Manufacture	Name	Version
1.	03CH03-SZ	AUDIX	E3	6.2009-8-24



1.9 Applicable Standards

According to the specifications of the manufacturer, the EUT must comply with the requirements of the following standards:

- ♦ 47 CFR Part 2, 22(H), 24(E), 27(L), 27(H), 27(F)
- ♦ ANSI C63.26-2015
- ♦ FCC KDB 971168 D01 Power Meas License Digital Systems v03r01
- ♦ FCC KDB 412172 D01 Determining ERP and EIRP v01r01

Remark:

1. All test items were verified and recorded according to the standards and without any deviation during the test.
2. This EUT has also been tested and complied with the requirements of FCC Part 15, Subpart B, recorded in a separate test report.



2 Test Configuration of Equipment Under Test

2.1 Test Mode

Antenna port conducted and radiated test items listed below are performed according to KDB 971168 D01 Power Meas License Digital Systems v03r01 with maximum output power.

Radiated measurements are performed by rotating the EUT in three different orthogonal test planes to find the maximum emission.

Test Items	Band	Bandwidth (MHz)						Modulation				RB #			Test Channel		
		1.4	3	5	10	15	20	QPSK	16QAM	64QAM	256QAM	1	Half	Full	L	M	H
Max. Output Power	2	v	v	v	v	v	v	v	v	v	v	v	v	v	v	v	v
	4	v	v	v	v	v	v	v	v	v	v	v	v	v	v	v	v
	5	v	v	v	v	-	-	v	v	v	v	v	v	v	v	v	v
	12	v	v	v	v	-	-	v	v	v	v	v	v	v	v	v	v
	13	-	-	v	v	-	-	v	v	v	v	v	v	v	v	v	v
	17	-	-	v	v	-	-	v	v	v	v	v	v	v	v	v	v
	26	v	v	v	v	v	-	v	v	v	v	v	v	v	v	v	v
	66	v	v	v	v	v	v	v	v	v	v	v	v	v	v	v	v
Peak-to-Average Ratio	2						v	v	v	v				v		v	
	12				v	-	-	v	v	v				v		v	
	13	-	-		v	-	-	v	v	v				v		v	
	26					v	-	v	v	v				v		v	
	66						v	v	v	v				v		v	
26dB and 99% Bandwidth	2	v	v	v	v	v	v	v	v					v		v	
	12	v	v	v	v	-	-	v	v					v		v	
	13	-	-	v	v	-	-	v	v					v		v	
	26	v	v	v	v	v	-	v	v					v		v	
	66	v	v	v	v	v	v	v	v					v		v	
Conducted Band Edge	2	v	v	v	v	v	v	v	v	v		v		v	v		v
	12	v	v	v	v	-	-	v	v	v		v		v	v		v
	13	-	-	v	v	-	-	v	v	v		v		v	v		v
	26	v	v	v	v	v	-	v	v	v		v		v	v		v
	66	v	v	v	v	v	v	v	v	v		v		v	v		v



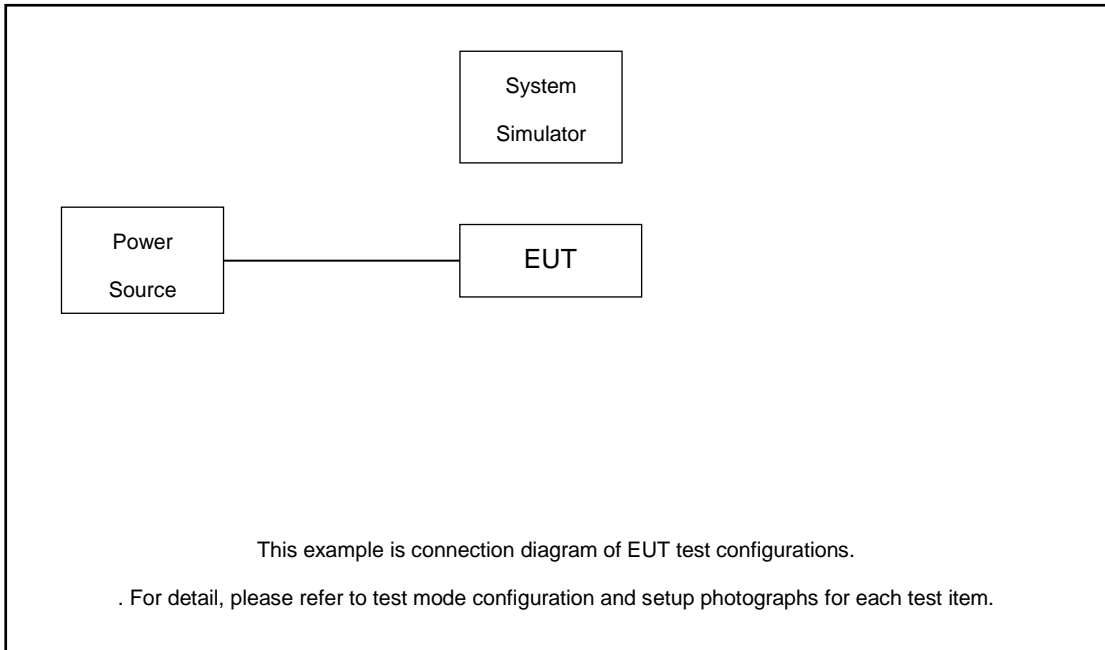
Test Items	Band	Bandwidth (MHz)						Modulation				RB #			Test Channel			
		1.4	3	5	10	15	20	QPSK	16QAM	64QAM	256QAM	1	Half	Full	L	M	H	
Conducted Spurious Emission	2	v	v	v	v	v	v	v				v			v	v	v	
	12	v	v	v	v	-	-	v				v			v	v	v	
	13	-	-	v	v	-	-	v				v			v	v	v	
	26	v	v	v	v	v	-	v				v			v	v	v	
	66	v	v	v	v	v	v	v				v			v	v	v	
Frequency Stability	2				v			v						v		v		
	12				v	-	-	v						v		v		
	13	-	-		v	-	-	v						v		v		
	26				v		-	v						v		v		
	66				v			v						v		v		
E.R.P / E.I.R.P	2	v	v	v	v	v	v	v	v	v	v	v	v	v	v	v	v	
	12	v	v	v	v	-	-	v	v	v	v	v	v	v	v	v	v	
	13	-	-	v	v	-	-	v	v	v	v	v	v	v	v	v	v	
	26	v	v	v	v	v	-	v	v	v	v	v	v	v	v	v	v	
	66	v	v	v	v	v	v	v	v	v	v	v	v	v	v	v	v	
Radiated Spurious Emission	2	Worst Case															v	
	12	Worst Case															v	
	13	Worst Case															v	
	26	Worst Case															v	
	66	Worst Case															v	
Note	<ol style="list-style-type: none"> The mark "v " means that this configuration is chosen for testing The mark "- " means that this bandwidth is not supported. The device is investigated from 30MHz to 10 times of fundamental signal for radiated spurious emission test under different RB size/offset and modulations in exploratory test. Subsequently, only the worst case emissions are reported. LTE Band 26 overlaps the entire frequency range of LTE Band 5. Therefore, the test results provided in this report covers Band 5 and the portion of Band 26 subject to Part 22. LTE Band 66 overlaps the entire frequency range of LTE Band 4. Therefore, the test results provided in this report covers Band 66 as well as Band 4. LTE Band 12 overlaps the entire frequency range of LTE Band 17. Therefore, the test results provided in this report covers Band 12 as well as Band 17. 																	



Test Items	Band	Bandwidth (MHz)								Modulation				RB #			Test Channel			
		10+10	15+5	5+15	10+5	5+10	5+5	5+3	3+5	QPSK	16 QAM	64 QAM	256 QAM	1	Half	Full	L	M	H	
Max. Output Power	66B_CA	v	v	v	v	v	v	-	-	v	v	v	v	v	v	v	v	v	v	
26dB and 99% Bandwidth	66B_CA	v	v	v	v	v	v	-	-	v	v						v		v	
Conducted Band Edge	66B_CA	v	v	v	v	v	v	-	-	v	v	v		v		v	v		v	
Conducted Spurious Emission	66B_CA	v	v	v	v	v	v	-	-	v				v			v	v	v	
E.I.R.P.	66B_CA	v	v	v	v	v	v	-	-	v	v	v	v	v	v	v	v	v	v	
Radiated Spurious Emission	66B_CA	Worst Case																		v
Note	1. The mark "v" means that this configuration is chosen for testing 2. The mark "-" means that this bandwidth is not supported. 3. The device is investigated from 30MHz to 10 times of fundamental signal for radiated spurious emission test under different RB size/offset and modulations in exploratory test. Subsequently, only the worst case emissions are reported. 4. All test items are based on engineering evaluation. 5. For QAM modulation mode, the whole testing has assessed 16QAM&64QAM mode by referring to the higher conducted power																			

Test Items	Band	Bandwidth (MHz)										Modulation				RB #			Test Channel			
		20+20	20+15	20+10	20+5	15+20	15+15	15+10	10+20	10+15	5+20	QPSK	16 QAM	64 QAM	256 QAM	1	Half	Full	L	M	H	
Max. Output Power	66C_CA	v	v	v	v	v	v	v	v	v	v	v	v	v	v	v	v	v	v	v		
26dB and 99% Bandwidth	66C_CA	v	v	v	v	v	v	v	v	v	v	v	v							v		
Conducted Band Edge	66C_CA	v	v	v	v	v	v	v	v	v	v	v	v	v	v	v	v	v	v	v		
Conducted Spurious Emission	66C_CA	v	v	v	v	v	v	v	v	v	v	v					v			v	v	v
E.I.R.P.	66C_CA	v	v	v	v	v	v	v	v	v	v	v	v	v	v	v	v	v	v	v	v	
Radiated Spurious Emission	66C_CA	Worst Case																		v		
Note	1. The mark "v" means that this configuration is chosen for testing 2. The device is investigated from 30MHz to 10 times of fundamental signal for radiated spurious emission test under different RB size/offset and modulations in exploratory test. Subsequently, only the worst case emissions are reported. 3. All test items are based on engineering evaluation. 4. For QAM modulation mode, the whole testing has assessed 16QAM&64QAM mode by referring to the higher conducted power																					

2.2 Connection Diagram of Test System



2.3 Support Unit used in test configuration and system

Item	Equipment	Trade Name	Model No.	FCC ID	Data Cable	Power Cord
1.	Power Supply	GWINSTEK	PSS-2002	N/A	N/A	Unshielded, 1.8 m
2.	LTE Base Station	Anritsu	MT8820C	N/A	N/A	Unshielded, 1.8 m

2.4 Measurement Results Explanation Example

For all conducted test items:

The offset level is set in the spectrum analyzer to compensate the RF cable loss and attenuator factor between EUT conducted output port and spectrum analyzer. With the offset compensation, the spectrum analyzer reading level is exactly the EUT RF output level.

The spectrum analyzer offset is derived from RF cable loss and attenuator factor.

$$\text{Offset} = \text{RF cable loss} + \text{attenuator factor}.$$

Following shows an offset computation example with cable loss 4.5 dB and 10dB attenuator.

Example :

$$\begin{aligned} \text{Offset(dB)} &= \text{RF cable loss(dB)} + \text{attenuator factor(dB)}. \\ &= 4.5 + 10 = 14.5 \text{ (dB)} \end{aligned}$$



2.5 Frequency List of Low/Middle/High Channels

LTE Band 2 Channel and Frequency List				
BW [MHz]	Channel/Frequency(MHz)	Lowest	Middle	Highest
20	Channel	18700	18900	19100
	Frequency	1860	1880	1900
15	Channel	18675	18900	19125
	Frequency	1857.5	1880	1902.5
10	Channel	18650	18900	19150
	Frequency	1855	1880	1905
5	Channel	18625	18900	19175
	Frequency	1852.5	1880	1907.5
3	Channel	18615	18900	19185
	Frequency	1851.5	1880	1908.5
1.4	Channel	18607	18900	19193
	Frequency	1850.7	1880	1909.3

LTE Band 4 Channel and Frequency List				
BW [MHz]	Channel/Frequency(MHz)	Lowest	Middle	Highest
20	Channel	20050	20175	20300
	Frequency	1720	1732.5	1745
15	Channel	20025	20175	20325
	Frequency	1717.5	1732.5	1747.5
10	Channel	20000	20175	20350
	Frequency	1715	1732.5	1750
5	Channel	19975	20175	20375
	Frequency	1712.5	1732.5	1752.5
3	Channel	19965	20175	20385
	Frequency	1711.5	1732.5	1753.5
1.4	Channel	19957	20175	20393
	Frequency	1710.7	1732.5	1754.3



LTE Band 5 Channel and Frequency List				
BW [MHz]	Channel/Frequency(MHz)	Lowest	Middle	Highest
10	Channel	20450	20525	20600
	Frequency	829	836.5	844
5	Channel	20425	20525	20625
	Frequency	826.5	836.5	846.5
3	Channel	20415	20525	20635
	Frequency	825.5	836.5	847.5
1.4	Channel	20407	20525	20643
	Frequency	824.7	836.5	848.3

LTE Band 12 Channel and Frequency List				
BW [MHz]	Channel/Frequency(MHz)	Lowest	Middle	Highest
10	Channel	23060	23095	23130
	Frequency	704	707.5	711
5	Channel	23035	23095	23155
	Frequency	701.5	707.5	713.5
3	Channel	23025	23095	23165
	Frequency	700.5	707.5	714.5
1.4	Channel	23017	23095	23173
	Frequency	699.7	707.5	715.3

LTE Band 13 Channel and Frequency List				
BW [MHz]	Channel/Frequency(MHz)	Lowest	Middle	Highest
10	Channel	-	23230	-
	Frequency	-	782	-
5	Channel	23205	23230	23255
	Frequency	779.5	782	784.5



LTE Band 17 Channel and Frequency List				
BW [MHz]	Channel/Frequency(MHz)	Lowest	Middle	Highest
10	Channel	23780	23790	23800
	Frequency	709	710	711
5	Channel	23755	23790	23825
	Frequency	706.5	710	713.5

LTE Band 26 Channel and Frequency List				
BW [MHz]	Channel/Frequency(MHz)	Lowest	Middle	Highest
15	Channel	26865	26915	26965
	Frequency	831.5	836.5	841.5
10	Channel	26840	26915	26990
	Frequency	829	836.5	844
5	Channel	26815	26915	27015
	Frequency	826.5	836.5	846.5
3	Channel	26805	26915	27025
	Frequency	825.5	836.5	847.5
1.4	Channel	26797	26915	27033
	Frequency	824.7	836.5	848.3

LTE Band 66 Channel and Frequency List				
BW [MHz]	Channel/Frequency(MHz)	Lowest	Middle	Highest
20	Channel	132072	132322	132572
	Frequency	1720	1745	1770
15	Channel	132047	132322	132597
	Frequency	1717.5	1745	1772.5
10	Channel	132022	132322	132622
	Frequency	1715	1745	1775
5	Channel	131997	132322	132647
	Frequency	1712.5	1745	1777.5
3	Channel	131987	132322	132657
	Frequency	1711.5	1745	1778.5
1.4	Channel	131979	132322	132665
	Frequency	1710.7	1745	1779.3



LTE Band 66C_CA Channel and Frequency List					
BW [MHz]	Channel/Frequency(MHz)		Lowest	Middle	Highest
10 + 15	PCC	Channel	132025	132351	132477
		Frequency	1715.3	1747.9	1760.5
	SCC	Channel	132145	132471	132597
		Frequency	1727.3	1759.9	1772.5
15 + 10	PCC	Channel	132047	132373	132499
		Frequency	1717.5	1750.1	1762.7
	SCC	Channel	132167	132493	132619
		Frequency	1729.5	1762.1	1774.7
10 + 20	PCC	Channel	132027	132328	132428
		Frequency	1715.5	1745.6	1755.6
	SCC	Channel	132171	132472	132572
		Frequency	1729.9	1760	1770
20 + 10	PCC	Channel	132072	132373	132473
		Frequency	1720	1750.1	1760.1
	SCC	Channel	132216	132517	132617
		Frequency	1734.4	1764.5	1774.5
15 + 15	PCC	Channel	132047	132347	132447
		Frequency	1717.5	1747.5	1757.5
	SCC	Channel	132197	132497	132597
		Frequency	1732.5	1762.5	1772.5
15 + 20	PCC	Channel	132050	132325	132401
		Frequency	1717.8	1745.3	1752.9
	SCC	Channel	132221	132496	132572
		Frequency	1734.9	1762.4	1770
20 + 15	PCC	Channel	132072	132348	132423
		Frequency	1720	1747.6	1755.1
	SCC	Channel	132243	132519	132594
		Frequency	1737.1	1764.7	1772.2
20 + 5	PCC	Channel	132072	132397	132522
		Frequency	1720	1752.5	1765
	SCC	Channel	132189	132514	132639
		Frequency	1731.7	1764.2	1776.7



5 + 20	PCC	Channel	132005	132330	132455
		Frequency	1713.3	1745.8	1758.3
	SCC	Channel	132122	132447	132572
		Frequency	1725	1757.5	1770
20 + 20	PCC	Channel	132072	132323	132374
		Frequency	1720	1745.1	1750.2
	SCC	Channel	132270	132521	132572
		Frequency	1739.8	1764.9	1770

LTE Band 66B_CA Channel and Frequency List					
BW [MHz]	Channel/Frequency(MHz)		Lowest	Middle	Highest
5 + 5	PCC	Channel	131997	132398	132599
		Frequency	1712.5	1752.6	1772.7
	SCC	Channel	132045	132446	132647
		Frequency	1717.3	1757.4	1777.5
5 + 10	PCC	Channel	132000	132375	132550
		Frequency	1712.8	1750.3	1767.8
	SCC	Channel	132072	132447	132622
		Frequency	1720	1757.5	1775
10 + 5	PCC	Channel	132022	132397	132572
		Frequency	1715	1752.5	1770
	SCC	Channel	132094	132469	132644
		Frequency	1722.2	1759.7	1777.2
5 + 15	PCC	Channel	132002	132353	132504
		Frequency	1713	1748.1	1763.2
	SCC	Channel	132095	132446	132597
		Frequency	1722.3	1757.4	1772.5
15 + 5	PCC	Channel	132047	132398	132549
		Frequency	1717.5	1752.6	1767.7
	SCC	Channel	132140	132491	132642
		Frequency	1726.8	1761.9	1777
10 + 10	PCC	Channel	132022	132373	132523
		Frequency	1715	1750.1	1765.1
	SCC	Channel	132121	132472	132622
		Frequency	1724.9	1760	1775

3 Conducted Test Items

3.1 Measuring Instruments

See list of measuring instruments of this test report.

3.2 Test Setup

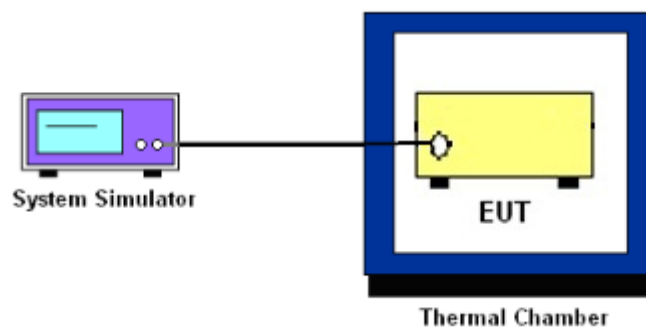
3.2.1 Conducted Output Power



3.2.2 Peak-to-Average Ratio, Occupied Bandwidth ,Conducted Band-Edge and Conducted Spurious Emission



3.2.3 Frequency Stability



3.3 Test Result of Conducted Test

Please refer to Appendix A.



3.4 Conducted Output Power and ERP/EIRP

3.4.1 Description of the Conducted Output Power Measurement and ERP/EIRP Measurement

A system simulator was used to establish communication with the EUT. Its parameters were set to force the EUT transmitting at maximum output power. The measured power in the radio frequency on the transmitter output terminals shall be reported.

The ERP of mobile transmitters must not exceed 7 Watts for LTE Band 5 and Band 26.

The ERP of mobile transmitters must not exceed 3 Watts for LTE Band 12, Band 13 and Band 17.

The EIRP of mobile transmitters must not exceed 2 Watts for LTE Band 2.

The EIRP of mobile transmitters must not exceed 1 Watts for LTE Band 4 and Band 66.

According to KDB 412172 D01 Power Approach,

$EIRP = P_T + G_T - L_C$, $ERP = EIRP - 2.15$, where

P_T = transmitter output power in dBm

G_T = gain of the transmitting antenna in dBi

L_C = signal attenuation in the connecting cable between the transmitter and antenna in dB

3.4.2 Test Procedures

1. The testing follows ANSI C63.26 Section 5.2
2. The transmitter output port was connected to the system simulator.
3. Set EUT at maximum power through the system simulator.
4. Select lowest, middle, and highest channels for each band and different modulation.
5. Measure and record the power level from the system simulator.



3.5 Peak-to-Average Ratio

3.5.1 Description of the PAR Measurement

Power Complementary Cumulative Distribution Function (CCDF) curves provide a means for characterizing the power peaks of a digitally modulated signal on a statistical basis. A CCDF curve depicts the probability of the peak signal amplitude exceeding the average power level. Most contemporary measurement instrumentation include the capability to produce CCDF curves for an input signal provided that the instrument's resolution bandwidth can be set wide enough to accommodate the entire input signal bandwidth. In measuring transmissions in this band using an average power technique, the peak-to-average ratio (PAR) of the transmission may not exceed 13 dB.

3.5.2 Test Procedures

1. The testing follows ANSI C63.26 Section 5.2.3.4 (CCDF).
2. The EUT was connected to spectrum and system simulator via a power divider.
3. Set the CCDF (Complementary Cumulative Distribution Function) option in spectrum analyzer.
4. The highest RF powers were measured and recorded the maximum PAPR level associated with a probability of 0.1 %.
5. Record the deviation as Peak to Average Ratio.



3.6 Occupied Bandwidth

3.6.1 Description of Occupied Bandwidth Measurement

The occupied bandwidth is the width of a frequency band such that, below the lower and above the upper frequency limits, the mean powers emitted are each equal to a specified percentage 0.5% of the total mean transmitted power.

The 26 dB emission bandwidth is defined as the frequency range between two points, one above and one below the carrier frequency, at which the spectral density of the emission is attenuated 26 dB below the maximum in-band spectral density of the modulated signal. Spectral density (power per unit bandwidth) is to be measured with a detector of resolution bandwidth equal to approximately 1.0% of the emission bandwidth.

3.6.2 Test Procedures

1. The testing follows ANSI C63.26 Section 5.4
2. The EUT was connected to spectrum analyzer and system simulator via a power divider.
3. The spectrum analyzer center frequency is set to the nominal EUT channel center frequency. The span range for the spectrum analyzer shall be between two and five times the anticipated OBW.
4. The nominal resolution bandwidth (RBW) shall be in the range of 1 to 5 % of the anticipated OBW, and the VBW shall be at least 3 times the RBW.
5. Set the detection mode to peak, and the trace mode to max hold.
6. Determine the reference value: Set the EUT to transmit a modulated signal. Allow the trace to stabilize. Set the spectrum analyzer marker to the highest level of the displayed trace.
(this is the reference value)
7. Determine the “-26 dB down amplitude” as equal to (Reference Value – X).
8. Place two markers, one at the lowest and the other at the highest frequency of the envelope of the spectral display such that each marker is at or slightly below the “-X dB down amplitude” determined in step 6. If a marker is below this “-X dB down amplitude” value it shall be placed as close as possible to this value. The OBW is the positive frequency difference between the two markers.
9. Use the 99 % power bandwidth function of the spectrum analyzer and report the measured bandwidth.



3.7 Conducted Band Edge

3.7.1 Description of Conducted Band Edge Measurement

22.917(a)

For operations in the 824 – 849 MHz band, the FCC limit is $43 + 10\log_{10}(P[\text{Watts}])$ dB below the transmitter power P(Watts) in a 100kHz bandwidth. However, in the 1MHz bands immediately outside and adjacent to the licensee's frequency block, a resolution bandwidth of at least one percent of the emission bandwidth of the fundamental emission of the transmitter may be employed.

24.238 (a)

For operations in the 1850-1910 and 1930-1990 MHz band, the FCC limit is $43 + 10\log_{10}(P[\text{Watts}])$ dB below the transmitter power P(Watts) in a 1MHz bandwidth. However, in the 1 MHz bands immediately outside and adjacent to the frequency block a resolution bandwidth of at least one percent of the emission bandwidth of the fundamental emission of the transmitter may be employed.

27.53 (c)

For operations in the 776-788 MHz band, the FCC limit is $43 + 10\log_{10}(P[\text{Watts}])$ dB below the transmitter power P(Watts) in a 100 kHz bandwidth. However, in the 100 kHz bands immediately outside and adjacent to the frequency block, a resolution bandwidth of at least 30 kHz may be employed. In addition, the power of any unwanted emissions in any 6.25 kHz bandwidth for all frequencies between 763-775 MHz and 793-806 MHz shall be attenuated below the transmitter power, P (dBW), by at least $65 + 10 \log_{10} p(\text{watts})$, dB, for mobile and portable equipment.

27.53 (g)

For operations in the 600MHz band and 698 -746 MHz band, the FCC limit is $43 + 10\log_{10}(P[\text{Watts}])$ dB below the transmitter power P(Watts) in a 100 kHz bandwidth. However, in the 100 kilohertz bands immediately outside and adjacent to a licensee's frequency block, a resolution bandwidth of at least 30 kHz may be employed.

27.53 (h)

For operations in the 1710 – 1755 MHz band, the FCC limit is $43 + 10\log_{10}(P[\text{Watts}])$ dB below the transmitter power P(Watts) in a 1 MHz bandwidth. However, in the 1MHz bands immediately outside and adjacent to the licensee's frequency block, a resolution bandwidth of at least one percent of the emission bandwidth of the fundamental emission of the transmitter may be employed.



3.7.2 Test Procedures

1. The testing follows ANSI C63.26 section 5.7
2. The EUT was connected to spectrum analyzer and system simulator via a power divider.
3. The band edges of low and high channels for the highest RF powers were measured.
4. Set RBW \geq 1% EBW in the 1MHz band immediately outside and adjacent to the band edge.
5. Beyond the 1 MHz band from the band edge, RBW=1MHz was used or a narrower RBW was used and the measured power was integrated over the full required measurement bandwidth of 1 MHz.
6. Set spectrum analyzer with RMS detector.
7. The RF fundamental frequency should be excluded against the limit line in the operating frequency band.
8. Checked that all the results comply with the emission limit line.

Example:

The limit line is derived from $43 + 10\log(P)$ dB below the transmitter power P(Watts)

$$= P(W) - [43 + 10\log(P)] \text{ (dB)}$$

$$= [30 + 10\log(P)] \text{ (dBm)} - [43 + 10\log(P)] \text{ (dB)} = -13\text{dBm}.$$

9. When using the integration method, the starting frequency of the integration shall be centered at one-half of the RBW away from the band edge.



3.8 Conducted Spurious Emission

3.8.1 Description of Conducted Spurious Emission Measurement

The power of any emission outside of the authorized operating frequency ranges must be lower than the transmitter power (P) by a factor of at least $43 + 10 \log (P)$ dB.

It is measured by means of a calibrated spectrum analyzer and scanned from 30 MHz up to a frequency including its 10th harmonic.

3.8.2 Test Procedures

1. The testing follows ANSI C63.26 section 5.7
2. The EUT was connected to spectrum analyzer and system simulator via a power divider.
3. The RF output of EUT was connected to the spectrum analyzer by RF cable and attenuator. The path loss was compensated to the results for each measurement.
4. The middle channel for the highest RF power within the transmitting frequency was measured.
5. The conducted spurious emission for the whole frequency range was taken.
6. Make the measurement with the spectrum analyzer's RBW = 1MHz, VBW = 3MHz.
7. Set spectrum analyzer with RMS detector.
8. Taking the record of maximum spurious emission.
9. The RF fundamental frequency should be excluded against the limit line in the operating frequency band.
10. The limit line is derived from $43 + 10\log(P)$ dB below the transmitter power P(Watts)
= P(W)- [43 + 10log(P)] (dB)
= [30 + 10log(P)] (dBm) - [43 + 10log(P)] (dB)
= -13dBm.



3.9 Frequency Stability

3.9.1 Description of Frequency Stability Measurement

The frequency stability shall be measured by variation of ambient temperature and variation of primary supply voltage to ensure that the fundamental emission stays within the authorized frequency block. The frequency stability of the transmitter shall be maintained within $\pm 0.00025\%$ ($\pm 2.5\text{ppm}$) of the center frequency.

3.9.2 Test Procedures for Temperature Variation

1. The testing follows ANSI C63.26 section 5.6.4
2. The EUT was set up in the thermal chamber and connected with the system simulator.
3. With power OFF, the temperature was decreased to -30°C and the EUT was stabilized before testing. Power was applied and the maximum change in frequency was recorded within one minute.
4. With power OFF, the temperature was raised in 10°C step up to 50°C . The EUT was stabilized at each step for at least half an hour. Power was applied and the maximum frequency change was recorded within one minute.

3.9.3 Test Procedures for Voltage Variation

1. The testing follows ANSI C63.26 section 5.6.5
2. The EUT was placed in a temperature chamber at $20\pm 5^{\circ}\text{C}$ and connected with the system simulator.
3. The power supply voltage to the EUT was varied from 85% to 115% of the nominal value for other than hand carried battery equipment.
4. For hand carried, battery powered equipment, reduce the primary ac or dc supply voltage to the battery operating end point, which shall be specified by the manufacturer.
5. The variation in frequency was measured for the worst case.

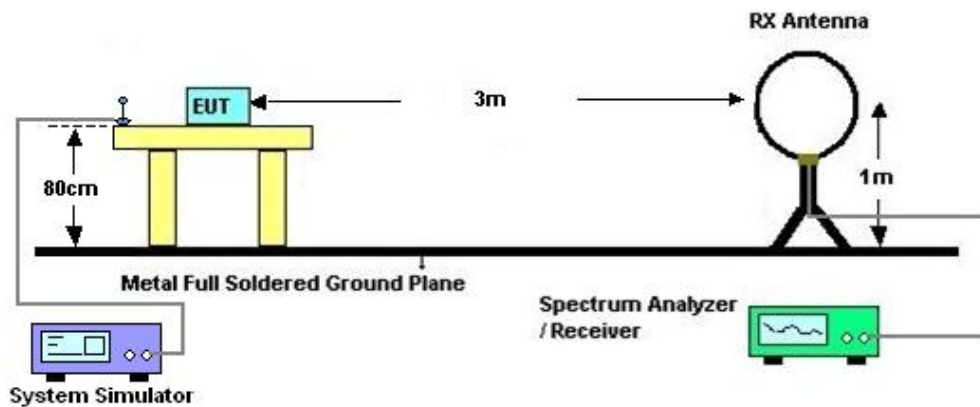
4 Radiated Test Items

4.1 Measuring Instruments

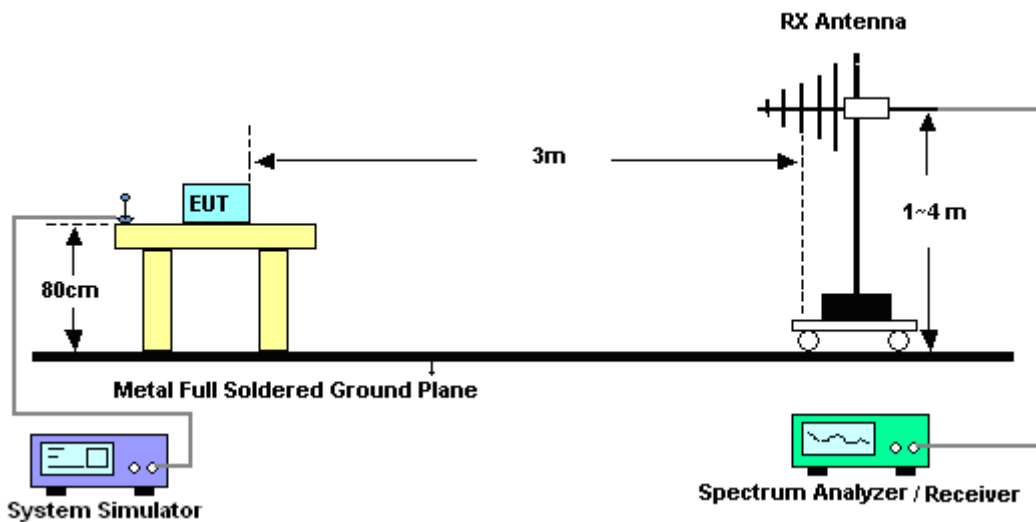
See list of measuring instruments of this test report.

4.2 Test Setup

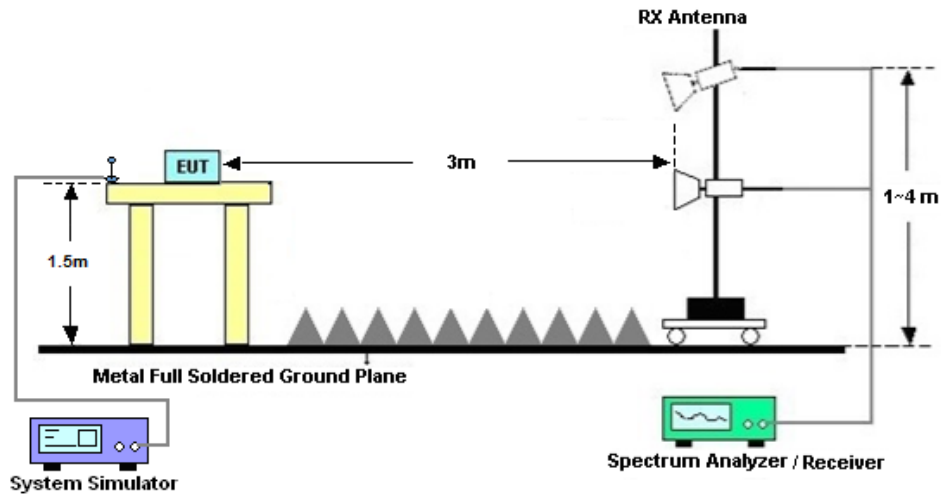
4.2.1 For radiated test below 30MHz



4.2.2 For radiated test from 30MHz to 1GHz



4.2.3 For radiated test above 1GHz



4.3 Test Result of Radiated Test

The low frequency, which started from 9 kHz to 30MHz, was pre-scanned and the result which was 20dB lower than the limit line was not reported.

Please refer to Appendix B.



4.4 Radiated Spurious Emission

4.4.1 Description of Radiated Spurious Emission

The radiated spurious emission was measured by substitution method according to ANSI C63.26. The power of any emission outside of the authorized operating frequency ranges must be attenuated below the transmitter power (P) by a factor of at least $43 + 10 \log (P)$ dB.

For LTE Band 13

For operations in the 746-758 MHz, 775-788 MHz, and 805-806 MHz bands, emissions in the band 1559-1610 MHz shall be limited to -70 dBW/MHz equivalent isotropically radiated power (EIRP) for wideband signals, and -80 dBW EIRP for discrete emissions of less than 700 Hz bandwidth.

The spectrum is scanned from 30 MHz up to a frequency including its 10th harmonic.

4.4.2 Test Procedures

1. The testing follows ANSI C63.26 Section 5.5
2. The EUT was placed on a turntable with 0.8 meter height for frequency below 1GHz and 1.5 meter height for frequency above 1GHz respectively above ground.
3. The EUT was set 3 meters from the receiving antenna mounted on the antenna tower.
4. The table was rotated 360 degrees to determine the position of the highest spurious emission.
5. The height of the receiving antenna is varied between 1m to 4m to search the maximum spurious emission for both horizontal and vertical polarizations.
6. During the measurement, the system simulator parameters were set to force the EUT transmitting at maximum output power.
7. Make the measurement with the spectrum analyzer's RBW = 1MHz, VBW = 3MHz, taking the record of maximum spurious emission.
8. A horn antenna was substituted in place of the EUT and was driven by a signal generator.
9. Tune the output power of signal generator to the same emission level with EUT maximum spurious emission.
10. $EIRP \text{ (dBm)} = S.G. \text{ Power} - Tx \text{ Cable Loss} + Tx \text{ Antenna Gain}$
11. $ERP \text{ (dBm)} = EIRP - 2.15$
12. The RF fundamental frequency should be excluded against the limit line in the operating frequency band.



5 List of Measuring Equipment

Instrument	Manufacturer	Model No.	Serial No.	Characteristics	Calibration Date	Test Date	Due Date	Remark
Spectrum Analyzer	R&S	FSV40	101078	10Hz~40GHz	Apr. 06, 2023	Jan. 08, 2024~ Jan. 17, 2024	Apr. 05, 2024	Conducted (TH01-SZ)
DC Power Supply	TTI	PL330P	290070	Max 32V , 3A	Oct. 16, 2023	Jan. 08, 2024~ Jan. 17, 2024	Oct. 15, 2024	Conducted (TH01-SZ)
Power Divider	TOJOIN	PS-2SM-04 265	60.06.020.007 7	0.4GHz~26.5GHz	Dec. 25, 2023	Jan. 08, 2024~ Jan. 17, 2024	Dec. 24, 2024	Conducted (TH01-SZ)
Thermal Chamber	Ten Billion Hongzhangroup	LP-150U	H2014081803	-40~+150°C	Jul. 05, 2023	Jan. 08, 2024~ Jan. 17, 2024	Jul. 04, 2024	Conducted (TH01-SZ)
EMI Test Receiver&SA	KEYSIGHT	N9038A	MY54450083	20Hz~8.4GHz	Apr. 04, 2023	Jan. 17, 2024	Apr. 03, 2024	Radiation (03CH03-SZ)
EXA Spectrum Analyzer	KEYSIGHT	N9010A	MY55150246	10Hz~44GHz;	Apr. 04, 2023	Jan. 17, 2024	Apr. 03, 2024	Radiation (03CH03-SZ)
Loop Antenna	R&S	HFH2-Z2	100354	9kHz~30MHz	Jun. 28, 2022	Jan. 17, 2024	Jun. 27, 2024	Radiation (03CH03-SZ)
Bilog Antenna	TeseQ	CBL6112D	35408	30MHz~2GHz	Aug. 20, 2023	Jan. 17, 2024	Aug. 19, 2025	Radiation (03CH03-SZ)
Double Ridge Horn Antenna	SCHWARZBECK	BBHA9120D	9120D-1355	1GHz~18GHz	Apr. 08, 2023	Jan. 17, 2024	Apr. 07, 2024	Radiation (03CH03-SZ)
SHF-EHF Horn	com-power	AH-840	101071	18GHz~40GHz	Apr. 08, 2023	Jan. 17, 2024	Apr. 07, 2024	Radiation (03CH03-SZ)
Amplifier	Burgeon	BPA-530	102211	0.01Hz ~3000MHz	Oct. 18, 2023	Jan. 17, 2024	Oct. 17, 2024	Radiation (03CH03-SZ)
Amplifier	Agilent Technologies	83017A	MY39501302	500MHz~26.5GHz	Dec. 27, 2023	Jan. 17, 2024	Dec. 26, 2024	Radiation (03CH03-SZ)
HF Amplifier	MITEQ	TTA1840-35 -HG	1871923	18GHz~40GHz	Jul. 07, 2023	Jan. 17, 2024	Jul. 06, 2024	Radiation (03CH03-SZ)
AC Power Source	Chroma	61601	616010002729	N/A	Oct. 18, 2023	Jan. 17, 2024	Oct. 17, 2024	Radiation (03CH03-SZ)
Turn Table	EM	EM1000	N/A	0~360 degree	NCR	Jan. 17, 2024	NCR	Radiation (03CH03-SZ)
Antenna Mast	EM	EM1000	N/A	1 m~4 m	NCR	Jan. 17, 2024	NCR	Radiation (03CH03-SZ)
Thermo meter	Anymetre	JR593	#11	- 10°C ~ 50°C 10%RH~99%RH	Oct. 19, 2023	Jan. 17, 2024	Oct. 18, 2024	Radiation (03CH03-SZ)

NCR: No Calibration Required



6 Measurement Uncertainty

The measurement uncertainties shown below were calculated in accordance with the requirements of ANSI 63.26-2015. All the measurement uncertainty value were shown with a coverage K=2 to indicate 95% level of confidence. The measurement data show herein meets or exceeds the CISPR measurement uncertainty values specified in CISPR 16-4-2 and can be compared directly to specified limit to determine compliance.

Uncertainty of Conducted Measurement

Test Item	Uncertainty
Conducted Spurious Emission & Bandedge	±1.34 dB
Occupied Channel Bandwidth	±0.012 MHz
Conducted Power	±1.34 dB
Peak to Average Ratio	±1.34 dB
Frequency Stability	±1.3 Hz

Uncertainty of Radiated Emission Measurement (9 KHz ~ 30 MHz)

Measuring Uncertainty for a Level of Confidence of 95% (U = 2Uc(y))	2.8 dB
---	--------

Uncertainty of Radiated Emission Measurement (30 MHz ~ 1 GHz)

Measuring Uncertainty for a Level of Confidence of 95% (U = 2Uc(y))	3.0 dB
---	--------

Uncertainty of Radiated Emission Measurement (1 GHz ~ 18 GHz)

Measuring Uncertainty for a Level of Confidence of 95% (U = 2Uc(y))	3.6 dB
---	--------

Uncertainty of Radiated Emission Measurement (18 GHz ~ 40 GHz)

Measuring Uncertainty for a Level of Confidence of 95% (U = 2Uc(y))	3.8 dB
---	--------

----- THE END -----



Appendix A. Test Results of Conducted Test

Test Engineer :	Fly Liang	Temperature :	24~26°C
		Relative Humidity :	50~53%

Conducted Output Power(Average power)

LTE Band 2_Ant.31

BW [MHz]	Modulation	RB Size	RB Offset	Power Low Ch. / Freq.	Power Middle Ch. / Freq.	Power High Ch. / Freq.
Channel				18700	18900	19100
Frequency (MHz)				1860	1880	1900
20	QPSK	1	0	22.38	22.31	22.36
20	QPSK	1	49	22.42	22.63	22.47
20	QPSK	1	99	22.39	22.43	22.39
20	QPSK	50	0	21.43	21.60	21.50
20	QPSK	50	24	21.42	21.48	21.47
20	QPSK	50	50	21.42	21.50	21.46
20	QPSK	100	0	21.39	21.54	21.44
20	16QAM	1	0	21.53	21.81	21.80
20	16QAM	1	49	21.64	21.77	21.78
20	16QAM	1	99	21.65	21.88	21.84
20	16QAM	50	0	20.43	20.49	20.53
20	16QAM	50	24	20.45	20.59	20.50
20	16QAM	50	50	20.53	20.59	20.49
20	16QAM	100	0	20.48	20.43	20.44
20	64QAM	1	0	20.78	20.59	20.81
20	64QAM	1	49	20.73	20.71	20.81
20	64QAM	1	99	20.77	20.74	20.93
20	64QAM	50	0	19.44	19.52	19.33
20	64QAM	50	24	19.42	19.49	19.54
20	64QAM	50	50	19.52	19.69	19.47
20	64QAM	100	0	19.47	19.52	19.44
20	256QAM	1	0	17.49	17.46	17.38
20	256QAM	1	49	17.42	17.51	17.43
20	256QAM	1	99	17.41	17.43	17.37
20	256QAM	50	0	17.44	17.48	17.47
20	256QAM	50	24	17.45	17.42	17.45
20	256QAM	50	50	17.34	17.44	17.39
20	256QAM	100	0	17.43	17.47	17.50
Channel				18675	18900	19125
Frequency (MHz)				1857.5	1880	1902.5
15	QPSK	1	0	22.28	22.24	22.25
15	QPSK	1	37	22.36	22.56	22.31
15	QPSK	1	74	22.35	22.30	22.31
15	QPSK	36	0	21.29	21.35	21.36
15	QPSK	36	20	21.34	21.42	21.52



15	QPSK	36	39	21.35	21.49	21.38
15	QPSK	75	0	21.32	21.44	21.35
15	16QAM	1	0	21.49	21.71	21.77
15	16QAM	1	37	21.46	21.77	21.69
15	16QAM	1	74	21.57	21.90	21.74
15	16QAM	36	0	20.29	20.38	20.45
15	16QAM	36	20	20.44	20.51	20.42
15	16QAM	36	39	20.42	20.52	20.38
15	16QAM	75	0	20.39	20.30	20.32
15	64QAM	1	0	20.59	20.46	20.70
15	64QAM	1	37	20.56	20.64	20.71
15	64QAM	1	74	20.59	20.67	20.81
15	64QAM	36	0	19.29	19.44	19.27
15	64QAM	36	20	19.36	19.38	19.49
15	64QAM	36	39	19.41	19.60	19.33
15	64QAM	75	0	19.35	19.39	19.35
15	256QAM	1	0	17.49	17.45	17.40
15	256QAM	1	37	17.43	17.53	17.33
15	256QAM	1	74	17.35	17.46	17.33
15	256QAM	36	0	17.38	17.46	17.41
15	256QAM	36	20	17.39	17.39	17.36
15	256QAM	36	39	17.30	17.40	17.35
15	256QAM	75	0	17.33	17.38	17.41
Channel				18650	18900	19150
Frequency (MHz)				1855	1880	1905
10	QPSK	1	0	22.27	22.19	22.28
10	QPSK	1	25	22.31	22.38	22.45
10	QPSK	1	49	22.39	22.37	22.33
10	QPSK	25	0	21.23	21.39	21.39
10	QPSK	25	12	21.39	21.42	21.41
10	QPSK	25	25	21.23	21.38	21.43
10	QPSK	50	0	21.26	21.30	21.53
10	16QAM	1	0	21.52	21.71	21.74
10	16QAM	1	25	21.50	21.75	21.67
10	16QAM	1	49	21.53	21.72	21.81
10	16QAM	25	0	20.30	20.41	20.40
10	16QAM	25	12	20.38	20.37	20.48
10	16QAM	25	25	20.35	20.45	20.51
10	16QAM	50	0	20.38	20.38	20.39
10	64QAM	1	0	20.68	20.75	20.56
10	64QAM	1	25	20.58	20.75	20.64
10	64QAM	1	49	20.58	20.82	20.67
10	64QAM	25	0	19.30	19.24	19.42
10	64QAM	25	12	19.38	19.41	19.30
10	64QAM	25	25	19.38	19.36	19.55
10	64QAM	50	0	19.39	19.27	19.38
10	256QAM	1	0	17.42	17.46	17.41
10	256QAM	1	25	17.38	17.48	17.46
10	256QAM	1	49	17.40	17.45	17.35
10	256QAM	25	0	17.34	17.48	17.38



10	256QAM	25	12	17.40	17.35	17.43
10	256QAM	25	25	17.32	17.43	17.33
10	256QAM	50	0	17.38	17.48	17.40
Channel				18625	18900	19175
Frequency (MHz)				1852.5	1880	1907.5
5	QPSK	1	0	22.39	22.29	22.32
5	QPSK	1	12	22.36	22.38	22.55
5	QPSK	1	24	22.31	22.37	22.41
5	QPSK	12	0	21.29	21.40	21.35
5	QPSK	12	7	21.36	21.51	21.45
5	QPSK	12	13	21.30	21.45	21.50
5	QPSK	25	0	21.32	21.32	21.49
5	16QAM	1	0	21.39	21.72	21.71
5	16QAM	1	12	21.53	21.66	21.69
5	16QAM	1	24	21.59	21.85	21.82
5	16QAM	12	0	20.32	20.47	20.44
5	16QAM	12	7	20.35	20.41	20.48
5	16QAM	12	13	20.34	20.45	20.52
5	16QAM	25	0	20.38	20.39	20.42
5	64QAM	1	0	20.66	20.70	20.53
5	64QAM	1	12	20.58	20.64	20.61
5	64QAM	1	24	20.55	20.78	20.64
5	64QAM	12	0	19.34	19.17	19.38
5	64QAM	12	7	19.43	19.43	19.39
5	64QAM	12	13	19.36	19.41	19.66
5	64QAM	25	0	19.46	19.33	19.34
5	256QAM	1	0	17.48	17.45	17.32
5	256QAM	1	12	17.35	17.47	17.35
5	256QAM	1	24	17.35	17.33	17.28
5	256QAM	12	0	17.46	17.49	17.37
5	256QAM	12	7	17.35	17.32	17.46
5	256QAM	12	13	17.25	17.37	17.34
5	256QAM	25	0	17.42	17.47	17.51
Channel				18615	18900	19185
Frequency (MHz)				1851.5	1880	1908.5
3	QPSK	1	0	22.27	22.19	22.30
3	QPSK	1	8	22.37	22.31	22.49
3	QPSK	1	14	22.32	22.32	22.33
3	QPSK	8	0	21.29	21.43	21.40
3	QPSK	8	4	21.36	21.43	21.43
3	QPSK	8	7	21.22	21.41	21.42
3	QPSK	15	0	21.33	21.35	21.42
3	16QAM	1	0	21.51	21.81	21.72
3	16QAM	1	8	21.49	21.74	21.71
3	16QAM	1	14	21.55	21.74	21.77
3	16QAM	8	0	20.36	20.47	20.36
3	16QAM	8	4	20.46	20.37	20.51
3	16QAM	8	7	20.43	20.45	20.56
3	16QAM	15	0	20.45	20.41	20.37
3	64QAM	1	0	20.71	20.79	20.49



3	64QAM	1	8	20.55	20.72	20.61
3	64QAM	1	14	20.56	20.84	20.56
3	64QAM	8	0	19.34	19.21	19.42
3	64QAM	8	4	19.41	19.43	19.29
3	64QAM	8	7	19.39	19.44	19.56
3	64QAM	15	0	19.46	19.27	19.41
3	256QAM	1	0	17.47	17.47	17.33
3	256QAM	1	8	17.42	17.42	17.40
3	256QAM	1	14	17.39	17.41	17.28
3	256QAM	8	0	17.36	17.45	17.38
3	256QAM	8	4	17.41	17.41	17.35
3	256QAM	8	7	17.32	17.43	17.29
3	256QAM	15	0	17.34	17.42	17.50
Channel				18607	18900	19193
Frequency (MHz)				1850.7	1880	1909.3
1.4	QPSK	1	0	22.36	22.27	22.29
1.4	QPSK	1	3	22.34	22.38	22.54
1.4	QPSK	1	5	22.38	22.35	22.38
1.4	QPSK	3	0	22.34	22.17	22.27
1.4	QPSK	3	1	22.28	22.33	22.52
1.4	QPSK	3	3	22.28	22.27	22.37
1.4	QPSK	6	0	21.31	21.39	21.50
1.4	16QAM	1	0	21.49	21.79	21.76
1.4	16QAM	1	3	21.56	21.72	21.75
1.4	16QAM	1	5	21.61	21.82	21.87
1.4	16QAM	3	0	21.39	21.78	21.66
1.4	16QAM	3	1	21.54	21.68	21.66
1.4	16QAM	3	3	21.58	21.74	21.86
1.4	16QAM	6	0	20.46	20.39	20.40
1.4	64QAM	1	0	20.68	20.79	20.54
1.4	64QAM	1	3	20.63	20.73	20.61
1.4	64QAM	1	5	20.59	20.90	20.64
1.4	64QAM	3	0	20.61	20.72	20.47
1.4	64QAM	3	1	20.55	20.67	20.53
1.4	64QAM	3	3	20.51	20.89	20.56
1.4	64QAM	6	0	19.45	19.35	19.43
1.4	256QAM	1	0	17.41	17.39	17.28
1.4	256QAM	1	3	17.33	17.50	17.35
1.4	256QAM	1	5	17.34	17.37	17.30
1.4	256QAM	3	0	17.40	17.39	17.49
1.4	256QAM	3	1	17.48	17.44	17.36
1.4	256QAM	3	3	17.33	17.36	17.39
1.4	256QAM	6	0	17.43	17.49	17.51



LTE Band 4_Ant.13

BW [MHz]	Modulation	RB Size	RB Offset	Power Low Ch. / Freq.	Power Middle Ch. / Freq.	Power High Ch. / Freq.
Channel				20050	20175	20300
Frequency (MHz)				1720	1732.5	1745
20	QPSK	1	0	23.03	22.93	22.87
20	QPSK	1	49	23.19	23.20	23.00
20	QPSK	1	99	22.87	22.97	22.95
20	QPSK	50	0	22.08	22.11	22.09
20	QPSK	50	24	22.02	22.03	22.01
20	QPSK	50	50	22.00	22.07	21.91
20	QPSK	100	0	22.01	22.02	21.98
20	16QAM	1	0	21.80	22.57	22.28
20	16QAM	1	49	21.90	22.49	22.07
20	16QAM	1	99	21.98	21.97	22.06
20	16QAM	50	0	20.86	20.95	21.06
20	16QAM	50	24	21.05	20.98	21.06
20	16QAM	50	50	20.88	21.04	20.98
20	16QAM	100	0	21.10	21.05	20.99
20	64QAM	1	0	20.89	21.30	21.39
20	64QAM	1	49	21.52	20.97	20.89
20	64QAM	1	99	21.46	21.41	21.21
20	64QAM	50	0	19.97	20.02	20.01
20	64QAM	50	24	20.07	19.91	20.04
20	64QAM	50	50	19.99	20.01	20.05
20	64QAM	100	0	20.08	19.93	20.02
20	256QAM	1	0	18.36	18.39	18.34
20	256QAM	1	49	18.14	18.18	18.10
20	256QAM	1	99	18.38	18.37	18.29
20	256QAM	50	0	18.30	18.31	18.33
20	256QAM	50	24	18.36	18.35	18.25
20	256QAM	50	50	18.38	18.42	18.41
20	256QAM	100	0	18.28	18.34	18.36
Channel				20025	20175	20325
Frequency (MHz)				1717.5	1732.5	1747.5
15	QPSK	1	0	23.02	22.87	22.80
15	QPSK	1	37	22.92	23.10	22.92
15	QPSK	1	74	23.18	22.81	22.97
15	QPSK	36	0	21.99	22.04	22.05
15	QPSK	36	20	22.03	21.96	21.94
15	QPSK	36	39	21.91	22.06	21.90
15	QPSK	75	0	21.96	21.99	21.95
15	16QAM	1	0	21.70	22.48	22.25
15	16QAM	1	37	21.87	22.44	21.99
15	16QAM	1	74	21.92	21.94	22.00
15	16QAM	36	0	20.84	20.91	20.98
15	16QAM	36	20	21.00	20.88	21.02
15	16QAM	36	39	20.87	20.96	20.96
15	16QAM	75	0	21.01	20.95	20.97



15	64QAM	1	0	20.86	21.26	21.33
15	64QAM	1	37	21.46	20.93	20.79
15	64QAM	1	74	21.41	21.31	21.19
15	64QAM	36	0	19.91	19.95	19.97
15	64QAM	36	20	20.02	19.88	19.99
15	64QAM	36	39	19.96	19.98	20.02
15	64QAM	75	0	20.02	19.85	19.99
15	256QAM	1	0	18.34	18.36	18.34
15	256QAM	1	37	18.11	18.10	18.06
15	256QAM	1	74	18.28	18.28	18.28
15	256QAM	36	0	18.22	18.24	18.24
15	256QAM	36	20	18.39	18.31	18.19
15	256QAM	36	39	18.31	18.33	18.41
15	256QAM	75	0	18.24	18.26	18.26
Channel				20000	20175	20350
Frequency (MHz)				1715	1732.5	1750
10	QPSK	1	0	23.00	22.87	22.82
10	QPSK	1	25	22.94	23.12	22.89
10	QPSK	1	49	23.14	22.89	22.96
10	QPSK	25	0	21.97	22.05	22.02
10	QPSK	25	12	22.01	21.97	21.91
10	QPSK	25	25	21.97	22.06	21.85
10	QPSK	50	0	21.99	22.00	21.93
10	16QAM	1	0	21.76	22.54	22.24
10	16QAM	1	25	21.83	22.46	21.99
10	16QAM	1	49	21.96	21.89	21.99
10	16QAM	25	0	20.78	20.87	20.97
10	16QAM	25	12	21.01	20.95	20.99
10	16QAM	25	25	20.85	20.97	20.88
10	16QAM	50	0	21.07	21.02	20.91
10	64QAM	1	0	20.87	21.26	21.37
10	64QAM	1	25	21.47	20.92	20.84
10	64QAM	1	49	21.44	21.35	21.17
10	64QAM	25	0	19.96	19.93	19.92
10	64QAM	25	12	20.01	19.82	20.03
10	64QAM	25	25	19.90	19.92	20.00
10	64QAM	50	0	20.02	19.87	19.94
10	256QAM	1	0	18.33	18.34	18.28
10	256QAM	1	25	18.16	18.10	18.05
10	256QAM	1	49	18.28	18.30	18.30
10	256QAM	25	0	18.20	18.28	18.24
10	256QAM	25	12	18.32	18.34	18.23
10	256QAM	25	25	18.31	18.41	18.32
10	256QAM	50	0	18.28	18.29	18.34
Channel				19975	20175	20375
Frequency (MHz)				1712.5	1732.5	1752.5
5	QPSK	1	0	23.02	22.85	22.79
5	QPSK	1	12	22.93	23.10	22.87
5	QPSK	1	24	23.10	22.82	22.97
5	QPSK	12	0	21.98	22.04	22.04



5	QPSK	12	7	22.00	21.95	21.97
5	QPSK	12	13	21.97	22.06	21.84
5	QPSK	25	0	22.01	21.96	21.92
5	16QAM	1	0	21.79	22.51	22.18
5	16QAM	1	12	21.81	22.41	22.05
5	16QAM	1	24	21.89	21.91	22.02
5	16QAM	12	0	20.77	20.93	21.05
5	16QAM	12	7	20.97	20.92	20.99
5	16QAM	12	13	20.80	20.96	20.93
5	16QAM	25	0	21.07	20.95	20.89
5	64QAM	1	0	20.86	21.23	21.34
5	64QAM	1	12	21.48	20.91	20.83
5	64QAM	1	24	21.45	21.33	21.13
5	64QAM	12	0	19.87	20.01	19.99
5	64QAM	12	7	20.05	19.87	19.98
5	64QAM	12	13	19.94	19.92	20.00
5	64QAM	25	0	20.03	19.92	19.95
5	256QAM	1	0	18.39	18.33	18.36
5	256QAM	1	12	18.15	18.19	18.05
5	256QAM	1	24	18.41	18.32	18.32
5	256QAM	12	0	18.29	18.25	18.26
5	256QAM	12	7	18.38	18.38	18.15
5	256QAM	12	13	18.31	18.36	18.31
5	256QAM	25	0	18.31	18.36	18.28
Channel				19965	20175	20385
Frequency (MHz)				1711.5	1732.5	1753.5
3	QPSK	1	0	23.01	22.92	22.86
3	QPSK	1	8	22.92	23.10	22.87
3	QPSK	1	14	23.12	22.82	22.98
3	QPSK	8	0	21.99	22.03	22.03
3	QPSK	8	4	22.07	21.90	21.95
3	QPSK	8	7	21.99	22.01	21.86
3	QPSK	15	0	21.97	21.91	21.93
3	16QAM	1	0	21.73	22.51	22.26
3	16QAM	1	8	21.81	22.47	22.05
3	16QAM	1	14	21.94	21.90	22.00
3	16QAM	8	0	20.81	20.90	21.02
3	16QAM	8	4	21.04	20.94	21.04
3	16QAM	8	7	20.85	21.02	20.91
3	16QAM	15	0	21.05	21.03	20.97
3	64QAM	1	0	20.79	21.28	21.37
3	64QAM	1	8	21.49	20.93	20.86
3	64QAM	1	14	21.36	21.36	21.11
3	64QAM	8	0	19.89	19.98	19.98
3	64QAM	8	4	20.05	19.85	19.98
3	64QAM	8	7	19.91	19.97	20.00
3	64QAM	15	0	20.02	19.90	19.92
3	256QAM	1	0	18.29	18.42	18.34
3	256QAM	1	8	18.11	18.12	18.03
3	256QAM	1	14	18.34	18.35	18.26



3	256QAM	8	0	18.25	18.21	18.28
3	256QAM	8	4	18.38	18.33	18.21
3	256QAM	8	7	18.41	18.34	18.43
3	256QAM	15	0	18.20	18.26	18.29
Channel				19957	20175	20393
Frequency (MHz)				1710.7	1732.5	1754.3
1.4	QPSK	1	0	22.98	22.86	22.81
1.4	QPSK	1	3	22.91	23.18	22.95
1.4	QPSK	1	5	23.11	22.80	22.97
1.4	QPSK	3	0	22.92	22.77	22.72
1.4	QPSK	3	1	22.85	23.12	22.87
1.4	QPSK	3	3	23.07	22.77	22.90
1.4	QPSK	6	0	21.95	21.94	21.92
1.4	16QAM	1	0	21.72	22.52	22.25
1.4	16QAM	1	3	21.81	22.47	22.03
1.4	16QAM	1	5	21.94	21.92	22.05
1.4	16QAM	3	0	21.71	22.47	22.24
1.4	16QAM	3	1	21.75	22.42	22.00
1.4	16QAM	3	3	21.89	21.89	21.98
1.4	16QAM	6	0	21.04	20.95	20.97
1.4	64QAM	1	0	20.83	21.29	21.38
1.4	64QAM	1	3	21.46	20.96	20.80
1.4	64QAM	1	5	21.39	21.38	21.14
1.4	64QAM	3	0	20.74	21.24	21.31
1.4	64QAM	3	1	21.45	20.93	20.79
1.4	64QAM	3	3	21.29	21.32	21.12
1.4	64QAM	6	0	20.01	19.86	19.95
1.4	256QAM	1	0	18.28	18.40	18.32
1.4	256QAM	1	3	18.16	18.11	18.00
1.4	256QAM	1	5	18.35	18.34	18.19
1.4	256QAM	3	0	18.28	18.29	18.24
1.4	256QAM	3	1	18.31	18.29	18.28
1.4	256QAM	3	3	18.36	18.33	18.36
1.4	256QAM	6	0	18.27	18.32	18.29



LTE Band 5_Ant.13

BW [MHz]	Modulation	RB Size	RB Offset	Power Low Ch. / Freq.	Power Middle Ch. / Freq.	Power High Ch. / Freq.
Channel				20450	20525	20600
Frequency (MHz)				829	836.5	844
10	QPSK	1	0	23.64	23.73	23.56
10	QPSK	1	25	23.71	23.78	23.61
10	QPSK	1	49	23.52	23.59	23.57
10	QPSK	25	0	22.80	22.84	22.73
10	QPSK	25	12	22.69	22.72	22.65
10	QPSK	25	25	22.68	22.70	22.69
10	QPSK	50	0	22.70	22.73	22.59
10	16QAM	1	0	22.84	22.98	22.99
10	16QAM	1	25	22.96	22.96	22.76
10	16QAM	1	49	23.47	22.92	23.03
10	16QAM	25	0	21.74	21.77	21.71
10	16QAM	25	12	21.85	21.80	21.57
10	16QAM	25	25	21.64	21.76	21.75
10	16QAM	50	0	21.77	21.63	21.75
10	64QAM	1	0	22.06	21.83	22.18
10	64QAM	1	25	21.68	21.97	21.94
10	64QAM	1	49	22.10	21.93	21.78
10	64QAM	25	0	20.66	20.73	20.75
10	64QAM	25	12	20.84	20.83	20.53
10	64QAM	25	25	20.87	20.79	20.66
10	64QAM	50	0	20.71	20.63	20.76
10	256QAM	1	0	19.02	19.08	19.02
10	256QAM	1	25	19.19	19.17	19.19
10	256QAM	1	49	19.04	19.14	19.04
10	256QAM	25	0	19.07	19.15	19.07
10	256QAM	25	12	19.15	19.13	19.15
10	256QAM	25	25	19.10	19.20	19.10
10	256QAM	50	0	19.09	19.16	19.09
Channel				20425	20525	20625
Frequency (MHz)				826.5	836.5	846.5
5	QPSK	1	0	23.58	23.71	23.48
5	QPSK	1	12	23.67	23.69	23.60
5	QPSK	1	24	23.44	23.49	23.49
5	QPSK	12	0	22.67	22.70	22.57
5	QPSK	12	7	22.76	22.77	22.60
5	QPSK	12	13	22.59	22.59	22.71
5	QPSK	25	0	22.69	22.60	22.54
5	16QAM	1	0	22.81	22.93	22.93
5	16QAM	1	12	22.86	22.90	22.73
5	16QAM	1	24	23.41	22.90	23.02



5	16QAM	12	0	21.70	21.71	21.63
5	16QAM	12	7	21.76	21.70	21.54
5	16QAM	12	13	21.54	21.73	21.69
5	16QAM	25	0	21.68	21.61	21.67
5	64QAM	1	0	21.97	21.81	22.11
5	64QAM	1	12	21.59	21.96	21.90
5	64QAM	1	24	22.08	21.84	21.68
5	64QAM	12	0	20.62	20.68	20.68
5	64QAM	12	7	20.82	20.78	20.50
5	64QAM	12	13	20.82	20.74	20.61
5	64QAM	25	0	20.64	20.57	20.74
5	256QAM	1	0	19.03	19.08	19.03
5	256QAM	1	12	19.06	19.08	19.04
5	256QAM	1	24	19.06	19.06	18.93
5	256QAM	12	0	19.02	19.11	19.02
5	256QAM	12	7	19.12	19.13	19.07
5	256QAM	12	13	19.07	19.14	18.99
5	256QAM	25	0	19.12	19.05	19.07
Channel				20415	20525	20635
Frequency (MHz)				825.5	836.5	847.5
3	QPSK	1	0	23.55	23.68	23.49
3	QPSK	1	8	23.68	23.69	23.58
3	QPSK	1	14	23.45	23.58	23.52
3	QPSK	8	0	22.63	22.66	22.62
3	QPSK	8	4	22.77	22.72	22.61
3	QPSK	8	7	22.66	22.67	22.72
3	QPSK	15	0	22.66	22.62	22.58
3	16QAM	1	0	22.76	22.94	22.93
3	16QAM	1	8	22.86	22.93	22.71
3	16QAM	1	14	23.43	22.84	22.99
3	16QAM	8	0	21.69	21.70	21.62
3	16QAM	8	4	21.76	21.70	21.51
3	16QAM	8	7	21.57	21.69	21.66
3	16QAM	15	0	21.74	21.62	21.70
3	64QAM	1	0	22.02	21.73	22.12
3	64QAM	1	8	21.63	21.87	21.85
3	64QAM	1	14	22.09	21.83	21.73
3	64QAM	8	0	20.62	20.69	20.68
3	64QAM	8	4	20.80	20.82	20.44
3	64QAM	8	7	20.79	20.72	20.56
3	64QAM	15	0	20.61	20.61	20.70
3	256QAM	1	0	18.98	19.01	19.04
3	256QAM	1	8	19.13	19.14	19.20
3	256QAM	1	14	18.97	19.06	18.95
3	256QAM	8	0	19.02	19.12	18.94



3	256QAM	8	4	19.18	18.98	19.11
3	256QAM	8	7	18.99	19.15	19.08
3	256QAM	15	0	19.09	19.07	18.94
Channel				20407	20525	20643
Frequency (MHz)				824.7	836.5	848.3
1.4	QPSK	1	0	23.59	23.70	23.55
1.4	QPSK	1	3	23.63	23.68	23.58
1.4	QPSK	1	5	23.45	23.50	23.56
1.4	QPSK	3	0	23.55	23.69	23.54
1.4	QPSK	3	1	23.56	23.63	23.57
1.4	QPSK	3	3	23.35	23.47	23.50
1.4	QPSK	6	0	22.68	22.61	22.58
1.4	16QAM	1	0	22.82	22.94	22.97
1.4	16QAM	1	3	22.95	22.95	22.68
1.4	16QAM	1	5	23.39	22.88	23.00
1.4	16QAM	3	0	22.74	22.84	22.96
1.4	16QAM	3	1	22.85	22.87	22.59
1.4	16QAM	3	3	23.36	22.78	22.99
1.4	16QAM	6	0	21.76	21.60	21.70
1.4	64QAM	1	0	22.02	21.82	22.10
1.4	64QAM	1	3	21.64	21.91	21.87
1.4	64QAM	1	5	22.06	21.92	21.68
1.4	64QAM	3	0	21.93	21.73	22.01
1.4	64QAM	3	1	21.55	21.83	21.81
1.4	64QAM	3	3	21.97	21.90	21.59
1.4	64QAM	6	0	20.65	20.61	20.75
1.4	256QAM	1	0	19.03	18.97	18.93
1.4	256QAM	1	3	19.15	19.06	19.20
1.4	256QAM	1	5	19.05	19.02	18.96
1.4	256QAM	3	0	19.08	19.18	19.04
1.4	256QAM	3	1	19.09	19.09	19.04
1.4	256QAM	3	3	18.98	19.11	18.96
1.4	256QAM	6	0	19.11	19.06	18.99



LTE Band 12_Ant.31

BW [MHz]	Modulation	RB Size	RB Offset	Power Low Ch. / Freq.	Power Middle Ch. / Freq.	Power High Ch. / Freq.
Channel				23060	23095	23130
Frequency (MHz)				704	707.5	711
10	QPSK	1	0	23.00	22.92	22.99
10	QPSK	1	25	23.05	23.19	23.07
10	QPSK	1	49	23.00	23.03	22.97
10	QPSK	25	0	22.13	22.16	22.14
10	QPSK	25	12	22.08	22.05	22.02
10	QPSK	25	25	22.07	22.13	22.11
10	QPSK	50	0	22.10	22.15	22.14
10	16QAM	1	0	22.26	22.17	22.20
10	16QAM	1	25	22.31	22.43	22.33
10	16QAM	1	49	22.25	22.28	22.36
10	16QAM	25	0	21.01	21.02	21.04
10	16QAM	25	12	21.11	21.06	21.14
10	16QAM	25	25	21.13	21.11	21.12
10	16QAM	50	0	21.10	21.10	21.09
10	64QAM	1	0	21.09	21.13	21.11
10	64QAM	1	25	21.22	21.34	21.22
10	64QAM	1	49	21.17	21.25	21.21
10	64QAM	25	0	20.02	20.05	20.02
10	64QAM	25	12	20.15	20.06	20.14
10	64QAM	25	25	20.12	20.10	20.09
10	64QAM	50	0	20.10	20.06	20.12
10	256QAM	1	0	18.33	18.46	18.42
10	256QAM	1	25	18.33	18.44	18.36
10	256QAM	1	49	18.25	18.39	18.33
10	256QAM	25	0	18.36	18.48	18.47
10	256QAM	25	12	18.38	18.41	18.44
10	256QAM	25	25	18.39	18.44	18.30
10	256QAM	50	0	18.29	18.40	18.33
Channel				23035	23095	23155
Frequency (MHz)				701.5	707.5	713.5
5	QPSK	1	0	22.97	22.81	22.94
5	QPSK	1	12	22.92	23.16	23.13
5	QPSK	1	24	22.98	23.10	23.02
5	QPSK	12	0	22.12	22.05	22.05
5	QPSK	12	7	22.10	22.11	22.11
5	QPSK	12	13	22.07	22.15	22.07
5	QPSK	25	0	22.13	22.14	22.01
5	16QAM	1	0	22.49	22.20	22.31
5	16QAM	1	12	22.53	22.94	22.40
5	16QAM	1	24	22.60	22.58	22.37



5	16QAM	12	0	21.16	21.12	21.05
5	16QAM	12	7	21.10	21.23	21.17
5	16QAM	12	13	21.16	21.06	21.13
5	16QAM	25	0	21.17	21.13	20.98
5	64QAM	1	0	21.16	20.90	20.98
5	64QAM	1	12	21.27	21.20	21.27
5	64QAM	1	24	20.88	21.33	21.39
5	64QAM	12	0	20.20	20.06	20.02
5	64QAM	12	7	20.16	20.16	20.15
5	64QAM	12	13	20.07	20.05	20.23
5	64QAM	25	0	20.17	20.16	19.94
5	256QAM	1	0	18.05	18.09	18.18
5	256QAM	1	12	18.10	18.12	18.00
5	256QAM	1	24	17.90	18.17	18.04
5	256QAM	12	0	18.04	18.12	18.20
5	256QAM	12	7	18.09	18.02	18.05
5	256QAM	12	13	18.11	18.18	17.98
5	256QAM	25	0	18.04	18.17	18.08
Channel				23025	23095	23165
Frequency (MHz)				700.5	707.5	714.5
3	QPSK	1	0	22.96	22.98	22.96
3	QPSK	1	8	23.08	23.10	23.05
3	QPSK	1	14	22.97	22.94	22.91
3	QPSK	8	0	22.15	22.02	22.03
3	QPSK	8	4	22.14	22.11	22.15
3	QPSK	8	7	22.07	22.07	22.10
3	QPSK	15	0	22.13	22.16	21.99
3	16QAM	1	0	22.14	22.18	22.17
3	16QAM	1	8	22.46	22.50	22.21
3	16QAM	1	14	22.23	22.33	22.21
3	16QAM	8	0	21.18	21.06	20.96
3	16QAM	8	4	21.19	21.24	21.16
3	16QAM	8	7	21.15	21.04	21.19
3	16QAM	15	0	21.07	21.01	21.04
3	64QAM	1	0	21.22	21.43	21.19
3	64QAM	1	8	21.45	21.47	21.01
3	64QAM	1	14	21.84	20.79	20.88
3	64QAM	8	0	20.22	19.97	20.28
3	64QAM	8	4	20.09	20.12	20.25
3	64QAM	8	7	20.09	20.23	20.16
3	64QAM	15	0	20.04	20.09	20.03
3	256QAM	1	0	17.96	18.17	18.19
3	256QAM	1	8	17.95	18.07	18.13
3	256QAM	1	14	17.91	18.03	18.04
3	256QAM	8	0	18.07	18.23	18.07



3	256QAM	8	4	18.14	18.06	18.07
3	256QAM	8	7	18.06	18.20	18.02
3	256QAM	15	0	18.04	18.16	18.01
Channel				23017	23095	23173
Frequency (MHz)				699.7	707.5	715.3
1.4	QPSK	1	0	23.00	22.99	22.94
1.4	QPSK	1	3	23.03	23.08	22.99
1.4	QPSK	1	5	22.99	23.02	22.99
1.4	QPSK	3	0	23.04	23.03	22.99
1.4	QPSK	3	1	23.06	23.01	22.97
1.4	QPSK	3	3	23.05	23.05	22.98
1.4	QPSK	6	0	22.11	22.11	22.07
1.4	16QAM	1	0	22.52	22.27	22.36
1.4	16QAM	1	3	22.41	22.45	22.39
1.4	16QAM	1	5	22.29	22.42	22.37
1.4	16QAM	3	0	22.22	22.07	22.14
1.4	16QAM	3	1	22.19	22.13	22.02
1.4	16QAM	3	3	22.16	22.14	22.08
1.4	16QAM	6	0	21.15	21.16	21.16
1.4	64QAM	1	0	21.15	21.20	21.22
1.4	64QAM	1	3	21.34	21.36	21.21
1.4	64QAM	1	5	21.24	21.27	21.15
1.4	64QAM	3	0	21.19	21.13	21.16
1.4	64QAM	3	1	21.22	21.15	21.09
1.4	64QAM	3	3	21.17	21.19	21.10
1.4	64QAM	6	0	20.07	20.13	20.14
1.4	256QAM	1	0	17.99	18.13	18.20
1.4	256QAM	1	3	17.96	18.19	18.01
1.4	256QAM	1	5	17.96	18.06	18.11
1.4	256QAM	3	0	17.99	18.16	18.22
1.4	256QAM	3	1	18.13	18.17	18.07
1.4	256QAM	3	3	18.13	18.06	18.03
1.4	256QAM	6	0	17.99	18.08	18.04



LTE Band 13_Ant.31

BW [MHz]	Modulation	RB Size	RB Offset	Power Low Ch. / Freq.	Power Middle Ch. / Freq.	Power High Ch. / Freq.
Channel				23230		
Frequency (MHz)				782		
10	QPSK	1	0		22.53	
10	QPSK	1	25		22.67	
10	QPSK	1	49		22.52	
10	QPSK	25	0		21.66	
10	QPSK	25	12		21.62	
10	QPSK	25	25		21.61	
10	QPSK	50	0		21.71	
10	16QAM	1	0		22.09	
10	16QAM	1	25		21.98	
10	16QAM	1	49		22.18	
10	16QAM	25	0		20.61	
10	16QAM	25	12		20.69	
10	16QAM	25	25		20.73	
10	16QAM	50	0		20.60	
10	64QAM	1	0		21.09	
10	64QAM	1	25		21.41	
10	64QAM	1	49		20.95	
10	64QAM	25	0		19.67	
10	64QAM	25	12		19.71	
10	64QAM	25	25		19.55	
10	64QAM	50	0		19.63	
10	256QAM	1	0		17.77	
10	256QAM	1	25		17.75	
10	256QAM	1	49		17.71	
10	256QAM	25	0		17.79	
10	256QAM	25	12		17.81	
10	256QAM	25	25		17.72	
10	256QAM	50	0		17.76	
Channel				23205	23230	23255
Frequency (MHz)				779.5	782	784.5
5	QPSK	1	0	22.27	22.50	22.49
5	QPSK	1	12	22.39	22.64	22.58
5	QPSK	1	24	22.33	22.55	22.45
5	QPSK	12	0	21.40	21.59	21.58
5	QPSK	12	7	21.41	21.65	21.57
5	QPSK	12	13	21.43	21.66	21.61
5	QPSK	25	0	21.39	21.62	21.58
5	16QAM	1	0	21.57	21.92	21.96
5	16QAM	1	12	21.67	22.16	21.81
5	16QAM	1	24	21.67	21.73	21.99



5	16QAM	12	0	20.43	20.51	20.66
5	16QAM	12	7	20.42	20.64	20.72
5	16QAM	12	13	20.47	20.76	20.70
5	16QAM	25	0	20.40	20.61	20.62
5	64QAM	1	0	20.50	20.90	21.23
5	64QAM	1	12	20.60	20.65	21.35
5	64QAM	1	24	20.59	20.77	21.00
5	64QAM	12	0	19.42	19.76	19.56
5	64QAM	12	7	19.40	19.57	19.70
5	64QAM	12	13	19.44	19.77	19.62
5	64QAM	25	0	19.40	19.57	19.73
5	256QAM	1	0	17.63	17.75	17.74
5	256QAM	1	12	17.62	17.67	17.56
5	256QAM	1	24	17.65	17.62	17.64
5	256QAM	12	0	17.66	17.70	17.67
5	256QAM	12	7	17.72	17.73	17.73
5	256QAM	12	13	17.54	17.57	17.48
5	256QAM	25	0	17.51	17.62	17.61

LTE Band 17_Ant.31

BW [MHz]	Modulation	RB Size	RB Offset	Power Low Ch. / Freq.	Power Middle Ch. / Freq.	Power High Ch. / Freq.
Channel				23780	23790	23800
Frequency (MHz)				709	710	711
10	QPSK	1	0	23.01	23.08	23.01
10	QPSK	1	25	23.17	23.18	23.17
10	QPSK	1	49	23.14	23.11	23.15
10	QPSK	25	0	22.03	22.04	22.01
10	QPSK	25	12	21.92	21.92	21.93
10	QPSK	25	25	21.96	22.02	21.98
10	QPSK	50	0	21.93	22.01	21.93
10	16QAM	1	0	22.28	22.40	22.27
10	16QAM	1	25	22.40	22.44	22.45
10	16QAM	1	49	22.38	22.40	22.44
10	16QAM	25	0	20.90	20.92	20.92
10	16QAM	25	12	20.95	21.02	20.96
10	16QAM	25	25	21.00	21.02	20.99
10	16QAM	50	0	20.92	21.00	20.93
10	64QAM	1	0	21.22	21.28	21.24
10	64QAM	1	25	21.41	21.46	21.42
10	64QAM	1	49	21.39	21.33	21.28
10	64QAM	25	0	19.89	19.88	19.89
10	64QAM	25	12	19.95	20.00	19.97
10	64QAM	25	25	19.97	19.98	19.97
10	64QAM	50	0	19.92	20.01	19.95



10	256QAM	1	0	18.30	18.39	18.24
10	256QAM	1	25	18.32	18.34	18.31
10	256QAM	1	49	18.19	18.21	18.09
10	256QAM	25	0	18.34	18.37	18.22
10	256QAM	25	12	18.30	18.31	18.34
10	256QAM	25	25	18.25	18.28	18.15
10	256QAM	50	0	18.33	18.36	18.26
Channel				23755	23790	23825
Frequency (MHz)				706.5	710	713.5
5	QPSK	1	0	23.13	23.10	22.94
5	QPSK	1	12	23.11	23.08	23.04
5	QPSK	1	24	23.12	23.04	23.05
5	QPSK	12	0	21.91	21.90	21.90
5	QPSK	12	7	22.01	21.98	21.99
5	QPSK	12	13	21.89	21.96	21.96
5	QPSK	25	0	21.95	21.86	22.02
5	16QAM	1	0	22.59	22.41	22.29
5	16QAM	1	12	22.04	22.55	22.47
5	16QAM	1	24	22.27	22.68	22.55
5	16QAM	12	0	20.91	20.95	20.90
5	16QAM	12	7	20.98	21.01	21.11
5	16QAM	12	13	21.03	21.06	21.05
5	16QAM	25	0	20.93	20.85	20.92
5	64QAM	1	0	21.52	21.59	20.87
5	64QAM	1	12	21.62	21.20	21.19
5	64QAM	1	24	21.22	21.33	21.19
5	64QAM	12	0	19.84	19.93	19.97
5	64QAM	12	7	19.92	19.98	19.93
5	64QAM	12	13	19.90	20.05	20.11
5	64QAM	25	0	19.97	19.91	19.95
5	256QAM	1	0	18.04	18.01	17.95
5	256QAM	1	12	17.93	17.94	18.01
5	256QAM	1	24	17.84	17.93	17.81
5	256QAM	12	0	18.02	18.00	17.90
5	256QAM	12	7	17.99	18.03	17.96
5	256QAM	12	13	17.92	17.91	17.84
5	256QAM	25	0	17.97	18.05	18.01



LTE Band 26_Ant.13

BW [MHz]	Modulation	RB Size	RB Offset	Power Low Ch. / Freq.	Power Middle Ch. / Freq.	Power High Ch. / Freq.
Channel				26865	26915	26965
Frequency (MHz)				831.5	836.5	841.5
15	QPSK	1	0	23.36	23.27	23.25
15	QPSK	1	37	23.40	23.83	23.43
15	QPSK	1	74	23.34	23.28	23.29
15	QPSK	36	0	22.51	22.56	22.55
15	QPSK	36	20	22.47	22.49	22.37
15	QPSK	36	39	22.47	22.48	22.36
15	QPSK	75	0	22.40	22.46	22.40
15	16QAM	1	0	22.58	22.92	22.29
15	16QAM	1	37	22.97	22.83	22.58
15	16QAM	1	74	22.38	22.84	22.60
15	16QAM	36	0	21.46	21.46	21.47
15	16QAM	36	20	21.50	21.52	21.60
15	16QAM	36	39	21.63	21.48	21.44
15	16QAM	75	0	21.47	21.47	21.42
15	64QAM	1	0	21.71	21.70	21.59
15	64QAM	1	37	21.35	21.28	21.86
15	64QAM	1	74	21.23	21.24	21.72
15	64QAM	36	0	20.56	20.44	20.49
15	64QAM	36	20	20.63	20.47	20.43
15	64QAM	36	39	20.52	20.46	20.44
15	64QAM	75	0	20.54	20.43	20.40
15	256QAM	1	0	18.89	18.94	18.94
15	256QAM	1	37	18.90	18.91	18.92
15	256QAM	1	74	19.06	19.06	19.09
15	256QAM	36	0	18.93	18.97	18.95
15	256QAM	36	20	18.95	18.99	18.84
15	256QAM	36	39	19.02	19.03	18.98
15	256QAM	75	0	18.83	18.96	18.87
Channel				26840	26915	26990
Frequency (MHz)				829	836.5	844
10	QPSK	1	0	23.17	23.04	23.04
10	QPSK	1	25	23.22	23.30	23.26
10	QPSK	1	49	23.12	23.11	23.07
10	QPSK	25	0	22.28	22.15	22.24
10	QPSK	25	12	22.22	22.21	22.26
10	QPSK	25	25	22.29	22.33	22.31
10	QPSK	50	0	22.38	22.17	22.27
10	16QAM	1	0	22.33	22.71	22.11
10	16QAM	1	25	22.77	22.65	22.36
10	16QAM	1	49	22.15	22.67	22.43
10	16QAM	25	0	21.22	21.26	21.26
10	16QAM	25	12	21.34	21.31	21.40
10	16QAM	25	25	21.39	21.24	21.24
10	16QAM	50	0	21.28	21.24	21.20
10	64QAM	1	0	21.47	21.52	21.41
10	64QAM	1	25	21.18	21.12	21.65
10	64QAM	1	49	21.02	21.00	21.48
10	64QAM	25	0	20.33	20.26	20.31
10	64QAM	25	12	20.38	20.24	20.18
10	64QAM	25	25	20.32	20.27	20.19



10	64QAM	50	0	20.29	20.25	20.21
10	256QAM	1	0	18.80	18.85	18.80
10	256QAM	1	25	18.91	18.79	18.83
10	256QAM	1	49	19.07	19.03	19.06
10	256QAM	25	0	18.91	18.94	18.85
10	256QAM	25	12	18.84	18.95	18.83
10	256QAM	25	25	18.89	18.97	18.96
10	256QAM	50	0	18.74	18.87	18.77
Channel				26815	26915	27015
Frequency (MHz)				826.5	836.5	846.5
5	QPSK	1	0	23.14	23.05	23.02
5	QPSK	1	12	23.15	23.32	23.18
5	QPSK	1	24	23.11	23.07	23.05
5	QPSK	12	0	22.25	22.11	22.25
5	QPSK	12	7	22.28	22.20	22.27
5	QPSK	12	13	22.28	22.34	22.32
5	QPSK	25	0	22.43	22.19	22.23
5	16QAM	1	0	22.41	22.70	22.13
5	16QAM	1	12	22.73	22.60	22.41
5	16QAM	1	24	22.21	22.60	22.41
5	16QAM	12	0	21.21	21.26	21.29
5	16QAM	12	7	21.25	21.30	21.36
5	16QAM	12	13	21.41	21.25	21.27
5	16QAM	25	0	21.30	21.23	21.17
5	64QAM	1	0	21.46	21.53	21.36
5	64QAM	1	12	21.17	21.07	21.64
5	64QAM	1	24	21.01	21.07	21.47
5	64QAM	12	0	20.36	20.20	20.25
5	64QAM	12	7	20.44	20.22	20.23
5	64QAM	12	13	20.34	20.29	20.27
5	64QAM	25	0	20.29	20.19	20.20
5	256QAM	1	0	18.82	18.96	18.81
5	256QAM	1	12	18.87	18.79	18.91
5	256QAM	1	24	18.97	19.08	19.02
5	256QAM	12	0	18.89	18.87	18.81
5	256QAM	12	7	18.87	18.92	18.80
5	256QAM	12	13	18.96	19.06	18.95
5	256QAM	25	0	18.77	18.99	18.78
Channel				26805	26915	27025
Frequency (MHz)				825.5	836.5	847.5
3	QPSK	1	0	23.15	23.09	23.03
3	QPSK	1	8	23.18	23.30	23.20
3	QPSK	1	14	23.18	23.07	23.05
3	QPSK	8	0	22.31	22.18	22.23
3	QPSK	8	4	22.22	22.12	22.28
3	QPSK	8	7	22.28	22.36	22.32
3	QPSK	15	0	22.41	22.16	22.24
3	16QAM	1	0	22.39	22.68	22.07
3	16QAM	1	8	22.73	22.67	22.36
3	16QAM	1	14	22.14	22.62	22.41
3	16QAM	8	0	21.28	21.26	21.28
3	16QAM	8	4	21.28	21.33	21.41
3	16QAM	8	7	21.44	21.23	21.24
3	16QAM	15	0	21.26	21.28	21.20
3	64QAM	1	0	21.51	21.54	21.41
3	64QAM	1	8	21.14	21.11	21.64



3	64QAM	1	14	21.05	21.07	21.52
3	64QAM	8	0	20.36	20.23	20.29
3	64QAM	8	4	20.41	20.26	20.18
3	64QAM	8	7	20.32	20.28	20.26
3	64QAM	15	0	20.36	20.26	20.15
3	256QAM	1	0	18.81	18.86	18.82
3	256QAM	1	8	18.89	18.89	18.86
3	256QAM	1	14	18.94	19.07	19.04
3	256QAM	8	0	18.79	18.85	18.96
3	256QAM	8	4	18.82	18.96	18.87
3	256QAM	8	7	19.02	18.95	18.84
3	256QAM	15	0	18.68	18.96	18.73
Channel				26797	26915	27033
Frequency (MHz)				824.7	836.5	848.3
1.4	QPSK	1	0	23.18	23.05	23.02
1.4	QPSK	1	3	23.24	23.36	23.20
1.4	QPSK	1	5	23.11	23.08	23.07
1.4	QPSK	3	0	23.08	23.01	23.02
1.4	QPSK	3	1	23.19	23.29	23.15
1.4	QPSK	3	3	23.10	23.02	23.00
1.4	QPSK	6	0	22.43	22.18	22.26
1.4	16QAM	1	0	22.38	22.68	22.06
1.4	16QAM	1	3	22.79	22.60	22.41
1.4	16QAM	1	5	22.16	22.60	22.36
1.4	16QAM	3	0	22.36	22.63	22.05
1.4	16QAM	3	1	22.69	22.55	22.32
1.4	16QAM	3	3	22.09	22.50	22.34
1.4	16QAM	6	0	21.23	21.29	21.22
1.4	64QAM	1	0	21.52	21.47	21.38
1.4	64QAM	1	3	21.16	21.07	21.68
1.4	64QAM	1	5	21.00	21.08	21.53
1.4	64QAM	3	0	21.50	21.40	21.31
1.4	64QAM	3	1	21.14	21.00	21.63
1.4	64QAM	3	3	21.02	21.01	21.46
1.4	64QAM	6	0	20.37	20.26	20.23
1.4	256QAM	1	0	18.86	18.89	18.95
1.4	256QAM	1	3	18.93	18.94	18.82
1.4	256QAM	1	5	19.03	18.92	19.03
1.4	256QAM	3	0	18.91	18.96	18.82
1.4	256QAM	3	1	18.94	18.86	18.73
1.4	256QAM	3	3	18.95	19.04	18.89
1.4	256QAM	6	0	18.86	18.86	18.75



LTE Band 66_Ant.13

BW [MHz]	Modulation	RB Size	RB Offset	Power Low Ch. / Freq.	Power Middle Ch. / Freq.	Power High Ch. / Freq.
Channel				132072	132322	132572
Frequency (MHz)				1720	1745	1770
20	QPSK	1	0	23.12	23.20	23.15
20	QPSK	1	49	23.20	23.24	23.17
20	QPSK	1	99	23.09	23.08	23.01
20	QPSK	50	0	22.27	22.28	22.26
20	QPSK	50	24	22.16	22.25	22.24
20	QPSK	50	50	22.13	22.14	22.14
20	QPSK	100	0	22.17	22.24	22.23
20	16QAM	1	0	22.57	22.50	23.05
20	16QAM	1	49	22.39	22.80	22.44
20	16QAM	1	99	22.94	22.46	22.30
20	16QAM	50	0	21.18	21.22	21.12
20	16QAM	50	24	21.20	21.27	21.16
20	16QAM	50	50	21.23	21.28	21.09
20	16QAM	100	0	21.29	21.11	21.13
20	64QAM	1	0	21.20	21.54	21.49
20	64QAM	1	49	21.59	21.40	21.65
20	64QAM	1	99	20.91	21.51	21.63
20	64QAM	50	0	20.21	20.23	20.15
20	64QAM	50	24	20.22	20.15	20.22
20	64QAM	50	50	20.25	20.16	20.11
20	64QAM	100	0	20.16	20.21	20.14
20	256QAM	1	0	18.70	18.70	18.68
20	256QAM	1	49	18.51	18.57	18.58
20	256QAM	1	99	18.55	18.68	18.58
20	256QAM	50	0	18.46	18.49	18.49
20	256QAM	50	24	18.48	18.55	18.40
20	256QAM	50	50	18.47	18.59	18.58
20	256QAM	100	0	18.44	18.46	18.32
Channel				132047	132322	132597
Frequency (MHz)				1717.5	1745	1772.5
15	QPSK	1	0	23.10	23.17	23.12
15	QPSK	1	37	23.12	23.17	23.09
15	QPSK	1	74	23.03	22.98	22.94
15	QPSK	36	0	22.07	22.16	22.19
15	QPSK	36	20	22.19	22.24	22.19
15	QPSK	36	39	22.10	22.05	22.10
15	QPSK	75	0	22.19	22.09	22.20
15	16QAM	1	0	22.54	22.46	23.02
15	16QAM	1	37	22.29	22.76	22.36
15	16QAM	1	74	22.86	22.39	22.02
15	16QAM	36	0	21.17	21.13	21.09
15	16QAM	36	20	21.17	21.18	21.09
15	16QAM	36	39	21.14	21.22	21.05
15	16QAM	75	0	21.26	21.10	21.09



15	64QAM	1	0	21.11	21.50	21.40
15	64QAM	1	37	21.58	21.37	21.57
15	64QAM	1	74	20.84	21.49	21.57
15	64QAM	36	0	20.12	20.16	20.05
15	64QAM	36	20	20.15	20.12	20.14
15	64QAM	36	39	20.20	20.11	20.06
15	64QAM	75	0	20.13	20.19	20.05
15	256QAM	1	0	18.67	18.66	18.67
15	256QAM	1	37	18.51	18.46	18.61
15	256QAM	1	74	18.51	18.66	18.44
15	256QAM	36	0	18.42	18.43	18.46
15	256QAM	36	20	18.36	18.43	18.27
15	256QAM	36	39	18.47	18.53	18.56
15	256QAM	75	0	18.31	18.34	18.28
Channel				132022	132322	132622
Frequency (MHz)				1715	1745	1775
10	QPSK	1	0	23.06	23.18	23.09
10	QPSK	1	25	23.11	23.21	23.09
10	QPSK	1	49	23.04	23.06	22.99
10	QPSK	25	0	22.12	22.19	22.20
10	QPSK	25	12	22.19	22.23	22.18
10	QPSK	25	25	22.08	22.11	22.05
10	QPSK	50	0	22.15	22.10	22.20
10	16QAM	1	0	22.49	22.40	22.97
10	16QAM	1	25	22.34	22.73	22.35
10	16QAM	1	49	22.90	22.38	22.07
10	16QAM	25	0	21.16	21.18	21.08
10	16QAM	25	12	21.13	21.19	21.10
10	16QAM	25	25	21.13	21.23	21.08
10	16QAM	50	0	21.24	21.10	21.10
10	64QAM	1	0	21.11	21.52	21.40
10	64QAM	1	25	21.52	21.35	21.61
10	64QAM	1	49	20.90	21.48	21.55
10	64QAM	25	0	20.16	20.17	20.13
10	64QAM	25	12	20.17	20.13	20.19
10	64QAM	25	25	20.18	20.09	20.07
10	64QAM	50	0	20.12	20.19	20.06
10	256QAM	1	0	18.60	18.60	18.71
10	256QAM	1	25	18.39	18.48	18.51
10	256QAM	1	49	18.44	18.65	18.46
10	256QAM	25	0	18.32	18.41	18.42
10	256QAM	25	12	18.47	18.45	18.29
10	256QAM	25	25	18.40	18.50	18.61
10	256QAM	50	0	18.31	18.49	18.19
Channel				131997	132322	132647
Frequency (MHz)				1712.5	1745	1777.5
5	QPSK	1	0	23.06	23.18	23.07
5	QPSK	1	12	23.18	23.14	23.13
5	QPSK	1	24	23.02	22.98	22.95
5	QPSK	12	0	22.15	22.17	22.24



5	QPSK	12	7	22.19	22.21	22.25
5	QPSK	12	13	22.07	22.10	22.11
5	QPSK	25	0	22.16	22.07	22.14
5	16QAM	1	0	22.51	22.41	23.03
5	16QAM	1	12	22.32	22.79	22.37
5	16QAM	1	24	22.91	22.36	22.05
5	16QAM	12	0	21.09	21.19	21.02
5	16QAM	12	7	21.14	21.21	21.14
5	16QAM	12	13	21.18	21.18	21.01
5	16QAM	25	0	21.23	21.02	21.06
5	64QAM	1	0	21.14	21.47	21.48
5	64QAM	1	12	21.58	21.34	21.55
5	64QAM	1	24	20.84	21.47	21.58
5	64QAM	12	0	20.15	20.14	20.10
5	64QAM	12	7	20.20	20.09	20.19
5	64QAM	12	13	20.15	20.12	20.06
5	64QAM	25	0	20.06	20.18	20.06
5	256QAM	1	0	18.73	18.67	18.54
5	256QAM	1	12	18.54	18.47	18.55
5	256QAM	1	24	18.42	18.70	18.57
5	256QAM	12	0	18.34	18.51	18.44
5	256QAM	12	7	18.33	18.52	18.34
5	256QAM	12	13	18.33	18.51	18.59
5	256QAM	25	0	18.29	18.47	18.24
Channel				131987	132322	132657
Frequency (MHz)				1711.5	1745	1778.5
3	QPSK	1	0	23.07	23.10	23.08
3	QPSK	1	8	23.15	23.16	23.14
3	QPSK	1	14	23.08	23.02	22.95
3	QPSK	8	0	22.11	22.22	22.24
3	QPSK	8	4	22.20	22.18	22.21
3	QPSK	8	7	22.07	22.10	22.10
3	QPSK	15	0	22.21	22.16	22.20
3	16QAM	1	0	22.47	22.47	22.99
3	16QAM	1	8	22.34	22.79	22.41
3	16QAM	1	14	22.85	22.36	22.03
3	16QAM	8	0	21.11	21.19	21.03
3	16QAM	8	4	21.19	21.25	21.06
3	16QAM	8	7	21.18	21.23	21.01
3	16QAM	15	0	21.22	21.01	21.09
3	64QAM	1	0	21.19	21.52	21.44
3	64QAM	1	8	21.57	21.35	21.59
3	64QAM	1	14	20.81	21.43	21.60
3	64QAM	8	0	20.18	20.22	20.06
3	64QAM	8	4	20.13	20.11	20.21
3	64QAM	8	7	20.22	20.11	20.10
3	64QAM	15	0	20.15	20.13	20.08
3	256QAM	1	0	18.73	18.69	18.57
3	256QAM	1	8	18.42	18.50	18.46
3	256QAM	1	14	18.42	18.58	18.59



3	256QAM	8	0	18.43	18.38	18.34
3	256QAM	8	4	18.44	18.50	18.34
3	256QAM	8	7	18.44	18.59	18.61
3	256QAM	15	0	18.34	18.34	18.23
Channel				131979	132322	132665
Frequency (MHz)				1710.7	1745	1779.3
1.4	QPSK	1	0	23.11	23.12	23.10
1.4	QPSK	1	3	23.11	23.14	23.16
1.4	QPSK	1	5	23.07	22.99	22.94
1.4	QPSK	3	0	23.08	23.09	23.04
1.4	QPSK	3	1	23.02	23.08	23.08
1.4	QPSK	3	3	23.03	22.97	22.90
1.4	QPSK	6	0	22.21	22.16	22.13
1.4	16QAM	1	0	22.47	22.41	22.97
1.4	16QAM	1	3	22.36	22.71	22.38
1.4	16QAM	1	5	22.84	22.37	22.05
1.4	16QAM	3	0	22.38	22.37	22.92
1.4	16QAM	3	1	22.28	22.66	22.36
1.4	16QAM	3	3	22.82	22.29	22.23
1.4	16QAM	6	0	21.19	21.05	21.07
1.4	64QAM	1	0	21.12	21.48	21.39
1.4	64QAM	1	3	21.50	21.31	21.64
1.4	64QAM	1	5	20.89	21.45	21.55
1.4	64QAM	3	0	21.02	21.40	21.37
1.4	64QAM	3	1	21.47	21.26	21.58
1.4	64QAM	3	3	20.79	21.44	21.52
1.4	64QAM	6	0	20.13	20.17	20.05
1.4	256QAM	1	0	18.65	18.58	18.56
1.4	256QAM	1	3	18.41	18.51	18.49
1.4	256QAM	1	5	18.43	18.57	18.53
1.4	256QAM	3	0	18.32	18.49	18.37
1.4	256QAM	3	1	18.33	18.53	18.40
1.4	256QAM	3	3	18.45	18.59	18.44
1.4	256QAM	6	0	18.42	18.33	18.30



CA Power

CA_66B:

CA_66B_Ant 13								
Combination 10MHz+10MHz (50RB+50RB)								
PCC Channel	SCC Channel	Modulation	PCC		SCC		Total RB Size	Measured Power (dBm)
			RB Size	RB offset	RB Size	RB offset		
132022	132121	QPSK	50	0	50	0	100	21.01
			1	0	1	49	2	13.58
			1	49	1	0	2	23.76
		16QAM	50	0	50	0	100	19.95
			1	0	1	49	2	13.64
			1	49	1	0	2	22.88
		64QAM	50	0	50	0	100	21.03
			1	0	1	49	2	13.55
			1	49	1	0	2	21.95
		256QAM	50	0	50	0	100	19.11
			1	0	1	49	2	13.57
			1	49	1	0	2	19.25
132373	132472	QPSK	50	0	50	0	100	20.89
			1	0	1	49	2	13.59
			1	49	1	0	2	23.81
		16QAM	50	0	50	0	100	20.02
			1	0	1	49	2	13.64
			1	49	1	0	2	23.00
		64QAM	50	0	50	0	100	20.95
			1	0	1	49	2	13.45
			1	49	1	0	2	21.81
		256QAM	50	0	50	0	100	19.15
			1	0	1	49	2	13.69
			1	49	1	0	2	19.07
132523	132622	QPSK	50	0	50	0	100	21.06
			1	0	1	49	2	13.63
			1	49	1	0	2	23.62
		16QAM	50	0	50	0	100	19.99
			1	0	1	49	2	13.65
			1	49	1	0	2	23.10
		64QAM	50	0	50	0	100	20.99
			1	0	1	49	2	13.58
			1	49	1	0	2	21.92
		256QAM	50	0	50	0	100	19.05
			1	0	1	49	2	13.61
			1	49	1	0	2	19.17



Combination 10MHz+5MHz (50RB+25RB)								
PCC Channel	SCC Channel	Modulation	PCC		SCC		Total RB Size	Measured Power (dBm)
			RB Size	RB offset	RB Size	RB offset		
132022	132094	QPSK	50	0	25	0	75	20.80
			1	0	1	24	2	13.54
			1	49	1	0	2	23.72
		16QAM	50	0	25	0	75	19.96
			1	0	1	24	2	13.50
			1	49	1	0	2	22.85
		64QAM	50	0	25	0	75	20.81
			1	0	1	24	2	13.38
			1	49	1	0	2	21.72
		256QAM	50	0	25	0	75	19.03
			1	0	1	24	2	13.63
			1	49	1	0	2	18.95
132397	132469	QPSK	50	0	25	0	75	20.81
			1	0	1	24	2	13.44
			1	49	1	0	2	23.70
		16QAM	50	0	25	0	75	19.89
			1	0	1	24	2	13.55
			1	49	1	0	2	22.88
		64QAM	50	0	25	0	75	20.82
			1	0	1	24	2	13.33
			1	49	1	0	2	21.74
		256QAM	50	0	25	0	75	19.03
			1	0	1	24	2	13.59
			1	49	1	0	2	19.01
132572	132644	QPSK	50	0	25	0	75	20.74
			1	0	1	24	2	13.50
			1	49	1	0	2	23.73
		16QAM	50	0	25	0	75	19.94
			1	0	1	24	2	13.57
			1	49	1	0	2	22.89
		64QAM	50	0	25	0	75	20.89
			1	0	1	24	2	13.37
			1	49	1	0	2	21.74
		256QAM	50	0	25	0	75	19.02
			1	0	1	24	2	13.56
			1	49	1	0	2	18.95



Combination 5MHz+10MHz (25RB+50RB)								
PCC Channel	SCC Channel	Modulation	PCC		SCC		Total RB Size	Measured Power (dBm)
			RB Size	RB offset	RB Size	RB offset		
132000	132072	QPSK	25	0	50	0	75	20.74
			1	0	1	49	2	13.50
			1	24	1	0	2	23.66
		16QAM	25	0	50	0	75	19.97
			1	0	1	49	2	13.55
			1	24	1	0	2	22.91
		64QAM	25	0	50	0	75	20.80
			1	0	1	49	2	13.30
			1	24	1	0	2	21.76
		256QAM	25	0	50	0	75	19.08
			1	0	1	49	2	13.63
			1	24	1	0	2	18.94
132375	132447	QPSK	25	0	50	0	75	20.82
			1	0	1	49	2	13.45
			1	24	1	0	2	23.73
		16QAM	25	0	50	0	75	19.88
			1	0	1	49	2	13.57
			1	24	1	0	2	22.85
		64QAM	25	0	50	0	75	20.85
			1	0	1	49	2	13.35
			1	24	1	0	2	21.71
		256QAM	25	0	50	0	75	19.07
			1	0	1	49	2	13.60
			1	24	1	0	2	18.99
132550	132622	QPSK	25	0	50	0	75	20.74
			1	0	1	49	2	13.54
			1	24	1	0	2	23.67
		16QAM	25	0	50	0	75	19.87
			1	0	1	49	2	13.51
			1	24	1	0	2	22.91
		64QAM	25	0	50	0	75	20.85
			1	0	1	49	2	13.38
			1	24	1	0	2	21.67
		256QAM	25	0	50	0	75	19.10
			1	0	1	49	2	13.55
			1	24	1	0	2	19.01



Combination 5MHz+5MHz (25RB+25RB)								
PCC Channel	SCC Channel	Modulation	PCC		SCC		Total RB Size	Measured Power (dBm)
			RB Size	RB offset	RB Size	RB offset		
131997	132045	QPSK	25	0	25	0	50	20.76
			1	0	1	24	2	13.44
			1	24	1	0	2	23.71
		16QAM	25	0	25	0	50	19.92
			1	0	1	24	2	13.57
			1	24	1	0	2	22.89
		64QAM	25	0	25	0	50	20.88
			1	0	1	24	2	13.30
			1	24	1	0	2	21.73
		256QAM	25	0	25	0	50	19.10
			1	0	1	24	2	13.63
			1	24	1	0	2	18.98
132398	132446	QPSK	25	0	25	0	50	20.76
			1	0	1	24	2	13.53
			1	24	1	0	2	23.67
		16QAM	25	0	25	0	50	19.87
			1	0	1	24	2	13.56
			1	24	1	0	2	22.92
		64QAM	25	0	25	0	50	20.90
			1	0	1	24	2	13.39
			1	24	1	0	2	21.75
		256QAM	25	0	25	0	50	19.06
			1	0	1	24	2	13.64
			1	24	1	0	2	18.97
132599	132647	QPSK	25	0	25	0	50	20.82
			1	0	1	24	2	13.44
			1	24	1	0	2	23.70
		16QAM	25	0	25	0	50	19.94
			1	0	1	24	2	13.57
			1	24	1	0	2	22.93
		64QAM	25	0	25	0	50	20.83
			1	0	1	24	2	13.30
			1	24	1	0	2	21.66
		256QAM	25	0	25	0	50	19.06
			1	0	1	24	2	13.64
			1	24	1	0	2	19.00



Combination 15MHz+5MHz (75RB+25RB)								
PCC Channel	SCC Channel	Modulation	PCC		SCC		Total RB Size	Measured Power (dBm)
			RB Size	RB offset	RB Size	RB offset		
132047	132140	QPSK	75	0	25	0	100	20.76
			1	0	1	24	2	13.43
			1	74	1	0	2	23.57
		16QAM	75	0	25	0	100	20.01
			1	0	1	24	2	13.54
			1	74	1	0	2	22.86
		64QAM	75	0	25	0	100	20.67
			1	0	1	24	2	13.23
			1	74	1	0	2	21.63
		256QAM	75	0	25	0	100	18.90
			1	0	1	24	2	13.60
			1	74	1	0	2	18.98
132398	132491	QPSK	75	0	25	0	100	20.85
			1	0	1	24	2	13.35
			1	74	1	0	2	23.65
		16QAM	75	0	25	0	100	19.87
			1	0	1	24	2	13.44
			1	74	1	0	2	22.75
		64QAM	75	0	25	0	100	20.87
			1	0	1	24	2	13.37
			1	74	1	0	2	21.66
		256QAM	75	0	25	0	100	18.90
			1	0	1	24	2	13.45
			1	74	1	0	2	18.98
132549	132642	QPSK	75	0	25	0	100	20.63
			1	0	1	24	2	13.52
			1	74	1	0	2	23.64
		16QAM	75	0	25	0	100	19.79
			1	0	1	24	2	13.44
			1	74	1	0	2	22.74
		64QAM	75	0	25	0	100	20.90
			1	0	1	24	2	13.23
			1	74	1	0	2	21.73
		256QAM	75	0	25	0	100	18.90
			1	0	1	24	2	13.44
			1	74	1	0	2	18.81



Combination 5MHz+15MHz (25RB+75RB)								
PCC Channel	SCC Channel	Modulation	PCC		SCC		Total RB Size	Measured Power (dBm)
			RB Size	RB offset	RB Size	RB offset		
132002	132095	QPSK	25	0	75	0	100	20.66
			1	0	1	74	2	13.55
			1	24	1	0	2	23.69
		16QAM	25	0	75	0	100	19.93
			1	0	1	74	2	13.52
			1	24	1	0	2	22.78
		64QAM	25	0	75	0	100	20.83
			1	0	1	74	2	13.42
			1	24	1	0	2	21.74
		256QAM	25	0	75	0	100	18.90
			1	0	1	74	2	13.56
			1	24	1	0	2	19.00
132353	132446	QPSK	25	0	75	0	100	20.80
			1	0	1	74	2	13.47
			1	24	1	0	2	23.71
		16QAM	25	0	75	0	100	19.81
			1	0	1	74	2	13.58
			1	24	1	0	2	22.89
		64QAM	25	0	75	0	100	20.72
			1	0	1	74	2	13.32
			1	24	1	0	2	21.64
		256QAM	25	0	75	0	100	19.08
			1	0	1	74	2	13.51
			1	24	1	0	2	18.90
132504	132597	QPSK	25	0	75	0	100	20.68
			1	0	1	74	2	13.39
			1	24	1	0	2	23.58
		16QAM	25	0	75	0	100	19.80
			1	0	1	74	2	13.50
			1	24	1	0	2	22.76
		64QAM	25	0	75	0	100	20.85
			1	0	1	74	2	13.23
			1	24	1	0	2	21.63
		256QAM	25	0	75	0	100	18.89
			1	0	1	74	2	13.48
			1	24	1	0	2	18.98



CA_66C:

CA_66C_Ant 13								
Combination 20MHz+20MHz (100RB+100RB)								
PCC Channel	SCC Channel	Modulation	PCC		SCC		Total RB Size	Measured Power (dBm)
			RB Size	RB offset	RB Size	RB offset		
132072	132270	QPSK	100	0	100	0	200	21.21
			1	0	1	99	2	14.76
			1	99	1	0	2	23.02
		16QAM	100	0	100	0	200	20.00
			1	0	1	99	2	14.68
			1	99	1	0	2	22.08
		64QAM	100	0	100	0	200	20.06
			1	0	1	99	2	14.83
			1	99	1	0	2	20.97
		256QAM	100	0	100	0	200	18.15
			1	0	1	99	2	14.64
			1	99	1	0	2	18.11
132323	132521	QPSK	100	0	100	0	200	21.28
			1	0	1	99	2	14.62
			1	99	1	0	2	23.05
		16QAM	100	0	100	0	200	20.18
			1	0	1	99	2	14.73
			1	99	1	0	2	22.04
		64QAM	100	0	100	0	200	20.04
			1	0	1	99	2	14.58
			1	99	1	0	2	21.11
		256QAM	100	0	100	0	200	18.16
			1	0	1	99	2	14.55
			1	99	1	0	2	18.02
132374	132572	QPSK	100	0	100	0	200	21.06
			1	0	1	99	2	14.80
			1	99	1	0	2	22.87
		16QAM	100	0	100	0	200	20.29
			1	0	1	99	2	14.56
			1	99	1	0	2	22.19
		64QAM	100	0	100	0	200	20.25
			1	0	1	99	2	14.79
			1	99	1	0	2	21.03
		256QAM	100	0	100	0	200	18.17
			1	0	1	99	2	14.66
			1	99	1	0	2	18.12



Combination 20MHz+15MHz (100RB+75RB)								
PCC Channel	SCC Channel	Modulation	PCC		SCC		Total RB Size	Measured Power (dBm)
			RB Size	RB offset	RB Size	RB offset		
132072	132243	QPSK	100	0	75	0	175	21.18
			1	0	1	74	2	14.64
			1	99	1	0	2	22.92
		16QAM	100	0	75	0	175	19.90
			1	0	1	74	2	14.66
			1	99	1	0	2	21.94
		64QAM	100	0	75	0	175	19.91
			1	0	1	74	2	14.80
			1	99	1	0	2	20.83
		256QAM	100	0	75	0	175	18.03
			1	0	1	74	2	14.60
			1	99	1	0	2	18.01
132348	132519	QPSK	100	0	75	0	175	21.25
			1	0	1	74	2	14.60
			1	99	1	0	2	22.91
		16QAM	100	0	75	0	175	20.13
			1	0	1	74	2	14.64
			1	99	1	0	2	22.01
		64QAM	100	0	75	0	175	19.98
			1	0	1	74	2	14.48
			1	99	1	0	2	21.08
		256QAM	100	0	75	0	175	18.01
			1	0	1	74	2	14.46
			1	99	1	0	2	17.90
132423	132594	QPSK	100	0	75	0	175	20.97
			1	0	1	74	2	14.72
			1	99	1	0	2	22.79
		16QAM	100	0	75	0	175	20.22
			1	0	1	74	2	14.44
			1	99	1	0	2	22.06
		64QAM	100	0	75	0	175	20.19
			1	0	1	74	2	14.67
			1	99	1	0	2	20.97
		256QAM	100	0	75	0	175	18.16
			1	0	1	74	2	14.52
			1	99	1	0	2	18.02



Combination 15MHz+20MHz (75RB+100RB)								
PCC Channel	SCC Channel	Modulation	PCC		SCC		Total RB Size	Measured Power (dBm)
			RB Size	RB offset	RB Size	RB offset		
132050	132221	QPSK	75	0	100	0	175	21.13
			1	0	1	99	2	14.67
			1	74	1	0	2	22.89
		16QAM	75	0	100	0	175	19.97
			1	0	1	99	2	14.53
			1	74	1	0	2	22.02
		64QAM	75	0	100	0	175	20.01
			1	0	1	99	2	14.74
			1	74	1	0	2	20.88
		256QAM	75	0	100	0	175	18.13
			1	0	1	99	2	14.55
			1	74	1	0	2	18.03
132325	132496	QPSK	75	0	100	0	175	21.14
			1	0	1	99	2	14.52
			1	74	1	0	2	22.95
		16QAM	75	0	100	0	175	20.17
			1	0	1	99	2	14.58
			1	74	1	0	2	21.92
		64QAM	75	0	100	0	175	19.91
			1	0	1	99	2	14.56
			1	74	1	0	2	20.98
		256QAM	75	0	100	0	175	18.02
			1	0	1	99	2	14.41
			1	74	1	0	2	18.01
132401	132572	QPSK	75	0	100	0	175	20.96
			1	0	1	99	2	14.71
			1	74	1	0	2	22.78
		16QAM	75	0	100	0	175	20.27
			1	0	1	99	2	14.49
			1	74	1	0	2	22.11
		64QAM	75	0	100	0	175	20.12
			1	0	1	99	2	14.77
			1	74	1	0	2	21.00
		256QAM	75	0	100	0	175	18.04
			1	0	1	99	2	14.64
			1	74	1	0	2	18.01



Combination 20MHz+10MHz (100RB+50RB)								
PCC Channel	SCC Channel	Modulation	PCC		SCC		Total RB Size	Measured Power (dBm)
			RB Size	RB offset	RB Size	RB offset		
132072	132216	QPSK	100	0	50	0	175	21.10
			1	0	1	24	2	14.71
			1	99	1	0	2	22.96
		16QAM	100	0	50	0	175	19.93
			1	0	1	24	2	14.53
			1	99	1	0	2	22.00
		64QAM	100	0	50	0	175	19.98
			1	0	1	24	2	14.82
			1	99	1	0	2	20.85
		256QAM	100	0	50	0	175	18.14
			1	0	1	24	2	14.51
			1	99	1	0	2	18.03
132373	132517	QPSK	100	0	50	0	175	21.15
			1	0	1	24	2	14.53
			1	99	1	0	2	23.02
		16QAM	100	0	50	0	175	20.09
			1	0	1	24	2	14.60
			1	99	1	0	2	21.96
		64QAM	100	0	50	0	175	20.03
			1	0	1	24	2	14.45
			1	99	1	0	2	21.05
		256QAM	100	0	50	0	175	18.15
			1	0	1	24	2	14.54
			1	99	1	0	2	18.01
132473	132617	QPSK	100	0	50	0	175	20.97
			1	0	1	24	2	14.76
			1	99	1	0	2	22.82
		16QAM	100	0	50	0	175	20.18
			1	0	1	24	2	14.42
			1	99	1	0	2	22.09
		64QAM	100	0	50	0	175	20.22
			1	0	1	24	2	14.73
			1	99	1	0	2	20.92
		256QAM	100	0	50	0	175	18.15
			1	0	1	24	2	14.63
			1	99	1	0	2	17.98



Combination 10MHz+20MHz (50RB+100RB)								
PCC Channel	SCC Channel	Modulation	PCC		SCC		Total RB Size	Measured Power (dBm)
			RB Size	RB offset	RB Size	RB offset		
132027	132171	QPSK	50	0	100	0	150	21.18
			1	0	1	99	2	14.71
			1	49	1	0	2	22.99
		16QAM	50	0	100	0	150	19.94
			1	0	1	99	2	14.64
			1	49	1	0	2	22.03
		64QAM	50	0	100	0	150	19.93
			1	0	1	99	2	14.74
			1	49	1	0	2	20.90
		256QAM	50	0	100	0	150	18.12
			1	0	1	99	2	14.51
			1	49	1	0	2	18.02
132328	132472	QPSK	50	0	100	0	150	21.21
			1	0	1	99	2	14.60
			1	49	1	0	2	23.00
		16QAM	50	0	100	0	150	20.15
			1	0	1	99	2	14.67
			1	49	1	0	2	22.01
		64QAM	50	0	100	0	150	19.98
			1	0	1	99	2	14.47
			1	49	1	0	2	21.06
		256QAM	50	0	100	0	150	18.10
			1	0	1	99	2	14.46
			1	49	1	0	2	17.88
132428	132572	QPSK	50	0	100	0	150	20.99
			1	0	1	99	2	14.75
			1	49	1	0	2	22.72
		16QAM	50	0	100	0	150	20.20
			1	0	1	99	2	14.44
			1	49	1	0	2	22.18
		64QAM	50	0	100	0	150	20.19
			1	0	1	99	2	14.64
			1	49	1	0	2	21.00
		256QAM	50	0	100	0	150	18.09
			1	0	1	99	2	14.63
			1	49	1	0	2	18.03



Combination 20MHz+5MHz (100RB+25RB)								
PCC Channel	SCC Channel	Modulation	PCC		SCC		Total RB Size	Measured Power (dBm)
			RB Size	RB offset	RB Size	RB offset		
132072	132189	QPSK	100	0	25	0	125	21.08
			1	0	1	24	2	14.73
			1	99	1	0	2	23.00
		16QAM	100	0	25	0	125	19.96
			1	0	1	24	2	14.64
			1	99	1	0	2	22.07
		64QAM	100	0	25	0	125	19.91
			1	0	1	24	2	14.72
			1	99	1	0	2	20.93
		256QAM	100	0	25	0	125	18.09
			1	0	1	24	2	14.50
			1	99	1	0	2	18.09
132397	132514	QPSK	100	0	25	0	125	21.22
			1	0	1	24	2	14.53
			1	99	1	0	2	22.99
		16QAM	100	0	25	0	125	20.17
			1	0	1	24	2	14.65
			1	99	1	0	2	21.91
		64QAM	100	0	25	0	125	19.98
			1	0	1	24	2	14.54
			1	99	1	0	2	20.97
		256QAM	100	0	25	0	125	18.12
			1	0	1	24	2	14.44
			1	99	1	0	2	17.96
132522	132639	QPSK	100	0	25	0	125	20.94
			1	0	1	24	2	14.68
			1	99	1	0	2	22.72
		16QAM	100	0	25	0	125	20.20
			1	0	1	24	2	14.48
			1	99	1	0	2	22.07
		64QAM	100	0	25	0	125	20.23
			1	0	1	24	2	14.75
			1	99	1	0	2	20.95
		256QAM	100	0	25	0	125	18.11
			1	0	1	24	2	14.52
			1	99	1	0	2	18.02



Combination 5MHz+20MHz (25RB+100RB)								
PCC Channel	SCC Channel	Modulation	PCC		SCC		Total RB Size	Measured Power (dBm)
			RB Size	RB offset	RB Size	RB offset		
132005	132122	QPSK	25	0	100	0	125	21.11
			1	0	1	99	2	14.66
			1	24	1	0	2	22.93
		16QAM	25	0	100	0	125	19.99
			1	0	1	99	2	14.59
			1	24	1	0	2	22.00
		64QAM	25	0	100	0	125	19.91
			1	0	1	99	2	14.82
			1	24	1	0	2	20.91
		256QAM	25	0	100	0	125	18.04
			1	0	1	99	2	14.58
			1	24	1	0	2	18.06
132330	132447	QPSK	25	0	100	0	125	21.14
			1	0	1	99	2	14.53
			1	24	1	0	2	22.91
		16QAM	25	0	100	0	125	20.16
			1	0	1	99	2	14.66
			1	24	1	0	2	21.89
		64QAM	25	0	100	0	125	19.89
			1	0	1	99	2	14.43
			1	24	1	0	2	21.07
		256QAM	25	0	100	0	125	18.10
			1	0	1	99	2	14.51
			1	24	1	0	2	17.91
132455	132572	QPSK	25	0	100	0	125	21.05
			1	0	1	99	2	14.77
			1	24	1	0	2	22.85
		16QAM	25	0	100	0	125	20.21
			1	0	1	99	2	14.42
			1	24	1	0	2	22.13
		64QAM	25	0	100	0	125	20.13
			1	0	1	99	2	14.72
			1	24	1	0	2	20.92
		256QAM	25	0	100	0	125	18.14
			1	0	1	99	2	14.56
			1	24	1	0	2	18.04



Combination 15MHz+10MHz (75RB+50RB)								
PCC Channel	SCC Channel	Modulation	PCC		SCC		Total RB Size	Measured Power (dBm)
			RB Size	RB offset	RB Size	RB offset		
132047	132167	QPSK	75	0	50	0	125	21.12
			1	0	1	49	2	14.67
			1	74	1	0	2	23.00
		16QAM	75	0	50	0	125	19.94
			1	0	1	49	2	14.53
			1	74	1	0	2	21.99
		64QAM	75	0	50	0	125	19.93
			1	0	1	49	2	14.73
			1	74	1	0	2	20.87
		256QAM	75	0	50	0	125	18.06
			1	0	1	49	2	14.61
			1	74	1	0	2	18.10
132373	132473	QPSK	75	0	50	0	125	21.24
			1	0	1	49	2	14.53
			1	74	1	0	2	22.90
		16QAM	75	0	50	0	125	20.12
			1	0	1	49	2	14.60
			1	74	1	0	2	21.96
		64QAM	75	0	50	0	125	19.93
			1	0	1	49	2	14.55
			1	74	1	0	2	20.97
		256QAM	75	0	50	0	125	18.03
			1	0	1	49	2	14.52
			1	74	1	0	2	17.87
132499	132619	QPSK	75	0	50	0	125	21.04
			1	0	1	49	2	14.76
			1	74	1	0	2	22.82
		16QAM	75	0	50	0	125	20.23
			1	0	1	49	2	14.45
			1	74	1	0	2	22.07
		64QAM	75	0	50	0	125	20.20
			1	0	1	49	2	14.65
			1	74	1	0	2	20.89
		256QAM	75	0	50	0	125	18.06
			1	0	1	49	2	14.63
			1	74	1	0	2	18.04



Combination 10MHz+15MHz (50RB+75RB)								
PCC Channel	SCC Channel	Modulation	PCC		SCC		Total RB Size	Measured Power (dBm)
			RB Size	RB offset	RB Size	RB offset		
132025	132145	QPSK	50	0	75	0	125	21.16
			1	0	1	74	2	14.70
			1	49	1	0	2	22.87
		16QAM	50	0	75	0	125	19.88
			1	0	1	74	2	14.60
			1	49	1	0	2	22.07
		64QAM	50	0	75	0	125	19.99
			1	0	1	74	2	14.81
			1	49	1	0	2	20.92
		256QAM	50	0	75	0	125	18.06
			1	0	1	74	2	14.50
			1	49	1	0	2	18.10
132351	132471	QPSK	50	0	75	0	125	21.21
			1	0	1	74	2	14.59
			1	49	1	0	2	22.99
		16QAM	50	0	75	0	125	20.15
			1	0	1	74	2	14.64
			1	49	1	0	2	21.98
		64QAM	50	0	75	0	125	19.91
			1	0	1	74	2	14.46
			1	49	1	0	2	21.02
		256QAM	50	0	75	0	125	18.12
			1	0	1	74	2	14.54
			1	49	1	0	2	17.94
132477	132597	QPSK	50	0	75	0	125	20.95
			1	0	1	74	2	14.76
			1	49	1	0	2	22.86
		16QAM	50	0	75	0	125	20.18
			1	0	1	74	2	14.49
			1	49	1	0	2	22.17
		64QAM	50	0	75	0	125	20.15
			1	0	1	74	2	14.68
			1	49	1	0	2	21.02
		256QAM	50	0	75	0	125	18.14
			1	0	1	74	2	14.62
			1	49	1	0	2	18.00



Combination 15MHz+15MHz (75RB+75RB)								
PCC Channel	SCC Channel	Modulation	PCC		SCC		Total RB Size	Measured Power (dBm)
			RB Size	RB offset	RB Size	RB offset		
132047	132197	QPSK	75	0	75	0	150	21.14
			1	0	1	74	2	14.70
			1	74	1	0	2	22.91
		16QAM	75	0	75	0	150	19.89
			1	0	1	74	2	14.66
			1	74	1	0	2	21.95
		64QAM	75	0	75	0	150	19.96
			1	0	1	74	2	14.69
			1	74	1	0	2	20.89
		256QAM	75	0	75	0	150	18.10
			1	0	1	74	2	14.56
			1	74	1	0	2	18.01
132347	132497	QPSK	75	0	75	0	150	21.22
			1	0	1	74	2	14.56
			1	74	1	0	2	23.03
		16QAM	75	0	75	0	150	20.11
			1	0	1	74	2	14.71
			1	74	1	0	2	22.01
		64QAM	75	0	75	0	150	19.97
			1	0	1	74	2	14.50
			1	74	1	0	2	20.98
		256QAM	75	0	75	0	150	18.10
			1	0	1	74	2	14.47
			1	74	1	0	2	17.97
132447	132597	QPSK	75	0	75	0	150	20.96
			1	0	1	74	2	14.65
			1	74	1	0	2	22.72
		16QAM	75	0	75	0	150	20.24
			1	0	1	74	2	14.50
			1	74	1	0	2	22.18
		64QAM	75	0	75	0	150	20.14
			1	0	1	74	2	14.65
			1	74	1	0	2	20.88
		256QAM	75	0	75	0	150	18.04
			1	0	1	74	2	14.65
			1	74	1	0	2	17.99



ERP/EIRP

LTE Band 2 (GT - LC = -0.03 dB) QPSK									
Bandwidth	1.4M			3M			5M		
Channel	18607	18900	19193	18615	18900	19185	18625	18900	19175
	(Low)	(Mid)	(High)	(Low)	(Mid)	(High)	(Low)	(Mid)	(High)
Frequency	1850.7	1880	1909.3	1851.5	1880	1908.5	1852.5	1880	1907.5
(MHz)									
Conducted Power (dBm)	22.34	22.38	22.54	22.37	22.31	22.49	22.36	22.38	22.55
Conducted Power (Watts)	0.1714	0.1730	0.1795	0.1726	0.1702	0.1774	0.1722	0.1730	0.1799
EIRP(dBm)	22.31	22.35	22.51	22.34	22.28	22.46	22.33	22.35	22.52
EIRP(Watts)	0.1702	0.1718	0.1782	0.1714	0.1690	0.1762	0.1710	0.1718	0.1786

LTE Band 2 (GT - LC = -0.03 dB) QPSK									
Bandwidth	10M			15M			20M		
Channel	18650	18900	19150	18675	18900	19125	18650	18900	19100
	(Low)	(Mid)	(High)	(Low)	(Mid)	(High)	(Low)	(Mid)	(High)
Frequency	1855	1880	1905	1857.5	1880	1902.5	1860	1880	1900
(MHz)									
Conducted Power (dBm)	22.31	22.38	22.45	22.36	22.56	22.31	22.42	22.63	22.47
Conducted Power (Watts)	0.1702	0.1730	0.1758	0.1722	0.1803	0.1702	0.1746	0.1832	0.1766
EIRP(dBm)	22.28	22.35	22.42	22.33	22.53	22.28	22.39	22.60	22.44
EIRP(Watts)	0.1690	0.1718	0.1746	0.1710	0.1791	0.1690	0.1734	0.1820	0.1754



LTE Band 2 (GT - LC = -0.03 dB) 16QAM									
Bandwidth	1.4M			3M			5M		
Channel	18607	18900	19193	18615	18900	19185	18625	18900	19175
	(Low)	(Mid)	(High)	(Low)	(Mid)	(High)	(Low)	(Mid)	(High)
Frequency (MHz)	1850.7	1880	1909.3	1851.5	1880	1908.5	1852.5	1880	1907.5
Conducted Power (dBm)	21.61	21.82	21.87	21.51	21.81	21.72	21.59	21.85	21.82
Conducted Power (Watts)	0.1449	0.1521	0.1538	0.1416	0.1517	0.1486	0.1442	0.1531	0.1521
EIRP(dBm)	21.58	21.79	21.84	21.48	21.78	21.69	21.56	21.82	21.79
EIRP(Watts)	0.1439	0.1510	0.1528	0.1406	0.1507	0.1476	0.1432	0.1521	0.1510

LTE Band 2 (GT - LC = -0.03 dB) 16QAM									
Bandwidth	10M			15M			20M		
Channel	18650	18900	19150	18675	18900	19125	18650	18900	19100
	(Low)	(Mid)	(High)	(Low)	(Mid)	(High)	(Low)	(Mid)	(High)
Frequency (MHz)	1855	1880	1905	1857.5	1880	1902.5	1860	1880	1900
Conducted Power (dBm)	21.53	21.72	21.81	21.57	21.90	21.74	21.65	21.88	21.84
Conducted Power (Watts)	0.1422	0.1486	0.1517	0.1435	0.1549	0.1493	0.1462	0.1542	0.1528
EIRP(dBm)	21.50	21.69	21.78	21.54	21.87	21.71	21.62	21.85	21.81
EIRP(Watts)	0.1413	0.1476	0.1507	0.1426	0.1538	0.1483	0.1452	0.1531	0.1517



LTE Band 2 (GT - LC = -0.03 dB) 64QAM									
Bandwidth	1.4M			3M			5M		
Channel	18607	18900	19193	18615	18900	19185	18625	18900	19175
	(Low)	(Mid)	(High)	(Low)	(Mid)	(High)	(Low)	(Mid)	(High)
Frequency (MHz)	1850.7	1880	1909.3	1851.5	1880	1908.5	1852.5	1880	1907.5
Conducted Power (dBm)	20.59	20.90	20.64	20.56	20.84	20.56	20.55	20.78	20.64
Conducted Power (Watts)	0.1146	0.1230	0.1159	0.1138	0.1213	0.1138	0.1135	0.1197	0.1159
EIRP(dBm)	20.56	20.87	20.61	20.53	20.81	20.53	20.52	20.75	20.61
EIRP(Watts)	0.1138	0.1222	0.1151	0.1130	0.1205	0.1130	0.1127	0.1189	0.1151

LTE Band 2 (GT - LC = -0.03 dB) 64QAM									
Bandwidth	10M			15M			20M		
Channel	18650	18900	19150	18675	18900	19125	18650	18900	19100
	(Low)	(Mid)	(High)	(Low)	(Mid)	(High)	(Low)	(Mid)	(High)
Frequency (MHz)	1855	1880	1905	1857.5	1880	1902.5	1860	1880	1900
Conducted Power (dBm)	20.58	20.82	20.67	20.59	20.67	20.81	20.77	20.74	20.93
Conducted Power (Watts)	0.1143	0.1208	0.1167	0.1146	0.1167	0.1205	0.1194	0.1186	0.1239
EIRP(dBm)	20.55	20.79	20.64	20.56	20.64	20.78	20.74	20.71	20.90
EIRP(Watts)	0.1135	0.1199	0.1159	0.1138	0.1159	0.1197	0.1186	0.1178	0.1230



LTE Band 2 (GT - LC = -0.03 dB) 256QAM									
Bandwidth	1.4M			3M			5M		
Channel	18607	18900	19193	18615	18900	19185	18625	18900	19175
	(Low)	(Mid)	(High)	(Low)	(Mid)	(High)	(Low)	(Mid)	(High)
Frequency (MHz)	1850.7	1880	1909.3	1851.5	1880	1908.5	1852.5	1880	1907.5
Conducted Power (dBm)	17.43	17.49	17.51	17.34	17.42	17.50	17.42	17.47	17.51
Conducted Power (Watts)	0.0553	0.0561	0.0564	0.0542	0.0552	0.0562	0.0552	0.0558	0.0564
EIRP(dBm)	17.40	17.46	17.48	17.31	17.39	17.47	17.39	17.44	17.48
EIRP(Watts)	0.0550	0.0557	0.0560	0.0538	0.0548	0.0558	0.0548	0.0555	0.0560

LTE Band 2 (GT - LC = -0.03 dB) 256QAM									
Bandwidth	10M			15M			20M		
Channel	18650	18900	19150	18675	18900	19125	18650	18900	19100
	(Low)	(Mid)	(High)	(Low)	(Mid)	(High)	(Low)	(Mid)	(High)
Frequency (MHz)	1855	1880	1905	1857.5	1880	1902.5	1860	1880	1900
Conducted Power (dBm)	17.38	17.48	17.46	17.43	17.53	17.33	17.42	17.51	17.43
Conducted Power (Watts)	0.0547	0.0560	0.0557	0.0553	0.0566	0.0541	0.0552	0.0564	0.0553
EIRP(dBm)	17.35	17.45	17.43	17.40	17.50	17.30	17.39	17.48	17.40
EIRP(Watts)	0.0543	0.0556	0.0553	0.0550	0.0562	0.0537	0.0548	0.0560	0.0550



LTE Band 12 (GT - LC = -2.80 dB) QPSK									
Bandwidth	1.4M			3M			5M		
Channel	23017	23095	23173	23025	23095	23165	23035	23095	23155
	(Low)	(Mid)	(High)	(Low)	(Mid)	(High)	(Low)	(Mid)	(High)
Frequency (MHz)	699.7	707.5	715.3	700.5	707.5	714.5	701.5	707.5	713.5
Conducted Power (dBm)	23.03	23.08	22.99	23.08	23.10	23.05	22.92	23.16	23.13
Conducted Power (Watts)	0.2009	0.2032	0.1991	0.2032	0.2042	0.2018	0.1959	0.2070	0.2056
ERP(dBm)	18.08	18.13	18.04	18.13	18.15	18.10	17.97	18.21	18.18
ERP(Watts)	0.0643	0.0650	0.0637	0.0650	0.0653	0.0646	0.0627	0.0662	0.0658

LTE Band 12 (GT - LC = -2.80 dB) QPSK			
Bandwidth	10M		
Channel	23060	23095	23130
	(Low)	(Mid)	(High)
Frequency (MHz)	704	707.5	711
Conducted Power (dBm)	23.05	23.18	23.07
Conducted Power (Watts)	0.2018	0.2080	0.2028
ERP(dBm)	18.10	18.23	18.12
ERP(Watts)	0.0646	0.0665	0.0649



LTE Band 12 (GT - LC = -2.80 dB) 16QAM									
Bandwidth	1.4M			3M			5M		
Channel	23017	23095	23173	23025	23095	23165	23035	23095	23155
	(Low)	(Mid)	(High)	(Low)	(Mid)	(High)	(Low)	(Mid)	(High)
Frequency (MHz)	699.7	707.5	715.3	700.5	707.5	714.5	701.5	707.5	713.5
Conducted Power (dBm)	22.52	22.27	22.36	22.46	22.50	22.21	22.53	22.94	22.40
Conducted Power (Watts)	0.1786	0.1687	0.1722	0.1762	0.1778	0.1663	0.1791	0.1968	0.1738
ERP(dBm)	17.57	17.32	17.41	17.51	17.55	17.26	17.58	17.99	17.45
ERP(Watts)	0.0571	0.0540	0.0551	0.0564	0.0569	0.0532	0.0573	0.0630	0.0556

LTE Band 12 (GT - LC = -2.80 dB) 16QAM			
Bandwidth	10M		
Channel	23060	23095	23130
	(Low)	(Mid)	(High)
Frequency (MHz)	704	707.5	711
Conducted Power (dBm)	22.31	22.43	22.33
Conducted Power (Watts)	0.1702	0.1750	0.1710
ERP(dBm)	17.36	17.48	17.38
ERP(Watts)	0.0545	0.0560	0.0547



LTE Band 12 (GT - LC = -2.80 dB) 64QAM									
Bandwidth	1.4M			3M			5M		
Channel	23017	23095	23173	23025	23095	23165	23035	23095	23155
	(Low)	(Mid)	(High)	(Low)	(Mid)	(High)	(Low)	(Mid)	(High)
Frequency (MHz)	699.7	707.5	715.3	700.5	707.5	714.5	701.5	707.5	713.5
Conducted Power (dBm)	21.34	21.36	21.21	21.84	20.79	20.88	20.88	21.33	21.39
Conducted Power (Watts)	0.1361	0.1368	0.1321	0.1528	0.1199	0.1225	0.1225	0.1358	0.1377
ERP(dBm)	16.39	16.41	16.26	16.89	15.84	15.93	15.93	16.38	16.44
ERP(Watts)	0.0436	0.0438	0.0423	0.0489	0.0384	0.0392	0.0392	0.0435	0.0441

LTE Band 12 (GT - LC = -2.80 dB) 64QAM			
Bandwidth	10M		
Channel	23060	23095	23130
	(Low)	(Mid)	(High)
Frequency (MHz)	704	707.5	711
Conducted Power (dBm)	21.22	21.34	21.22
Conducted Power (Watts)	0.1324	0.1361	0.1324
ERP(dBm)	16.27	16.39	16.27
ERP(Watts)	0.0424	0.0436	0.0424



LTE Band 12 (GT - LC = -2.80 dB) 256QAM									
Bandwidth	1.4M			3M			5M		
Channel	23017	23095	23173	23025	23095	23165	23035	23095	23155
	(Low)	(Mid)	(High)	(Low)	(Mid)	(High)	(Low)	(Mid)	(High)
Frequency (MHz)	699.7	707.5	715.3	700.5	707.5	714.5	701.5	707.5	713.5
Conducted Power (dBm)	17.99	18.16	18.22	18.07	18.23	18.07	18.04	18.12	18.20
Conducted Power (Watts)	0.0630	0.0655	0.0664	0.0641	0.0665	0.0641	0.0637	0.0649	0.0661
ERP(dBm)	13.04	13.21	13.27	13.12	13.28	13.12	13.09	13.17	13.25
ERP(Watts)	0.0201	0.0209	0.0212	0.0205	0.0213	0.0205	0.0204	0.0207	0.0211

LTE Band 12 (GT - LC = -2.80 dB) 256QAM			
Bandwidth	10M		
Channel	23060	23095	23130
	(Low)	(Mid)	(High)
Frequency (MHz)	704	707.5	711
Conducted Power (dBm)	18.36	18.48	18.47
Conducted Power (Watts)	0.0685	0.0705	0.0703
ERP(dBm)	13.41	13.53	13.52
ERP(Watts)	0.0219	0.0225	0.0225



LTE Band 13 (GT - LC = -3.17 dB) QPSK						
Bandwidth	5M			10M		
Channel	23205	23230	23255	23230		
	(Low)	(Mid)	(High)	-	(Mid)	-
Frequency	779.5	782	784.5	-	782	-
(MHz)						
Conducted Power (dBm)	22.39	22.64	22.58		22.67	-
Conducted Power (Watts)	0.1734	0.1837	0.1811		0.1849	-
ERP(dBm)	17.07	17.32	17.26		17.35	-
ERP(Watts)	0.0509	0.0540	0.0532		0.0543	-

LTE Band 13 (GT - LC = -3.17 dB) 16QAM						
Bandwidth	5M			10M		
Channel	23205	23230	23255	23230		
	(Low)	(Mid)	(High)	-	(Mid)	-
Frequency	779.5	782	784.5	-	782	-
(MHz)						
Conducted Power (dBm)	21.67	22.16	21.81		22.18	-
Conducted Power (Watts)	0.1469	0.1644	0.1517		0.1652	-
ERP(dBm)	16.35	16.84	16.49		16.86	-
ERP(Watts)	0.0432	0.0483	0.0446		0.0485	-



LTE Band 13 (GT - LC = -3.17 dB) 64QAM						
Bandwidth	5M			10M		
Channel	23205	23230	23255	23230		
	(Low)	(Mid)	(High)	-	(Mid)	-
Frequency	779.5	782	784.5	-	782	-
(MHz)						
Conducted Power (dBm)	20.60	20.65	21.35		21.41	-
Conducted Power (Watts)	0.1148	0.1161	0.1365		0.1384	-
ERP(dBm)	15.28	15.33	16.03		16.09	-
ERP(Watts)	0.0337	0.0341	0.0401		0.0406	-

LTE Band 13 (GT - LC = -3.17 dB) 256QAM						
Bandwidth	5M			10M		
Channel	23205	23230	23255	23230		
	(Low)	(Mid)	(High)	-	(Mid)	-
Frequency	779.5	782	784.5	-	782	-
(MHz)						
Conducted Power (dBm)	17.63	17.75	17.74		17.81	-
Conducted Power (Watts)	0.0579	0.0596	0.0594		0.0604	-
ERP(dBm)	12.31	12.43	12.42		12.49	-
ERP(Watts)	0.0170	0.0175	0.0175		0.0177	-



LTE Band 26 (GT - LC = -3.91 dB) QPSK									
Bandwidth	1.4M			3M			5M		
Channel	26797	26915	27033	26805	26915	27025	26815	26915	27015
	(Low)	(Mid)	(High)	(Low)	(Mid)	(High)	(Low)	(Mid)	(High)
Frequency	824.7	836.5	848.3	825.5	836.5	847.5	826.5	836.5	846.5
(MHz)									
Conducted Power (dBm)	23.24	23.36	23.20	23.18	23.30	23.20	23.15	23.32	23.18
Conducted Power (Watts)	0.2109	0.2168	0.2089	0.2080	0.2138	0.2089	0.2065	0.2148	0.2080
ERP(dBm)	17.18	17.30	17.14	17.12	17.24	17.14	17.09	17.26	17.12
ERP(Watts)	0.0522	0.0537	0.0518	0.0515	0.0530	0.0518	0.0512	0.0532	0.0515

LTE Band 26 (GT - LC = -3.91 dB) QPSK							
Bandwidth	10M			15M			15M
Channel	26840	26915	26990	26865	26915	26965	26790
	(Low)	(Mid)	(High)	(Low)	(Mid)	(High)	(Low)
Frequency	829	836.5	844	831.5	836.5	841.5	824
(MHz)							
Conducted Power (dBm)	23.22	23.30	23.26	23.40	23.83	23.43	23.40
Conducted Power (Watts)	0.2099	0.2138	0.2118	0.2188	0.2415	0.2203	0.2188
ERP(dBm)	17.16	17.24	17.20	17.34	17.77	17.37	17.34
ERP(Watts)	0.0520	0.0530	0.0525	0.0542	0.0598	0.0546	0.0542



LTE Band 26 (GT - LC = -3.91 dB) 16QAM									
Bandwidth	1.4M			3M			5M		
Channel	26797	26915	27033	26805	26915	27025	26815	26915	27015
	(Low)	(Mid)	(High)	(Low)	(Mid)	(High)	(Low)	(Mid)	(High)
Frequency	824.7	836.5	848.3	825.5	836.5	847.5	826.5	836.5	846.5
(MHz)									
Conducted Power (dBm)	22.79	22.60	22.41	22.73	22.67	22.36	22.73	22.60	22.41
Conducted Power (Watts)	0.1901	0.1820	0.1742	0.1875	0.1849	0.1722	0.1875	0.1820	0.1742
ERP(dBm)	16.73	16.54	16.35	16.67	16.61	16.30	16.67	16.54	16.35
ERP(Watts)	0.0471	0.0451	0.0432	0.0465	0.0458	0.0427	0.0465	0.0451	0.0432

LTE Band 26 (GT - LC = -3.91 dB) 16QAM							
Bandwidth	10M			15M			15M
Channel	26840	26915	26990	26865	26915	26965	26790
	(Low)	(Mid)	(High)	(Low)	(Mid)	(High)	(Low)
Frequency	829	836.5	844	831.5	836.5	841.5	824
(MHz)							
Conducted Power (dBm)	22.77	22.65	22.36	22.97	22.83	22.58	22.97
Conducted Power (Watts)	0.1892	0.1841	0.1722	0.1982	0.1919	0.1811	0.1982
ERP(dBm)	16.71	16.59	16.30	16.91	16.77	16.52	16.91
ERP(Watts)	0.0469	0.0456	0.0427	0.0491	0.0475	0.0449	0.0491



LTE Band 26 (GT - LC = -3.91 dB) 64QAM									
Bandwidth	1.4M			3M			5M		
Channel	26797	26915	27033	26805	26915	27025	26815	26915	27015
	(Low)	(Mid)	(High)	(Low)	(Mid)	(High)	(Low)	(Mid)	(High)
Frequency	824.7	836.5	848.3	825.5	836.5	847.5	826.5	836.5	846.5
(MHz)									
Conducted Power (dBm)	21.16	21.07	21.68	21.14	21.11	21.64	21.17	21.07	21.64
Conducted Power (Watts)	0.1306	0.1279	0.1472	0.1300	0.1291	0.1459	0.1309	0.1279	0.1459
ERP(dBm)	15.10	15.01	15.62	15.08	15.05	15.58	15.11	15.01	15.58
ERP(Watts)	0.0324	0.0317	0.0365	0.0322	0.0320	0.0361	0.0324	0.0317	0.0361

LTE Band 26 (GT - LC = -3.91 dB) 64QAM							
Bandwidth	10M			15M			15M
Channel	26840	26915	26990	26865	26915	26965	26790
	(Low)	(Mid)	(High)	(Low)	(Mid)	(High)	(Low)
Frequency	829	836.5	844	831.5	836.5	841.5	824
(MHz)							
Conducted Power (dBm)	21.18	21.12	21.65	21.35	21.28	21.86	21.71
Conducted Power (Watts)	0.1312	0.1294	0.1462	0.1365	0.1343	0.1535	0.1483
ERP(dBm)	15.12	15.06	15.59	15.29	15.22	15.80	15.65
ERP(Watts)	0.0325	0.0321	0.0362	0.0338	0.0333	0.0380	0.0367



LTE Band 26 (GT - LC = -3.91 dB) 256QAM									
Bandwidth	1.4M			3M			5M		
Channel	26797	26915	27033	26805	26915	27025	26815	26915	27015
	(Low)	(Mid)	(High)	(Low)	(Mid)	(High)	(Low)	(Mid)	(High)
Frequency	824.7	836.5	848.3	825.5	836.5	847.5	826.5	836.5	846.5
(MHz)									
Conducted Power (dBm)	18.95	19.04	18.89	18.94	19.07	19.04	18.97	19.08	19.02
Conducted Power (Watts)	0.0785	0.0802	0.0774	0.0783	0.0807	0.0802	0.0789	0.0809	0.0798
ERP(dBm)	12.89	12.98	12.83	12.88	13.01	12.98	12.91	13.02	12.96
ERP(Watts)	0.0195	0.0199	0.0192	0.0194	0.0200	0.0199	0.0195	0.0200	0.0198

LTE Band 26 (GT - LC = -3.91 dB) 256QAM							
Bandwidth	10M			15M			15M
Channel	26840	26915	26990	26865	26915	26965	26790
	(Low)	(Mid)	(High)	(Low)	(Mid)	(High)	(Low)
Frequency	829	836.5	844	831.5	836.5	841.5	824
(MHz)							
Conducted Power (dBm)	19.07	19.03	19.06	19.06	19.06	19.09	19.06
Conducted Power (Watts)	0.0807	0.0800	0.0805	0.0805	0.0805	0.0811	0.0805
ERP(dBm)	13.01	12.97	13.00	13.00	13.00	13.03	13.00
ERP(Watts)	0.0200	0.0198	0.0200	0.0200	0.0200	0.0201	0.0200



LTE Band 66 (GT - LC = -0.85 dB) QPSK									
Bandwidth	1.4M			3M			5M		
Channel	131979	132322	132665	131987	132322	132657	131997	132322	132647
	(Low)	(Mid)	(High)	(Low)	(Mid)	(High)	(Low)	(Mid)	(High)
Frequency (MHz)	1710.7	1745	1779.3	1711.5	1745	1778.5	1712.5	1745	1777.5
Conducted Power (dBm)	23.11	23.14	23.16	23.15	23.16	23.14	23.18	23.14	23.13
Conducted Power (Watts)	0.2046	0.2061	0.2070	0.2065	0.2070	0.2061	0.2080	0.2061	0.2056
EIRP(dBm)	22.26	22.29	22.31	22.30	22.31	22.29	22.33	22.29	22.28
EIRP(Watts)	0.1683	0.1694	0.1702	0.1698	0.1702	0.1694	0.1710	0.1694	0.1690

LTE Band 66 (GT - LC = -0.85 dB) QPSK									
Bandwidth	10M			15M			20M		
Channel	132022	132322	132622	132047	132322	132597	132072	132322	132572
	(Low)	(Mid)	(High)	(Low)	(Mid)	(High)	(Low)	(Mid)	(Mid)
Frequency (MHz)	1715	1745	1775	1717.5	1745	1772.5	1720	1745	1770
Conducted Power (dBm)	23.11	23.21	23.09	23.10	23.17	23.12	23.20	23.24	23.17
Conducted Power (Watts)	0.2046	0.2094	0.2037	0.2042	0.2075	0.2051	0.2089	0.2109	0.2075
EIRP(dBm)	22.26	22.36	22.24	22.25	22.32	22.27	22.35	22.39	22.32
EIRP(Watts)	0.1683	0.1722	0.1675	0.1679	0.1706	0.1687	0.1718	0.1734	0.1706



LTE Band 66 (GT - LC = -0.85 dB) 16QAM									
Bandwidth	1.4M			3M			5M		
Channel	131979	132322	132665	131987	132322	132657	131997	132322	132647
	(Low)	(Mid)	(High)	(Low)	(Mid)	(High)	(Low)	(Mid)	(High)
Frequency (MHz)	1710.7	1745	1779.3	1711.5	1745	1778.5	1712.5	1745	1777.5
Conducted Power (dBm)	22.47	22.41	22.97	22.47	22.47	22.99	22.51	22.41	23.03
Conducted Power (Watts)	0.1766	0.1742	0.1982	0.1766	0.1766	0.1991	0.1782	0.1742	0.2009
EIRP(dBm)	21.62	21.56	22.12	21.62	21.62	22.14	21.66	21.56	22.18
EIRP(Watts)	0.1452	0.1432	0.1629	0.1452	0.1452	0.1637	0.1466	0.1432	0.1652

LTE Band 66 (GT - LC = -0.85 dB) 16QAM									
Bandwidth	10M			15M			20M		
Channel	132022	132322	132622	132047	132322	132597	132072	132322	132572
	(Low)	(Mid)	(High)	(Low)	(Mid)	(High)	(Low)	(Mid)	(Mid)
Frequency (MHz)	1715	1745	1775	1717.5	1745	1772.5	1720	1745	1770
Conducted Power (dBm)	22.49	22.40	22.97	22.54	22.46	23.02	22.57	22.50	23.05
Conducted Power (Watts)	0.1774	0.1738	0.1982	0.1795	0.1762	0.2004	0.1807	0.1778	0.2018
EIRP(dBm)	21.64	21.55	22.12	21.69	21.61	22.17	21.72	21.65	22.20
EIRP(Watts)	0.1459	0.1429	0.1629	0.1476	0.1449	0.1648	0.1486	0.1462	0.1660



LTE Band 66 (GT - LC = -0.85 dB) 64QAM									
Bandwidth	1.4M			3M			5M		
Channel	131979	132322	132665	131987	132322	132657	131997	132322	132647
	(Low)	(Mid)	(High)	(Low)	(Mid)	(High)	(Low)	(Mid)	(High)
Frequency (MHz)	1710.7	1745	1779.3	1711.5	1745	1778.5	1712.5	1745	1777.5
Conducted Power (dBm)	21.50	21.31	21.64	20.81	21.43	21.60	21.58	21.34	21.55
Conducted Power (Watts)	0.1413	0.1352	0.1459	0.1205	0.1390	0.1445	0.1439	0.1361	0.1429
EIRP(dBm)	20.65	20.46	20.79	19.96	20.58	20.75	20.73	20.49	20.70
EIRP(Watts)	0.1161	0.1112	0.1199	0.0991	0.1143	0.1189	0.1183	0.1119	0.1175

LTE Band 66 (GT - LC = -0.85 dB) 64QAM									
Bandwidth	10M			15M			20M		
Channel	132022	132322	132622	132047	132322	132597	132072	132322	132572
	(Low)	(Mid)	(High)	(Low)	(Mid)	(High)	(Low)	(Mid)	(Mid)
Frequency (MHz)	1715	1745	1775	1717.5	1745	1772.5	1720	1745	1770
Conducted Power (dBm)	21.52	21.35	21.61	21.58	21.37	21.57	21.59	21.40	21.65
Conducted Power (Watts)	0.1419	0.1365	0.1449	0.1439	0.1371	0.1435	0.1442	0.1380	0.1462
EIRP(dBm)	20.67	20.50	20.76	20.73	20.52	20.72	20.74	20.55	20.80
EIRP(Watts)	0.1167	0.1122	0.1191	0.1183	0.1127	0.1180	0.1186	0.1135	0.1202



LTE Band 66 (GT - LC = -0.85 dB) 256QAM									
Bandwidth	1.4M			3M			5M		
Channel	131979	132322	132665	131987	132322	132657	131997	132322	132647
	(Low)	(Mid)	(High)	(Low)	(Mid)	(High)	(Low)	(Mid)	(High)
Frequency (MHz)	1710.7	1745	1779.3	1711.5	1745	1778.5	1712.5	1745	1777.5
Conducted Power (dBm)	18.65	18.58	18.56	18.73	18.69	18.57	18.73	18.67	18.54
Conducted Power (Watts)	0.0733	0.0721	0.0718	0.0746	0.0740	0.0719	0.0746	0.0736	0.0714
EIRP(dBm)	17.80	17.73	17.71	17.88	17.84	17.72	17.88	17.82	17.69
EIRP(Watts)	0.0603	0.0593	0.0590	0.0614	0.0608	0.0592	0.0614	0.0605	0.0587

LTE Band 66 (GT - LC = -0.85 dB) 256QAM									
Bandwidth	10M			15M			20M		
Channel	132022	132322	132622	132047	132322	132597	132072	132322	132572
	(Low)	(Mid)	(High)	(Low)	(Mid)	(High)	(Low)	(Mid)	(Mid)
Frequency (MHz)	1715	1745	1775	1717.5	1745	1772.5	1720	1745	1770
Conducted Power (dBm)	18.60	18.60	18.71	18.67	18.66	18.67	18.70	18.70	18.68
Conducted Power (Watts)	0.0724	0.0724	0.0743	0.0736	0.0735	0.0736	0.0741	0.0741	0.0738
EIRP(dBm)	17.75	17.75	17.86	17.82	17.81	17.82	17.85	17.85	17.83
EIRP(Watts)	0.0596	0.0596	0.0611	0.0605	0.0604	0.0605	0.0610	0.0610	0.0607



CA EIRP

LTE Band 66B CA (GT - LC = -0.85 dB) QPSK									
Bandwidth	5M + 5M			5M + 10M			5M + 15M		
Channel PCC	131997	132398	132599	132000	132375	132550	132022	132353	132504
	(Low)	(Mid)	(High)	(Low)	(Mid)	(High)	(Low)	(Mid)	(High)
Channel SCC	132045	132446	132647	132072	132447	132622	132095	132446	132597
	(Low)	(Mid)	(High)	(Low)	(Mid)	(High)	(Low)	(Mid)	(High)
Conducted Power (dBm)	23.71	23.67	23.70	23.66	23.73	23.67	23.69	23.71	23.58
Conducted Power (Watts)	0.2350	0.2328	0.2344	0.2323	0.2360	0.2328	0.2339	0.2350	0.2280
EIRP(dBm)	22.86	22.82	22.85	22.81	22.88	22.82	22.84	22.86	22.73
EIRP(Watts)	0.1932	0.1914	0.1928	0.1910	0.1941	0.1914	0.1923	0.1932	0.1875

LTE Band 66B CA (GT - LC = -0.85 dB) QPSK									
Bandwidth	10M + 5M			10M + 10M			15M + 5M		
Channel PCC	132022	132397	132572	132022	132373	132523	132047	132398	132549
	(Low)	(Mid)	(High)	(Low)	(Mid)	(High)	(Low)	(Mid)	(High)
Channel SCC	132094	132469	132644	132121	132472	132622	132140	132491	132642
	(Low)	(Mid)	(High)	(Low)	(Mid)	(High)	(Low)	(Mid)	(High)
Conducted Power (dBm)	23.72	23.70	23.73	23.76	23.81	23.62	23.57	23.65	23.64
Conducted Power (Watts)	0.2355	0.2344	0.2360	0.2377	0.2404	0.2301	0.2275	0.2317	0.2312
EIRP(dBm)	22.87	22.85	22.88	22.91	22.96	22.77	22.72	22.80	22.79
EIRP(Watts)	0.1936	0.1928	0.1941	0.1954	0.1977	0.1892	0.1871	0.1905	0.1901



LTE Band 66B CA (GT - LC = -0.85 dB) 16QAM									
Bandwidth	5M + 5M			5M + 10M			5M + 15M		
Channel PCC	131997	132398	132599	132000	132375	132550	132022	132353	132504
	(Low)	(Mid)	(High)	(Low)	(Mid)	(High)	(Low)	(Mid)	(High)
Channel SCC	132045	132446	132647	132072	132447	132622	132095	132446	132597
	(Low)	(Mid)	(High)	(Low)	(Mid)	(High)	(Low)	(Mid)	(High)
Conducted Power (dBm)	22.89	22.92	22.93	22.91	22.85	22.91	22.78	22.89	22.76
Conducted Power (Watts)	0.1945	0.1959	0.1963	0.1954	0.1928	0.1954	0.1897	0.1945	0.1888
EIRP(dBm)	22.04	22.07	22.08	22.06	22.00	22.06	21.93	22.04	21.91
EIRP(Watts)	0.1600	0.1611	0.1614	0.1607	0.1585	0.1607	0.1560	0.1600	0.1552

LTE Band 66B CA (GT - LC = -0.85 dB) 16QAM									
Bandwidth	10M + 5M			10M + 10M			15M + 5M		
Channel PCC	132022	132397	132572	132022	132373	132523	132047	132398	132549
	(Low)	(Mid)	(High)	(Low)	(Mid)	(High)	(Low)	(Mid)	(High)
Channel SCC	132094	132469	132644	132121	132472	132622	132140	132491	132642
	(Low)	(Mid)	(High)	(Low)	(Mid)	(High)	(Low)	(Mid)	(High)
Conducted Power (dBm)	22.85	22.88	22.89	22.88	23.00	23.10	22.86	22.75	22.74
Conducted Power (Watts)	0.1928	0.1941	0.1945	0.1941	0.1995	0.2042	0.1932	0.1884	0.1879
EIRP(dBm)	22.00	22.03	22.04	22.03	22.15	22.25	22.01	21.90	21.89
EIRP(Watts)	0.1585	0.1596	0.1600	0.1596	0.1641	0.1679	0.1589	0.1549	0.1545



LTE Band 66B CA (GT - LC = -0.85 dB) 64QAM									
Bandwidth	5M + 5M			5M + 10M			5M + 15M		
Channel PCC	131997	132398	132599	132000	132375	132550	132022	132353	132504
	(Low)	(Mid)	(High)	(Low)	(Mid)	(High)	(Low)	(Mid)	(High)
Channel SCC	132045	132446	132647	132072	132447	132622	132095	132446	132597
	(Low)	(Mid)	(High)	(Low)	(Mid)	(High)	(Low)	(Mid)	(High)
Conducted Power (dBm)	21.73	21.75	21.66	21.76	21.71	21.67	21.74	21.64	21.63
Conducted Power (Watts)	0.1489	0.1496	0.1466	0.1500	0.1483	0.1469	0.1493	0.1459	0.1455
EIRP(dBm)	20.88	20.90	20.81	20.91	20.86	20.82	20.89	20.79	20.78
EIRP(Watts)	0.1225	0.1230	0.1205	0.1233	0.1219	0.1208	0.1227	0.1199	0.1197

LTE Band 66B CA (GT - LC = -0.85 dB) 64QAM									
Bandwidth	10M + 5M			10M + 10M			15M + 5M		
Channel PCC	132022	132397	132572	132022	132373	132523	132047	132398	132549
	(Low)	(Mid)	(High)	(Low)	(Mid)	(High)	(Low)	(Mid)	(High)
Channel SCC	132094	132469	132644	132121	132472	132622	132140	132491	132642
	(Low)	(Mid)	(High)	(Low)	(Mid)	(High)	(Low)	(Mid)	(High)
Conducted Power (dBm)	21.72	21.74	21.74	21.95	21.81	21.92	21.63	21.66	21.73
Conducted Power (Watts)	0.1486	0.1493	0.1493	0.1567	0.1517	0.1556	0.1455	0.1466	0.1489
EIRP(dBm)	20.87	20.89	20.89	21.10	20.96	21.07	20.78	20.81	20.88
EIRP(Watts)	0.1222	0.1227	0.1227	0.1288	0.1247	0.1279	0.1197	0.1205	0.1225



LTE Band 66B CA (GT - LC = -0.85 dB) 256QAM									
Bandwidth	5M + 5M			5M + 10M			5M + 15M		
Channel PCC	131997	132398	132599	132000	132375	132550	132022	132353	132504
	(Low)	(Mid)	(High)	(Low)	(Mid)	(High)	(Low)	(Mid)	(High)
Channel SCC	132045	132446	132647	132072	132447	132622	132095	132446	132597
	(Low)	(Mid)	(High)	(Low)	(Mid)	(High)	(Low)	(Mid)	(High)
Conducted Power (dBm)	19.10	19.06	19.06	19.08	19.07	19.10	19.00	19.08	18.98
Conducted Power (Watts)	0.0813	0.0805	0.0805	0.0809	0.0807	0.0813	0.0794	0.0809	0.0791
EIRP(dBm)	18.25	18.21	18.21	18.23	18.22	18.25	18.15	18.23	18.13
EIRP(Watts)	0.0668	0.0662	0.0662	0.0665	0.0664	0.0668	0.0653	0.0665	0.0650

LTE Band 66B CA (GT - LC = -0.85 dB) 256QAM									
Bandwidth	10M + 5M			10M + 10M			15M + 5M		
Channel PCC	132022	132397	132572	132022	132373	132523	132047	132398	132549
	(Low)	(Mid)	(High)	(Low)	(Mid)	(High)	(Low)	(Mid)	(High)
Channel SCC	132094	132469	132644	132121	132472	132622	132140	132491	132642
	(Low)	(Mid)	(High)	(Low)	(Mid)	(High)	(Low)	(Mid)	(High)
Conducted Power (dBm)	19.03	19.03	19.02	19.25	19.15	19.17	18.98	18.98	18.90
Conducted Power (Watts)	0.0800	0.0800	0.0798	0.0841	0.0822	0.0826	0.0791	0.0791	0.0776
EIRP(dBm)	18.18	18.18	18.17	18.40	18.30	18.32	18.13	18.13	18.05
EIRP(Watts)	0.0658	0.0658	0.0656	0.0692	0.0676	0.0679	0.0650	0.0650	0.0638



LTE Band 66C CA (GT - LC = -0.85 dB) QPSK									
Bandwidth	15M + 15M			5M + 20M			20M + 5M		
Channel PCC	39725	40545	41365	39683	40528	41373	39750	40595	41440
	(Low)	(Mid)	(High)	(Low)	(Mid)	(High)	(Low)	(Mid)	(High)
Channel SCC	39875	40695	41515	39800	40645	41490	39867	40712	41557
	(Low)	(Mid)	(High)	(Low)	(Mid)	(High)	(Low)	(Mid)	(High)
Conducted Power (dBm)	22.91	23.03	22.72	22.93	22.91	22.85	23.00	22.99	22.72
Conducted Power (Watts)	0.1954	0.2009	0.1871	0.1963	0.1954	0.1928	0.1995	0.1991	0.1871
EIRP(dBm)	22.06	22.18	21.87	22.08	22.06	22.00	22.15	22.14	21.87
EIRP(Watts)	0.1607	0.1652	0.1538	0.1614	0.1607	0.1585	0.1641	0.1637	0.1538

LTE Band 66C CA (GT - LC = -0.85 dB) QPSK									
Bandwidth	10M + 20M			20M + 10M			15M + 20M		
Channel PCC	39705	40526	41346	39750	40571	41391	39728	40523	41319
	(Low)	(Mid)	(High)	(Low)	(Mid)	(High)	(Low)	(Mid)	(High)
Channel SCC	39849	40670	41490	39894	40715	41535	39899	40694	41490
	(Low)	(Mid)	(High)	(Low)	(Mid)	(High)	(Low)	(Mid)	(High)
Conducted Power (dBm)	22.99	23.00	22.72	22.96	23.02	22.82	22.89	22.95	22.78
Conducted Power (Watts)	0.1991	0.1995	0.1871	0.1977	0.2004	0.1914	0.1945	0.1972	0.1897
EIRP(dBm)	22.14	22.15	21.87	22.11	22.17	21.97	22.04	22.10	21.93
EIRP(Watts)	0.1637	0.1641	0.1538	0.1626	0.1648	0.1574	0.1600	0.1622	0.1560



LTE Band 66C CA (GT - LC = -0.85 dB) QPSK						
Bandwidth	20M+15M			20M+20M		
Channel PCC	39750	40546	41341	39750	40521	41292
	(Low)	(Mid)	(High)	(Low)	(Mid)	(High)
Channel SCC	39921	40717	41512	39948	40719	41490
	(Low)	(Mid)	(High)	(Low)	(Mid)	(High)
Conducted Power (dBm)	22.92	22.91	22.79	23.02	23.05	22.87
Conducted Power (Watts)	0.1959	0.1954	0.1901	0.2004	0.2018	0.1936
EIRP(dBm)	22.07	22.06	21.94	22.17	22.20	22.02
EIRP(Watts)	0.1611	0.1607	0.1563	0.1648	0.1660	0.1592

LTE Band 66C CA (GT - LC = 1.80 dB) QPSK						
Bandwidth	15M+10M			10M+15M		
Channel PCC	39725	40571	41417	39703	40549	41395
	(Low)	(Mid)	(High)	(Low)	(Mid)	(High)
Channel SCC	39845	40691	41537	39823	40669	41490
	(Low)	(Mid)	(High)	(Low)	(Mid)	(High)
Conducted Power (dBm)	23.00	22.90	22.82	22.87	22.99	22.86
Conducted Power (Watts)	0.1995	0.1950	0.1914	0.1936	0.1991	0.1932
EIRP(dBm)	22.15	22.05	21.97	22.02	22.14	22.01
EIRP(Watts)	0.1641	0.1603	0.1574	0.1592	0.1637	0.1589



LTE Band 66C CA (GT - LC = -0.85 dB) 16QAM									
Bandwidth	15M + 15M			5M + 20M			20M + 5M		
Channel PCC	39725	40545	41365	39683	40528	41373	39750	40595	41440
	(Low)	(Mid)	(High)	(Low)	(Mid)	(High)	(Low)	(Mid)	(High)
Channel SCC	39875	40695	41515	39800	40645	41490	39867	40712	41557
	(Low)	(Mid)	(High)	(Low)	(Mid)	(High)	(Low)	(Mid)	(High)
Conducted Power (dBm)	21.95	22.01	22.18	22.00	21.89	22.13	22.07	21.91	22.07
Conducted Power (Watts)	0.1567	0.1589	0.1652	0.1585	0.1545	0.1633	0.1611	0.1552	0.1611
EIRP(dBm)	21.10	21.16	21.33	21.15	21.04	21.28	21.22	21.06	21.22
EIRP(Watts)	0.1288	0.1306	0.1358	0.1303	0.1271	0.1343	0.1324	0.1276	0.1324

LTE Band 66C CA (GT - LC = -0.85 dB) 16QAM									
Bandwidth	10M + 20M			20M + 10M			15M + 20M		
Channel PCC	39705	40526	41346	39750	40571	41391	39728	40523	41319
	(Low)	(Mid)	(High)	(Low)	(Mid)	(High)	(Low)	(Mid)	(High)
Channel SCC	39849	40670	41490	39894	40715	41535	39899	40694	41490
	(Low)	(Mid)	(High)	(Low)	(Mid)	(High)	(Low)	(Mid)	(High)
Conducted Power (dBm)	22.03	22.01	22.18	22.00	21.96	22.09	22.02	21.92	22.11
Conducted Power (Watts)	0.1596	0.1589	0.1652	0.1585	0.1570	0.1618	0.1592	0.1556	0.1626
EIRP(dBm)	21.18	21.16	21.33	21.15	21.11	21.24	21.17	21.07	21.26
EIRP(Watts)	0.1312	0.1306	0.1358	0.1303	0.1291	0.1330	0.1309	0.1279	0.1337



LTE Band 66C CA (GT - LC = -0.85 dB) 16QAM						
Bandwidth	20M+15M			20M+20M		
Channel PCC	39750	40546	41341	39750	40521	41292
	(Low)	(Mid)	(High)	(Low)	(Mid)	(High)
Channel SCC	39921	40717	41512	39948	40719	41490
	(Low)	(Mid)	(High)	(Low)	(Mid)	(High)
Conducted Power (dBm)	21.94	22.01	22.06	22.08	22.04	22.19
Conducted Power (Watts)	0.1563	0.1589	0.1607	0.1614	0.1600	0.1656
EIRP(dBm)	21.09	21.16	21.21	21.23	21.19	21.34
EIRP(Watts)	0.1285	0.1306	0.1321	0.1327	0.1315	0.1361

LTE Band 66C CA (GT - LC = -0.85 dB) 16QAM						
Bandwidth	15M+10M			10M+15M		
Channel PCC	39725	40571	41417	39703	40549	41395
	(Low)	(Mid)	(High)	(Low)	(Mid)	(High)
Channel SCC	39845	40691	41537	39823	40669	41490
	(Low)	(Mid)	(High)	(Low)	(Mid)	(High)
Conducted Power (dBm)	21.99	21.96	22.07	22.07	21.98	22.17
Conducted Power (Watts)	0.1581	0.1570	0.1611	0.1611	0.1578	0.1648
EIRP(dBm)	21.14	21.11	21.22	21.22	21.13	21.32
EIRP(Watts)	0.1300	0.1291	0.1324	0.1324	0.1297	0.1355



LTE Band 66C CA (GT - LC = -0.85 dB) 64QAM									
Bandwidth	15M + 15M			5M + 20M			20M + 5M		
Channel PCC	39725	40545	41365	39683	40528	41373	39750	40595	41440
	(Low)	(Mid)	(High)	(Low)	(Mid)	(High)	(Low)	(Mid)	(High)
Channel SCC	39875	40695	41515	39800	40645	41490	39867	40712	41557
	(Low)	(Mid)	(High)	(Low)	(Mid)	(High)	(Low)	(Mid)	(High)
Conducted Power (dBm)	20.89	20.98	20.88	20.91	21.07	20.92	20.93	20.97	20.95
Conducted Power (Watts)	0.1227	0.1253	0.1225	0.1233	0.1279	0.1236	0.1239	0.1250	0.1245
EIRP(dBm)	20.04	20.13	20.03	20.06	20.22	20.07	20.08	20.12	20.10
EIRP(Watts)	0.1009	0.1030	0.1007	0.1014	0.1052	0.1016	0.1019	0.1028	0.1023

LTE Band 66C CA (GT - LC = -0.85 dB) 64QAM									
Bandwidth	10M + 20M			20M + 10M			15M + 20M		
Channel PCC	39705	40526	41346	39750	40571	41391	39728	40523	41319
	(Low)	(Mid)	(High)	(Low)	(Mid)	(High)	(Low)	(Mid)	(High)
Channel SCC	39849	40670	41490	39894	40715	41535	39899	40694	41490
	(Low)	(Mid)	(High)	(Low)	(Mid)	(High)	(Low)	(Mid)	(High)
Conducted Power (dBm)	20.90	21.06	21.00	20.85	21.05	20.92	20.88	20.98	21.00
Conducted Power (Watts)	0.1230	0.1276	0.1259	0.1216	0.1274	0.1236	0.1225	0.1253	0.1259
EIRP(dBm)	20.05	20.21	20.15	20.00	20.20	20.07	20.03	20.13	20.15
EIRP(Watts)	0.1012	0.1050	0.1035	0.1000	0.1047	0.1016	0.1007	0.1030	0.1035



LTE Band 66C CA (GT - LC = -0.85 dB) 64QAM						
Bandwidth	20M+15M			20M+20M		
Channel PCC	39750	40546	41341	39750	40521	41292
	(Low)	(Mid)	(High)	(Low)	(Mid)	(High)
Channel SCC	39921	40717	41512	39948	40719	41490
	(Low)	(Mid)	(High)	(Low)	(Mid)	(High)
Conducted Power (dBm)	20.83	21.08	20.97	20.97	21.11	21.03
Conducted Power (Watts)	0.1211	0.1282	0.1250	0.1250	0.1291	0.1268
EIRP(dBm)	19.98	20.23	20.12	20.12	20.26	20.18
EIRP(Watts)	0.0995	0.1054	0.1028	0.1028	0.1062	0.1042

LTE Band 66C CA (GT - LC = -0.85 dB) 64QAM						
Bandwidth	15M+10M			10M+15M		
Channel PCC	39725	40571	41417	39703	40549	41395
	(Low)	(Mid)	(High)	(Low)	(Mid)	(High)
Channel SCC	39845	40691	41537	39823	40669	41490
	(Low)	(Mid)	(High)	(Low)	(Mid)	(High)
Conducted Power (dBm)	20.87	20.97	20.89	20.92	21.02	21.02
Conducted Power (Watts)	0.1222	0.1250	0.1227	0.1236	0.1265	0.1265
EIRP(dBm)	20.02	20.12	20.04	20.07	20.17	20.17
EIRP(Watts)	0.1005	0.1028	0.1009	0.10	0.10	0.10



LTE Band 66C CA (GT - LC = -0.85 dB) 256QAM									
Bandwidth	15M + 15M			5M + 20M			20M + 5M		
Channel PCC	39725	40545	41365	39683	40528	41373	39750	40595	41440
	(Low)	(Mid)	(High)	(Low)	(Mid)	(High)	(Low)	(Mid)	(High)
Channel SCC	39875	40695	41515	39800	40645	41490	39867	40712	41557
	(Low)	(Mid)	(High)	(Low)	(Mid)	(High)	(Low)	(Mid)	(High)
Conducted Power (dBm)	18.10	18.10	18.04	18.06	18.10	18.14	18.09	18.12	18.11
Conducted Power (Watts)	0.0646	0.0646	0.0637	0.0640	0.0646	0.0652	0.0644	0.0649	0.0647
EIRP(dBm)	18.10	18.10	18.04	17.21	17.25	17.29	17.24	17.27	17.26
EIRP(Watts)	0.0646	0.0646	0.0637	0.0526	0.0531	0.0536	0.0530	0.0533	0.0532

LTE Band 66C CA (GT - LC = -0.85 dB) 256QAM									
Bandwidth	10M + 20M			20M + 10M			15M + 20M		
Channel PCC	39705	40526	41346	39750	40571	41391	39728	40523	41319
	(Low)	(Mid)	(High)	(Low)	(Mid)	(High)	(Low)	(Mid)	(High)
Channel SCC	39849	40670	41490	39894	40715	41535	39899	40694	41490
	(Low)	(Mid)	(High)	(Low)	(Mid)	(High)	(Low)	(Mid)	(High)
Conducted Power (dBm)	18.12	18.10	18.09	18.14	18.15	18.15	18.13	18.02	18.04
Conducted Power (Watts)	0.0649	0.0646	0.0644	0.0652	0.0653	0.0653	0.0650	0.0634	0.0637
EIRP(dBm)	17.27	17.25	17.24	17.29	17.30	17.30	17.28	17.17	17.19
EIRP(Watts)	0.0533	0.0531	0.0530	0.0536	0.0537	0.0537	0.0535	0.0521	0.0524



LTE Band 66C CA (GT - LC = -0.85 dB) 256QAM						
Bandwidth	20M+15M			20M+20M		
Channel PCC	39750	40546	41341	39750	40521	41292
	(Low)	(Mid)	(High)	(Low)	(Mid)	(High)
Channel SCC	39921	40717	41512	39948	40719	41490
	(Low)	(Mid)	(High)	(Low)	(Mid)	(High)
Conducted Power (dBm)	18.03	18.01	18.16	18.15	18.16	18.17
Conducted Power (Watts)	0.0635	0.0632	0.0655	0.0653	0.0655	0.0656
EIRP(dBm)	17.18	17.16	17.31	17.30	17.31	17.32
EIRP(Watts)	0.0522	0.0520	0.0538	0.0537	0.0538	0.0540

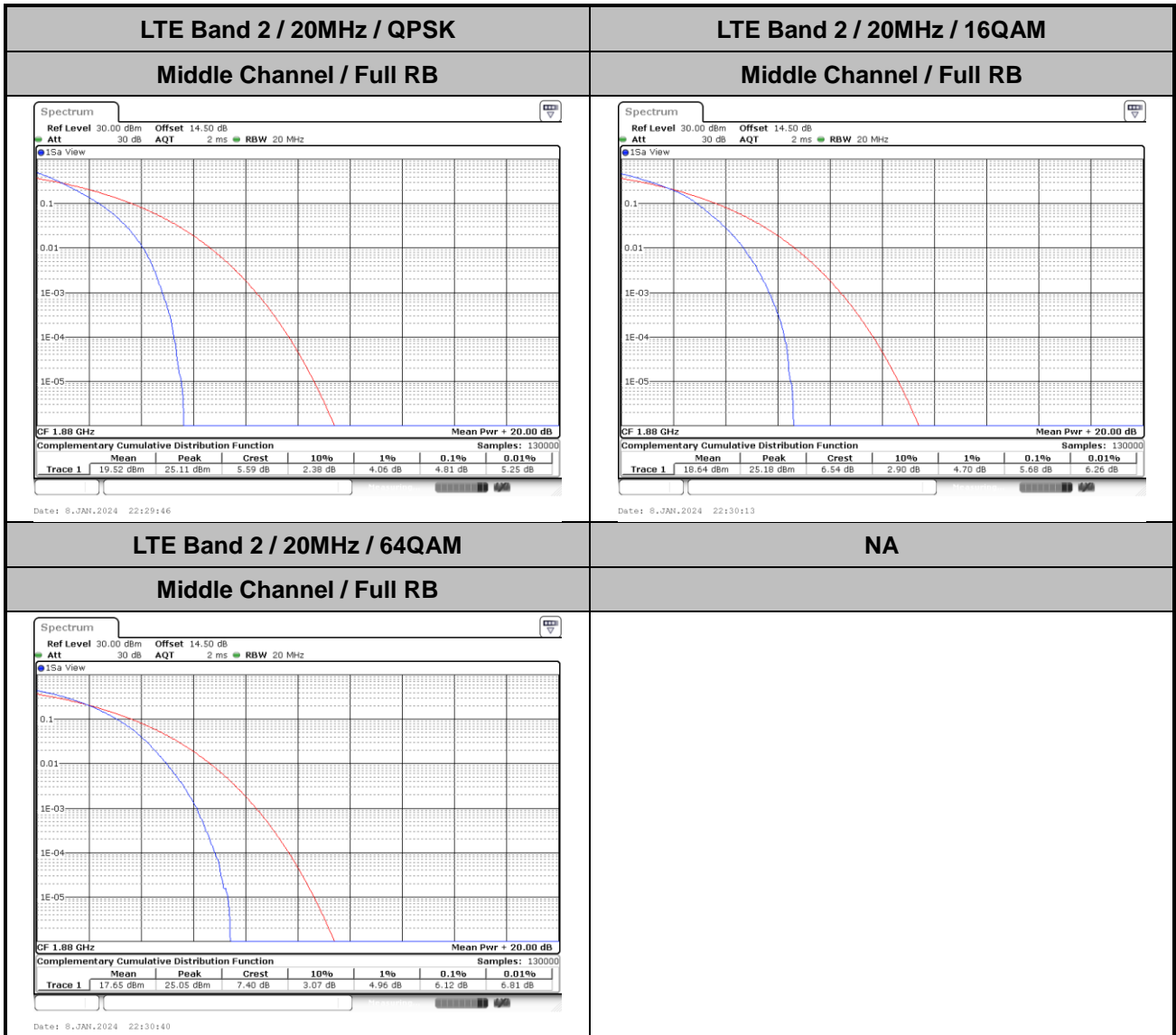
LTE Band 66C CA (GT - LC = -0.85 dB) 256QAM						
Bandwidth	15M+10M			10M+15M		
Channel PCC	39725	40571	41417	39703	40549	41395
	(Low)	(Mid)	(High)	(Low)	(Mid)	(High)
Channel SCC	39845	40691	41537	39823	40669	41490
	(Low)	(Mid)	(High)	(Low)	(Mid)	(High)
Conducted Power (dBm)	18.10	18.03	18.06	18.10	18.12	18.14
Conducted Power (Watts)	0.0646	0.0635	0.0640	0.0646	0.0649	0.0652
EIRP(dBm)	17.25	17.18	17.21	17.25	17.27	17.29
EIRP(Watts)	0.0531	0.0522	0.0526	0.05	0.05	0.05



LTE Band 2

Peak-to-Average Ratio

Mode	LTE Band 2 / 20MHz			
Mod.	QPSK	16QAM	64QAM	Limit: 13dB
RB Size	Full RB	Full RB	Full RB	Result
Middle CH	4.81	5.68	6.12	PASS





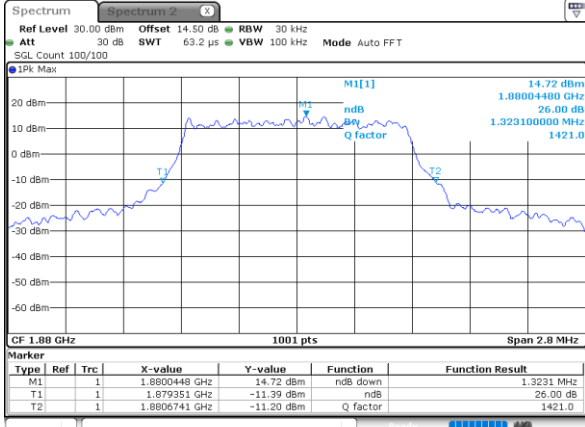
26dB Bandwidth

Mode	LTE Band 2 : 26dB BW(MHz)											
	1.4MHz		3MHz		5MHz		10MHz		15MHz		20MHz	
Mod.	QPSK	16QAM	QPSK	16QAM	QPSK	16QAM	QPSK	16QAM	QPSK	16QAM	QPSK	16QAM
Middle CH	1.32	1.33	3.03	3.06	5.01	5.16	9.97	9.95	14.51	14.60	19.10	19.18



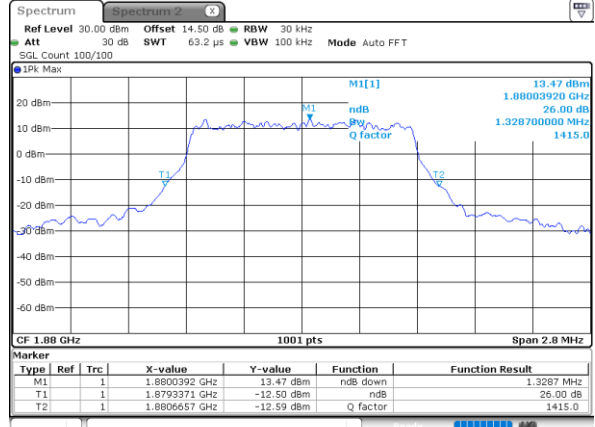
LTE Band 2

Middle Channel / 1.4MHz / QPSK



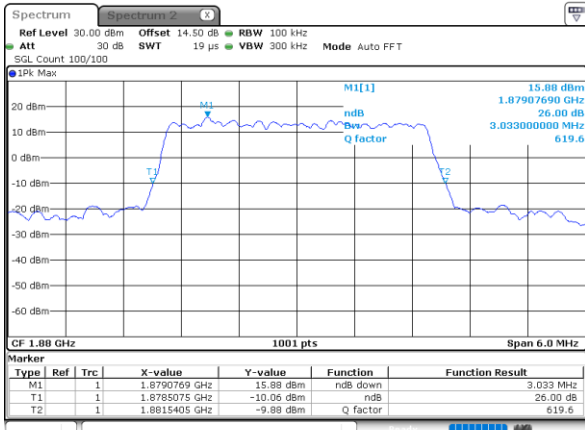
Date: 8_JAN,2024 20:59:02

Middle Channel / 1.4MHz / 16QAM



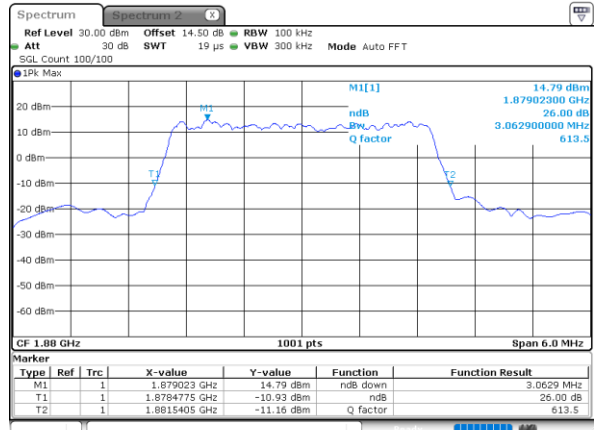
Date: 8_JAN,2024 20:59:42

Middle Channel / 3MHz / QPSK



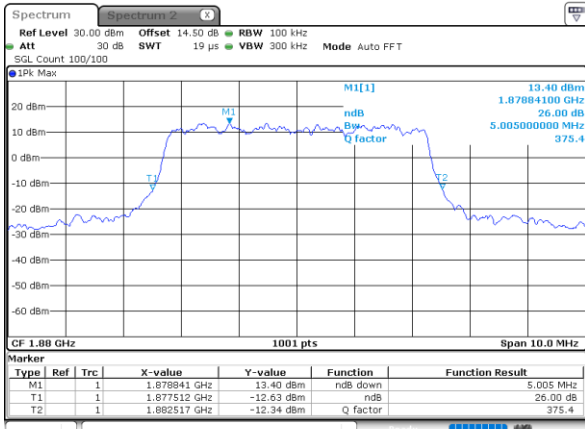
Date: 8_JAN,2024 21:23:57

Middle Channel / 3MHz / 16QAM



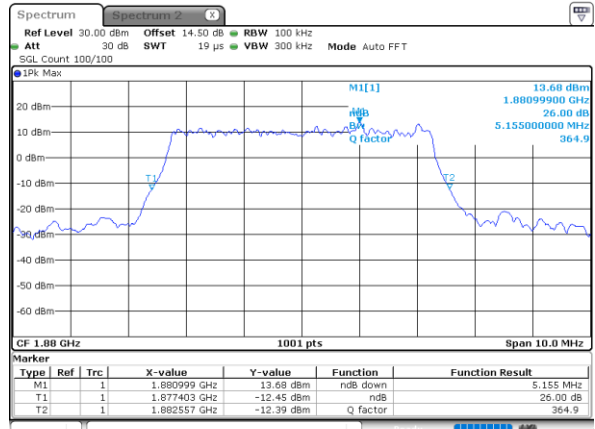
Date: 8_JAN,2024 21:24:37

Middle Channel / 5MHz / QPSK



Date: 8_JAN,2024 21:39:51

Middle Channel / 5MHz / 16QAM

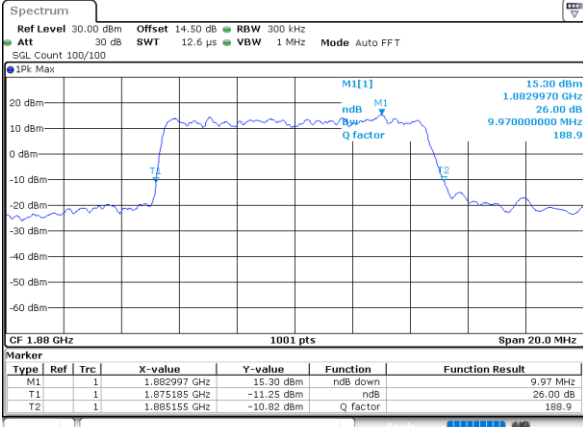


Date: 8_JAN,2024 21:40:31



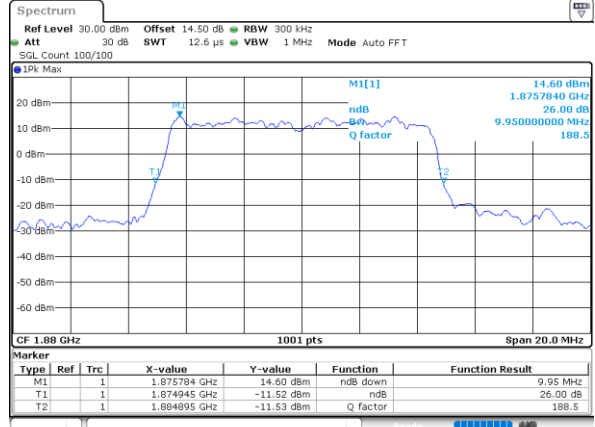
LTE Band 2

Middle Channel / 10MHz / QPSK



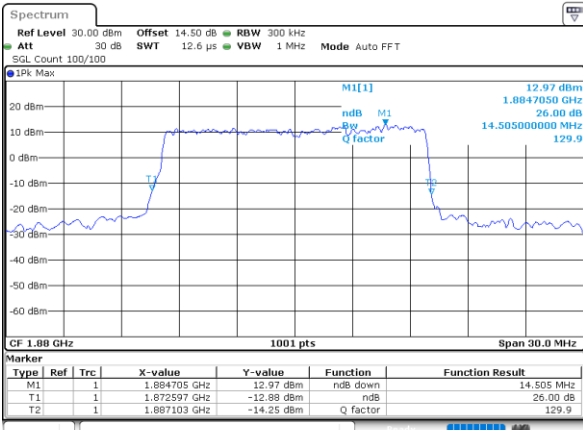
Date: 8, JAN, 2024 21:56:50

Middle Channel / 10MHz / 16QAM



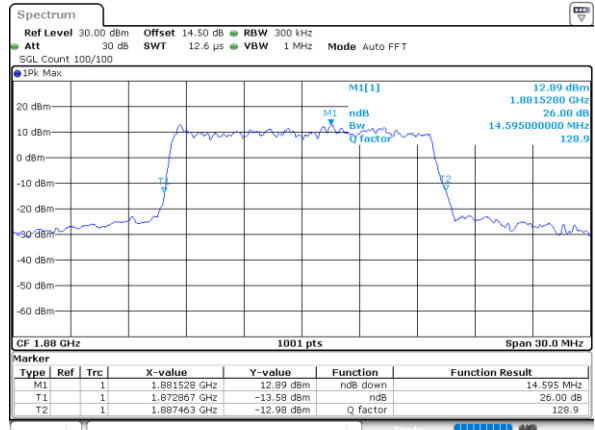
Date: 8, JAN, 2024 21:57:30

Middle Channel / 15MHz / QPSK



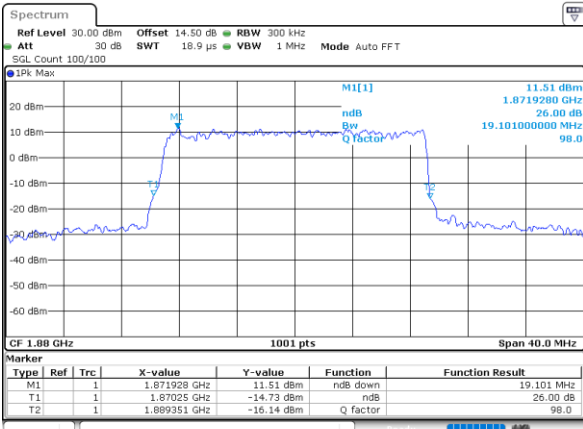
Date: 8, JAN, 2024 22:12:44

Middle Channel / 15MHz / 16QAM



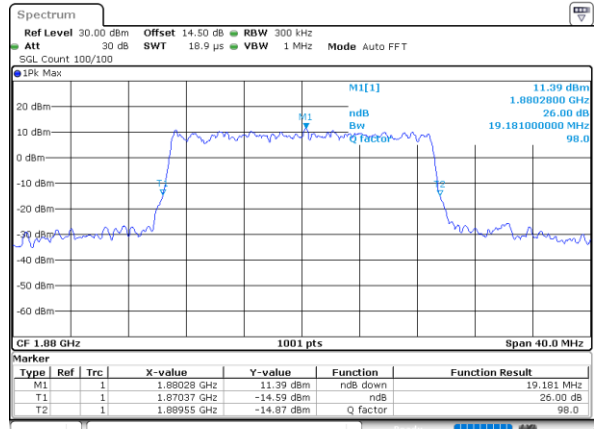
Date: 8, JAN, 2024 22:13:23

Middle Channel / 20MHz / QPSK



Date: 8, JAN, 2024 22:28:39

Middle Channel / 20MHz / 16QAM



Date: 8, JAN, 2024 22:29:19



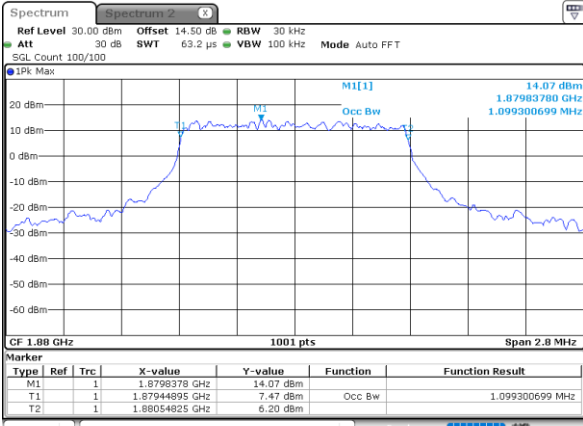
Occupied Bandwidth

Mode	LTE Band 2 : 99%OBW(MHz)											
	1.4MHz		3MHz		5MHz		10MHz		15MHz		20MHz	
Mod.	QPSK	16QAM	QPSK	16QAM	QPSK	16QAM	QPSK	16QAM	QPSK	16QAM	QPSK	16QAM
Middle CH	1.10	1.10	2.76	2.72	4.52	4.51	9.07	9.03	13.49	13.52	17.82	17.86

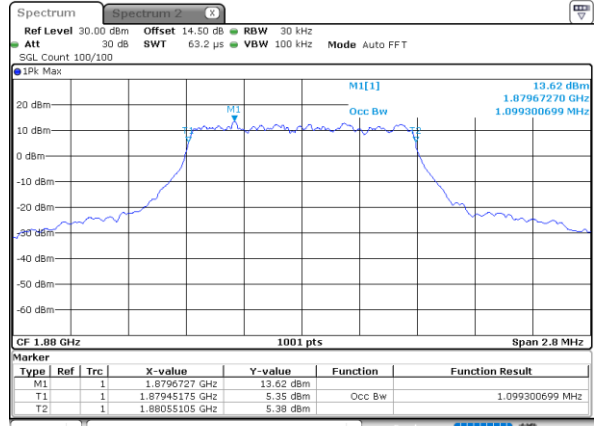


LTE Band 2

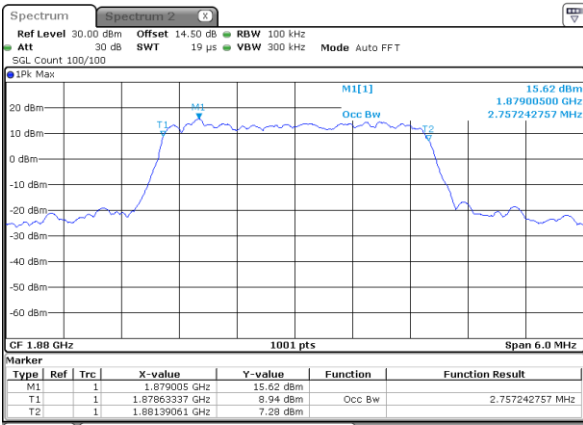
Middle Channel / 1.4MHz / QPSK



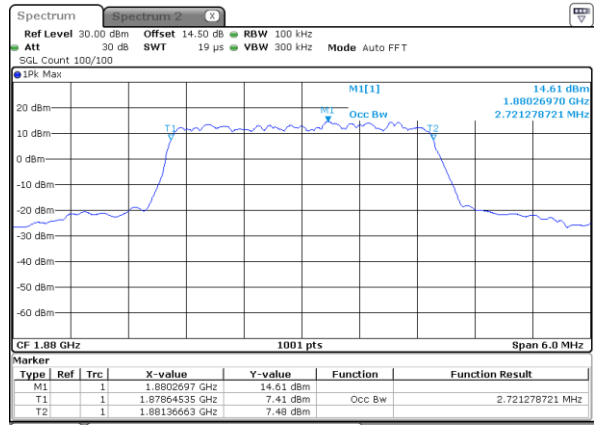
Middle Channel / 1.4MHz / 16QAM



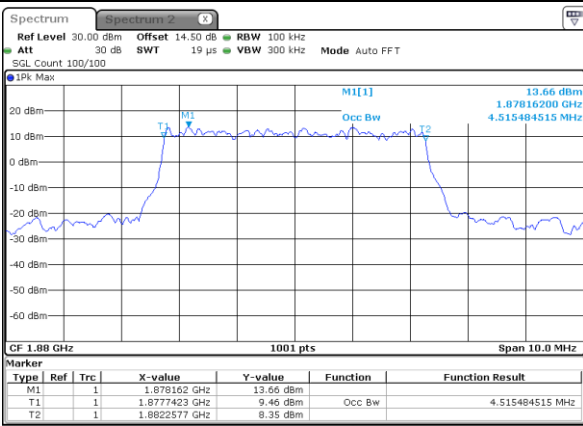
Middle Channel / 3MHz / QPSK



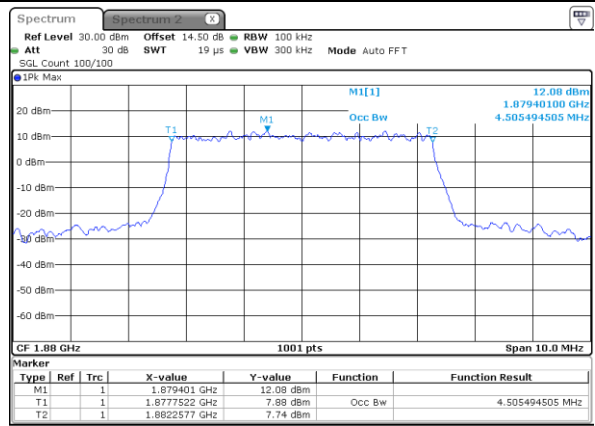
Middle Channel / 3MHz / 16QAM



Middle Channel / 5MHz / QPSK



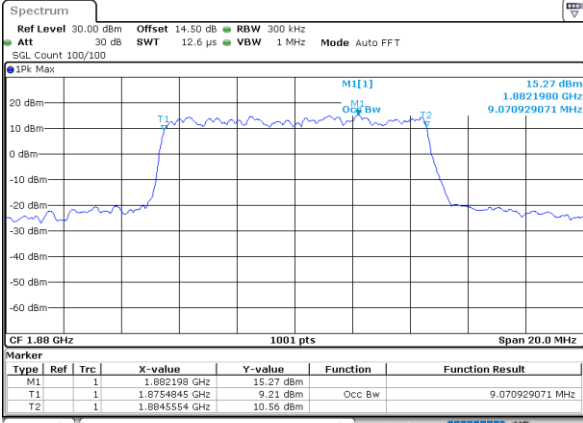
Middle Channel / 5MHz / 16QAM





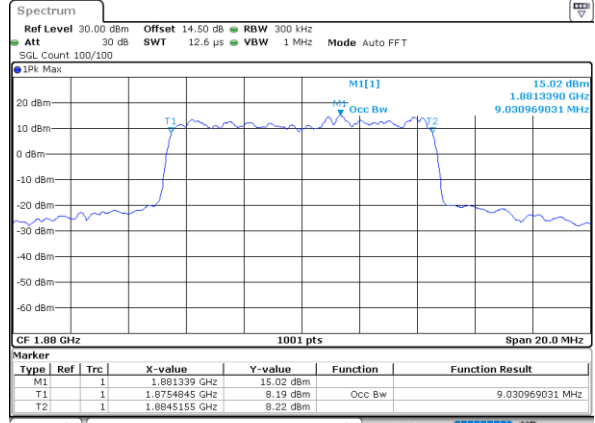
LTE Band 2

Middle Channel / 10MHz / QPSK



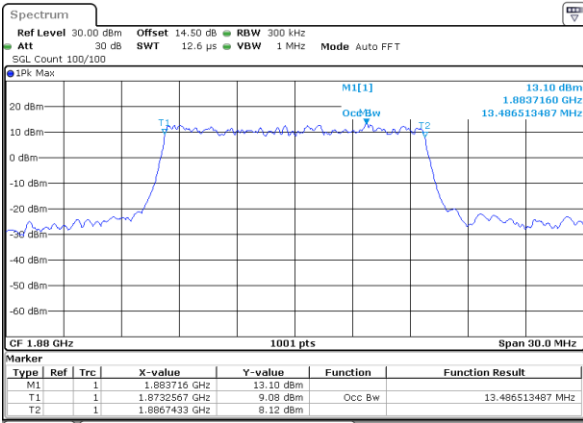
Date: 8, JAN, 2024 21:56:16

Middle Channel / 10MHz / 16QAM



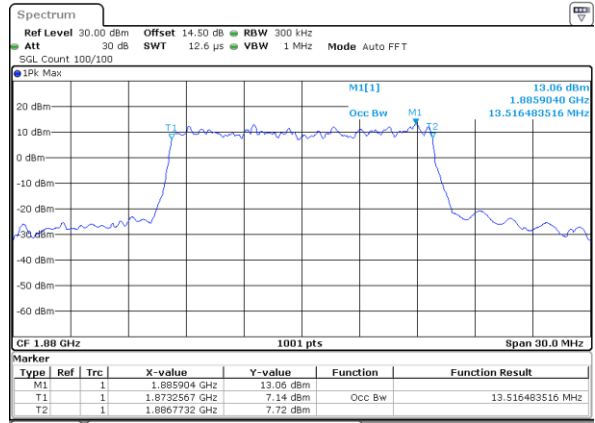
Date: 8, JAN, 2024 21:57:16

Middle Channel / 15MHz / QPSK



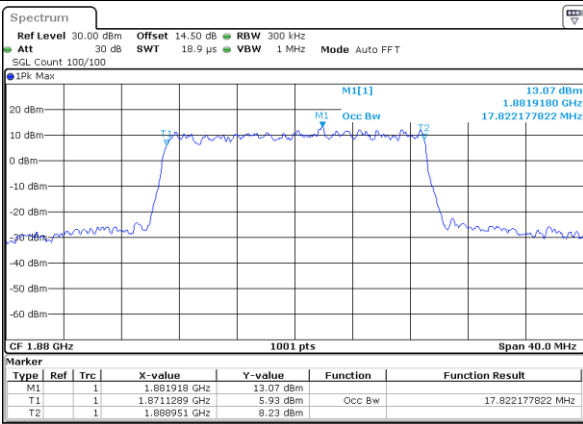
Date: 8, JAN, 2024 22:12:30

Middle Channel / 15MHz / 16QAM



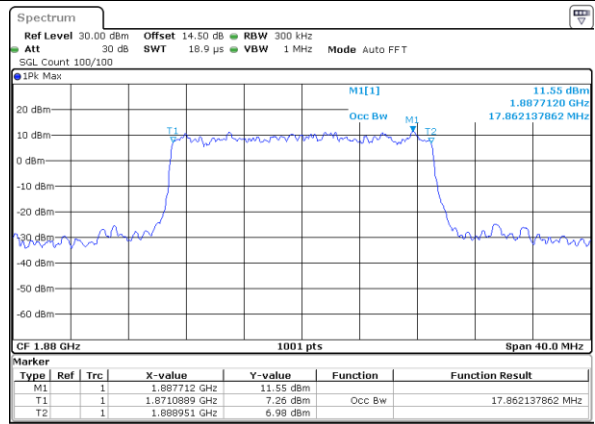
Date: 8, JAN, 2024 22:13:09

Middle Channel / 20MHz / QPSK



Date: 8, JAN, 2024 22:28:25

Middle Channel / 20MHz / 16QAM



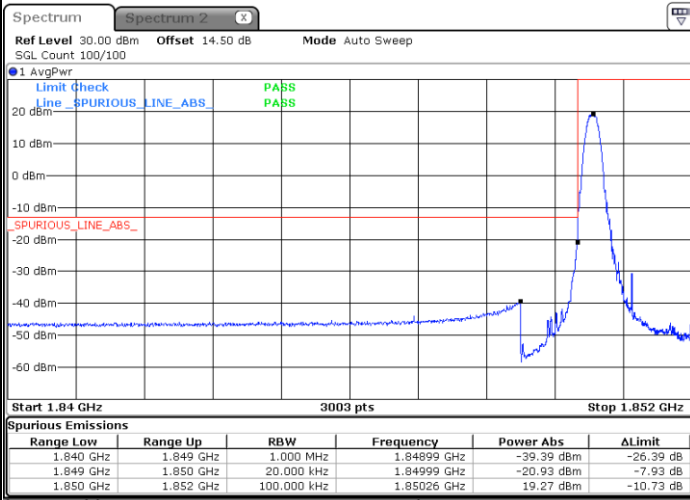
Date: 8, JAN, 2024 22:29:05



Conducted Band Edge

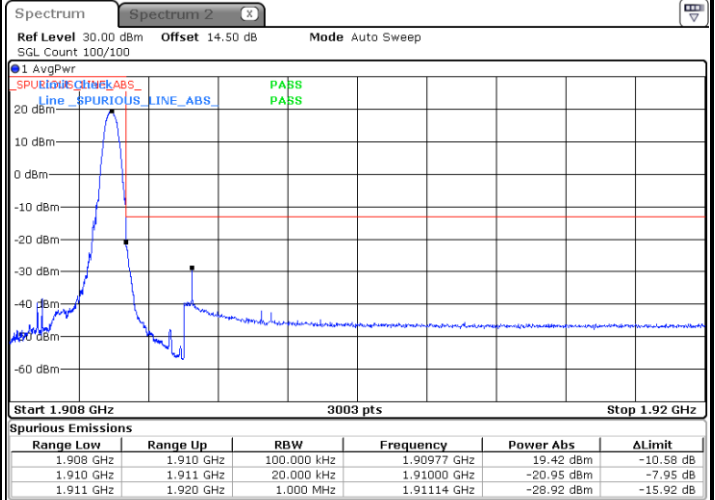
LTE Band 2 / 1.4MHz / QPSK

Lowest Band Edge / 1RB



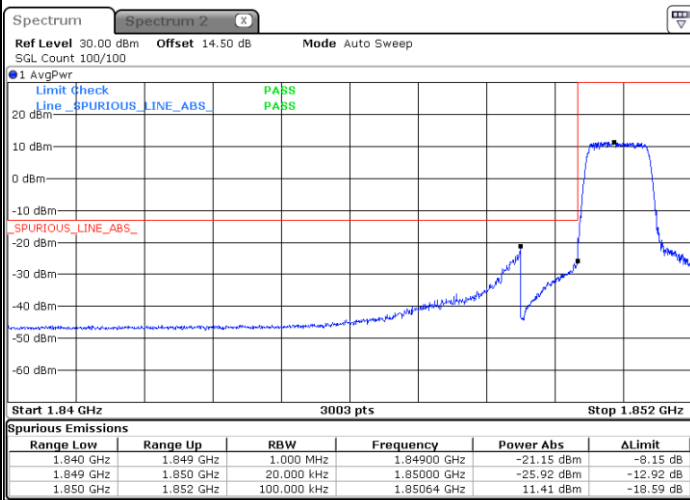
Date: 8.JAN.2024 20:51:42

Highest Band Edge / 1RB



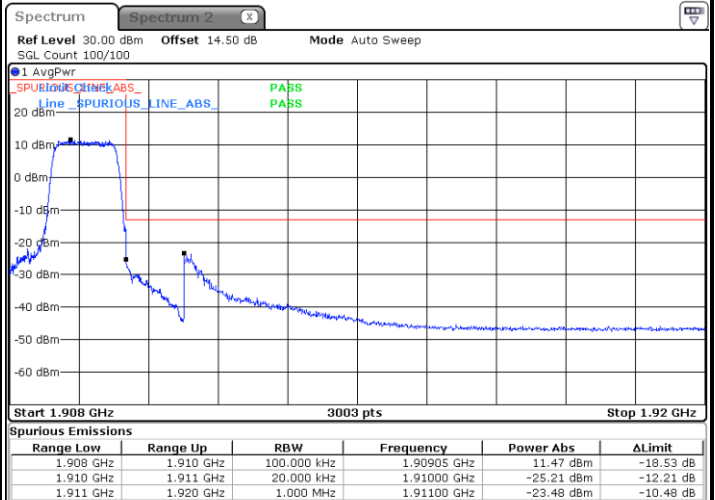
Date: 8.JAN.2024 21:00:32

Lowest Band Edge / Full RB



Date: 8.JAN.2024 20:55:28

Highest Band Edge / Full RB

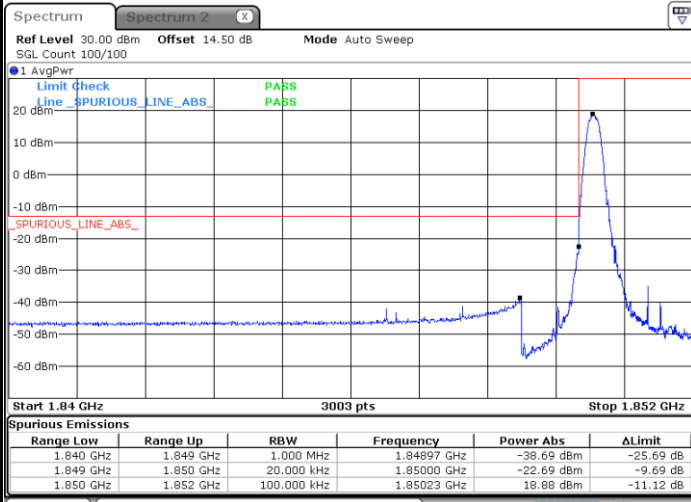


Date: 8.JAN.2024 21:13:19



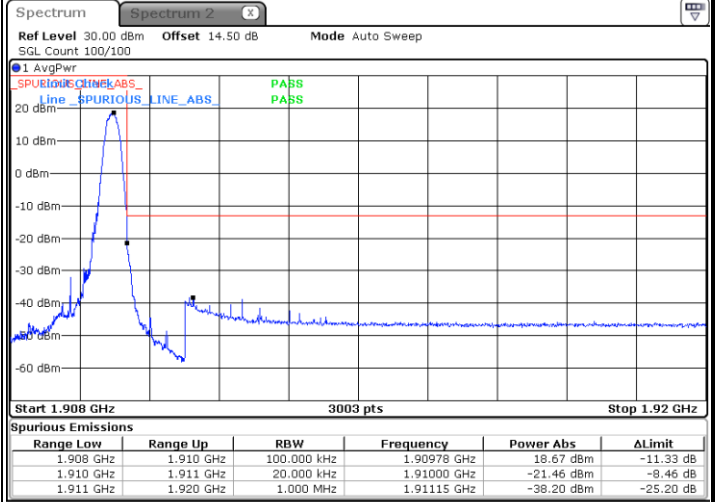
LTE Band 2 / 1.4MHz / 16QAM

Lowest Band Edge / 1 RB



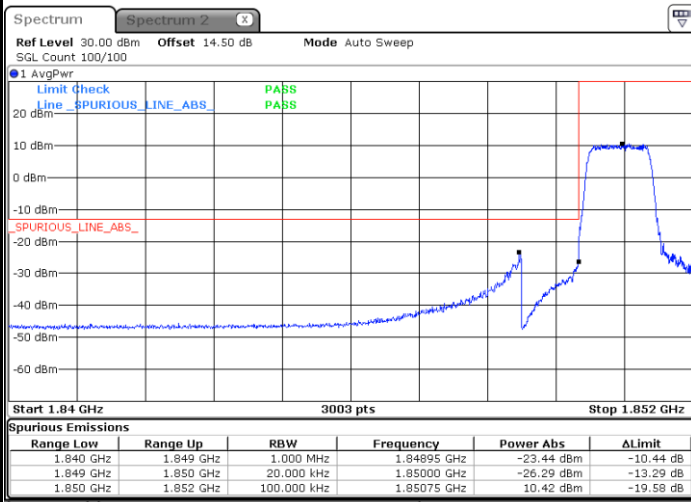
Date: 8.JAN.2024 20:52:35

Highest Band Edge / 1 RB



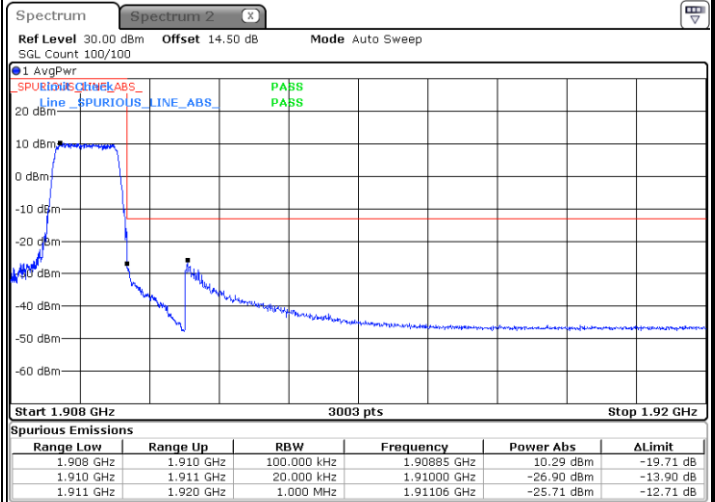
Date: 8.JAN.2024 21:01:24

Lowest Band Edge / Full RB



Date: 8.JAN.2024 20:56:19

Highest Band Edge / Full RB

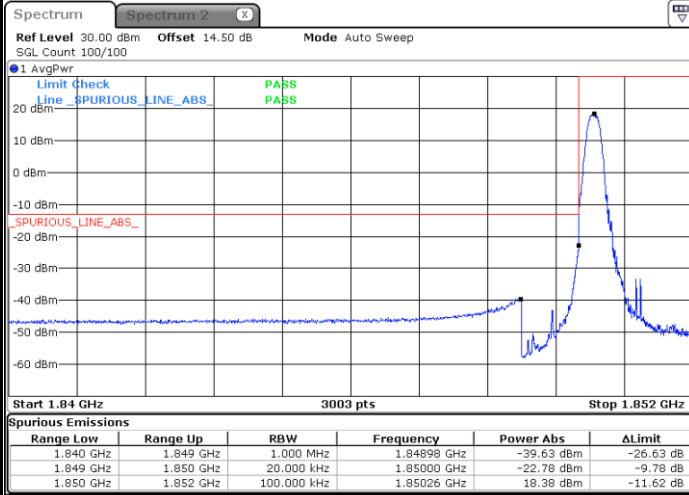


Date: 8.JAN.2024 21:14:10



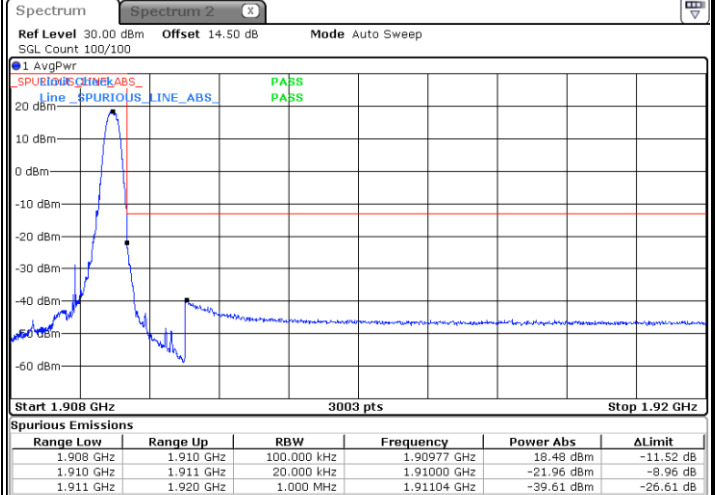
LTE Band 2 / 1.4MHz / 64QAM

Lowest Band Edge / 1 RB



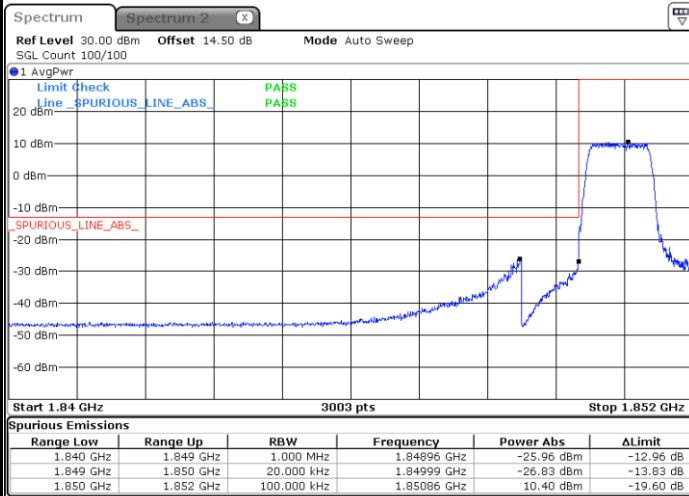
Date: 8.JAN.2024 20:53:26

Highest Band Edge / 1 RB



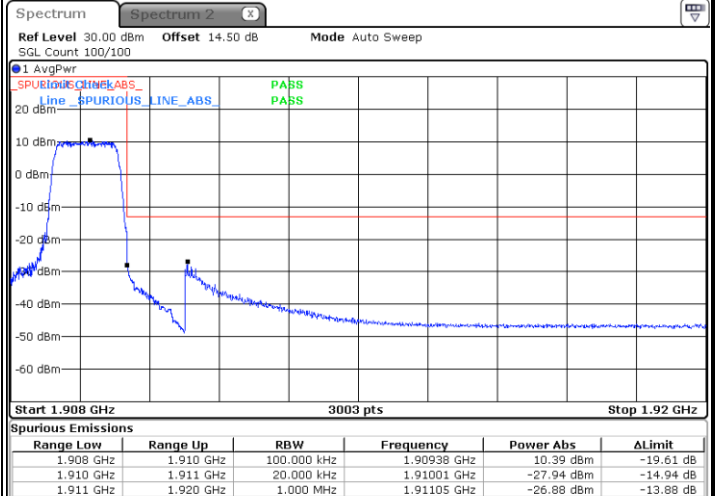
Date: 8.JAN.2024 21:11:17

Lowest Band Edge / Full RB



Date: 8.JAN.2024 20:57:11

Highest Band Edge / Full RB

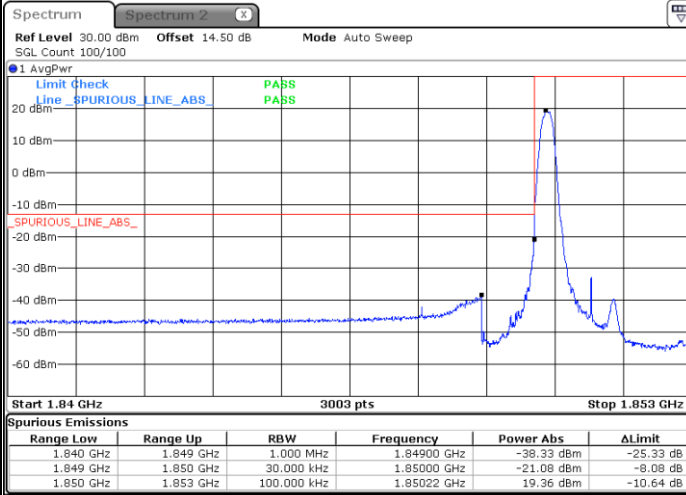


Date: 8.JAN.2024 21:15:02



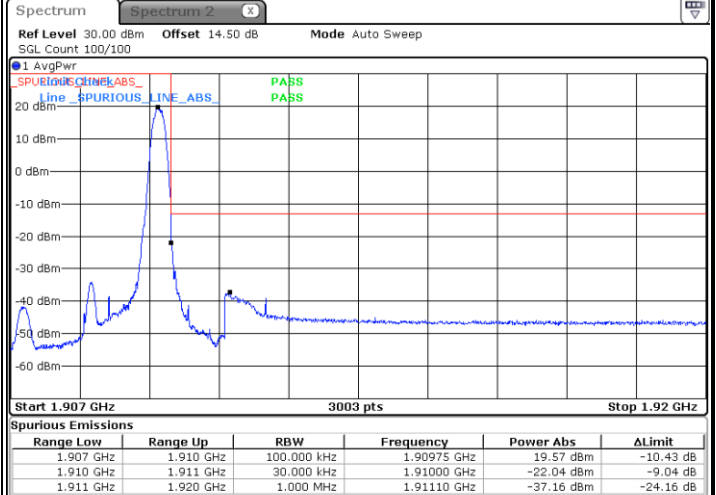
LTE Band 2 / 3MHz / QPSK

Lowest Band Edge / 1RB



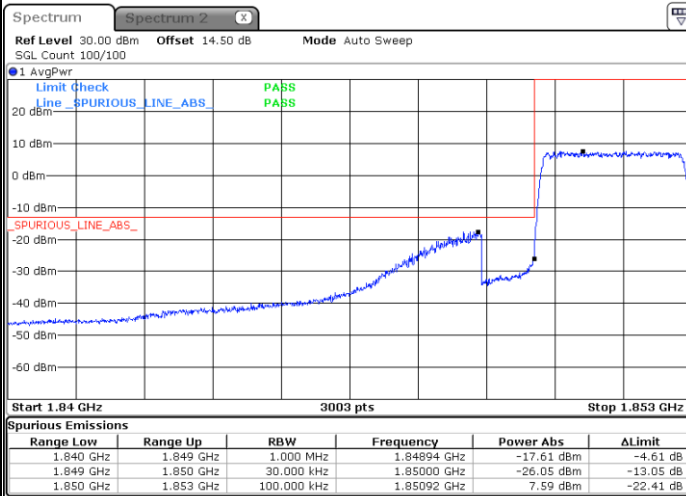
Date: 8.JAN.2024 21:16:38

Highest Band Edge / 1RB



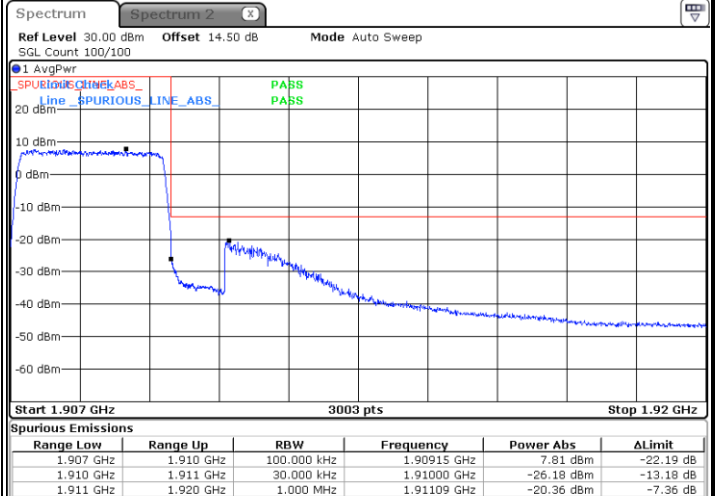
Date: 8.JAN.2024 21:25:27

Lowest Band Edge / Full RB



Date: 8.JAN.2024 21:20:23

Highest Band Edge / Full RB

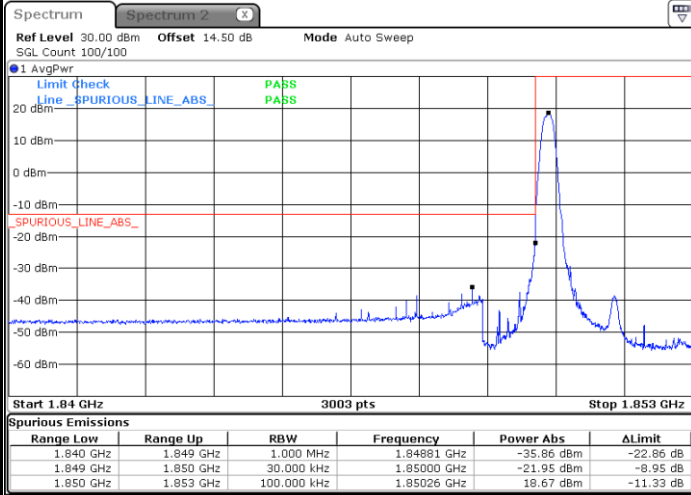


Date: 8.JAN.2024 21:28:01



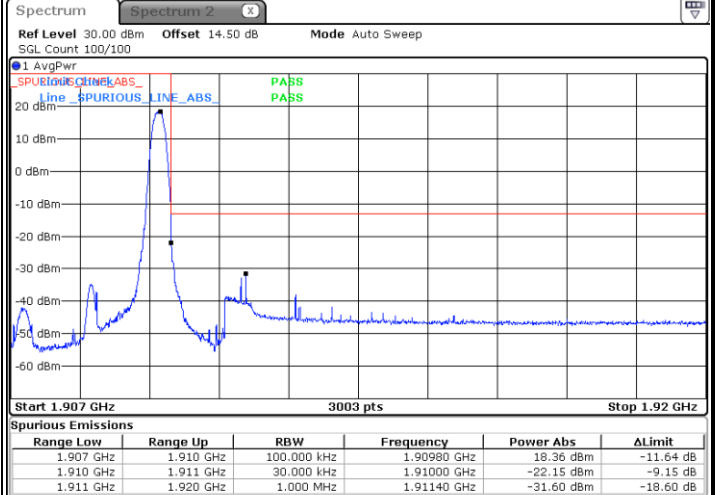
LTE Band 2 / 3MHz / 16QAM

Lowest Band Edge / 1 RB



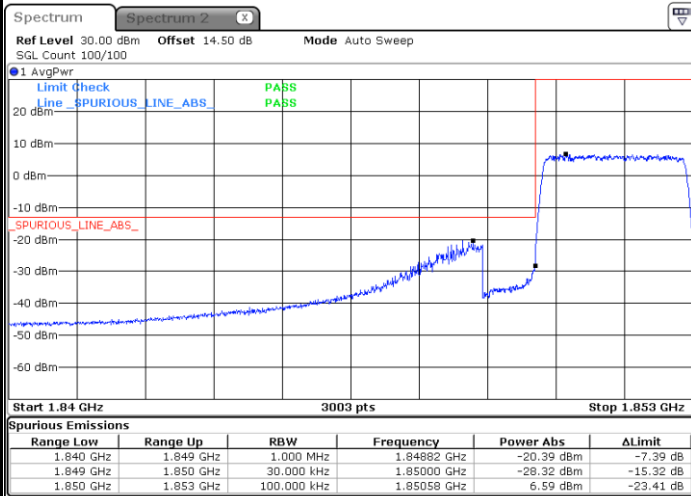
Date: 8.JAN.2024 21:17:30

Highest Band Edge / 1 RB



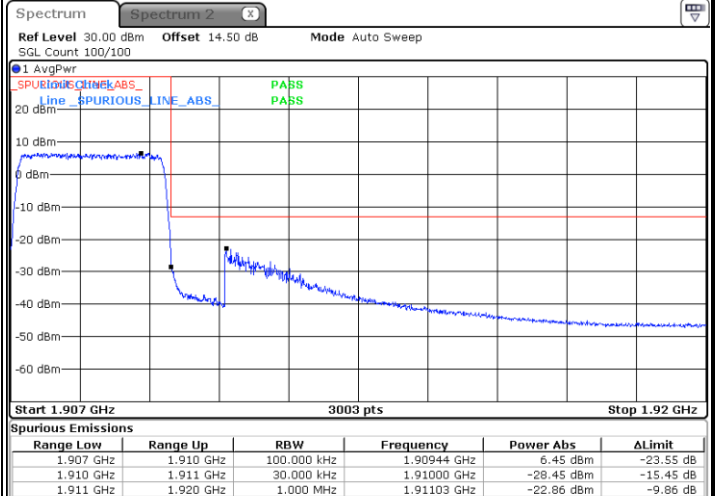
Date: 8.JAN.2024 21:26:19

Lowest Band Edge / Full RB



Date: 8.JAN.2024 21:21:14

Highest Band Edge / Full RB

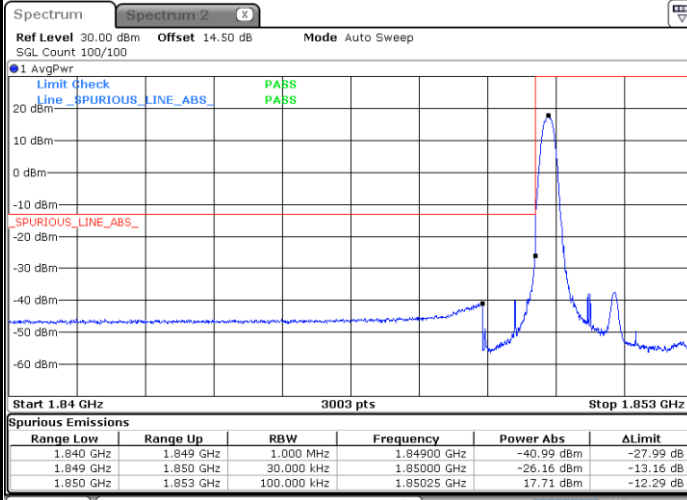


Date: 8.JAN.2024 21:28:53



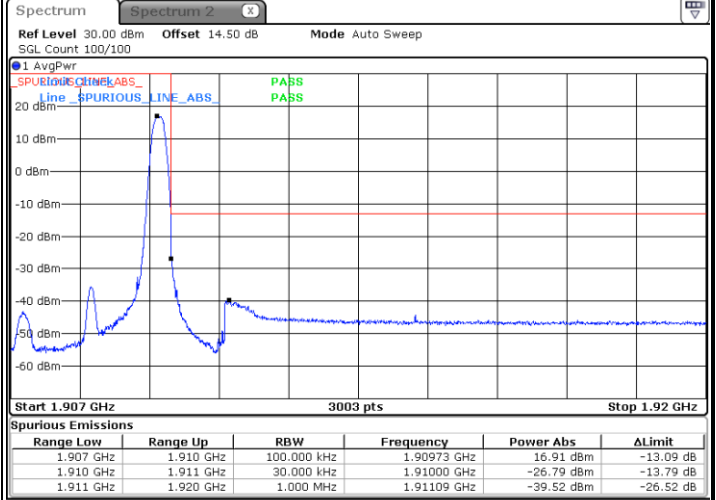
LTE Band 2 / 3MHz / 64QAM

Lowest Band Edge / 1 RB



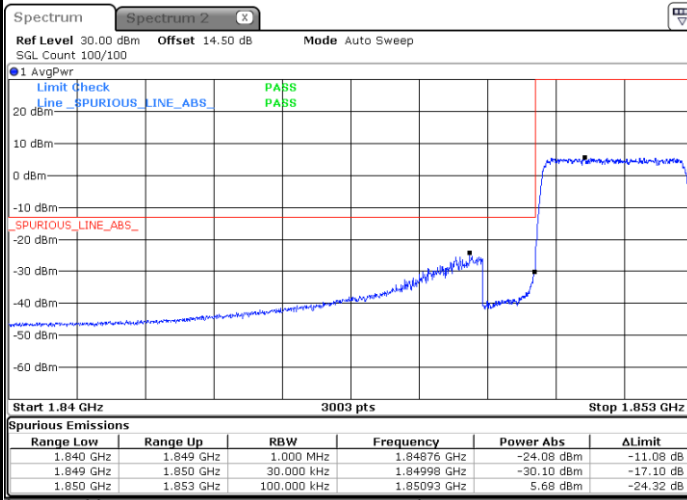
Date: 8.JAN.2024 21:18:21

Highest Band Edge / 1 RB



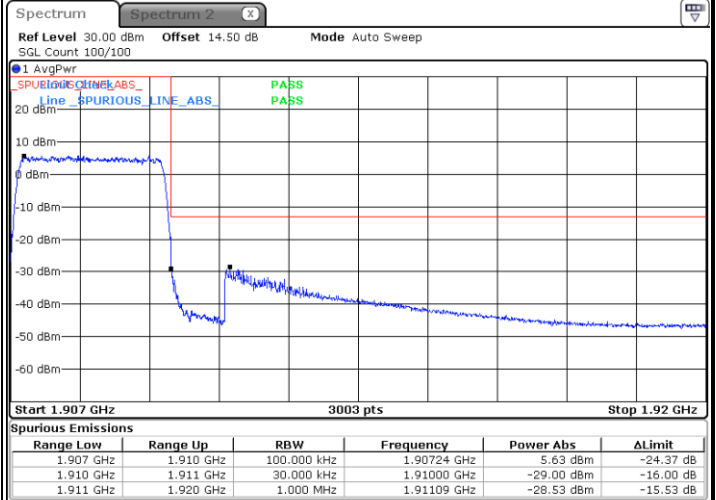
Date: 8.JAN.2024 21:27:10

Lowest Band Edge / Full RB



Date: 8.JAN.2024 21:22:05

Highest Band Edge / Full RB

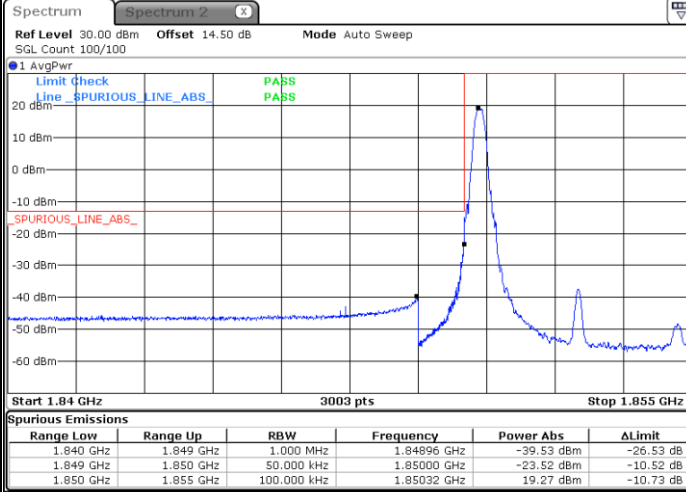


Date: 8.JAN.2024 21:29:44



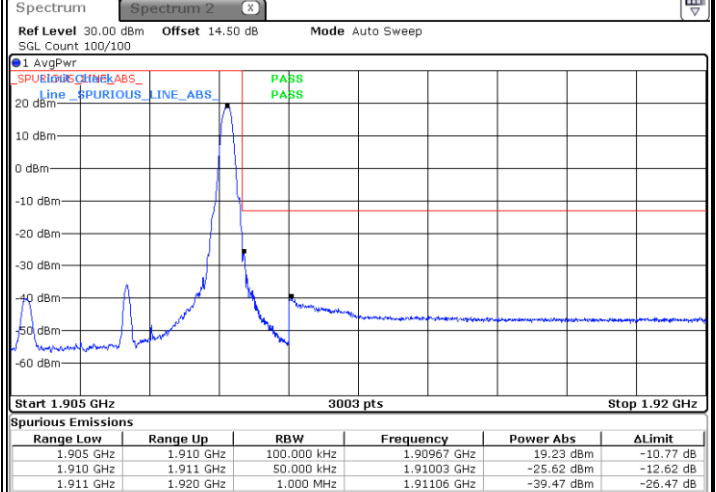
LTE Band 2 / 5MHz / QPSK

Lowest Band Edge / 1RB



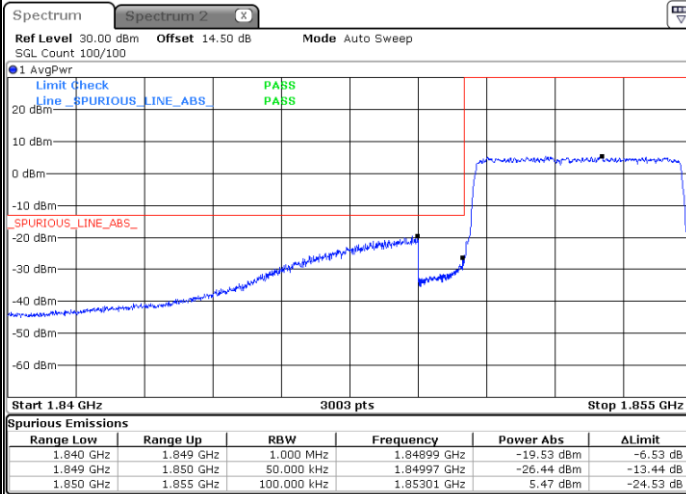
Date: 8.JAN.2024 21:32:31

Highest Band Edge / 1RB



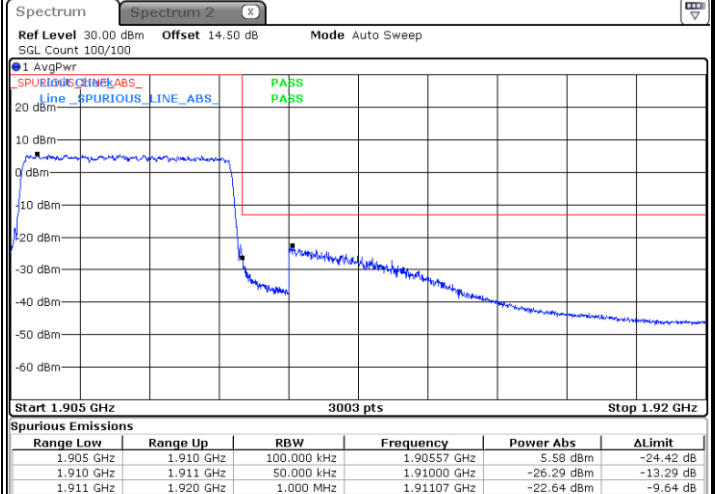
Date: 8.JAN.2024 21:41:21

Lowest Band Edge / Full RB



Date: 8.JAN.2024 21:36:16

Highest Band Edge / Full RB

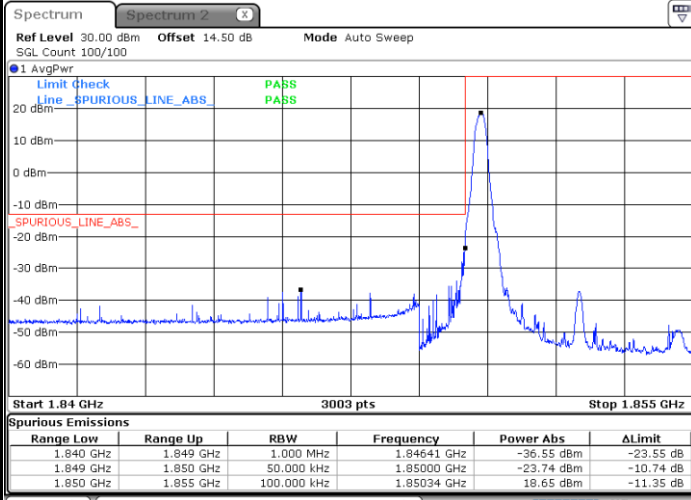


Date: 8.JAN.2024 21:43:56



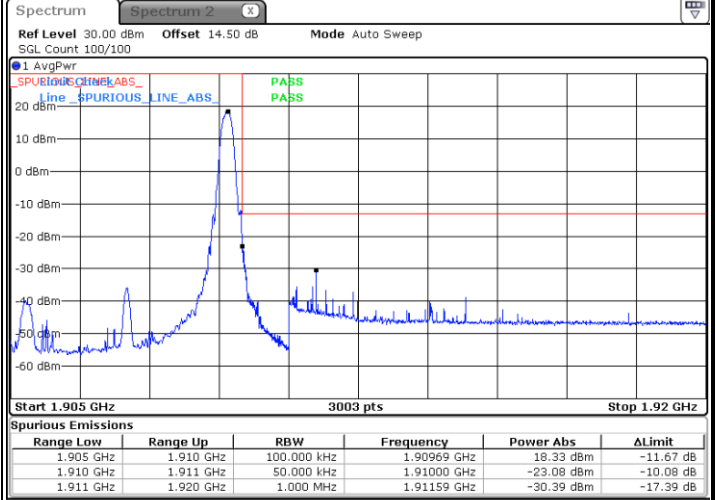
LTE Band 2 / 5MHz / 16QAM

Lowest Band Edge / 1 RB



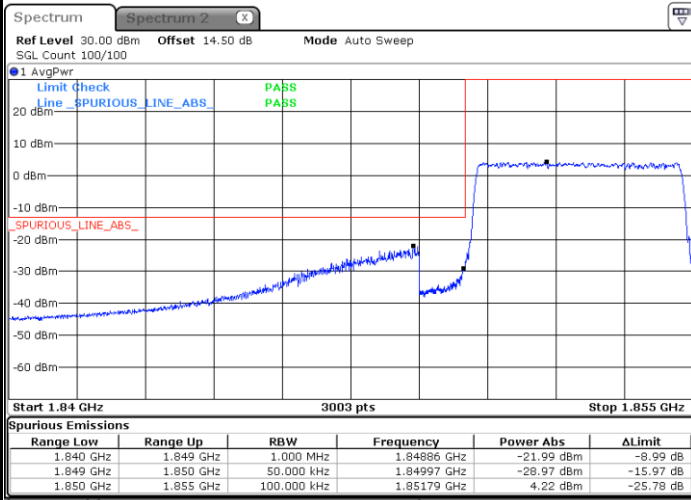
Date: 8.JAN.2024 21:33:23

Highest Band Edge / 1 RB



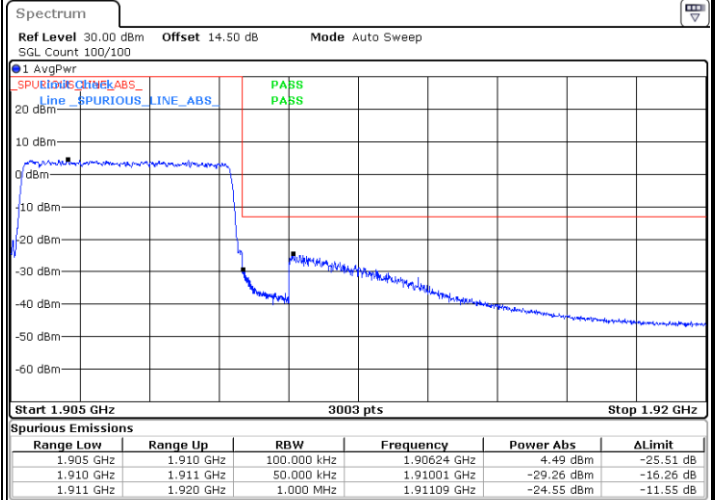
Date: 8.JAN.2024 21:42:13

Lowest Band Edge / Full RB



Date: 8.JAN.2024 21:37:08

Highest Band Edge / Full RB

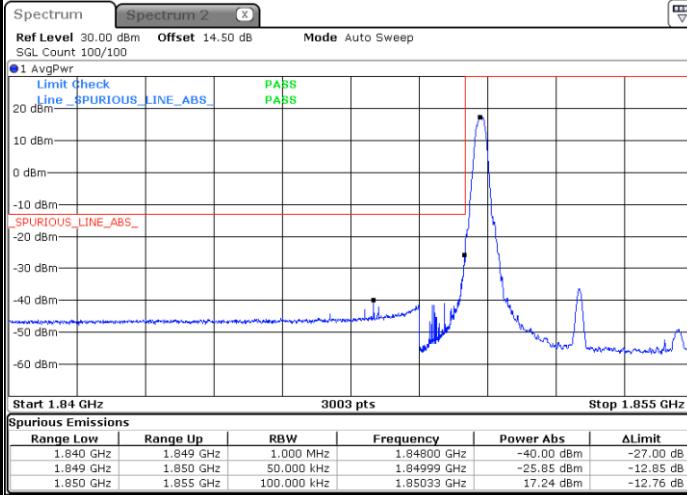


Date: 8.JAN.2024 21:45:52



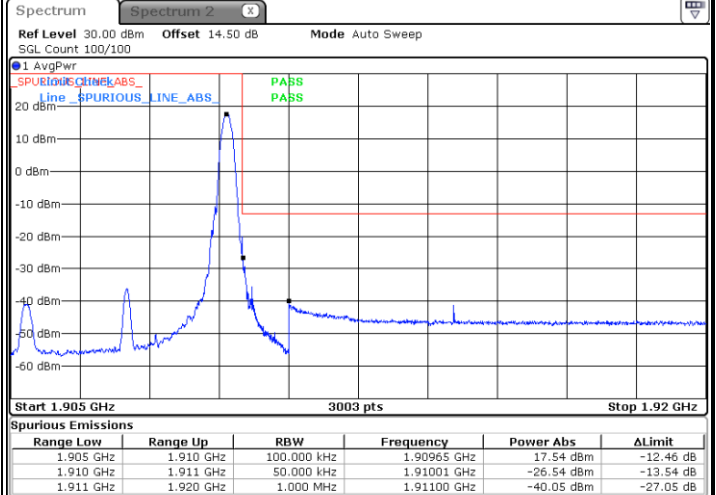
LTE Band 2 / 5MHz / 64QAM

Lowest Band Edge / 1 RB



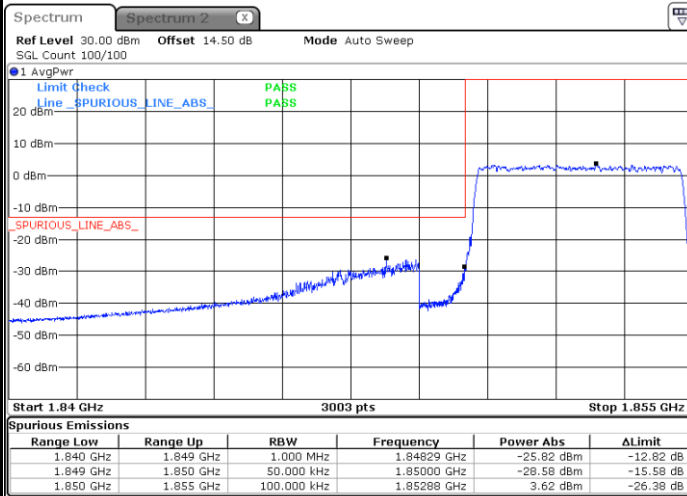
Date: 8.JAN.2024 21:34:14

Highest Band Edge / 1 RB



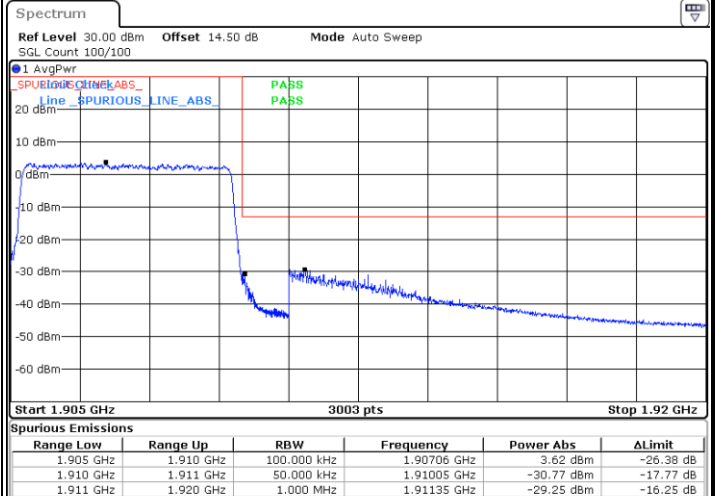
Date: 8.JAN.2024 21:43:04

Lowest Band Edge / Full RB



Date: 8.JAN.2024 21:37:59

Highest Band Edge / Full RB

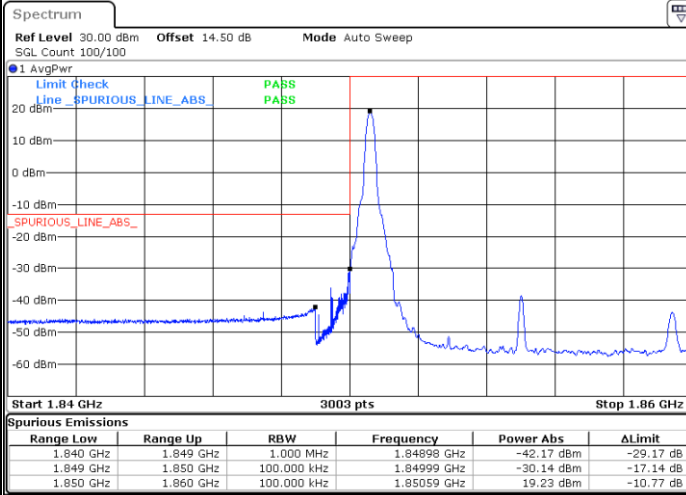


Date: 8.JAN.2024 21:46:43



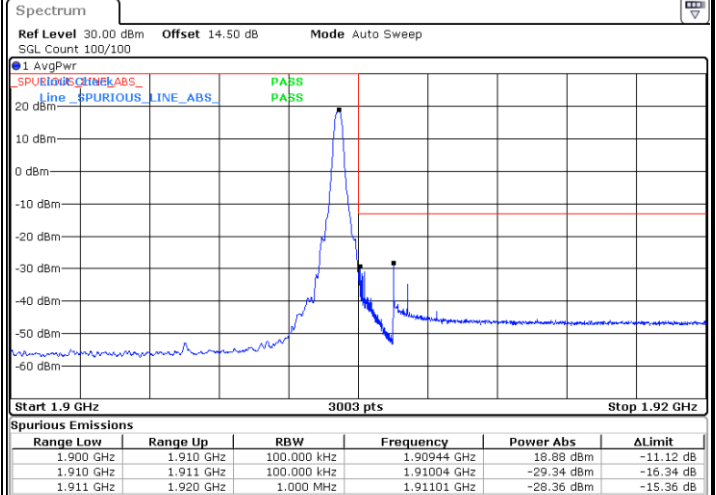
LTE Band 2 / 10MHz / QPSK

Lowest Band Edge / 1RB



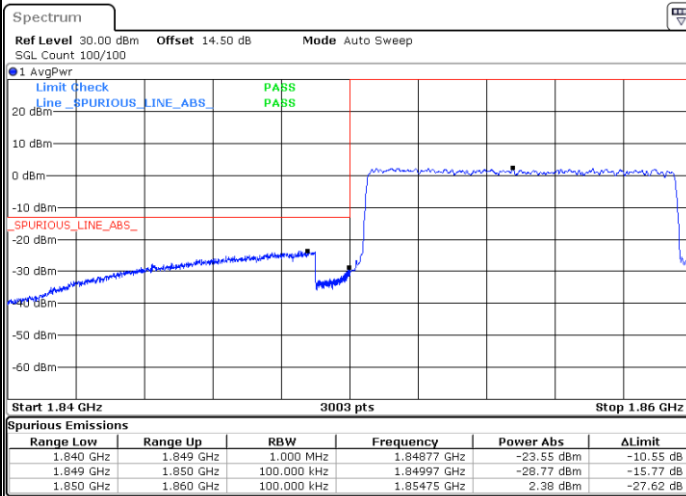
Date: 8.JAN.2024 21:49:31

Highest Band Edge / 1RB



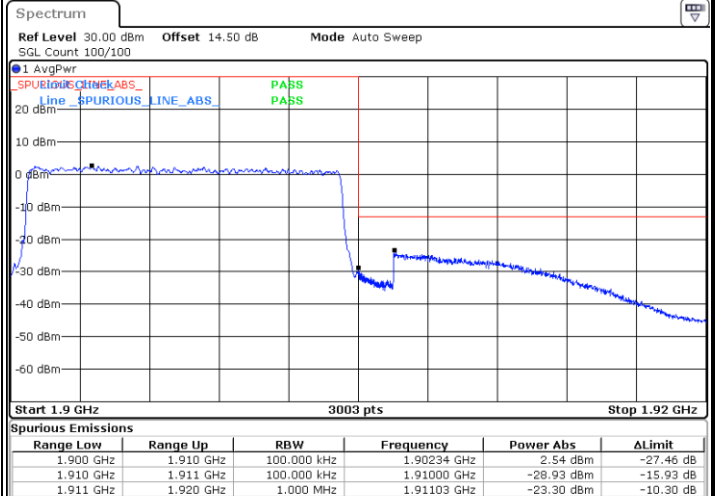
Date: 8.JAN.2024 21:58:20

Lowest Band Edge / Full RB



Date: 8.JAN.2024 21:52:05

Highest Band Edge / Full RB

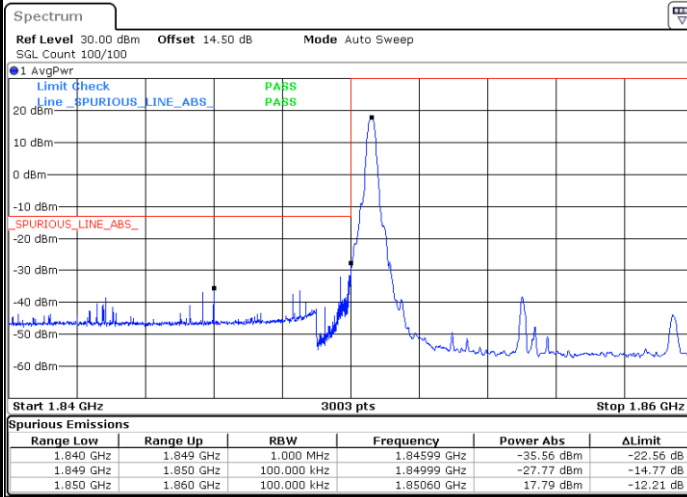


Date: 8.JAN.2024 22:00:55



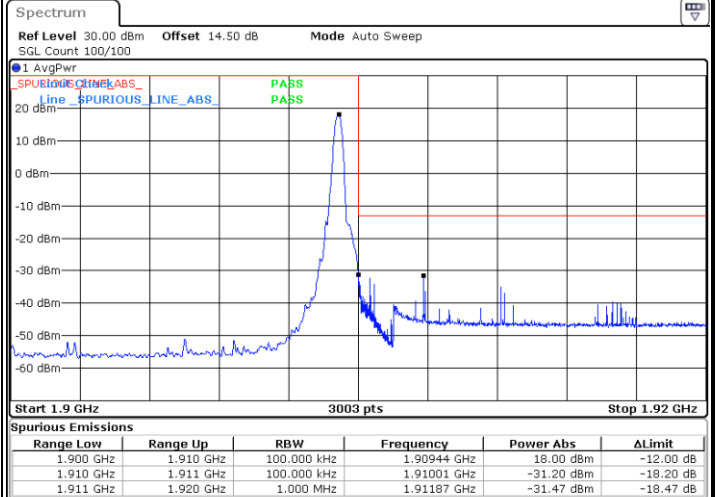
LTE Band 2 / 10MHz / 16QAM

Lowest Band Edge / 1 RB



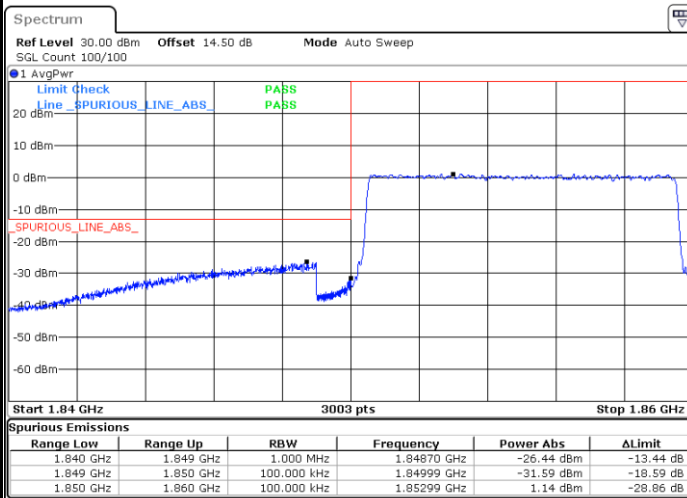
Date: 8.JAN.2024 21:50:22

Highest Band Edge / 1 RB



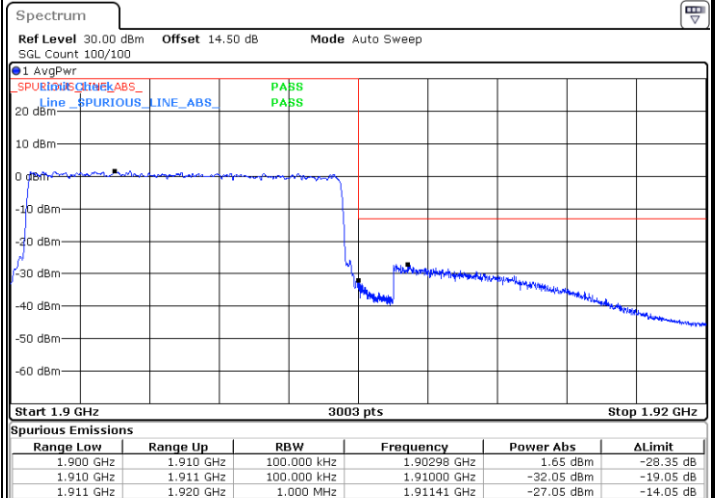
Date: 8.JAN.2024 21:59:12

Lowest Band Edge / Full RB



Date: 8.JAN.2024 21:52:57

Highest Band Edge / Full RB

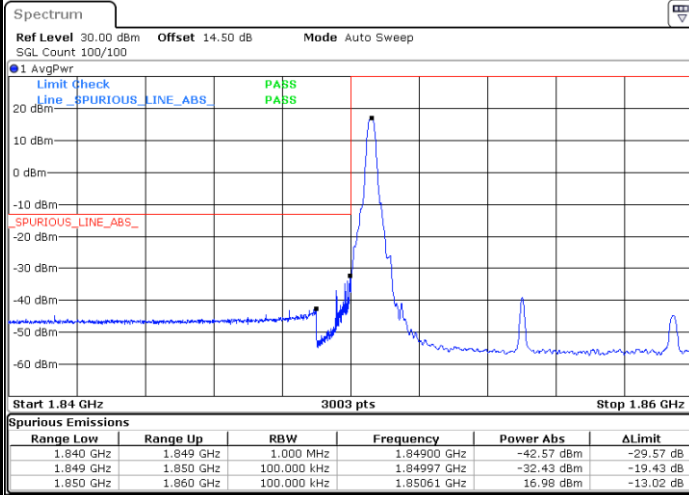


Date: 8.JAN.2024 22:01:46



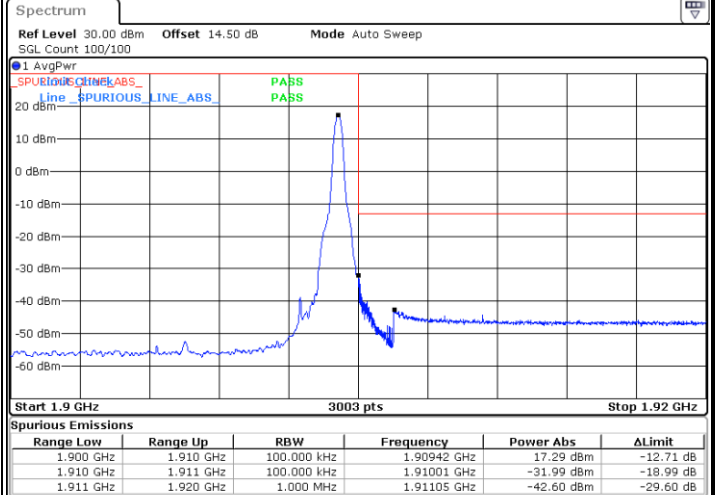
LTE Band 2 / 10MHz / 64QAM

Lowest Band Edge / 1 RB



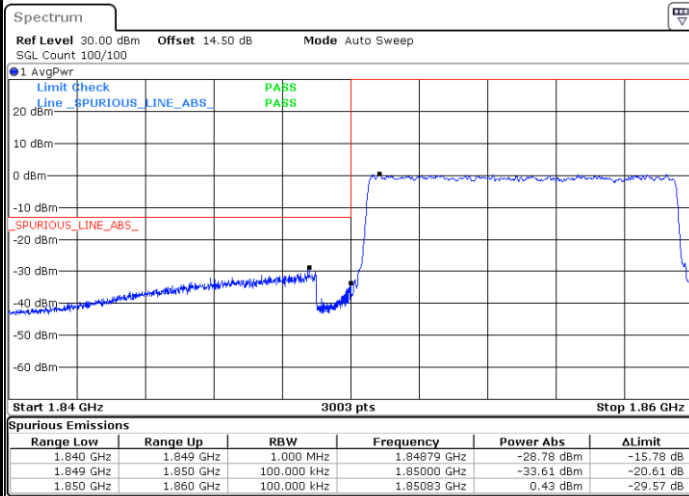
Date: 8.JAN.2024 21:51:14

Highest Band Edge / 1 RB



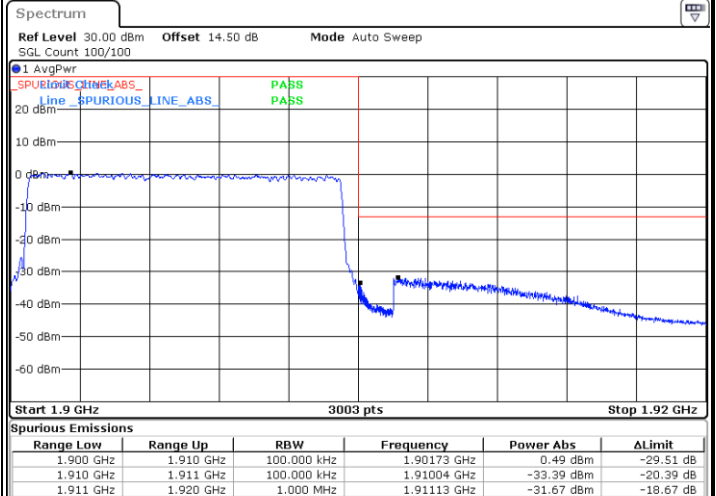
Date: 8.JAN.2024 22:00:03

Lowest Band Edge / Full RB



Date: 8.JAN.2024 21:53:49

Highest Band Edge / Full RB

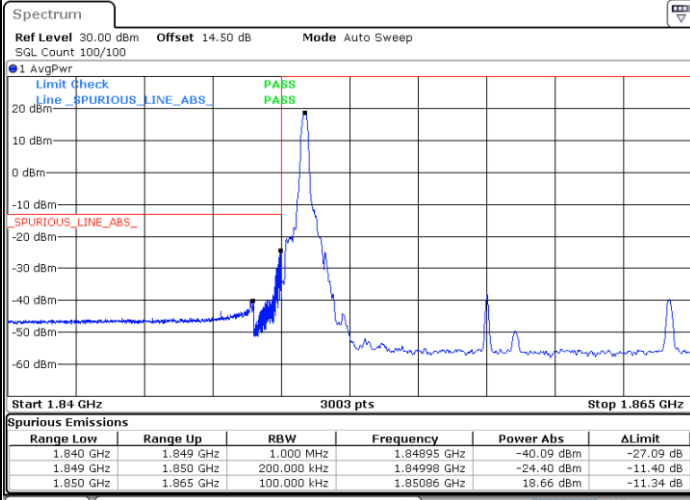


Date: 8.JAN.2024 22:02:37



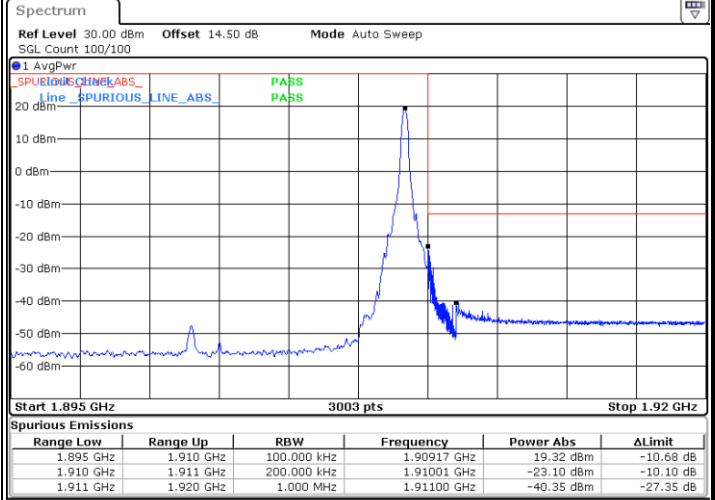
LTE Band 2 / 15MHz / QPSK

Lowest Band Edge / 1RB



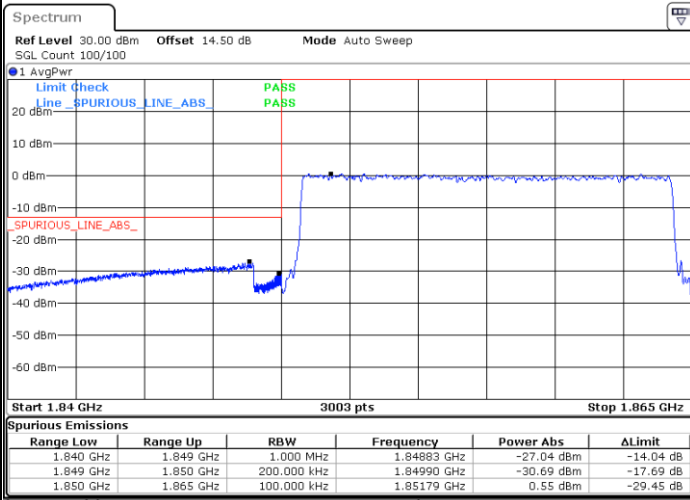
Date: 8.JAN.2024 22:05:24

Highest Band Edge / 1RB



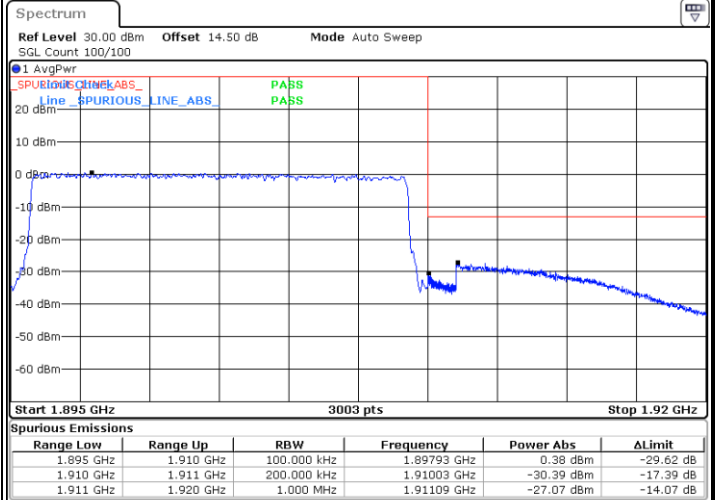
Date: 8.JAN.2024 22:14:14

Lowest Band Edge / Full RB



Date: 8.JAN.2024 22:07:59

Highest Band Edge / Full RB



Date: 8.JAN.2024 22:16:48