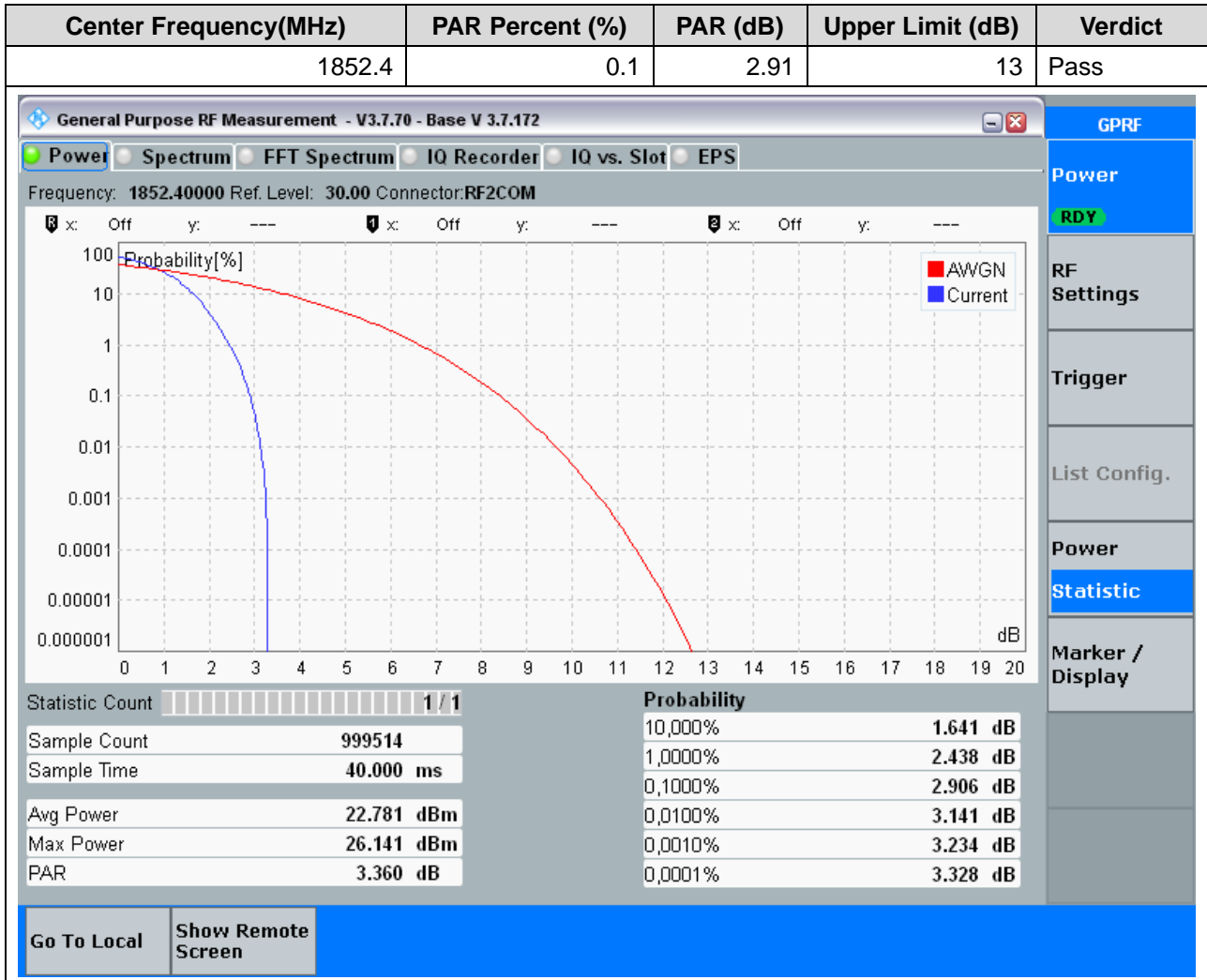


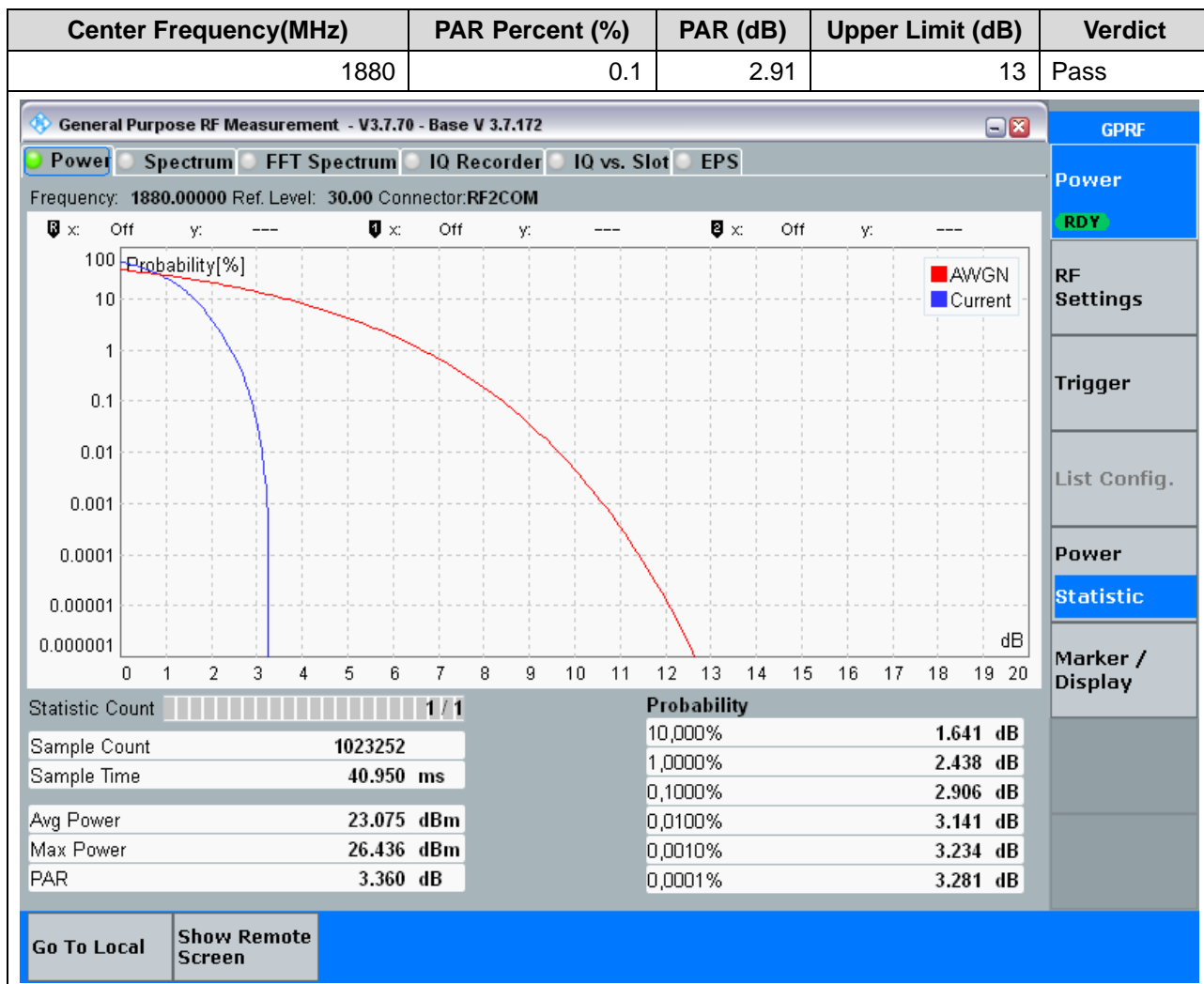
Annex A.2 Peak to Average Ratio

1. WCDMA_Band2

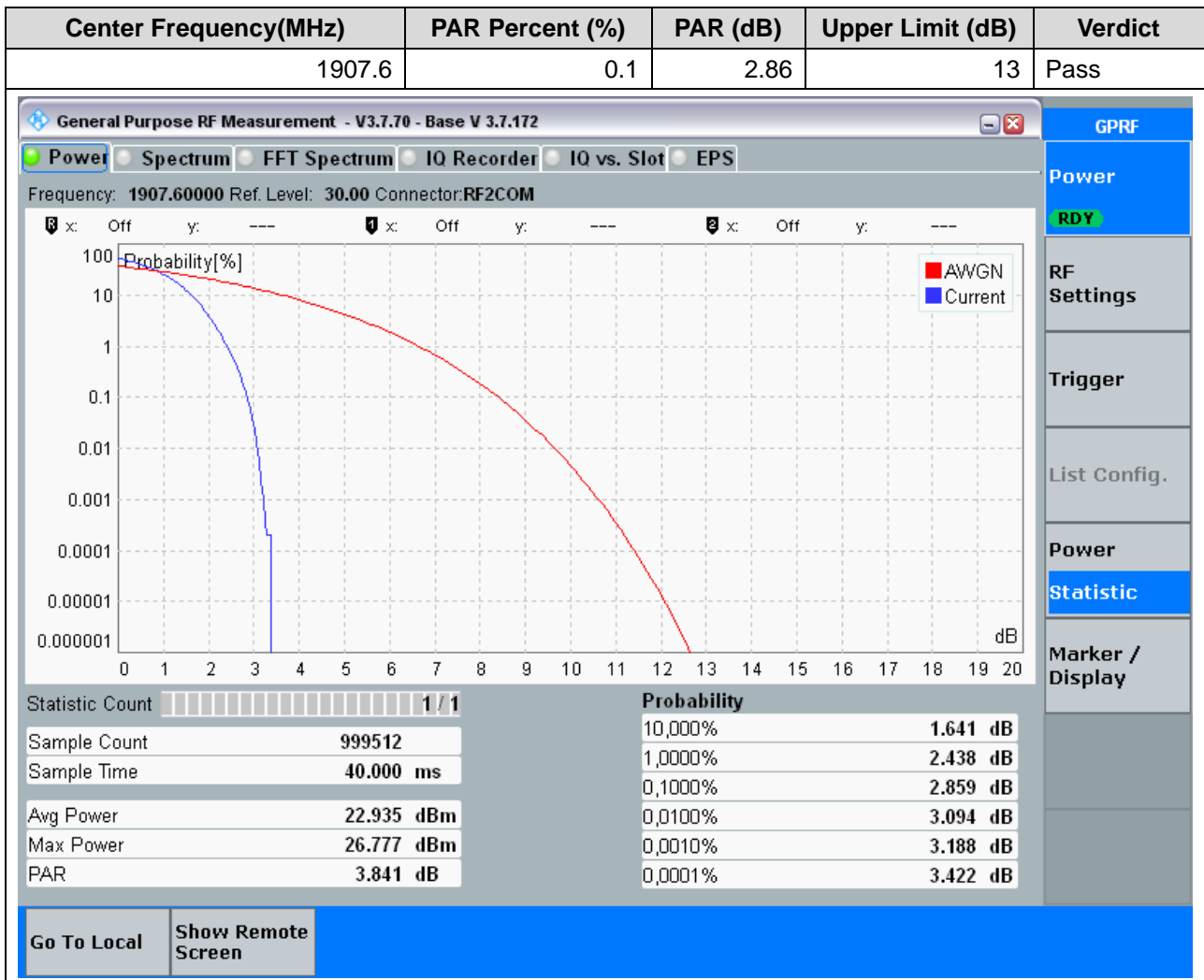
1.1. WCDMA Peak to Average Ratio_Part22-24-27(NTNV)(Channel:9262)



1.2. WCDMA Peak to Average Ratio_Part22-24-27(NTNV)(Channel:9400)



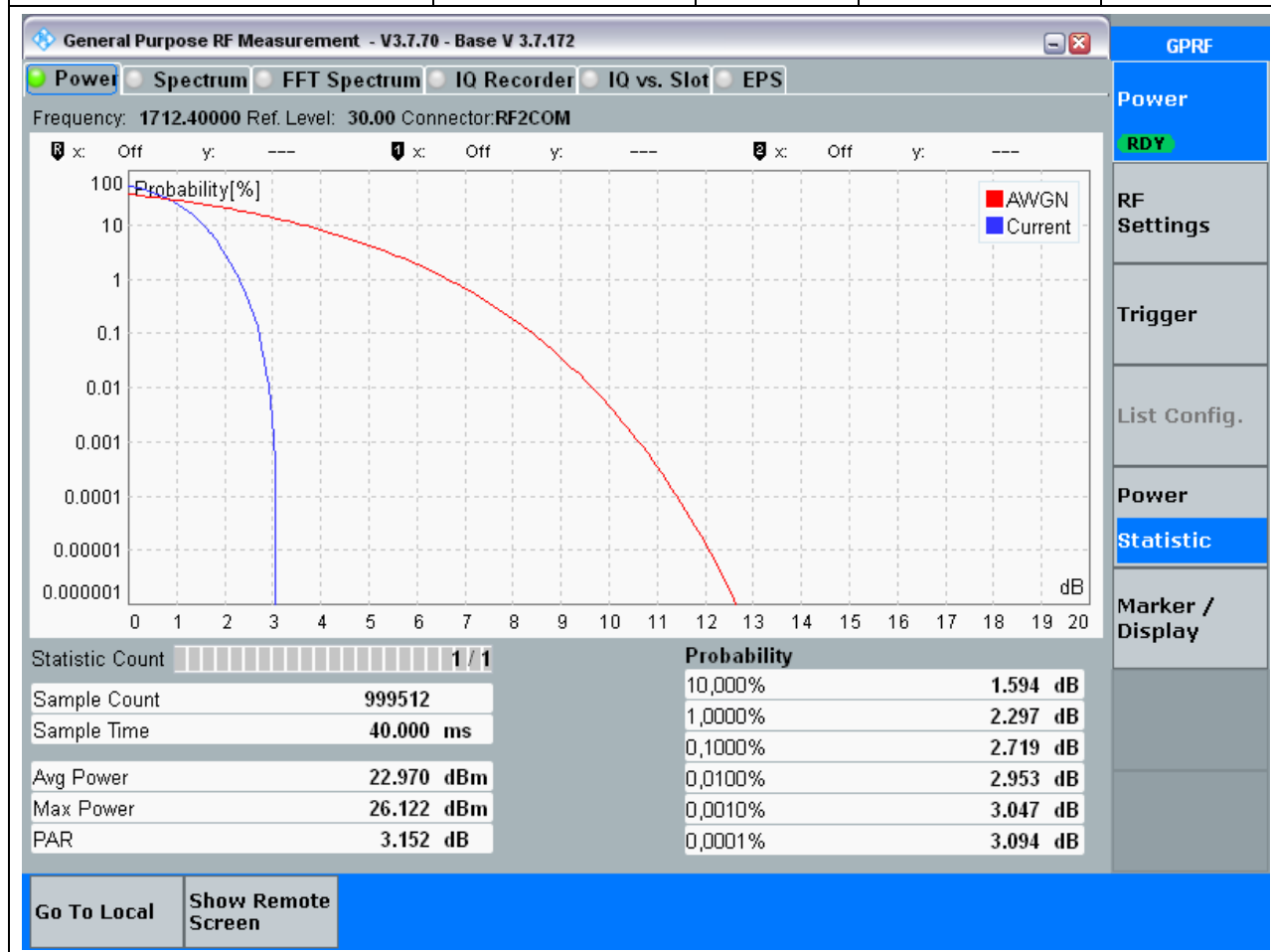
1.3. WCDMA Peak to Average Ratio_Part22-24-27(NTNV)(Channel:9538)



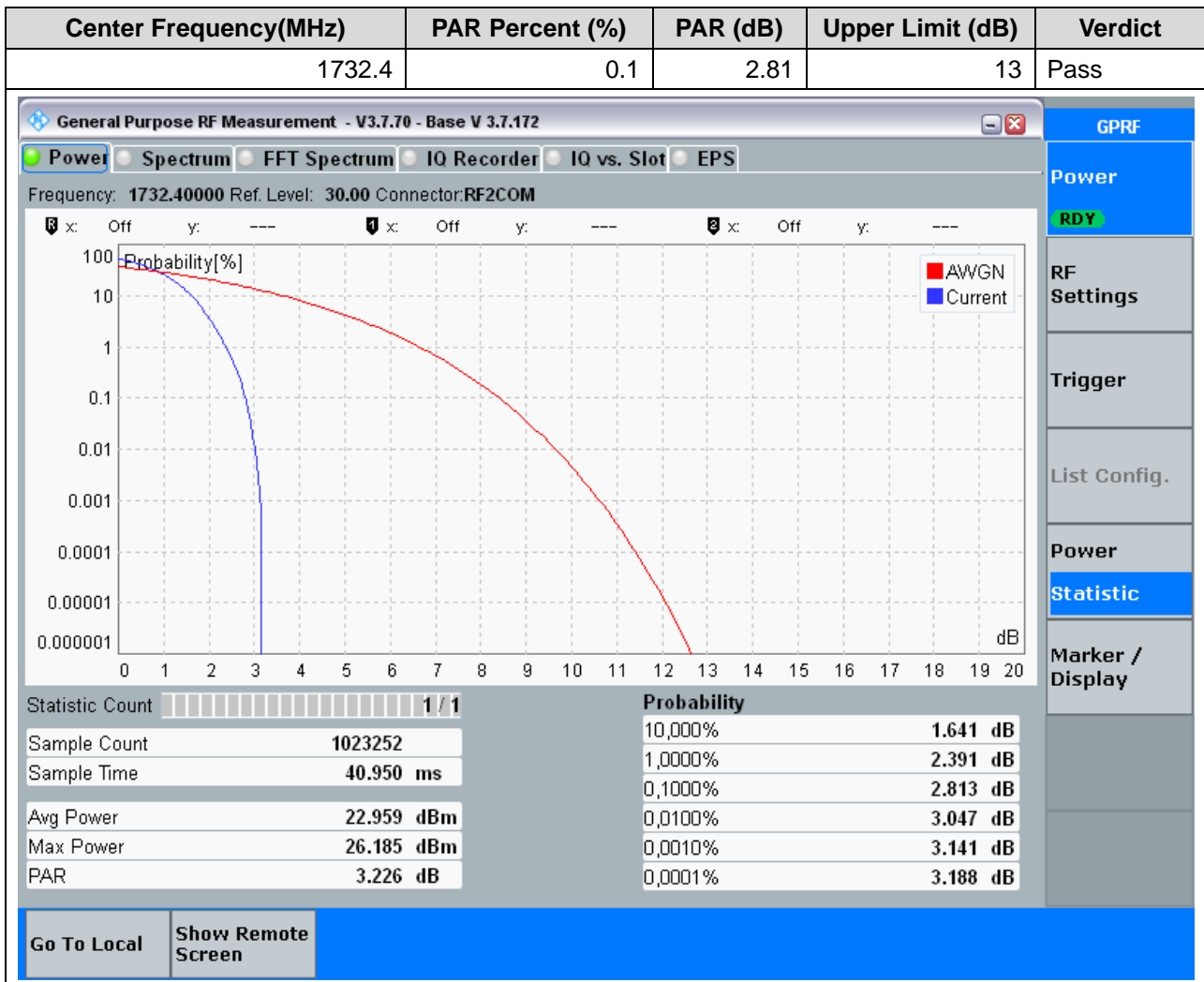
2. WCDMA_Band4

2.1. WCDMA Peak to Average Ratio_Part22-24-27(NTNV)(Channel:1312)

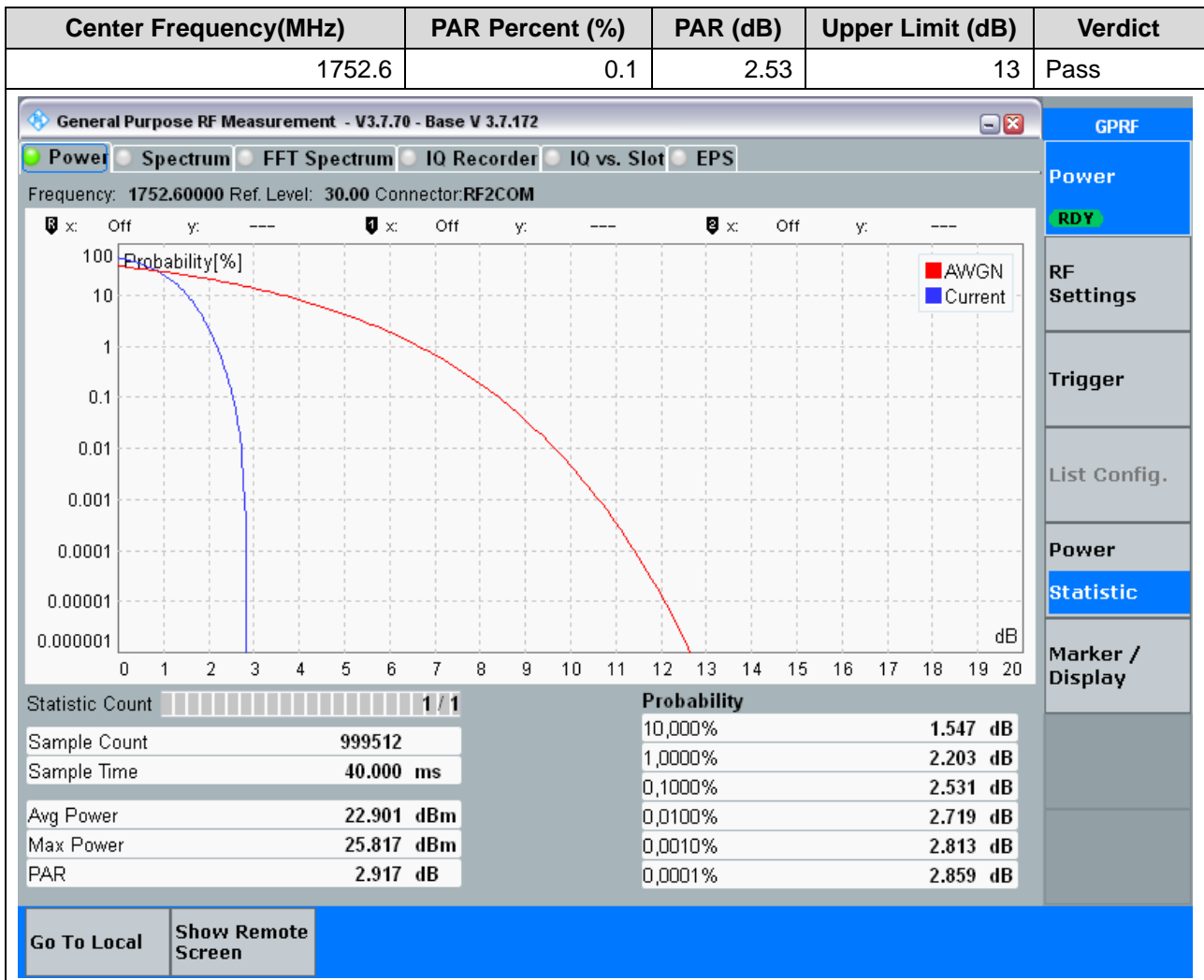
Center Frequency(MHz)	PAR Percent (%)	PAR (dB)	Upper Limit (dB)	Verdict
1712.4	0.1	2.72	13	Pass



2.2. WCDMA Peak to Average Ratio_Part22-24-27(NTNV)(Channel:1412)



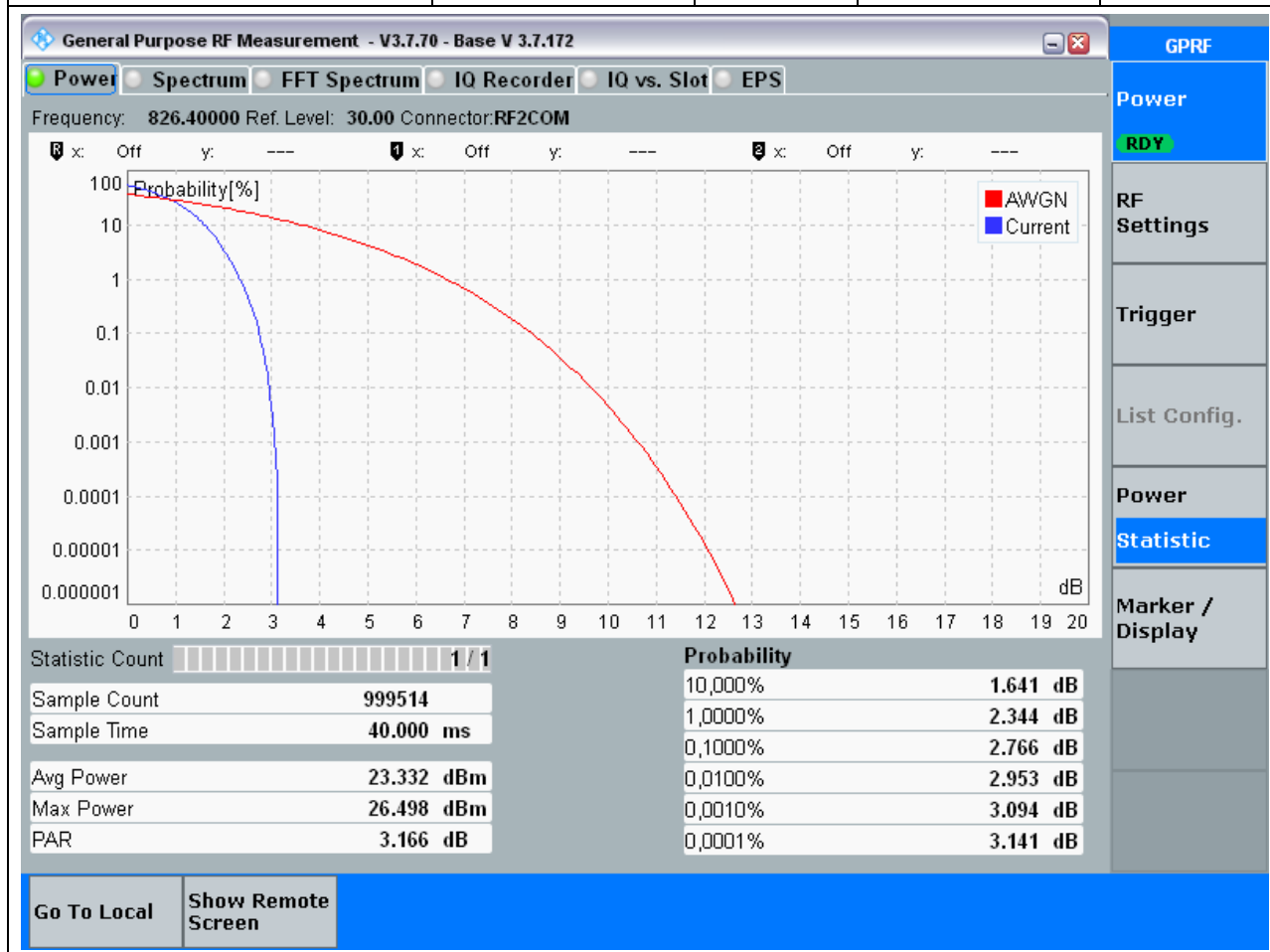
2.3. WCDMA Peak to Average Ratio_Part22-24-27(NTNV)(Channel:1513)



3. WCDMA_Band5

3.1. WCDMA Peak to Average Ratio_Part22-24-27(NTNV)(Channel:4132)

Center Frequency(MHz)	PAR Percent (%)	PAR (dB)	Upper Limit (dB)	Verdict
826.4	0.1	2.77	13	Pass



3.2. WCDMA Peak to Average Ratio_Part22-24-27(NTNV)(Channel:4182)

Center Frequency(MHz)	PAR Percent (%)	PAR (dB)	Upper Limit (dB)	Verdict
836.4	0.1	2.81	13	Pass

General Purpose RF Measurement - V3.7.70 - Base V 3.7.172
GPRF

● **Power** | Spectrum | FFT Spectrum | IQ Recorder | IQ vs. Slot | EPS

Power
RDY

Frequency: **836.40000** Ref. Level: **30.00** Connector: **RF2COM**

x: Off y: --- x: Off y: --- x: Off y: ---

AWGN
 Current

Statistic Count		Probability	
Sample Count	1023252	10,000%	1.594 dB
Sample Time	40.950 ms	1,0000%	2.391 dB
Avg Power	23.366 dBm	0,1000%	2.813 dB
Max Power	26.561 dBm	0,0100%	3.000 dB
PAR	3.195 dB	0,0010%	3.094 dB
		0,0001%	3.141 dB

Marker / Display

3.3. WCDMA Peak to Average Ratio_Part22-24-27(NTNV)(Channel:4233)

Center Frequency(MHz)	PAR Percent (%)	PAR (dB)	Upper Limit (dB)	Verdict
846.6	0.1	2.72	13	Pass

General Purpose RF Measurement - V3.7.70 - Base V 3.7.172
GPRF

● **Power** | Spectrum | FFT Spectrum | IQ Recorder | IQ vs. Slot | EPS

Power
RDY

Frequency: **846.60000** Ref. Level: **30.00** Connector: **RF2COM**

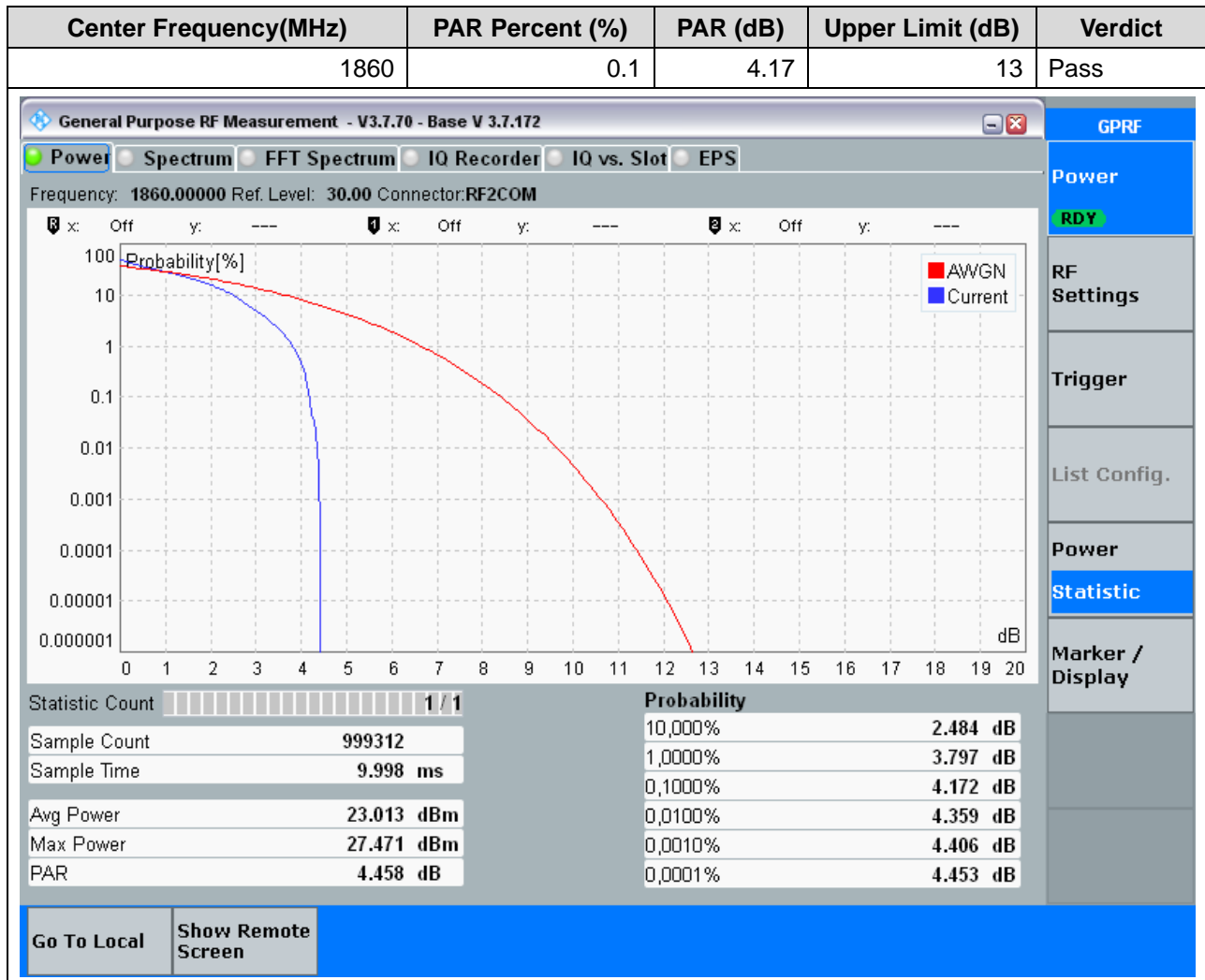
⏏ x: Off y: ---
⏏ x: Off y: ---
⏏ x: Off y: ---

Statistic Count		Probability	
Sample Count	1000310	10,000%	1.594 dB
Sample Time	40.032 ms	1,0000%	2.344 dB
Avg Power	23.342 dBm	0,1000%	2.719 dB
Max Power	26.442 dBm	0,0100%	2.906 dB
PAR	3.100 dB	0,0010%	3.000 dB
		0,0001%	3.094 dB

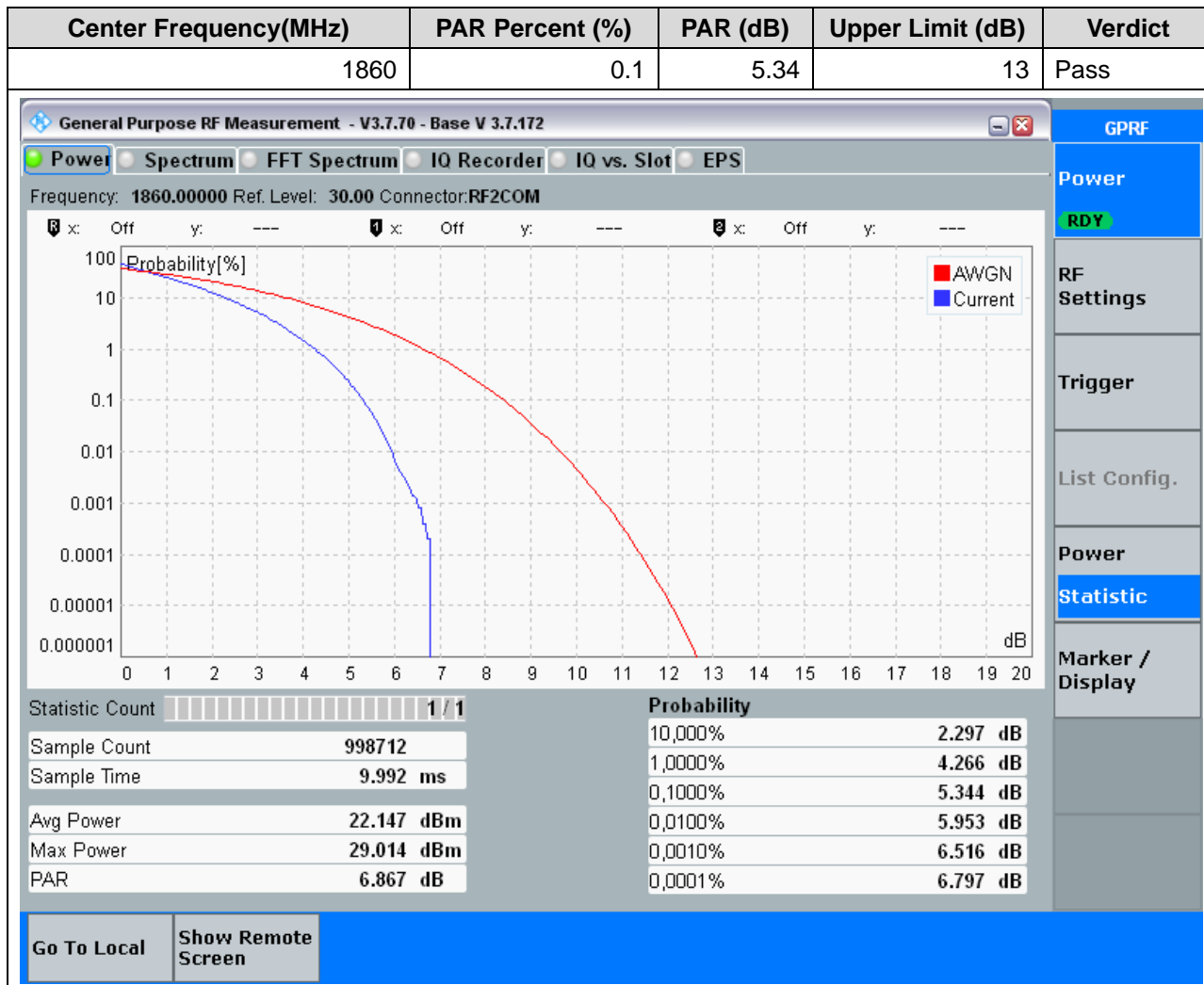
Go To Local
Show Remote Screen

4. LTE_Band2

4.1. LTE Peak to Average Ratio_Part22-24-27(NTNV)(Subtest:1, Channel:18700, Bandwidth:20, Modulation:QPSK, RB Number: 1, RB Position:LOW)



4.2. LTE Peak to Average Ratio_Part22-24-27(NTNV)(Subtest:2, Channel:18700, Bandwidth:20, Modulation:QPSK, RB Number: 100, RB Position:LOW)



4.3. LTE Peak to Average Ratio_Part22-24-27(NTNV)(Subtest:3, Channel:18700, Bandwidth:20, Modulation:Q16, RB Number: 1, RB Position:LOW)

Center Frequency(MHz)	PAR Percent (%)	PAR (dB)	Upper Limit (dB)	Verdict
1860	0.1	4.83	13	Pass

General Purpose RF Measurement - V3.7.70 - Base V 3.7.172

Frequency: 1860.00000 Ref. Level: 30.00 Connector:RF2COM

GPRF

Power

RDY

RF Settings

Trigger

List Config.

Power

Statistic

Marker / Display

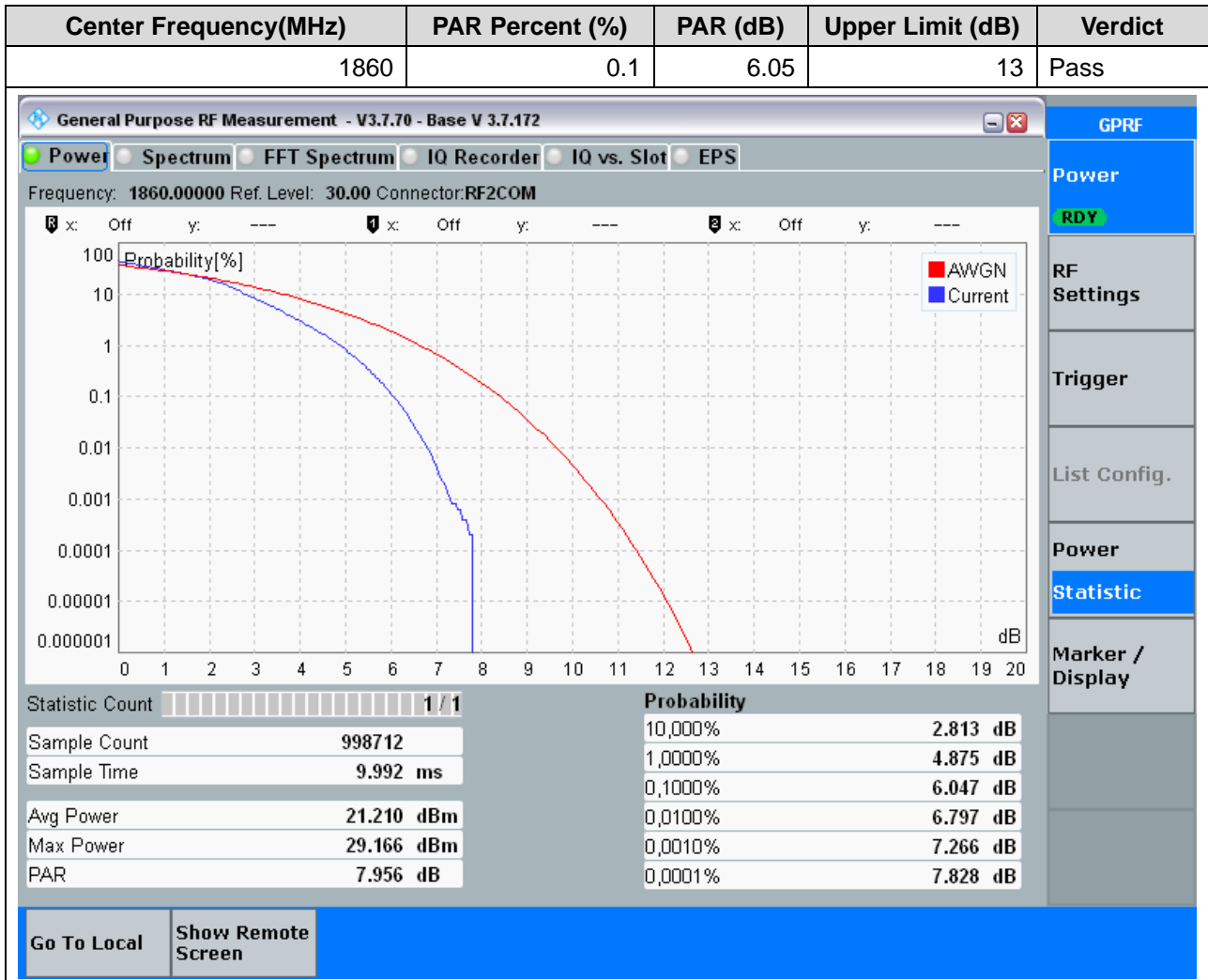
Power
 Spectrum
 FFT Spectrum
 IQ Recorder
 IQ vs. Slot
 EPS

x: Off y: --- x: Off y: --- x: Off y: ---

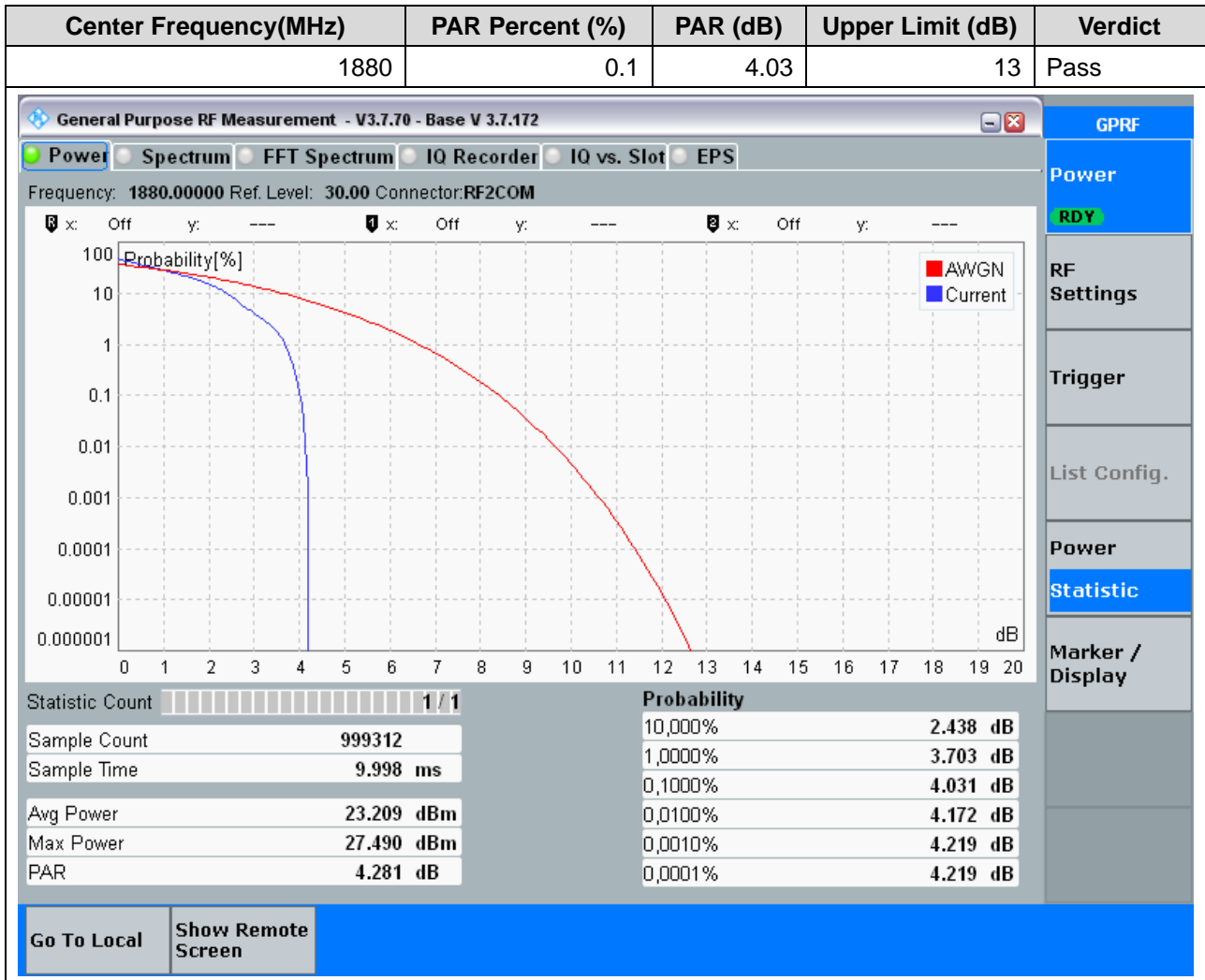
Statistic Count	1 / 1	Probability	
Sample Count	999312	10,000%	2.672 dB
Sample Time	9.998 ms	1,0000%	4.359 dB
Avg Power	22.175 dBm	0,1000%	4.828 dB
Max Power	27.234 dBm	0,0100%	4.922 dB
PAR	5.059 dB	0,0001%	4.969 dB

Go To Local
Show Remote Screen

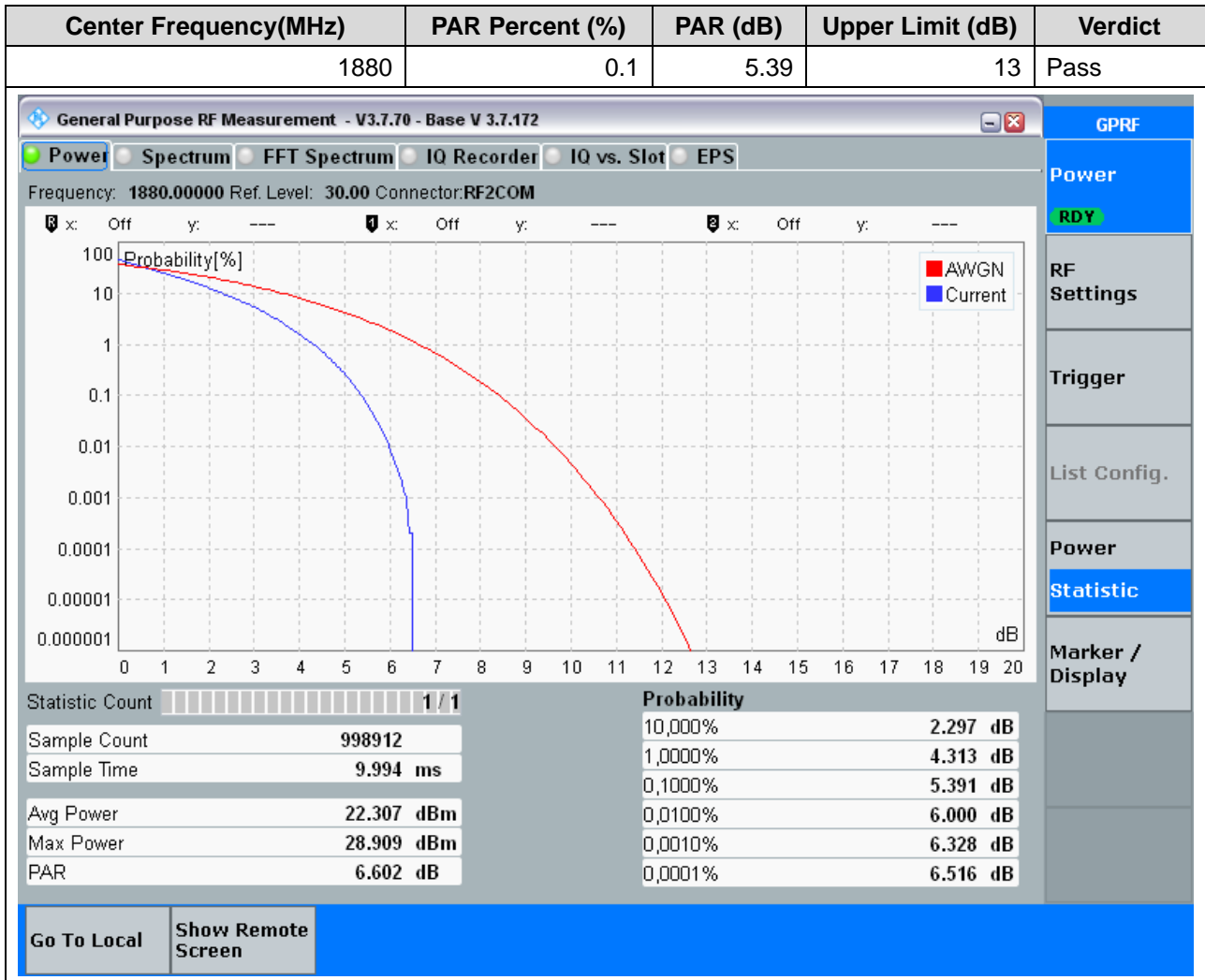
4.4. LTE Peak to Average Ratio_Part22-24-27(NTNV)(Subtest:4, Channel:18700, Bandwidth:20, Modulation:Q16, RB Number: 100, RB Position:LOW)



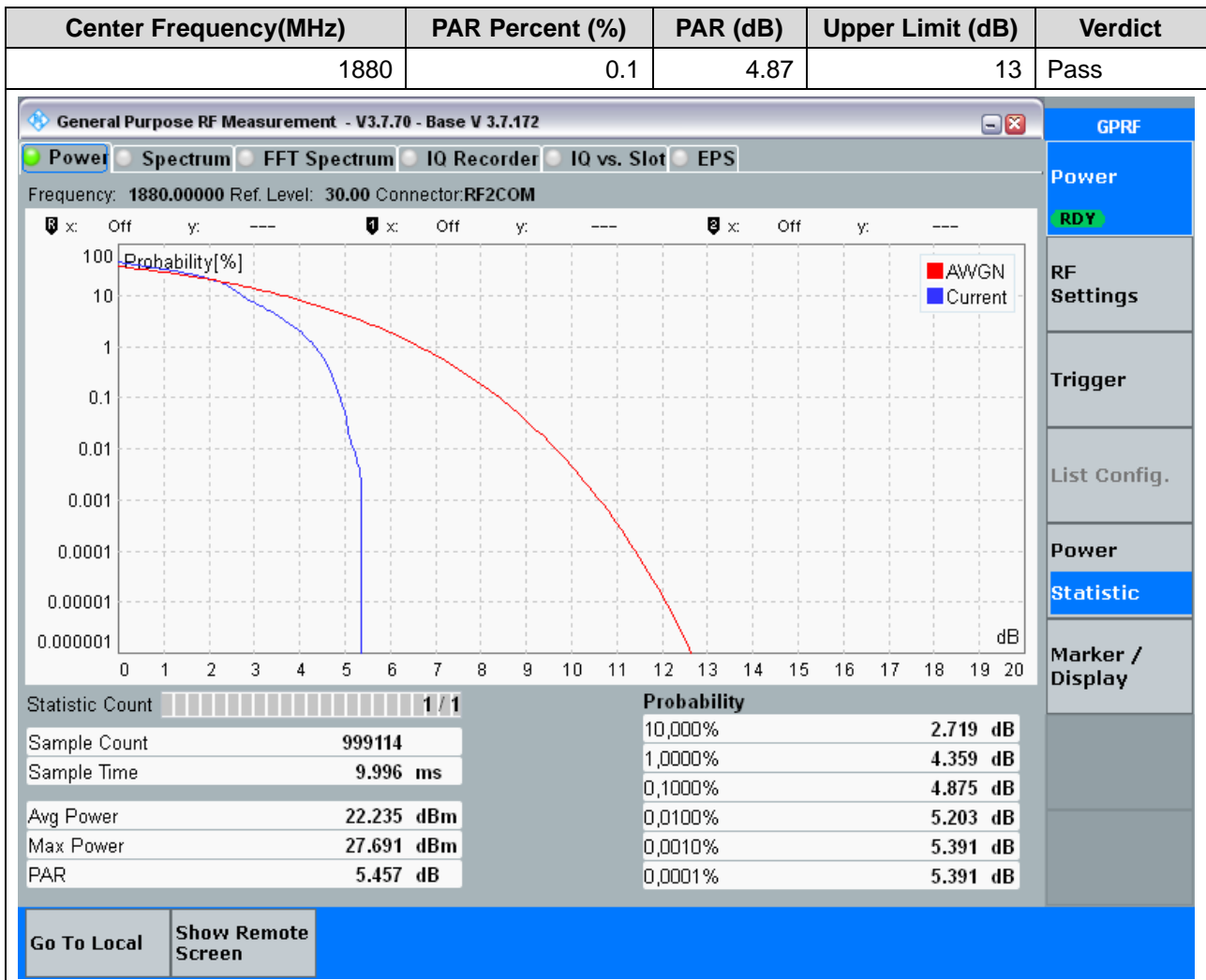
4.5. LTE Peak to Average Ratio_Part22-24-27(NTNV)(Subtest:5, Channel:18900, Bandwidth:20, Modulation:QPSK, RB Number: 1, RB Position:LOW)



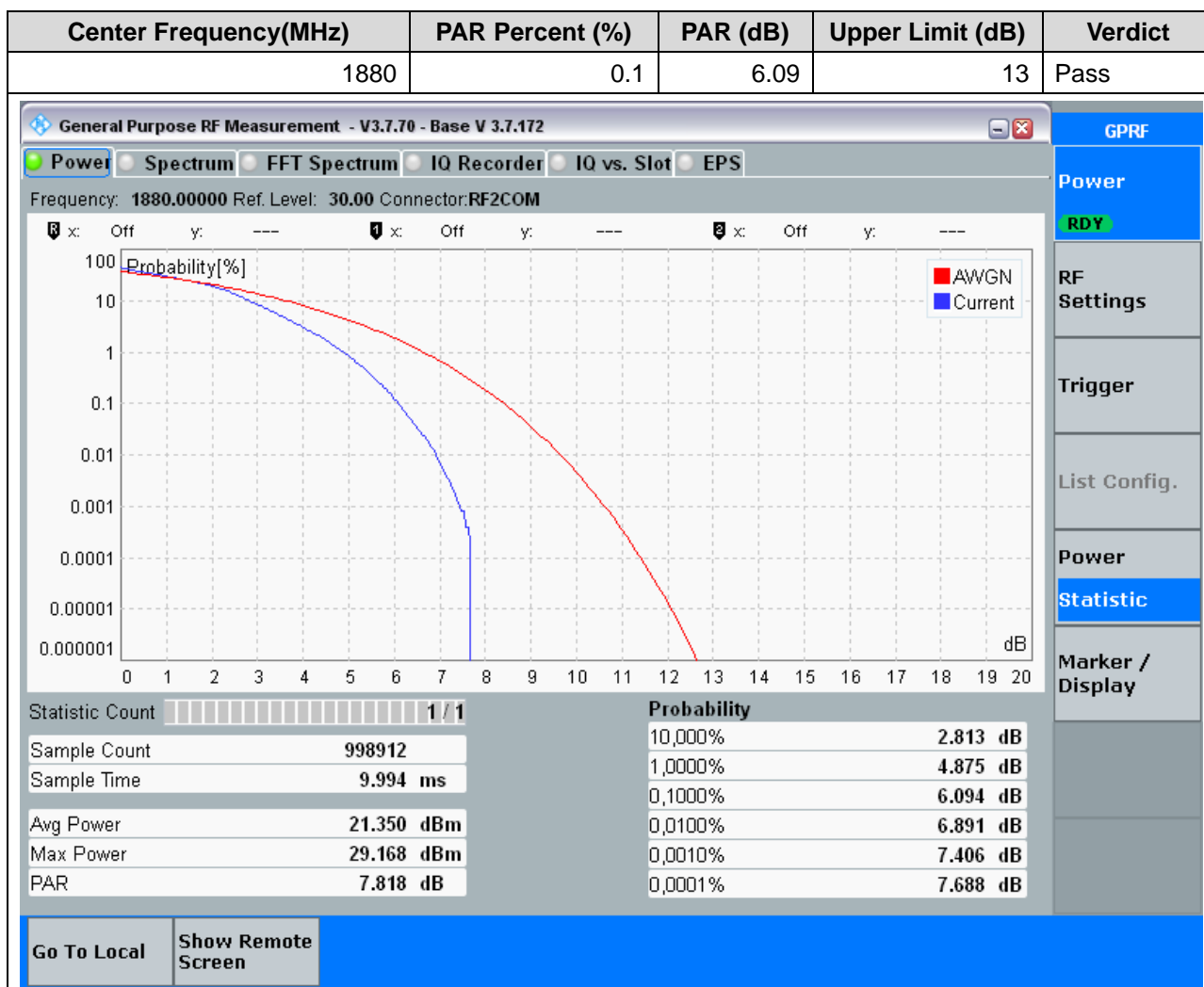
4.6. LTE Peak to Average Ratio_Part22-24-27(NTNV)(Subtest:6, Channel:18900, Bandwidth:20, Modulation:QPSK, RB Number: 100, RB Position:LOW)



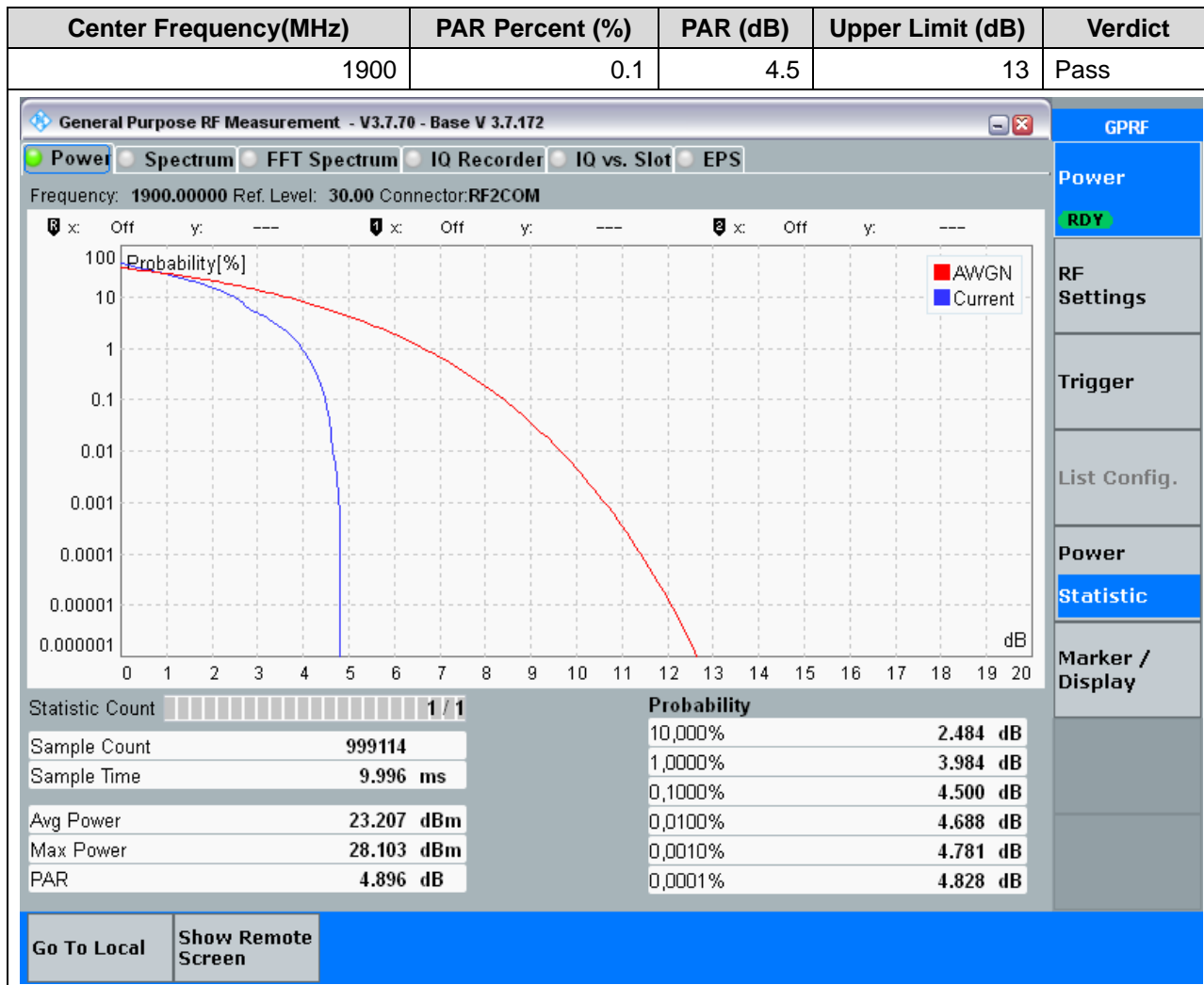
4.7. LTE Peak to Average Ratio_Part22-24-27(NTNV)(Subtest:7, Channel:18900, Bandwidth:20, Modulation:Q16, RB Number: 1, RB Position:LOW)



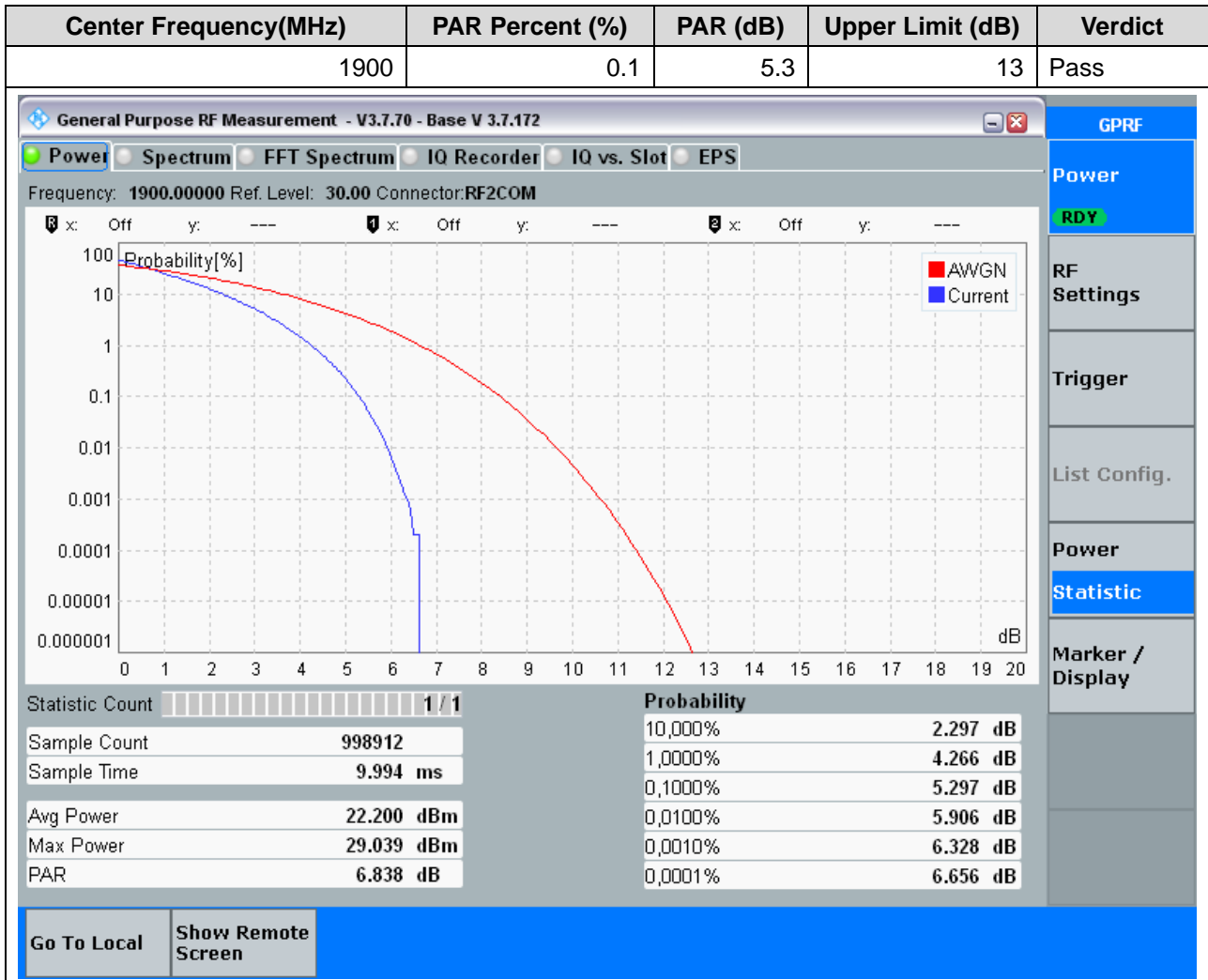
4.8. LTE Peak to Average Ratio_Part22-24-27(NTNV)(Subtest:8, Channel:18900, Bandwidth:20, Modulation:Q16, RB Number: 100, RB Position:LOW)



4.9. LTE Peak to Average Ratio_Part22-24-27(NTNV)(Subtest:9, Channel:19100, Bandwidth:20, Modulation:QPSK, RB Number: 1, RB Position:LOW)



4.10. LTE Peak to Average Ratio_Part22-24-27(NTNV)(Subtest:10, Channel:19100, Bandwidth:20, Modulation:QPSK, RB Number: 100, RB Position:LOW)



4.11. LTE Peak to Average Ratio_Part22-24-27(NTNV)(Subtest:11, Channel:19100, Bandwidth:20, Modulation:Q16, RB Number: 1, RB Position:LOW)

Center Frequency(MHz)	PAR Percent (%)	PAR (dB)	Upper Limit (dB)	Verdict
1900	0.1	5.48	13	Pass

General Purpose RF Measurement - V3.7.70 - Base V 3.7.172

Power Spectrum FFT Spectrum IQ Recorder IQ vs. Slot EPS

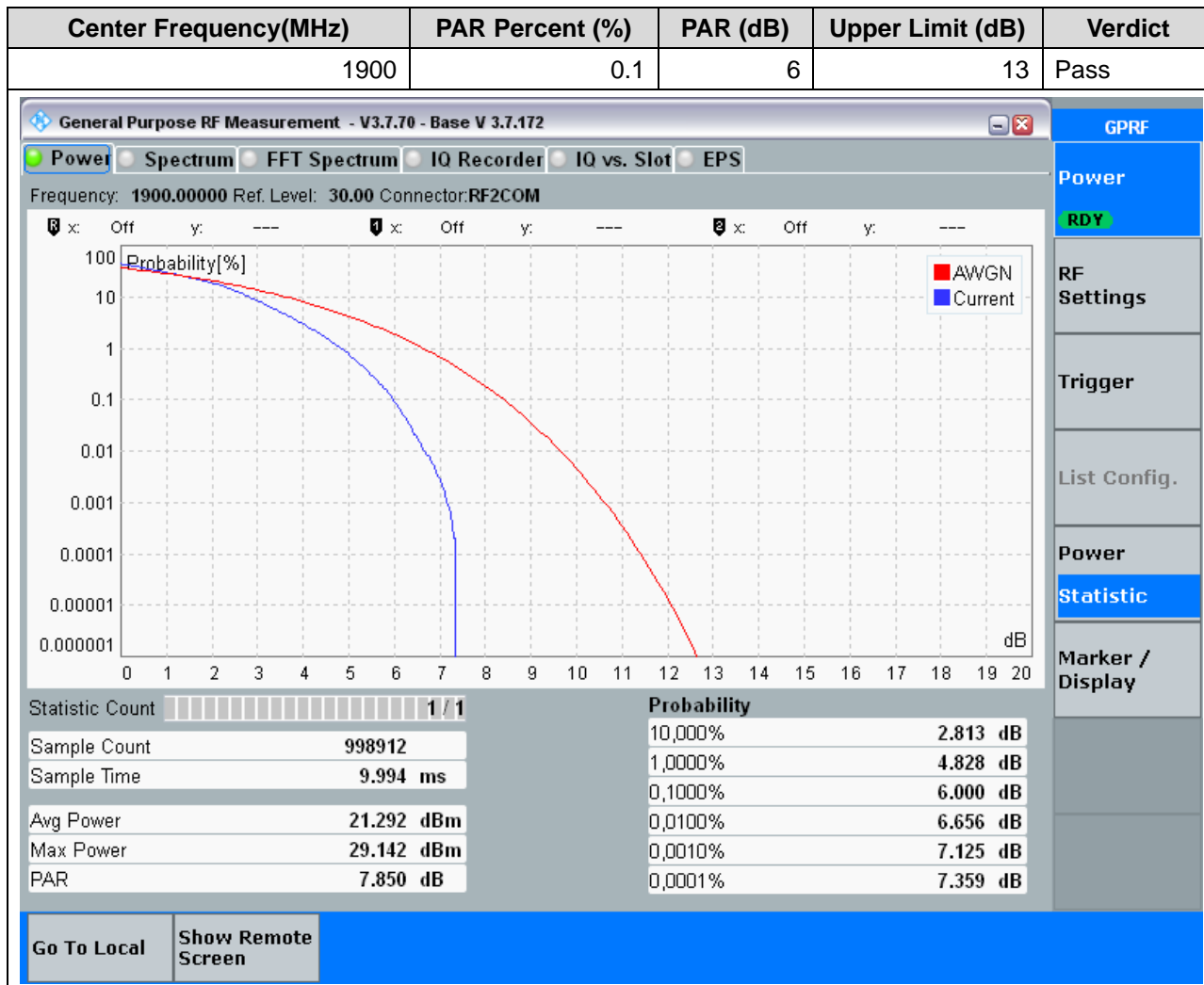
Frequency: 1900.00000 Ref. Level: 30.00 Connector:RF2COM

Statistic Count	Sample Count	Sample Time	Avg Power	Max Power	PAR
1 / 1	999114	9.996 ms	22.265 dBm	28.215 dBm	5.950 dB

Probability	Value
10,000%	2.859 dB
1,0000%	4.875 dB
0,1000%	5.484 dB
0,0100%	5.813 dB
0,0010%	5.906 dB
0,0001%	5.953 dB

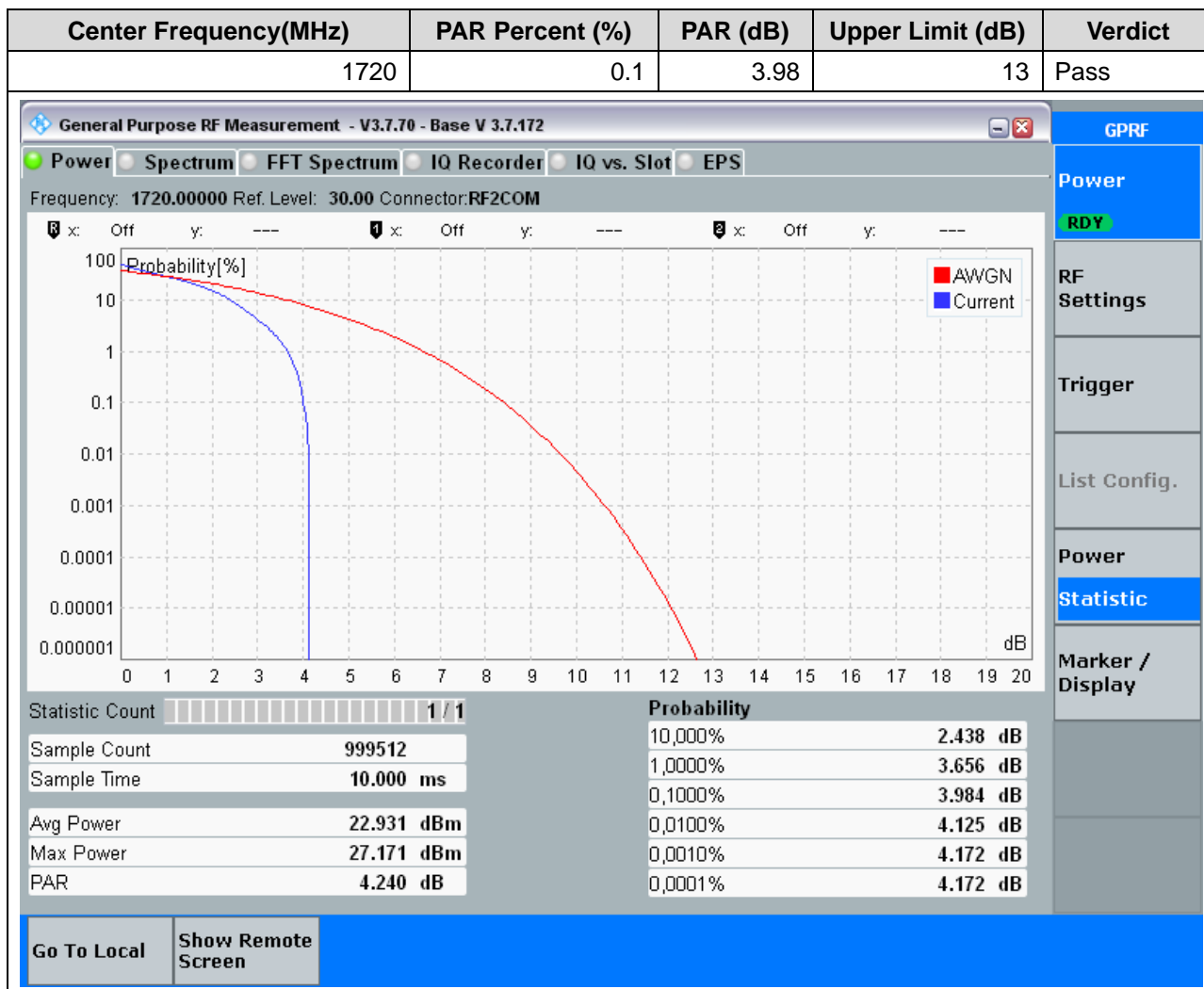
Go To Local Show Remote Screen

4.12. LTE Peak to Average Ratio_Part22-24-27(NTNV)(Subtest:12, Channel:19100, Bandwidth:20, Modulation:Q16, RB Number: 100, RB Position:LOW)



5. LTE_Band4

5.1. LTE Peak to Average Ratio_Part22-24-27(NTNV)(Subtest:1, Channel:20050, Bandwidth:20, Modulation:QPSK, RB Number: 1, RB Position:LOW)



5.2. LTE Peak to Average Ratio_Part22-24-27(NTNV)(Subtest:2, Channel:20050, Bandwidth:20, Modulation:QPSK, RB Number: 100, RB Position:LOW)

Center Frequency(MHz)	PAR Percent (%)	PAR (dB)	Upper Limit (dB)	Verdict
1720	0.1	5.11	13	Pass

General Purpose RF Measurement - V3.7.70 - Base V 3.7.172

Power Spectrum FFT Spectrum IQ Recorder IQ vs. Slot EPS

Frequency: 1720.00000 Ref. Level: 30.00 Connector:RF2COM

Statistic Count	Sample Count	Sample Time	Avg Power	Max Power	PAR
1 / 1	998512	9.990 ms	21.948 dBm	28.573 dBm	6.625 dB

Probability	Value
10,000%	2.250 dB
1,0000%	4.125 dB
0,1000%	5.109 dB
0,0100%	5.766 dB
0,0010%	6.234 dB
0,0001%	6.516 dB

Go To Local Show Remote Screen

5.3. LTE Peak to Average Ratio_Part22-24-27(NTNV)(Subtest:3, Channel:20050, Bandwidth:20, Modulation:Q16, RB Number: 1, RB Position:LOW)

Center Frequency(MHz)	PAR Percent (%)	PAR (dB)	Upper Limit (dB)	Verdict
1720	0.1	4.73	13	Pass

General Purpose RF Measurement - V3.7.70 - Base V 3.7.172

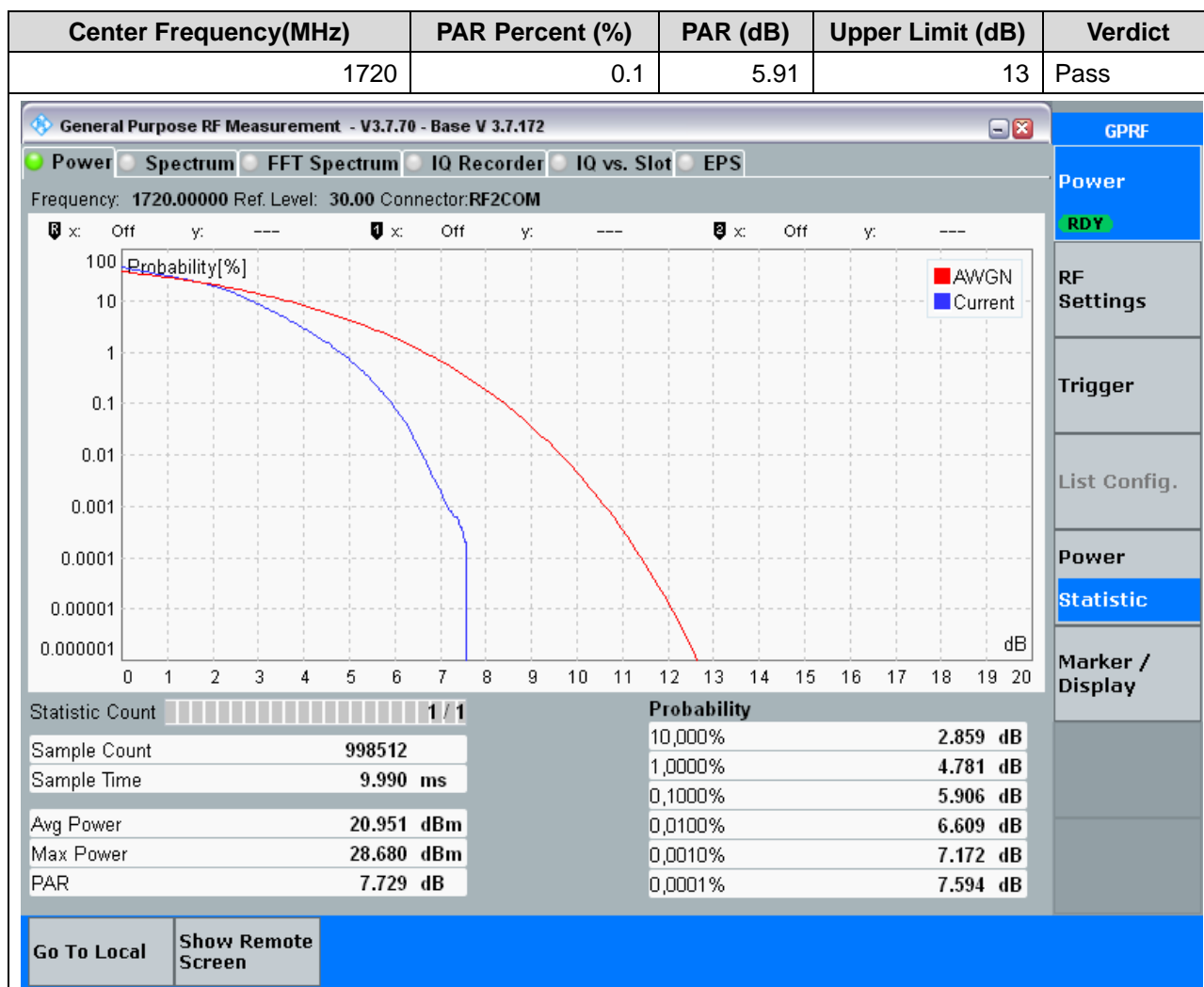
Power Spectrum FFT Spectrum IQ Recorder IQ vs. Slot EPS

Frequency: 1720.00000 Ref. Level: 30.00 Connector:RF2COM

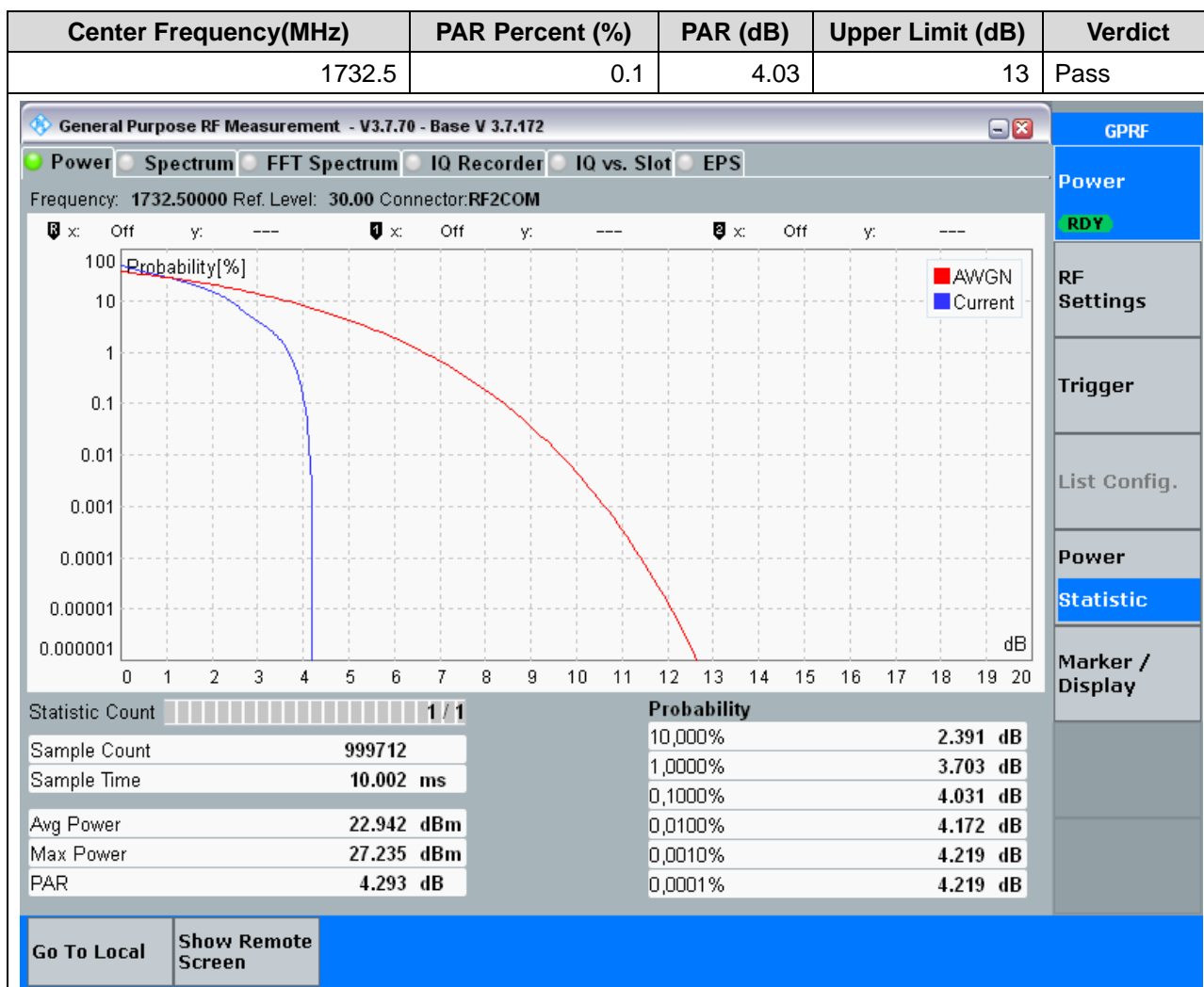
Statistic Count	1 / 1	Probability	
Sample Count	999512	10,000%	2.719 dB
Sample Time	10.000 ms	1,0000%	4.313 dB
Avg Power	22.099 dBm	0,1000%	4.734 dB
Max Power	27.037 dBm	0,0010%	4.875 dB
PAR	4.938 dB	0,0001%	4.875 dB

Go To Local Show Remote Screen

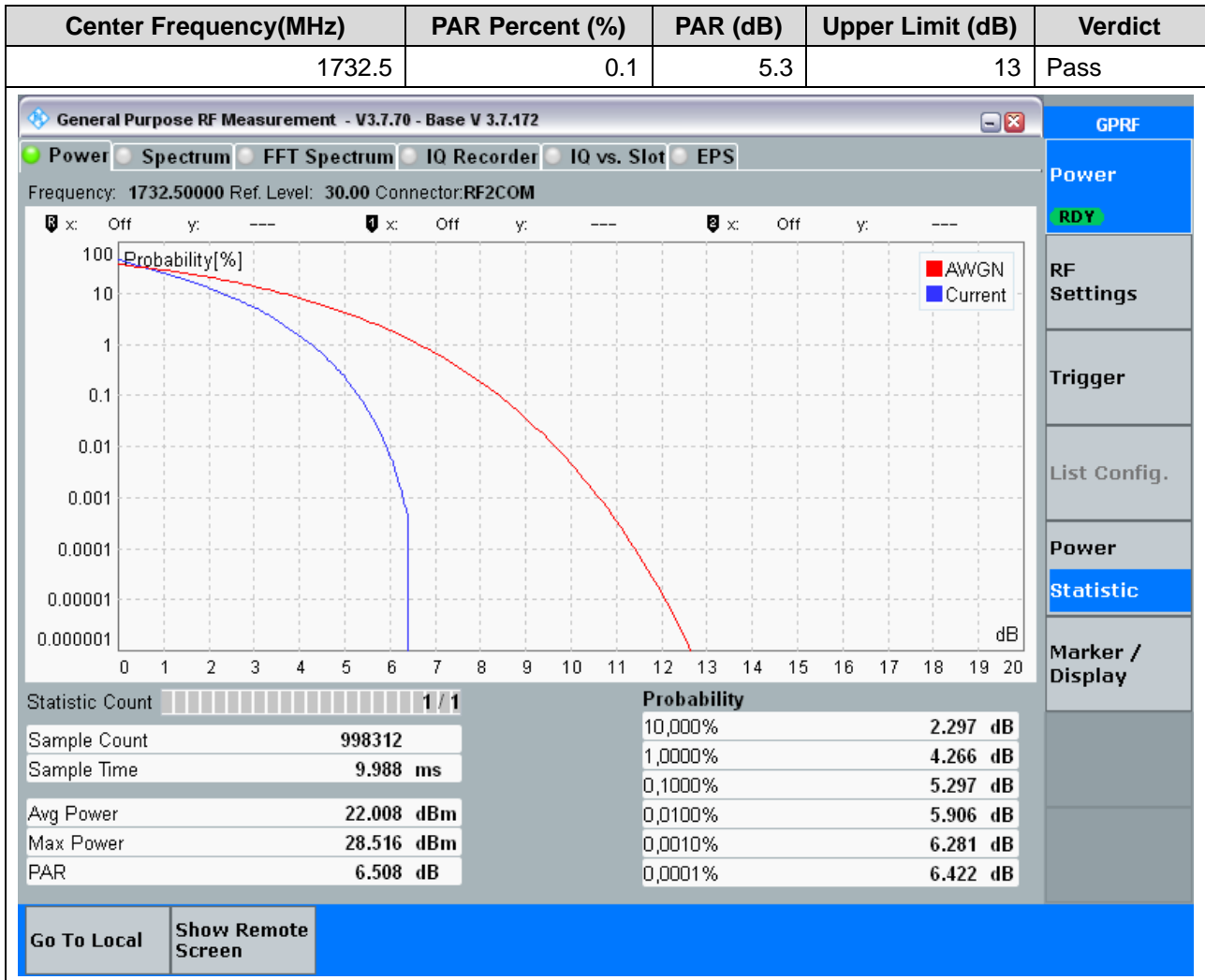
5.4. LTE Peak to Average Ratio_Part22-24-27(NTNV)(Subtest:4, Channel:20050, Bandwidth:20, Modulation:Q16, RB Number: 100, RB Position:LOW)



5.5. LTE Peak to Average Ratio_Part22-24-27(NTNV)(Subtest:5, Channel:20175, Bandwidth:20, Modulation:QPSK, RB Number: 1, RB Position:LOW)



5.6. LTE Peak to Average Ratio_Part22-24-27(NTNV)(Subtest:6, Channel:20175, Bandwidth:20, Modulation:QPSK, RB Number: 100, RB Position:LOW)



5.7. LTE Peak to Average Ratio_Part22-24-27(NTNV)(Subtest:7, Channel:20175, Bandwidth:20, Modulation:Q16, RB Number: 1, RB Position:LOW)

Center Frequency(MHz)	PAR Percent (%)	PAR (dB)	Upper Limit (dB)	Verdict
1732.5	0.1	4.92	13	Pass

General Purpose RF Measurement - V3.7.70 - Base V 3.7.172

Power Spectrum FFT Spectrum IQ Recorder IQ vs. Slot EPS

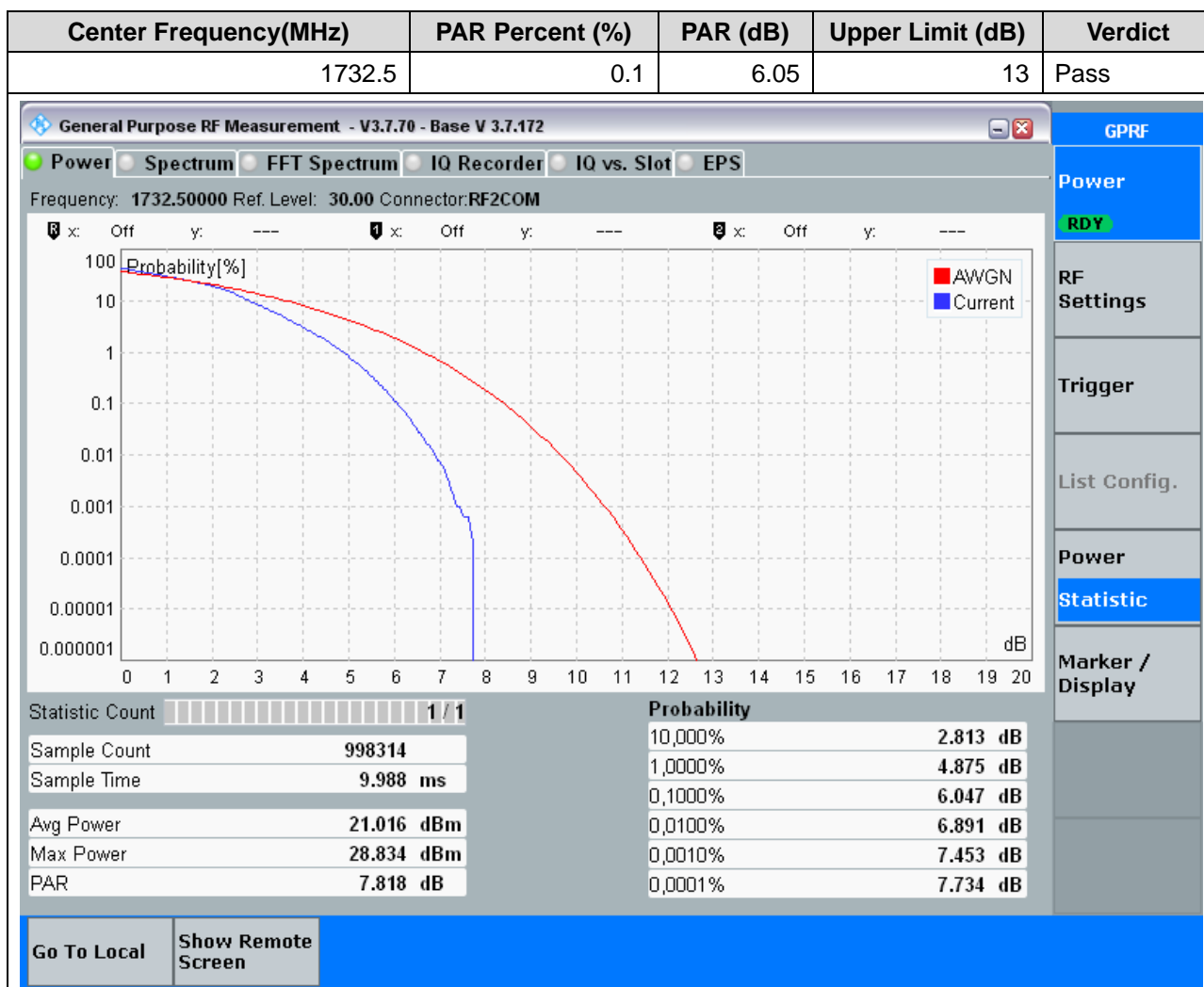
Frequency: 1732.50000 Ref. Level: 30.00 Connector:RF2COM

Statistic Count	Sample Count	Sample Time	Avg Power	Max Power	PAR
1 / 1	999712	10.002 ms	21.964 dBm	27.450 dBm	5.486 dB

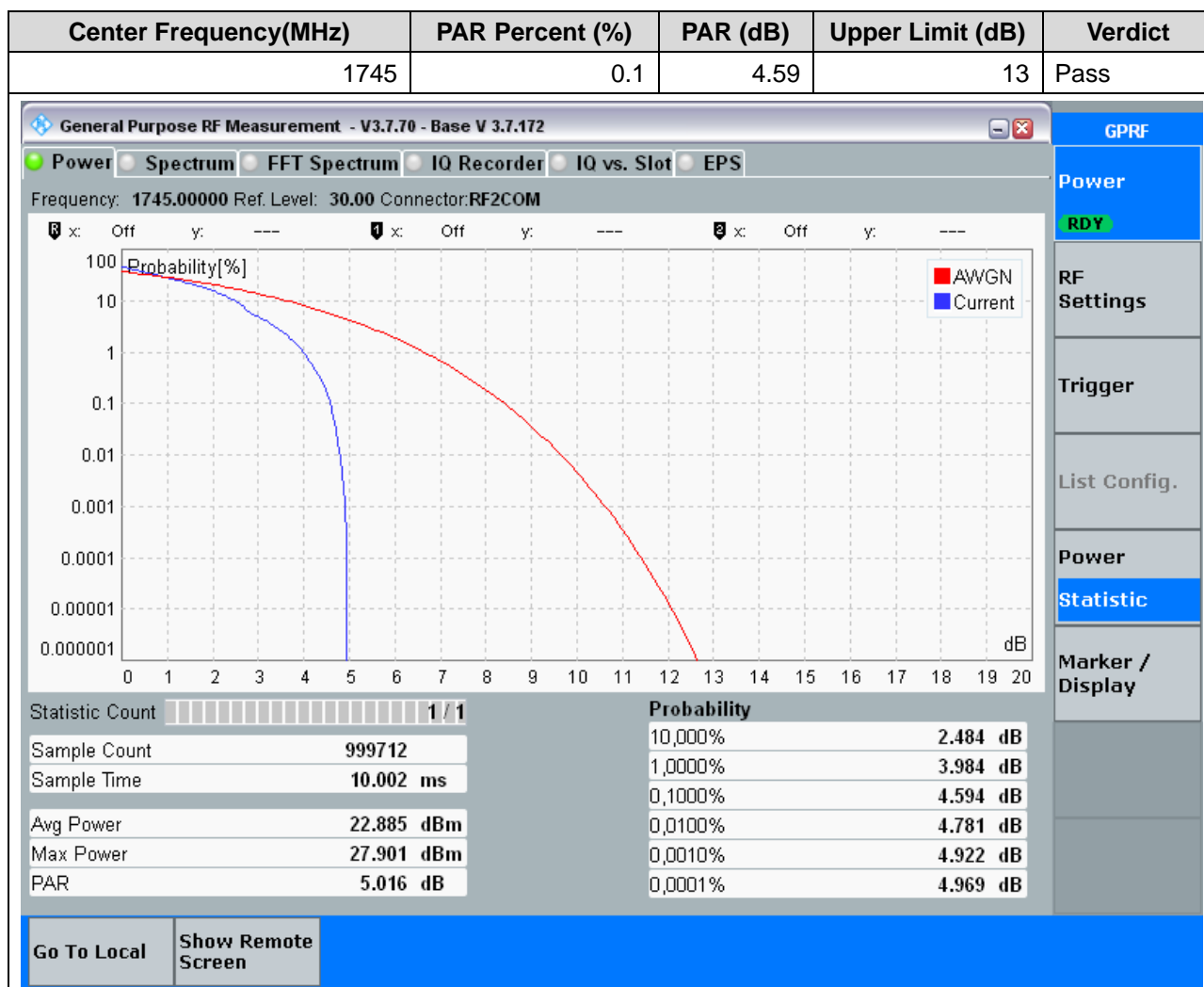
Probability	Value
10,000%	2.766 dB
1,0000%	4.313 dB
0,1000%	4.922 dB
0,0100%	5.203 dB
0,0010%	5.391 dB
0,0001%	5.438 dB

Go To Local Show Remote Screen

5.8. LTE Peak to Average Ratio_Part22-24-27(NTNV)(Subtest:8, Channel:20175, Bandwidth:20, Modulation:Q16, RB Number: 100, RB Position:LOW)



5.9. LTE Peak to Average Ratio_Part22-24-27(NTNV)(Subtest:9, Channel:20300, Bandwidth:20, Modulation:QPSK, RB Number: 1, RB Position:LOW)



5.10. LTE Peak to Average Ratio_Part22-24-27(NTNV)(Subtest:10, Channel:20300, Bandwidth:20, Modulation:QPSK, RB Number: 100, RB Position:LOW)

Center Frequency(MHz)	PAR Percent (%)	PAR (dB)	Upper Limit (dB)	Verdict
1745	0.1	5.11	13	Pass

General Purpose RF Measurement - V3.7.70 - Base V 3.7.172

Power Spectrum FFT Spectrum IQ Recorder IQ vs. Slot EPS

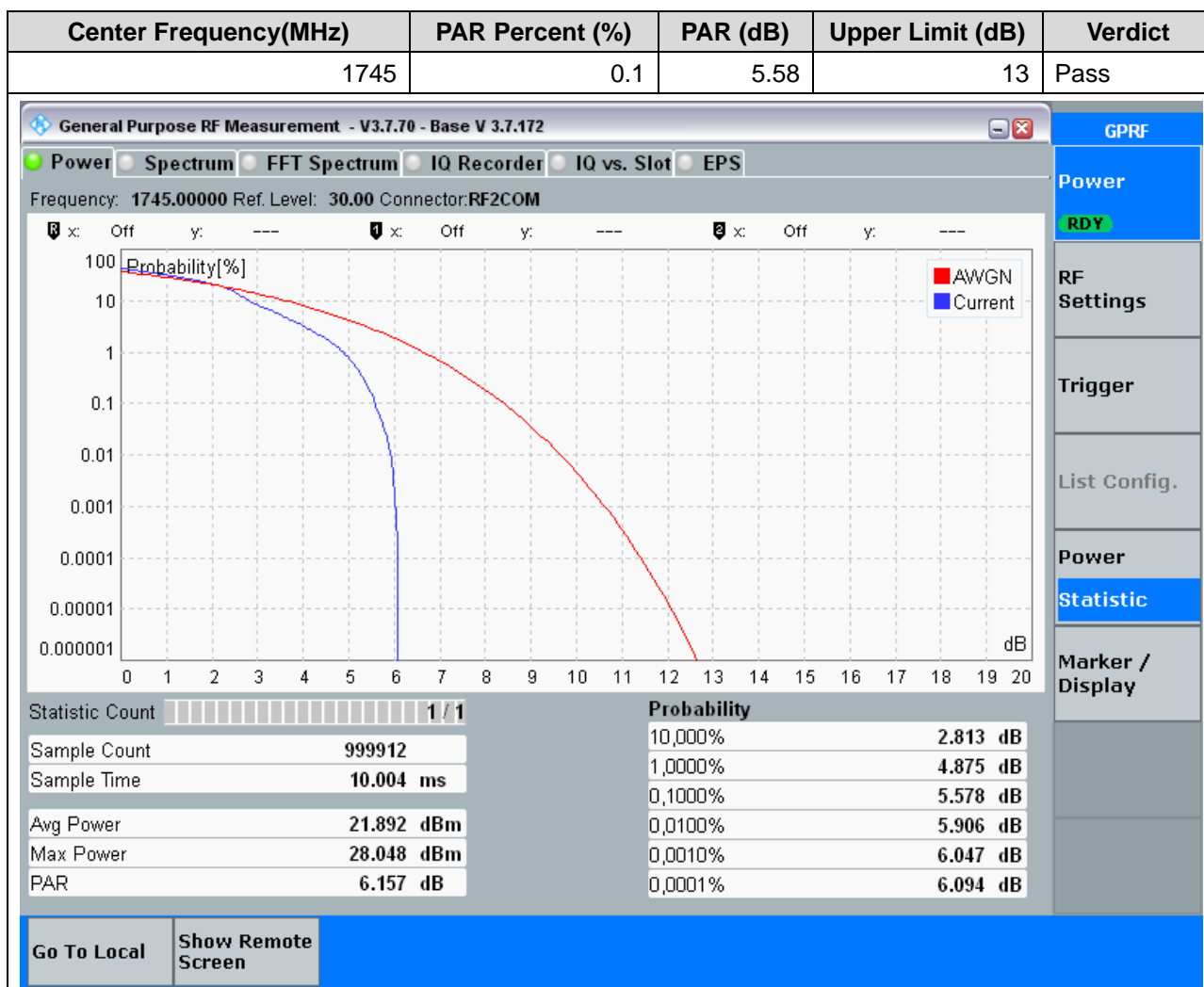
Frequency: 1745.00000 Ref. Level: 30.00 Connector:RF2COM

Statistic Count	Sample Count	Sample Time	Avg Power	Max Power	PAR
1 / 1	998312	9.988 ms	21.956 dBm	28.592 dBm	6.636 dB

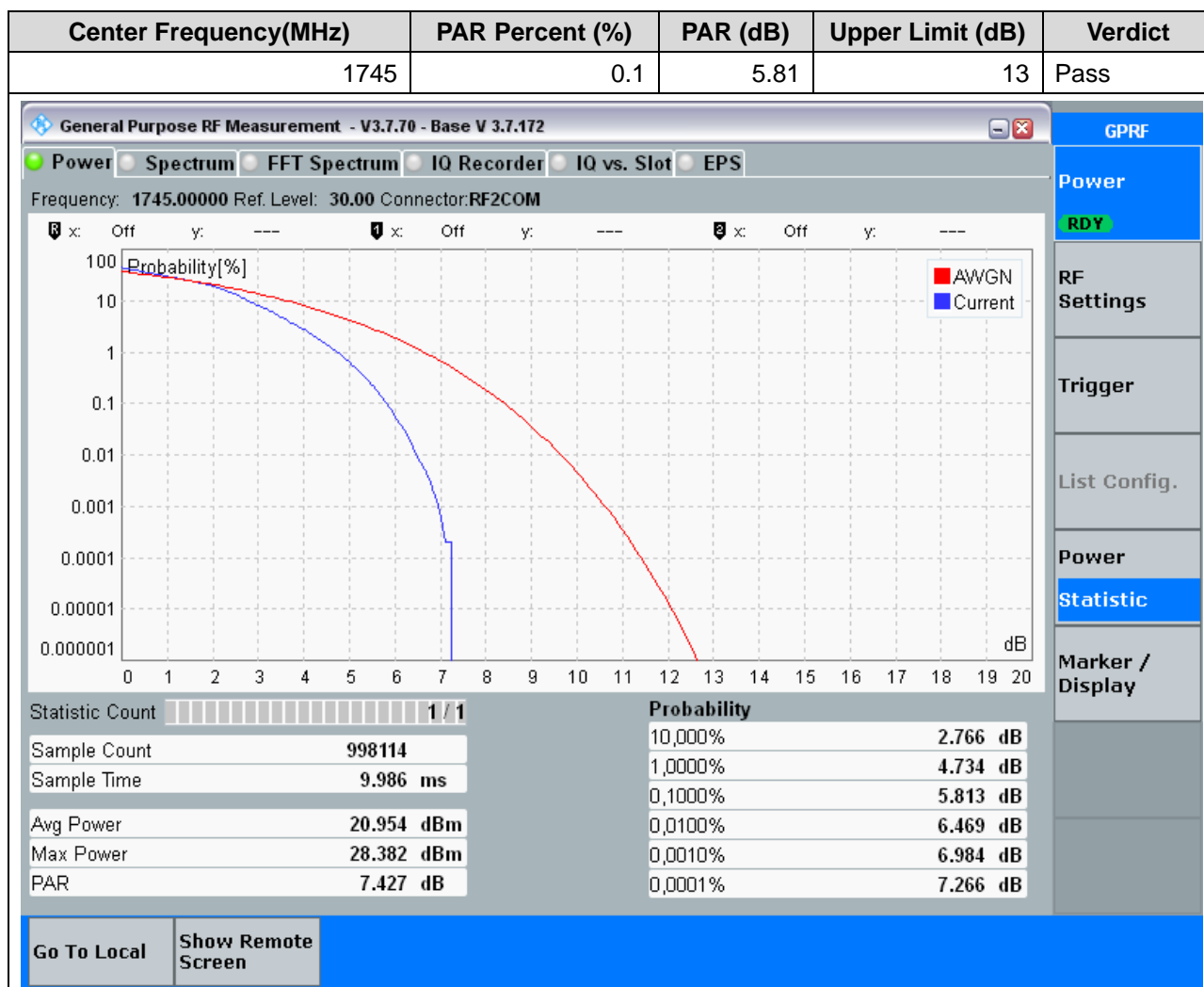
Probability	Value
10,000%	2.250 dB
1,0000%	4.125 dB
0,1000%	5.109 dB
0,0100%	5.719 dB
0,0010%	6.094 dB
0,0001%	6.563 dB

Go To Local Show Remote Screen

5.11. LTE Peak to Average Ratio_Part22-24-27(NTNV)(Subtest:11, Channel:20300, Bandwidth:20, Modulation:Q16, RB Number: 1, RB Position:LOW)

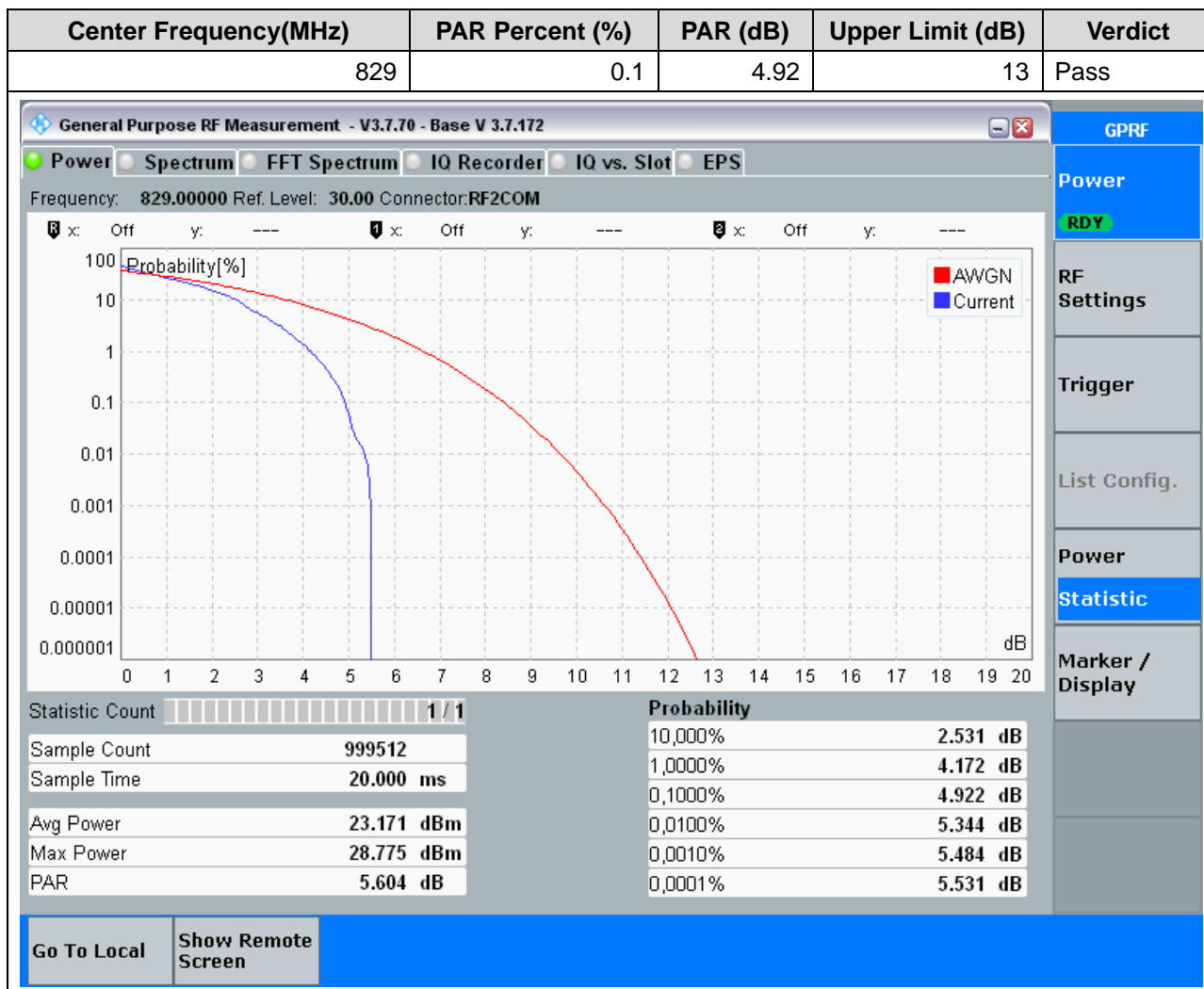


5.12. LTE Peak to Average Ratio_Part22-24-27(NTNV)(Subtest:12, Channel:20300, Bandwidth:20, Modulation:Q16, RB Number: 100, RB Position:LOW)

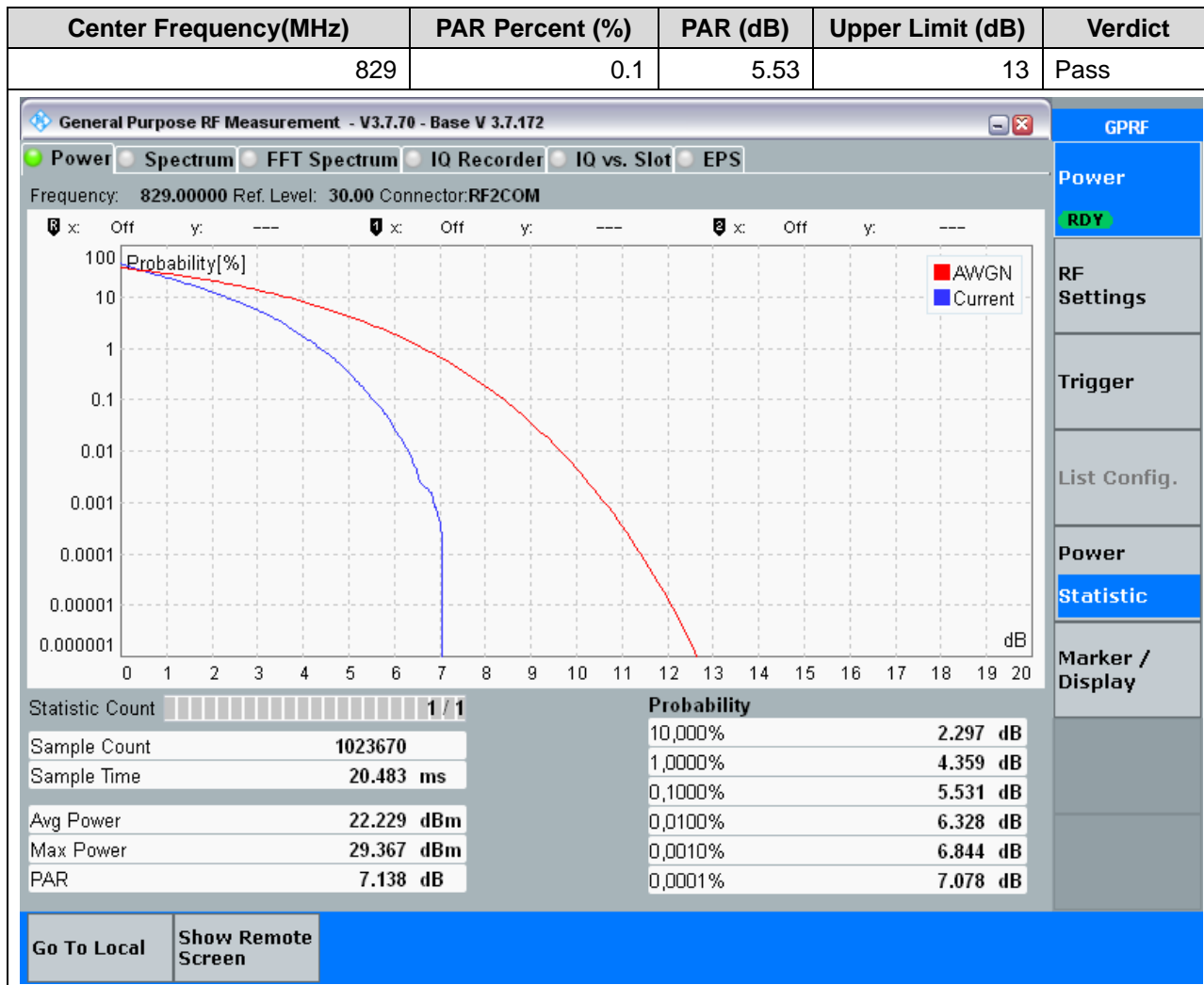


6. LTE_Band5

6.1. LTE Peak to Average Ratio_Part22-24-27(NTNV)(Subtest:1, Channel:20450, Bandwidth:10, Modulation:QPSK, RB Number: 1, RB Position:LOW)



6.2. LTE Peak to Average Ratio_Part22-24-27(NTNV)(Subtest:2, Channel:20450, Bandwidth:10, Modulation:QPSK, RB Number: 50, RB Position:LOW)



6.3. LTE Peak to Average Ratio_Part22-24-27(NTNV)(Subtest:3, Channel:20450, Bandwidth:10, Modulation:Q16, RB Number: 1, RB Position:LOW)

Center Frequency(MHz)	PAR Percent (%)	PAR (dB)	Upper Limit (dB)	Verdict
829	0.1	5.77	13	Pass

General Purpose RF Measurement - V3.7.70 - Base V 3.7.172

Power Spectrum FFT Spectrum IQ Recorder IQ vs. Slot EPS

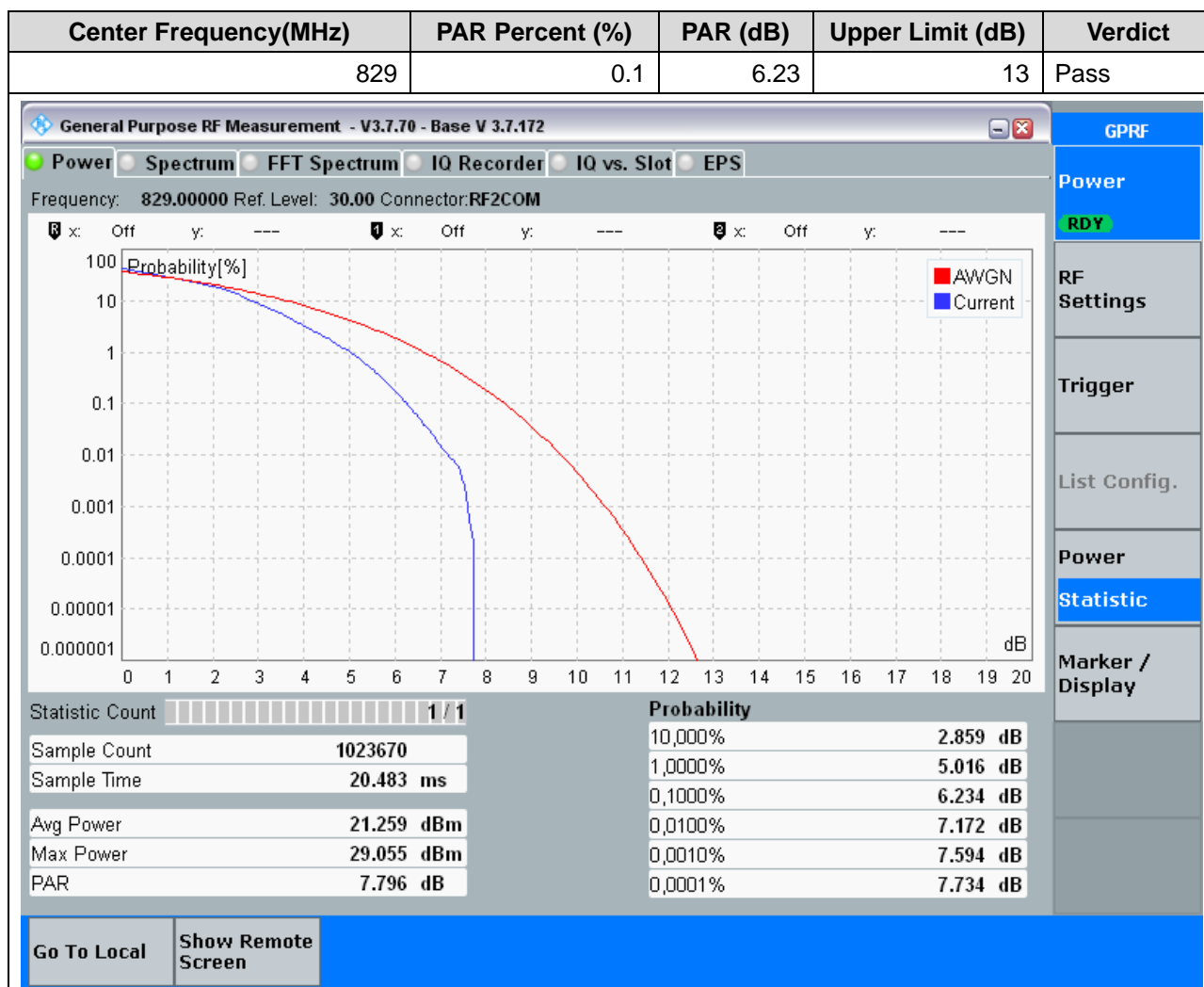
Frequency: 829.00000 Ref. Level: 30.00 Connector:RF2COM

Statistic Count	Sample Count	Sample Time	Avg Power	Max Power	PAR
1 / 1	999512	20.000 ms	22.406 dBm	28.662 dBm	6.256 dB

Probability	Value
10,000%	2.813 dB
1,0000%	4.875 dB
0,1000%	5.766 dB
0,0100%	6.094 dB
0,0010%	6.188 dB
0,0001%	6.234 dB

Go To Local Show Remote Screen

6.4. LTE Peak to Average Ratio_Part22-24-27(NTNV)(Subtest:4, Channel:20450, Bandwidth:10, Modulation:Q16, RB Number: 50, RB Position:LOW)



6.5. LTE Peak to Average Ratio_Part22-24-27(NTNV)(Subtest:5, Channel:20525, Bandwidth:10, Modulation:QPSK, RB Number: 1, RB Position:LOW)

Center Frequency(MHz)	PAR Percent (%)	PAR (dB)	Upper Limit (dB)	Verdict
836.5	0.1	4.55	13	Pass

General Purpose RF Measurement - V3.7.70 - Base V 3.7.172

Power Spectrum FFT Spectrum IQ Recorder IQ vs. Slot EPS

Frequency: 836.50000 Ref. Level: 30.00 Connector:RF2COM

Statistic Count	1 / 1	Probability	
Sample Count	999112	10,000%	2.484 dB
Sample Time	19.992 ms	1,0000%	3.938 dB
Avg Power	23.269 dBm	0,1000%	4.547 dB
Max Power	28.264 dBm	0,0100%	4.828 dB
PAR	4.995 dB	0,0001%	4.969 dB

Go To Local Show Remote Screen

6.6. LTE Peak to Average Ratio_Part22-24-27(NTNV)(Subtest:6, Channel:20525, Bandwidth:10, Modulation:QPSK, RB Number: 50, RB Position:LOW)

Center Frequency(MHz)	PAR Percent (%)	PAR (dB)	Upper Limit (dB)	Verdict
836.5	0.1	5.48	13	Pass

General Purpose RF Measurement - V3.7.70 - Base V 3.7.172

Power Spectrum FFT Spectrum IQ Recorder IQ vs. Slot EPS

Frequency: 836.50000 Ref. Level: 30.00 Connector:RF2COM

Statistic Count	Sample Count	Sample Time	Avg Power	Max Power	PAR
1 / 1	1024090	20.492 ms	22.309 dBm	29.304 dBm	6.995 dB

Probability	Value
10,000%	2.344 dB
1,0000%	4.359 dB
0,1000%	5.484 dB
0,0100%	6.141 dB
0,0010%	6.516 dB
0,0001%	6.984 dB

Go To Local Show Remote Screen

6.7. LTE Peak to Average Ratio_Part22-24-27(NTNV)(Subtest:7, Channel:20525, Bandwidth:10, Modulation:Q16, RB Number: 1, RB Position:LOW)

Center Frequency(MHz)	PAR Percent (%)	PAR (dB)	Upper Limit (dB)	Verdict
836.5	0.1	5.48	13	Pass

General Purpose RF Measurement - V3.7.70 - Base V 3.7.172

Power Spectrum FFT Spectrum IQ Recorder IQ vs. Slot EPS

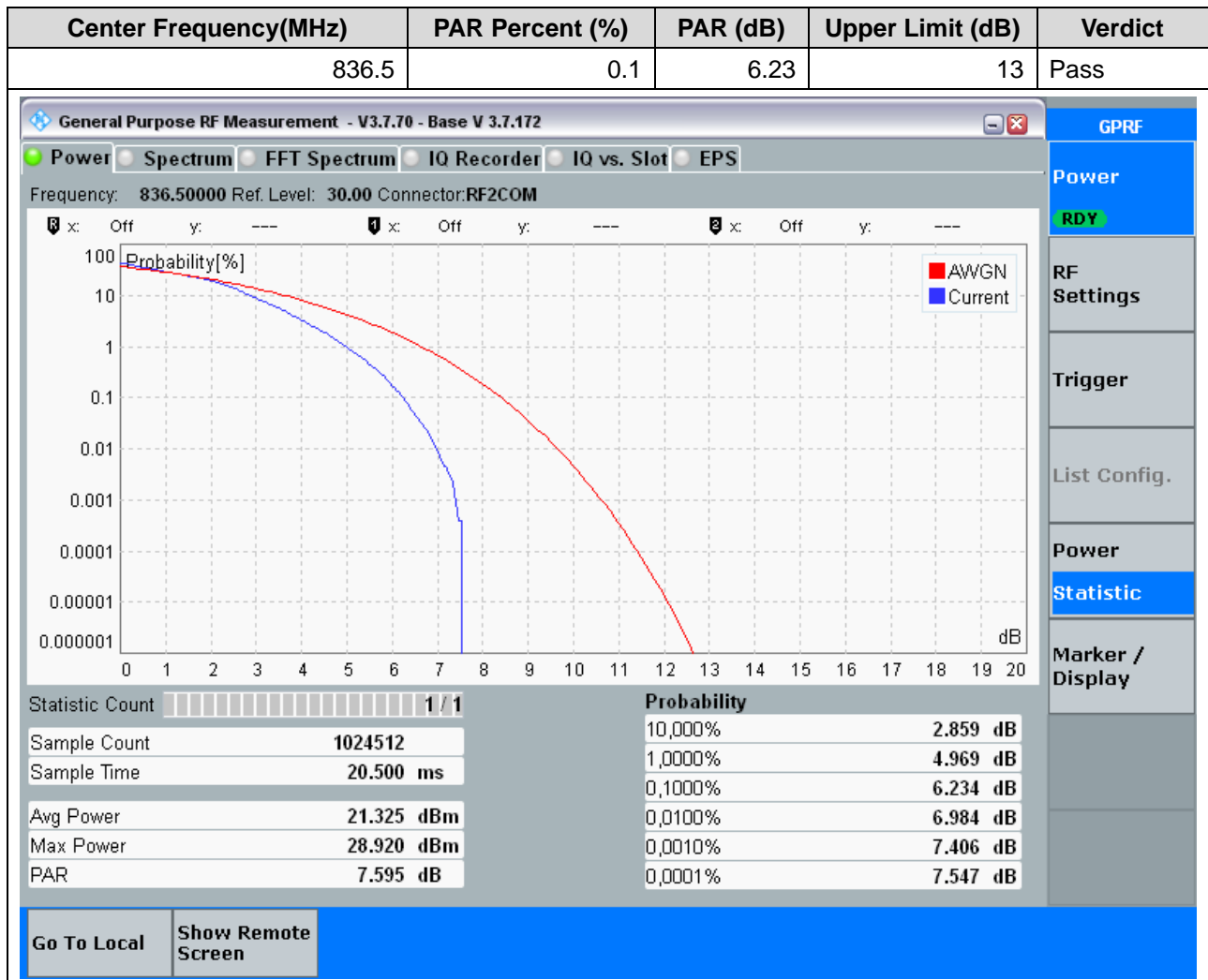
Frequency: 836.50000 Ref. Level: 30.00 Connector:RF2COM

Statistic Count	Sample Count	Sample Time	Avg Power	Max Power	PAR
1 / 1	998712	19.984 ms	22.278 dBm	28.276 dBm	5.998 dB

Probability	Value
10,000%	2.813 dB
1,0000%	4.594 dB
0,1000%	5.484 dB
0,0100%	5.813 dB
0,0010%	5.906 dB
0,0001%	5.906 dB

Go To Local Show Remote Screen

6.8. LTE Peak to Average Ratio_Part22-24-27(NTNV)(Subtest:8, Channel:20525, Bandwidth:10, Modulation:Q16, RB Number: 50, RB Position:LOW)



6.9. LTE Peak to Average Ratio_Part22-24-27(NTNV)(Subtest:9, Channel:20600, Bandwidth:10, Modulation:QPSK, RB Number: 1, RB Position:LOW)

Center Frequency(MHz)	PAR Percent (%)	PAR (dB)	Upper Limit (dB)	Verdict
844	0.1	4.55	13	Pass

General Purpose RF Measurement - V3.7.70 - Base V 3.7.172

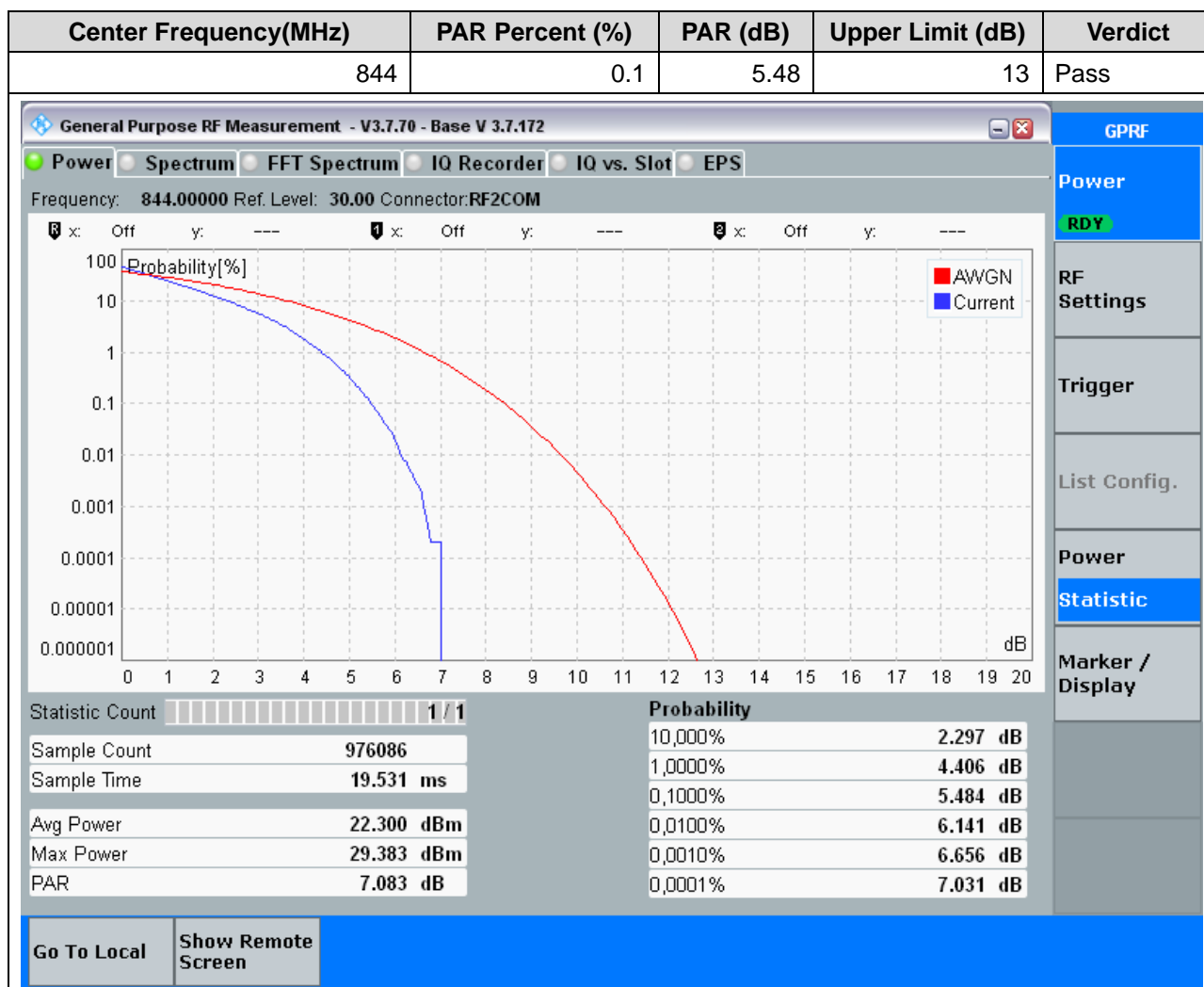
Power Spectrum FFT Spectrum IQ Recorder IQ vs. Slot EPS

Frequency: 844.00000 Ref. Level: 30.00 Connector:RF2COM

Statistic Count	Value	Probability	Value
Sample Count	998314	10,000%	2.438 dB
Sample Time	19.976 ms	1,0000%	3.984 dB
Avg Power	23.322 dBm	0,1000%	4.547 dB
Max Power	28.243 dBm	0,0100%	4.781 dB
PAR	4.920 dB	0,0010%	4.875 dB
		0,0001%	4.875 dB

Go To Local Show Remote Screen

6.10. LTE Peak to Average Ratio_Part22-24-27(NTNV)(Subtest:10, Channel:20600, Bandwidth:10, Modulation:QPSK, RB Number: 50, RB Position:LOW)



6.11. LTE Peak to Average Ratio_Part22-24-27(NTNV)(Subtest:11, Channel:20600, Bandwidth:10, Modulation:Q16, RB Number: 1, RB Position:LOW)

Center Frequency(MHz)	PAR Percent (%)	PAR (dB)	Upper Limit (dB)	Verdict
844	0.1	5.25	13	Pass

General Purpose RF Measurement - V3.7.70 - Base V 3.7.172

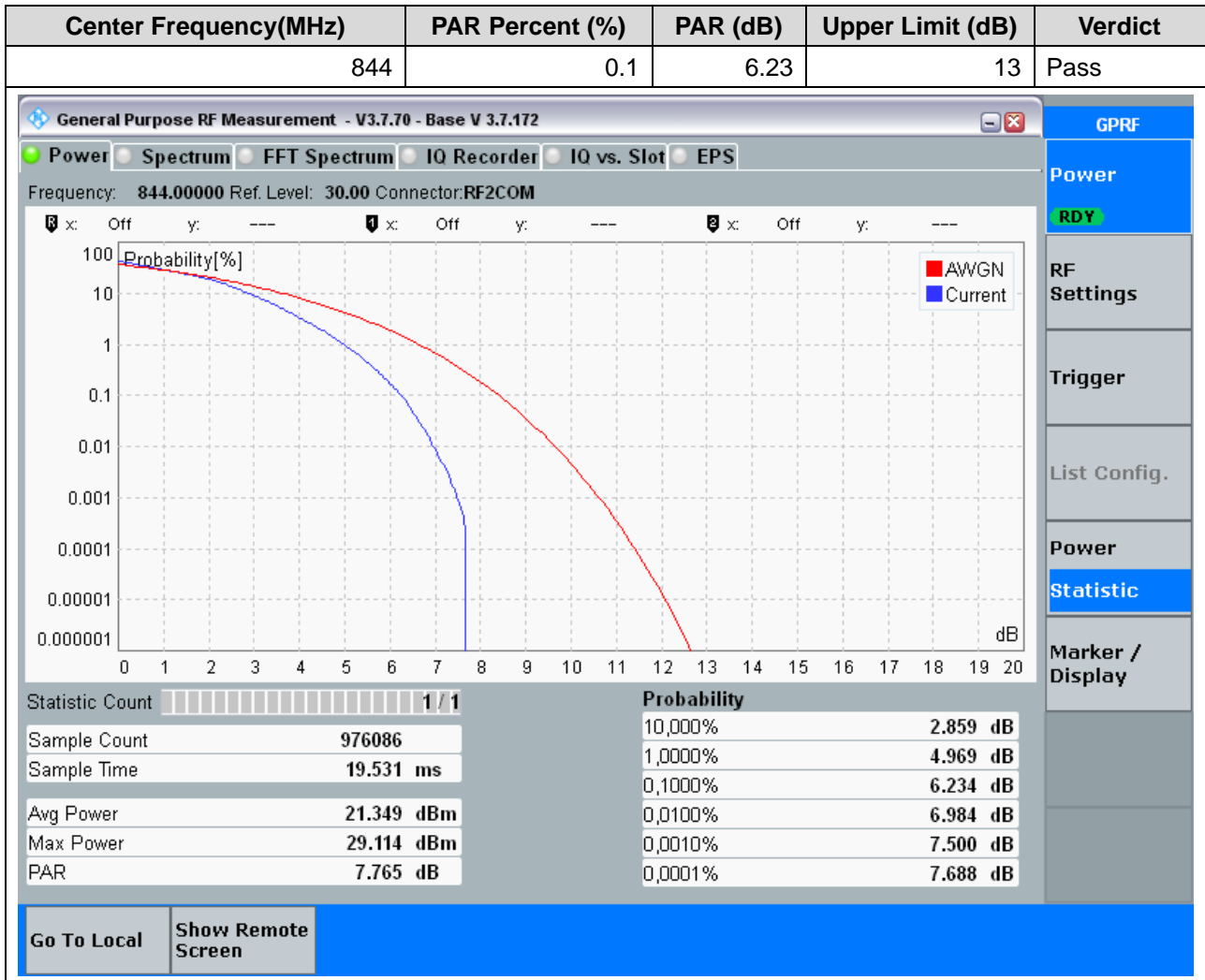
Power Spectrum FFT Spectrum IQ Recorder IQ vs. Slot EPS

Frequency: 844.00000 Ref. Level: 30.00 Connector:RF2COM

Statistic Count	Value	Probability	Value
Sample Count	998314	10,000%	2.766 dB
Sample Time	19.976 ms	1,000%	4.594 dB
Avg Power	22.419 dBm	0,1000%	5.250 dB
Max Power	28.222 dBm	0,0010%	5.719 dB
PAR	5.803 dB	0,0001%	5.719 dB

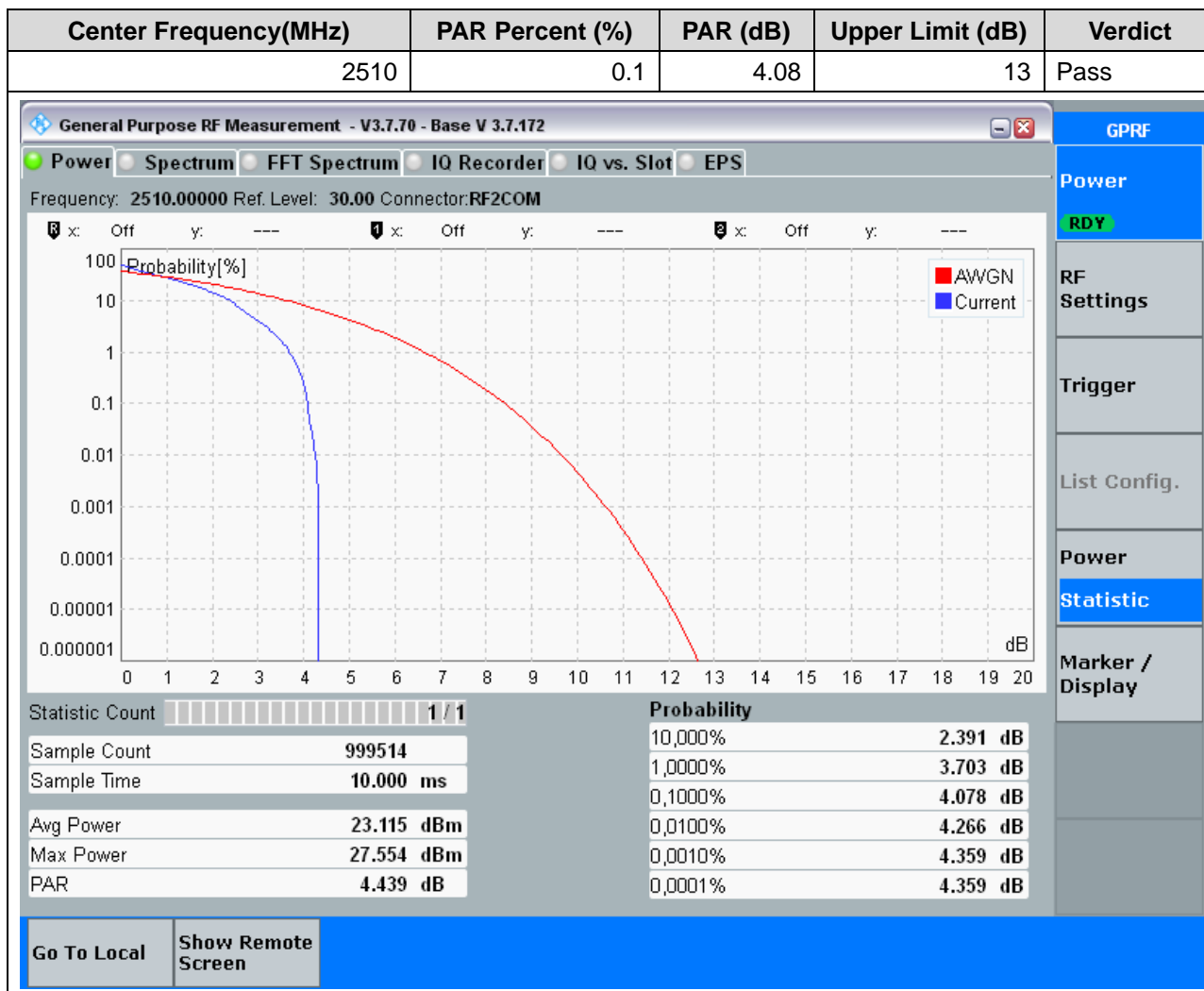
Go To Local Show Remote Screen

6.12. LTE Peak to Average Ratio_Part22-24-27(NTNV)(Subtest:12, Channel:20600, Bandwidth:10, Modulation:Q16, RB Number: 50, RB Position:LOW)

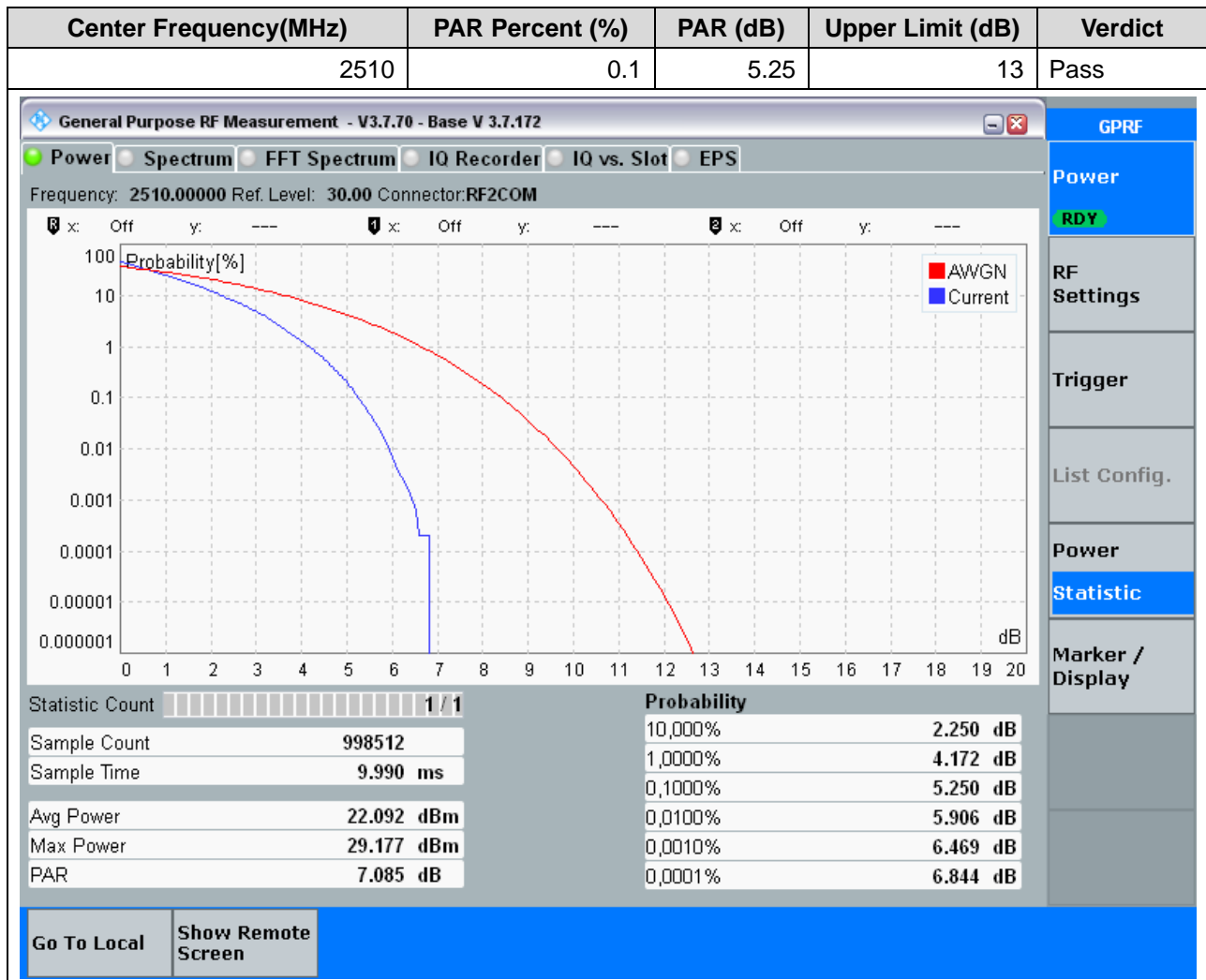


7. LTE_Band7

7.1. LTE Peak to Average Ratio_Part22-24-27(NTNV)(Subtest:1, Channel:20850, Bandwidth:20, Modulation:QPSK, RB Number: 1, RB Position:LOW)



7.2. LTE Peak to Average Ratio_Part22-24-27(NTNV)(Subtest:2, Channel:20850, Bandwidth:20, Modulation:QPSK, RB Number: 100, RB Position:LOW)



7.3. LTE Peak to Average Ratio_Part22-24-27(NTNV)(Subtest:3, Channel:20850, Bandwidth:20, Modulation:Q16, RB Number: 1, RB Position:LOW)

Center Frequency(MHz)	PAR Percent (%)	PAR (dB)	Upper Limit (dB)	Verdict
2510	0.1	4.87	13	Pass

General Purpose RF Measurement - V3.7.70 - Base V 3.7.172

Power Spectrum FFT Spectrum IQ Recorder IQ vs. Slot EPS

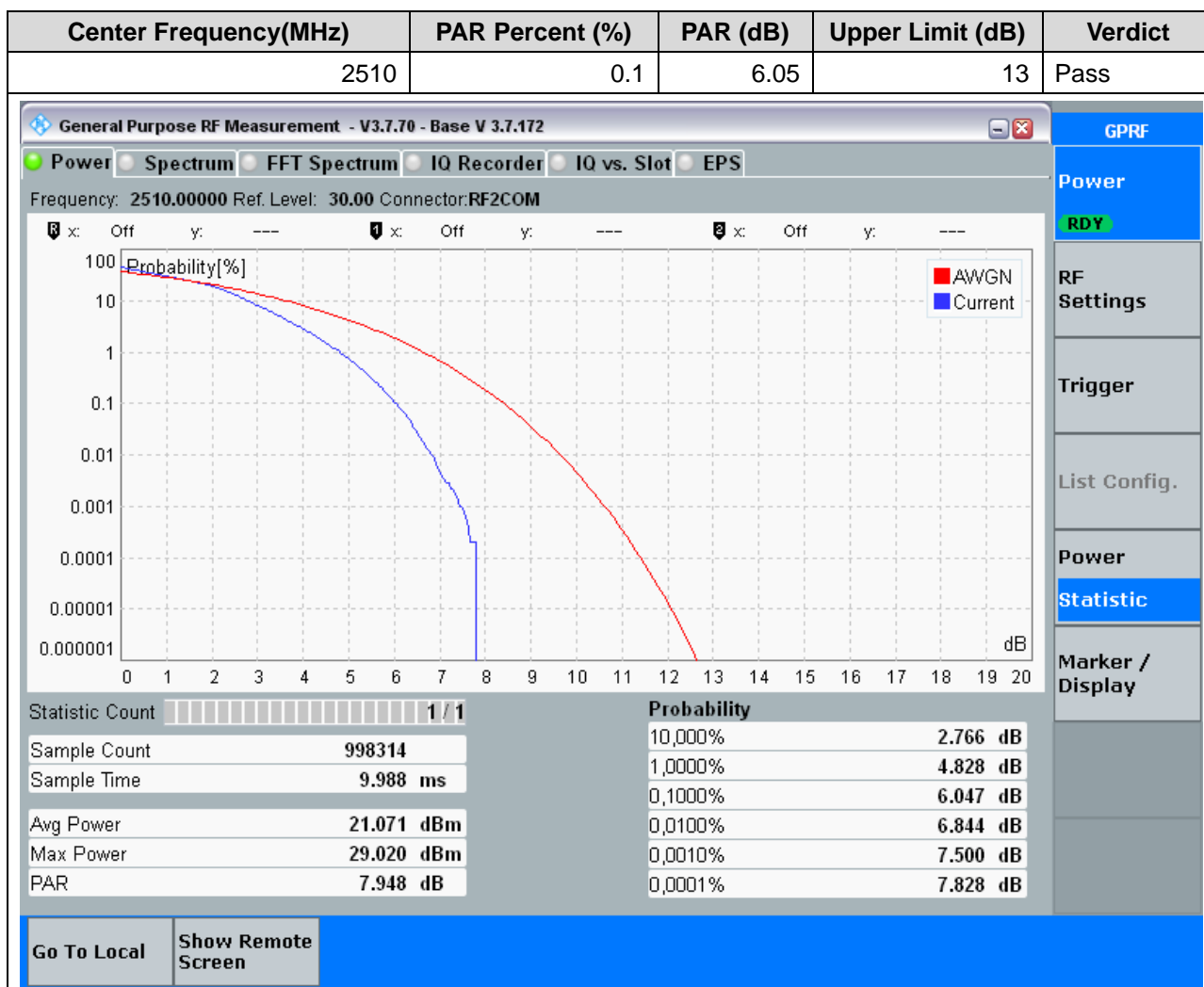
Frequency: 2510.00000 Ref. Level: 30.00 Connector:RF2COM

Statistic Count	Sample Count	Sample Time	Avg Power	Max Power	PAR
1 / 1	999714	10.002 ms	22.201 dBm	27.284 dBm	5.083 dB

Probability	Value
10,000%	2.672 dB
1,0000%	4.359 dB
0,1000%	4.875 dB
0,0100%	4.969 dB
0,0010%	5.016 dB
0,0001%	5.063 dB

Go To Local Show Remote Screen

7.4. LTE Peak to Average Ratio_Part22-24-27(NTNV)(Subtest:4, Channel:20850, Bandwidth:20, Modulation:Q16, RB Number: 100, RB Position:LOW)



7.5. LTE Peak to Average Ratio_Part22-24-27(NTNV)(Subtest:5, Channel:21100, Bandwidth:20, Modulation:QPSK, RB Number: 1, RB Position:LOW)

Center Frequency(MHz)	PAR Percent (%)	PAR (dB)	Upper Limit (dB)	Verdict
2535	0.1	4.31	13	Pass

General Purpose RF Measurement - V3.7.70 - Base V 3.7.172

Power Spectrum FFT Spectrum IQ Recorder IQ vs. Slot EPS

Frequency: 2535.00000 Ref. Level: 30.00 Connector:RF2COM

Statistic Count	Sample Count	Sample Time	Avg Power	Max Power	PAR
1 / 1	999912	10.004 ms	23.078 dBm	27.680 dBm	4.601 dB

Probability	Value
10,000%	2.438 dB
1,0000%	3.891 dB
0,1000%	4.313 dB
0,0100%	4.453 dB
0,0010%	4.547 dB
0,0001%	4.547 dB

Go To Local Show Remote Screen

7.6. LTE Peak to Average Ratio_Part22-24-27(NTNV)(Subtest:6, Channel:21100, Bandwidth:20, Modulation:QPSK, RB Number: 100, RB Position:LOW)

Center Frequency(MHz)	PAR Percent (%)	PAR (dB)	Upper Limit (dB)	Verdict
2535	0.1	5.3	13	Pass

General Purpose RF Measurement - V3.7.70 - Base V 3.7.172

Power Spectrum FFT Spectrum IQ Recorder IQ vs. Slot EPS

Frequency: 2535.00000 Ref. Level: 30.00 Connector:RF2COM

Statistic Count	Sample Count	Sample Time	Avg Power	Max Power	PAR
1 / 1	998114	9.986 ms	22.090 dBm	28.693 dBm	6.603 dB

Probability	Value
10,000%	2.250 dB
1,0000%	4.219 dB
0,1000%	5.297 dB
0,0100%	5.953 dB
0,0010%	6.328 dB
0,0001%	6.563 dB

Go To Local Show Remote Screen

7.7. LTE Peak to Average Ratio_Part22-24-27(NTNV)(Subtest:7, Channel:21100, Bandwidth:20, Modulation:Q16, RB Number: 1, RB Position:LOW)

Center Frequency(MHz)	PAR Percent (%)	PAR (dB)	Upper Limit (dB)	Verdict
2535	0.1	5.25	13	Pass

General Purpose RF Measurement - V3.7.70 - Base V 3.7.172

Power Spectrum FFT Spectrum IQ Recorder IQ vs. Slot EPS

Frequency: 2535.00000 Ref. Level: 30.00 Connector:RF2COM

Statistic Count	Sample Count	Sample Time	Avg Power	Max Power	PAR
1 / 1	999914	10.004 ms	22.072 dBm	27.966 dBm	5.895 dB

Probability	Value
10,000%	2.719 dB
1,0000%	4.547 dB
0,1000%	5.250 dB
0,0100%	5.578 dB
0,0010%	5.813 dB
0,0001%	5.859 dB

Go To Local Show Remote Screen

7.8. LTE Peak to Average Ratio_Part22-24-27(NTNV)(Subtest:8, Channel:21100, Bandwidth:20, Modulation:Q16, RB Number: 100, RB Position:LOW)

Center Frequency(MHz)	PAR Percent (%)	PAR (dB)	Upper Limit (dB)	Verdict
2535	0.1	6.05	13	Pass

General Purpose RF Measurement - V3.7.70 - Base V 3.7.172

Power Spectrum FFT Spectrum IQ Recorder IQ vs. Slot EPS

Frequency: 2535.00000 Ref. Level: 30.00 Connector:RF2COM

Statistic Count	Sample Count	Sample Time	Avg Power	Max Power	PAR
1 / 1	998114	9.986 ms	21.110 dBm	28.920 dBm	7.810 dB

Probability	Value
10,000%	2.766 dB
1,000%	4.828 dB
0,1000%	6.047 dB
0,0100%	6.938 dB
0,0010%	7.453 dB
0,0001%	7.734 dB

Go To Local Show Remote Screen

7.9. LTE Peak to Average Ratio_Part22-24-27(NTNV)(Subtest:9, Channel:21350, Bandwidth:20, Modulation:QPSK, RB Number: 1, RB Position:LOW)

Center Frequency(MHz)	PAR Percent (%)	PAR (dB)	Upper Limit (dB)	Verdict
2560	0.1	4.17	13	Pass

General Purpose RF Measurement - V3.7.70 - Base V 3.7.172

Power Spectrum FFT Spectrum IQ Recorder IQ vs. Slot EPS

Frequency: 2560.00000 Ref. Level: 30.00 Connector:RF2COM

Statistic Count	Sample Count	Sample Time	Avg Power	Max Power	PAR
1 / 1	999912	10.004 ms	22.819 dBm	27.306 dBm	4.487 dB

Probability	Value
10,000%	2.438 dB
1,0000%	3.844 dB
0,1000%	4.172 dB
0,0100%	4.313 dB
0,0010%	4.453 dB
0,0001%	4.453 dB

Go To Local Show Remote Screen

7.10. LTE Peak to Average Ratio_Part22-24-27(NTNV)(Subtest:10, Channel:21350, Bandwidth:20, Modulation:QPSK, RB Number: 100, RB Position:LOW)

Center Frequency(MHz)	PAR Percent (%)	PAR (dB)	Upper Limit (dB)	Verdict
2560	0.1	5.34	13	Pass

General Purpose RF Measurement - V3.7.70 - Base V 3.7.172

Power Spectrum FFT Spectrum IQ Recorder IQ vs. Slot EPS

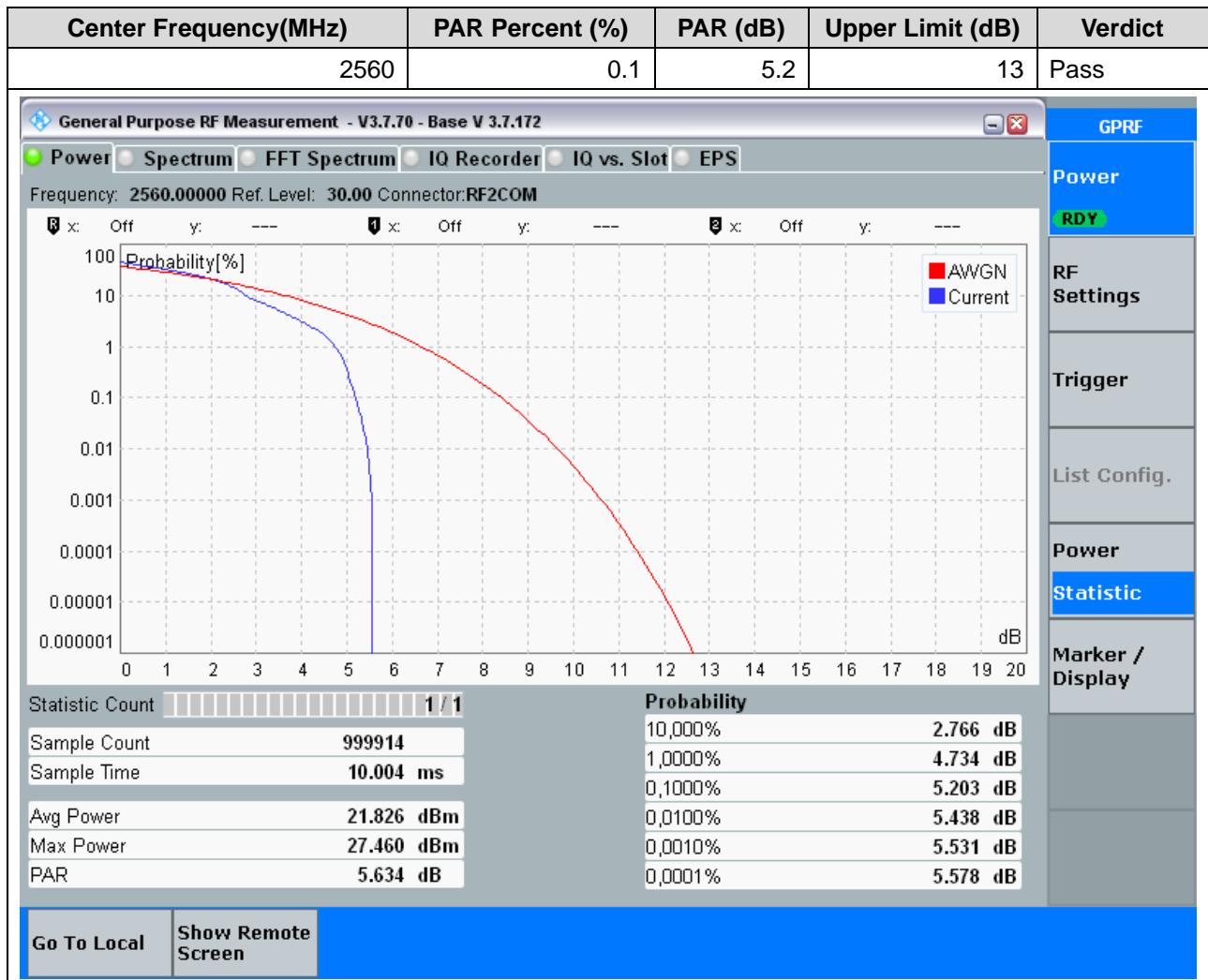
Frequency: 2560.00000 Ref. Level: 30.00 Connector:RF2COM

Statistic Count	Sample Count	Sample Time	Avg Power	Max Power	PAR
1 / 1	998114	9.986 ms	21.892 dBm	28.890 dBm	6.999 dB

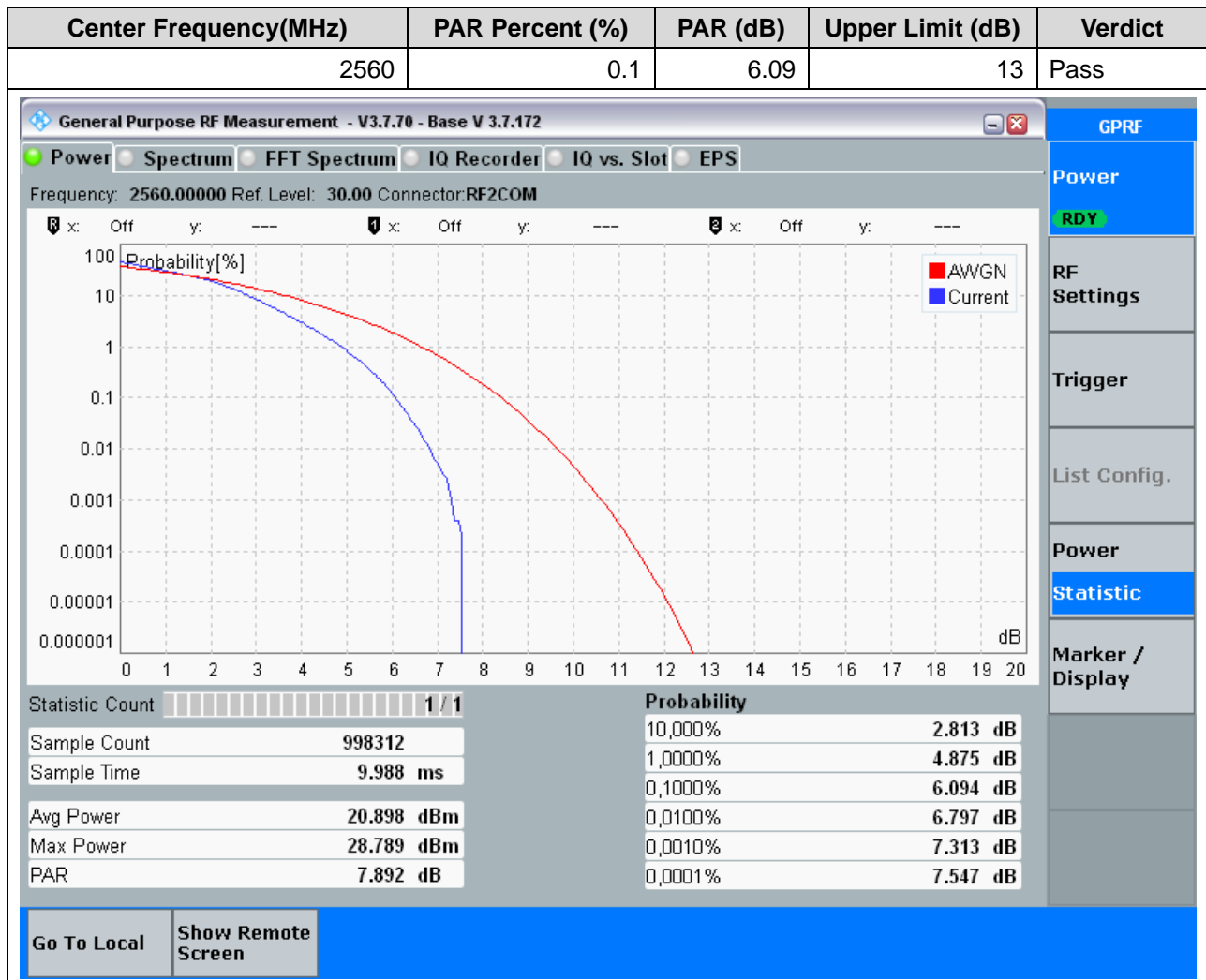
Probability	Value
10,000%	2.250 dB
1,0000%	4.219 dB
0,1000%	5.344 dB
0,0100%	6.000 dB
0,0010%	6.375 dB
0,0001%	6.750 dB

Go To Local Show Remote Screen

7.11. LTE Peak to Average Ratio_Part22-24-27(NTNV)(Subtest:11, Channel:21350, Bandwidth:20, Modulation:Q16, RB Number: 1, RB Position:LOW)

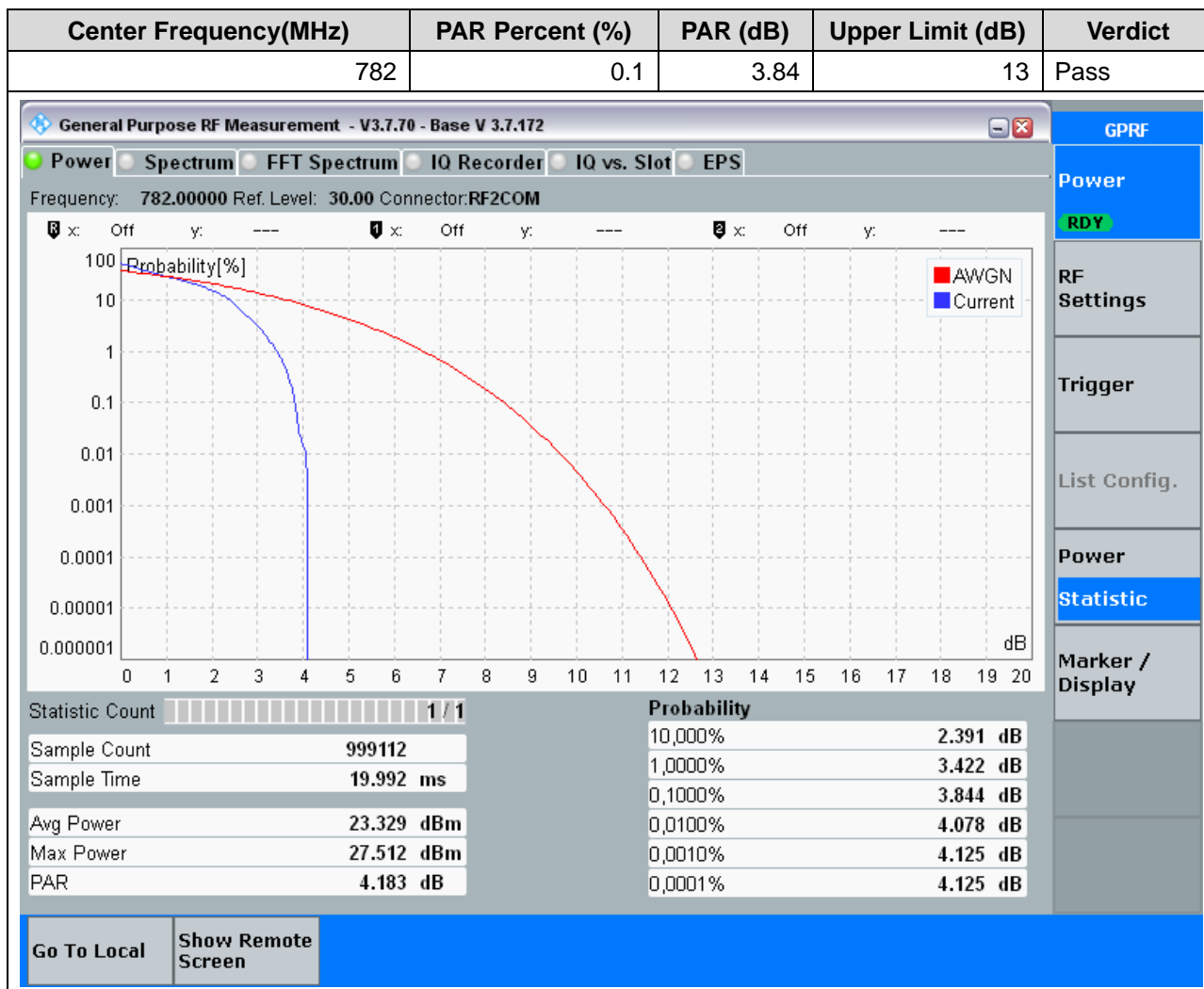


7.12. LTE Peak to Average Ratio_Part22-24-27(NTNV)(Subtest:12, Channel:21350, Bandwidth:20, Modulation:Q16, RB Number: 100, RB Position:LOW)

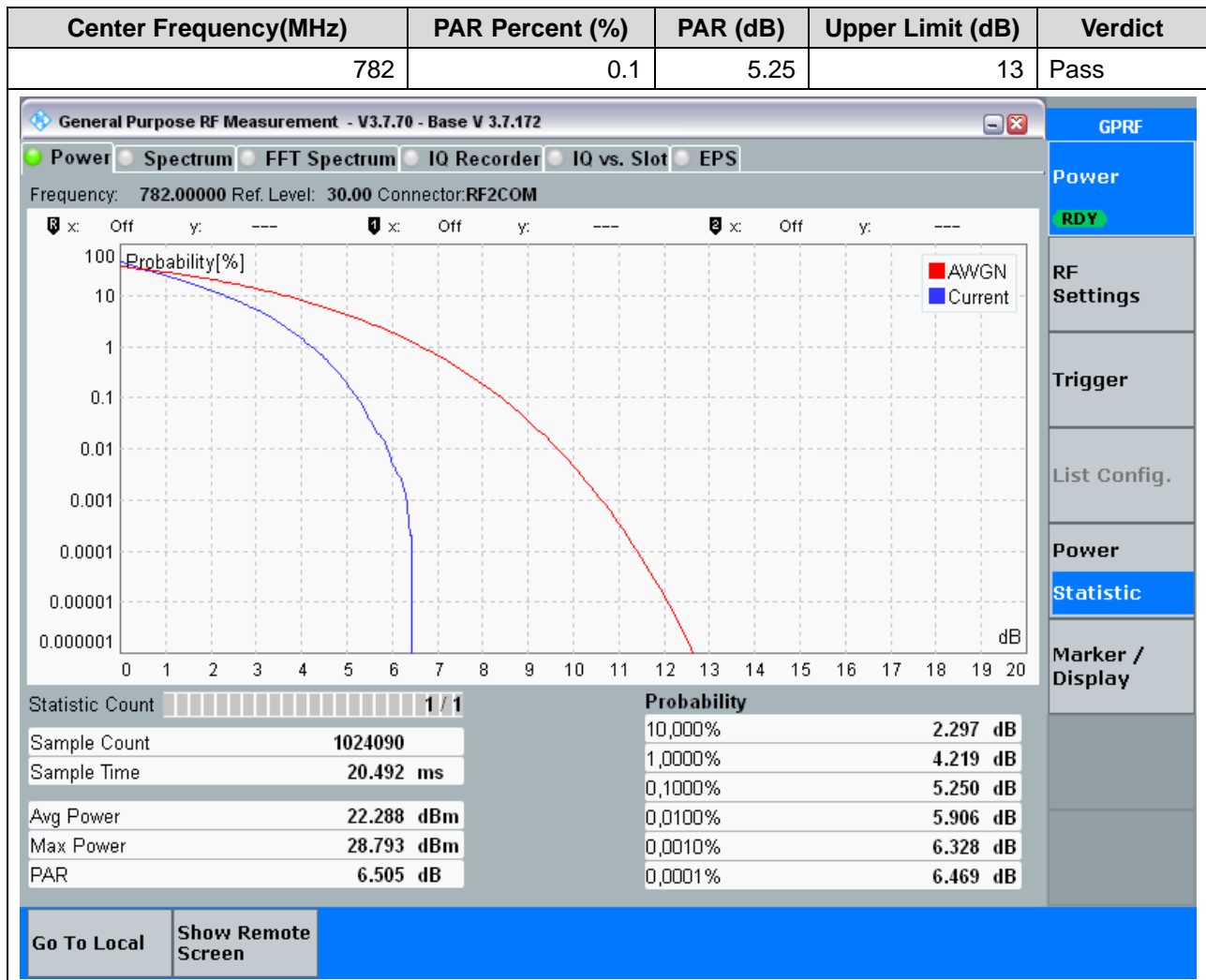


8. LTE_Band13

8.1. LTE Peak to Average Ratio_Part22-24-27(NTNV)(Subtest:1, Channel:23230, Bandwidth:10, Modulation:QPSK, RB Number: 1, RB Position:LOW)



8.2. LTE Peak to Average Ratio_Part22-24-27(NTNV)(Subtest:2, Channel:23230, Bandwidth:10, Modulation:QPSK, RB Number: 50, RB Position:LOW)



8.3. LTE Peak to Average Ratio_Part22-24-27(NTNV)(Subtest:3, Channel:23230, Bandwidth:10, Modulation:Q16, RB Number: 1, RB Position:LOW)

Center Frequency(MHz)	PAR Percent (%)	PAR (dB)	Upper Limit (dB)	Verdict
782	0.1	4.69	13	Pass

General Purpose RF Measurement - V3.7.70 - Base V 3.7.172

Power Spectrum FFT Spectrum IQ Recorder IQ vs. Slot EPS

Frequency: 782.00000 Ref. Level: 30.00 Connector:RF2COM

GPRF

Power

RDY

RF Settings

Trigger

List Config.

Power

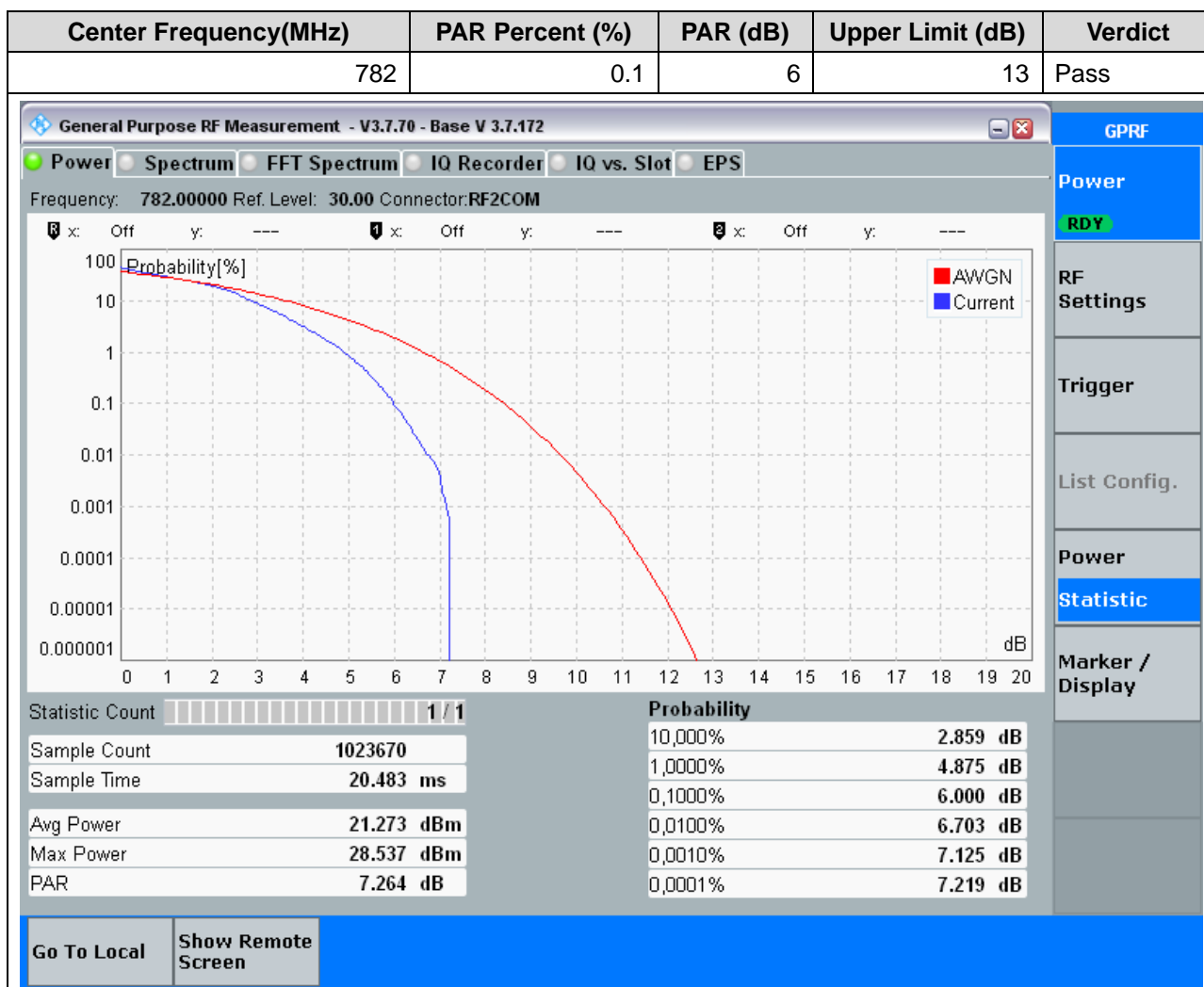
Statistic

Marker / Display

Statistic Count		Probability	
Sample Count	999112	10,000%	2.719 dB
Sample Time	19.992 ms	1,0000%	4.172 dB
Avg Power	22.461 dBm	0,1000%	4.688 dB
Max Power	27.430 dBm	0,0100%	4.875 dB
PAR	4.968 dB	0,0001%	4.922 dB

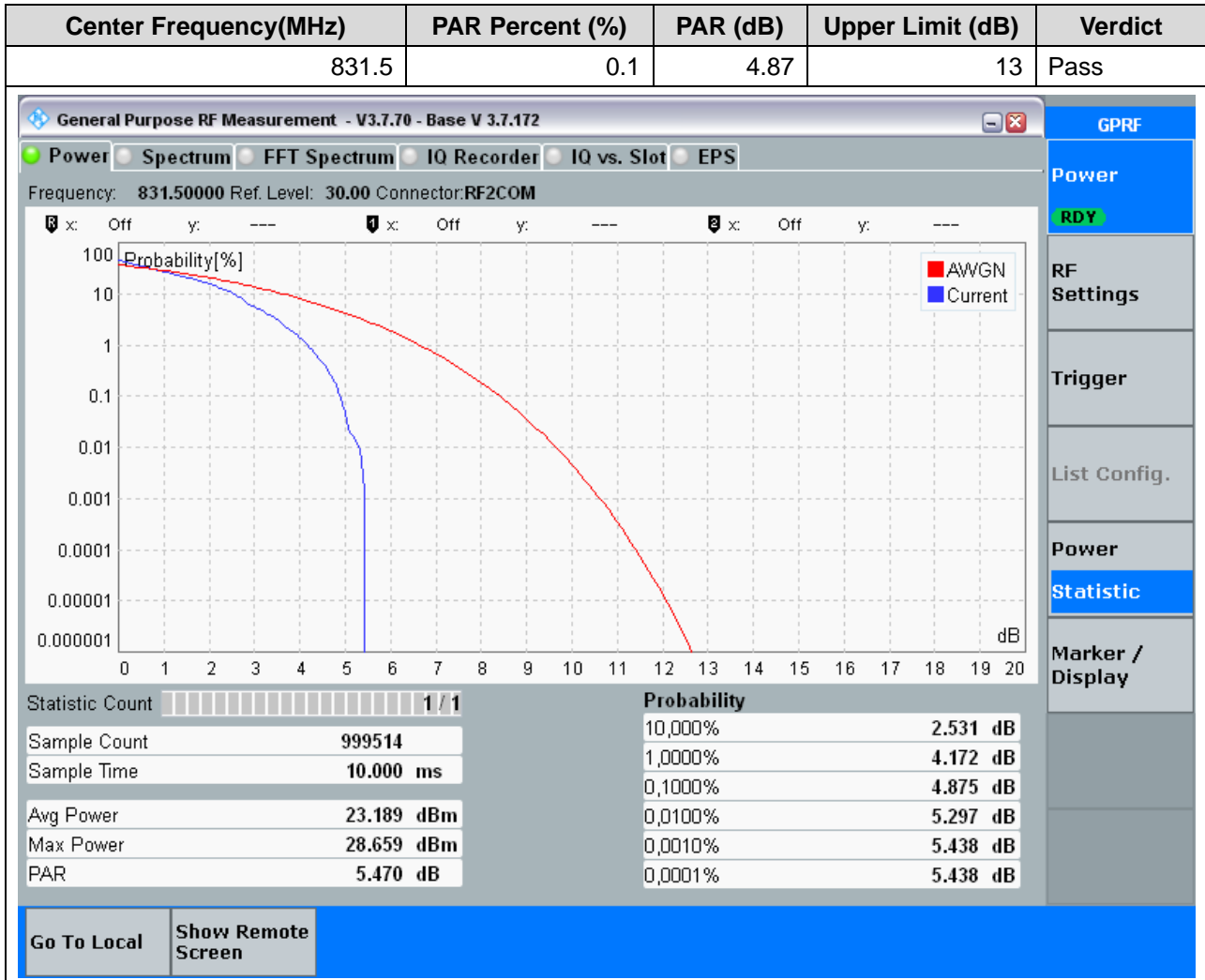
Go To Local
Show Remote Screen

8.4. LTE Peak to Average Ratio_Part22-24-27(NTNV)(Subtest:4, Channel:23230, Bandwidth:10, Modulation:Q16, RB Number: 50, RB Position:LOW)

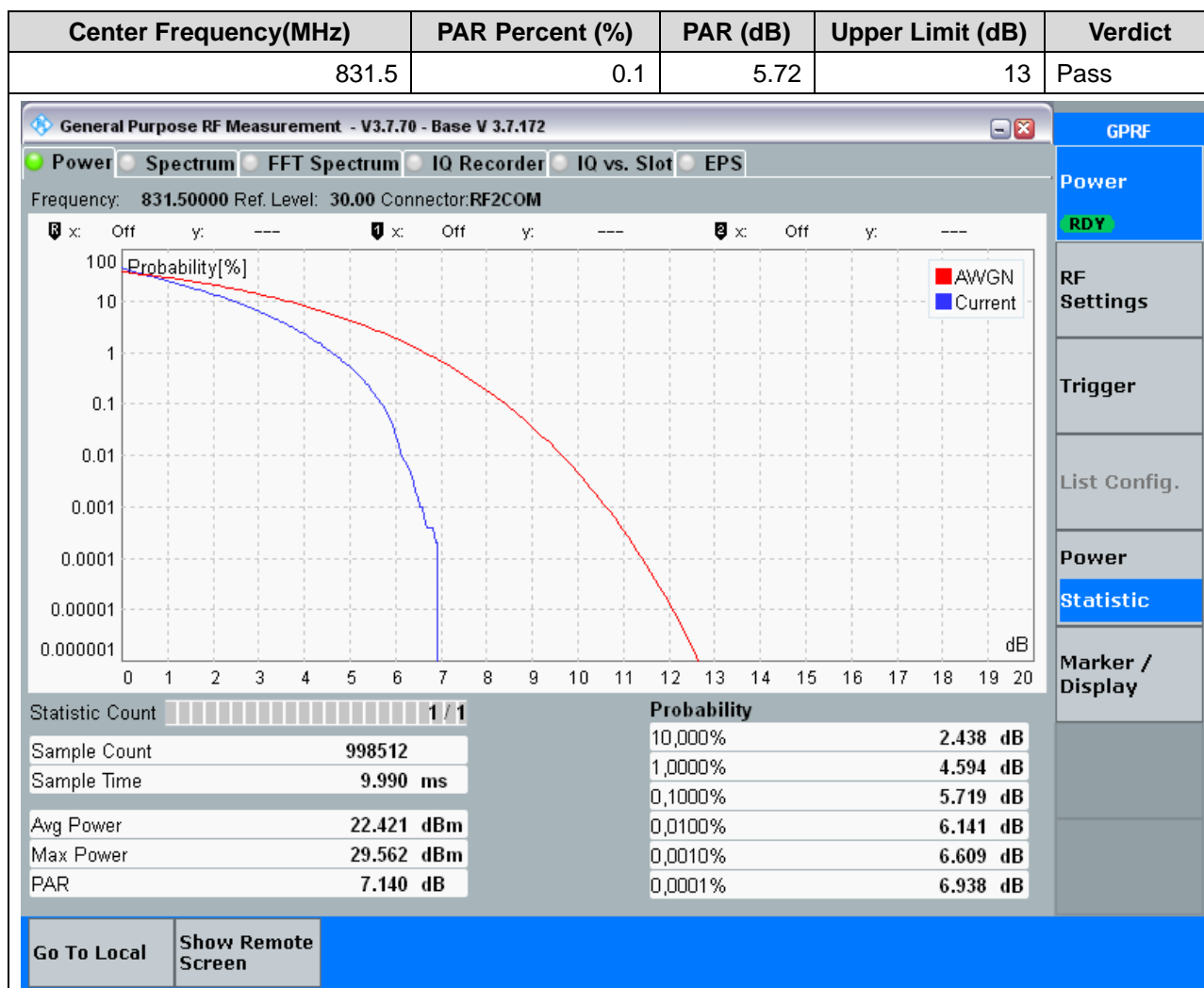


9. LTE_Band26(part22)

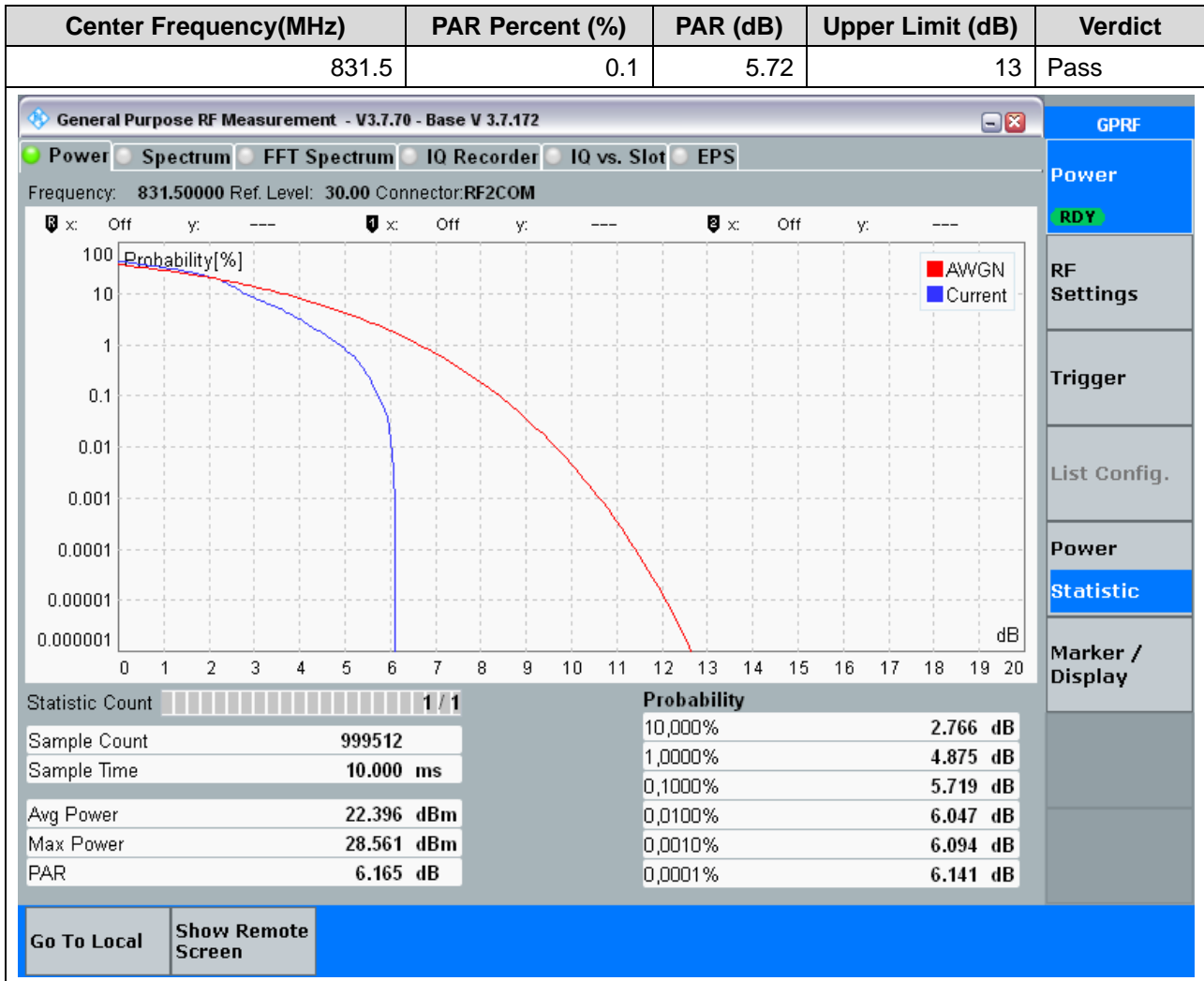
9.1. LTE Peak to Average Ratio_Part22-24-27(NTNV)(Subtest:1, Channel:26865, Bandwidth:15, Modulation:QPSK, RB Number: 1, RB Position:LOW)



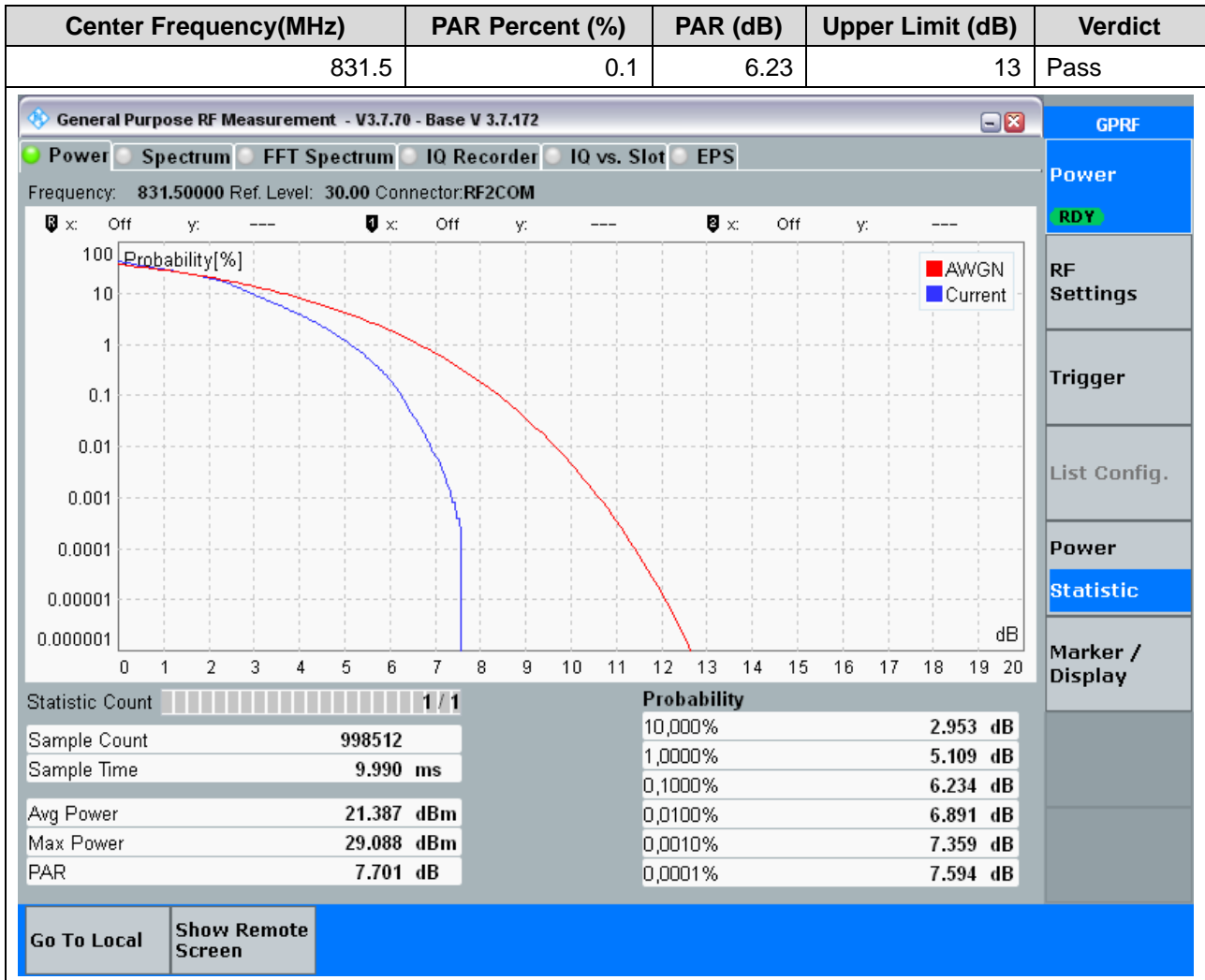
9.2. LTE Peak to Average Ratio_Part22-24-27(NTNV)(Subtest:2, Channel:26865, Bandwidth:15, Modulation:QPSK, RB Number: 75, RB Position:LOW)



9.3. LTE Peak to Average Ratio_Part22-24-27(NTNV)(Subtest:3, Channel:26865, Bandwidth:15, Modulation:Q16, RB Number: 1, RB Position:LOW)



9.4. LTE Peak to Average Ratio_Part22-24-27(NTNV)(Subtest:4, Channel:26865, Bandwidth:15, Modulation:Q16, RB Number: 75, RB Position:LOW)



9.5. LTE Peak to Average Ratio_Part22-24-27(NTNV)(Subtest:5, Channel:26915, Bandwidth:15, Modulation:QPSK, RB Number: 1, RB Position:LOW)

Center Frequency(MHz)	PAR Percent (%)	PAR (dB)	Upper Limit (dB)	Verdict
836.5	0.1	4.59	13	Pass

General Purpose RF Measurement - V3.7.70 - Base V 3.7.172

Power Spectrum FFT Spectrum IQ Recorder IQ vs. Slot EPS

Frequency: 836.50000 Ref. Level: 30.00 Connector:RF2COM

Statistic Count	Sample Count	Sample Time	Avg Power	Max Power	PAR
1 / 1	999514	10.000 ms	23.223 dBm	28.348 dBm	5.125 dB

Probability	Value
10,000%	2.484 dB
1,0000%	3.984 dB
0,1000%	4.594 dB
0,0100%	4.922 dB
0,0010%	5.016 dB
0,0001%	5.063 dB

Go To Local Show Remote Screen

9.6. LTE Peak to Average Ratio_Part22-24-27(NTNV)(Subtest:6, Channel:26915, Bandwidth:15, Modulation:QPSK, RB Number: 75, RB Position:LOW)

Center Frequency(MHz)	PAR Percent (%)	PAR (dB)	Upper Limit (dB)	Verdict
836.5	0.1	5.67	13	Pass

General Purpose RF Measurement - V3.7.70 - Base V 3.7.172

Power Spectrum FFT Spectrum IQ Recorder IQ vs. Slot EPS

Frequency: 836.50000 Ref. Level: 30.00 Connector:RF2COM

Statistic Count	Sample Count	Sample Time	Avg Power	Max Power	PAR
1 / 1	998512	9.990 ms	22.383 dBm	29.154 dBm	6.771 dB

Probability	Value (dB)
10,000%	2.438 dB
1,0000%	4.594 dB
0,1000%	5.672 dB
0,0100%	6.094 dB
0,0010%	6.563 dB
0,0001%	6.703 dB

Go To Local Show Remote Screen

9.7. LTE Peak to Average Ratio_Part22-24-27(NTNV)(Subtest:7, Channel:26915, Bandwidth:15, Modulation:Q16, RB Number: 1, RB Position:LOW)

Center Frequency(MHz)	PAR Percent (%)	PAR (dB)	Upper Limit (dB)	Verdict
836.5	0.1	5.53	13	Pass

General Purpose RF Measurement - V3.7.70 - Base V 3.7.172

Power Spectrum FFT Spectrum IQ Recorder IQ vs. Slot EPS

Frequency: 836.50000 Ref. Level: 30.00 Connector:RF2COM

Statistic Count	Sample Count	Sample Time	Avg Power	Max Power	PAR
1 / 1	999514	10.000 ms	22.278 dBm	28.308 dBm	6.030 dB

Probability	Value
10,000%	2.813 dB
1,0000%	4.594 dB
0,1000%	5.531 dB
0,0100%	5.906 dB
0,0010%	5.953 dB
0,0001%	5.953 dB

Go To Local Show Remote Screen

9.8. LTE Peak to Average Ratio_Part22-24-27(NTNV)(Subtest:8, Channel:26915, Bandwidth:15, Modulation:Q16, RB Number: 75, RB Position:LOW)

Center Frequency(MHz)	PAR Percent (%)	PAR (dB)	Upper Limit (dB)	Verdict
836.5	0.1	6.23	13	Pass

General Purpose RF Measurement - V3.7.70 - Base V 3.7.172

Power Spectrum FFT Spectrum IQ Recorder IQ vs. Slot EPS

Frequency: 836.50000 Ref. Level: 30.00 Connector:RF2COM

Statistic Count	Sample Count	Sample Time	Avg Power	Max Power	PAR
1 / 1	998512	9.990 ms	21.372 dBm	29.053 dBm	7.681 dB

Probability	Value
10,000%	2.953 dB
1,0000%	5.156 dB
0,1000%	6.234 dB
0,0100%	6.938 dB
0,0010%	7.359 dB
0,0001%	7.547 dB

Go To Local Show Remote Screen

9.9. LTE Peak to Average Ratio_Part22-24-27(NTNV)(Subtest:9, Channel:26965, Bandwidth:15, Modulation:QPSK, RB Number: 1, RB Position:LOW)

Center Frequency(MHz)	PAR Percent (%)	PAR (dB)	Upper Limit (dB)	Verdict
841.5	0.1	4.5	13	Pass

General Purpose RF Measurement - V3.7.70 - Base V 3.7.172

Power Spectrum FFT Spectrum IQ Recorder IQ vs. Slot EPS

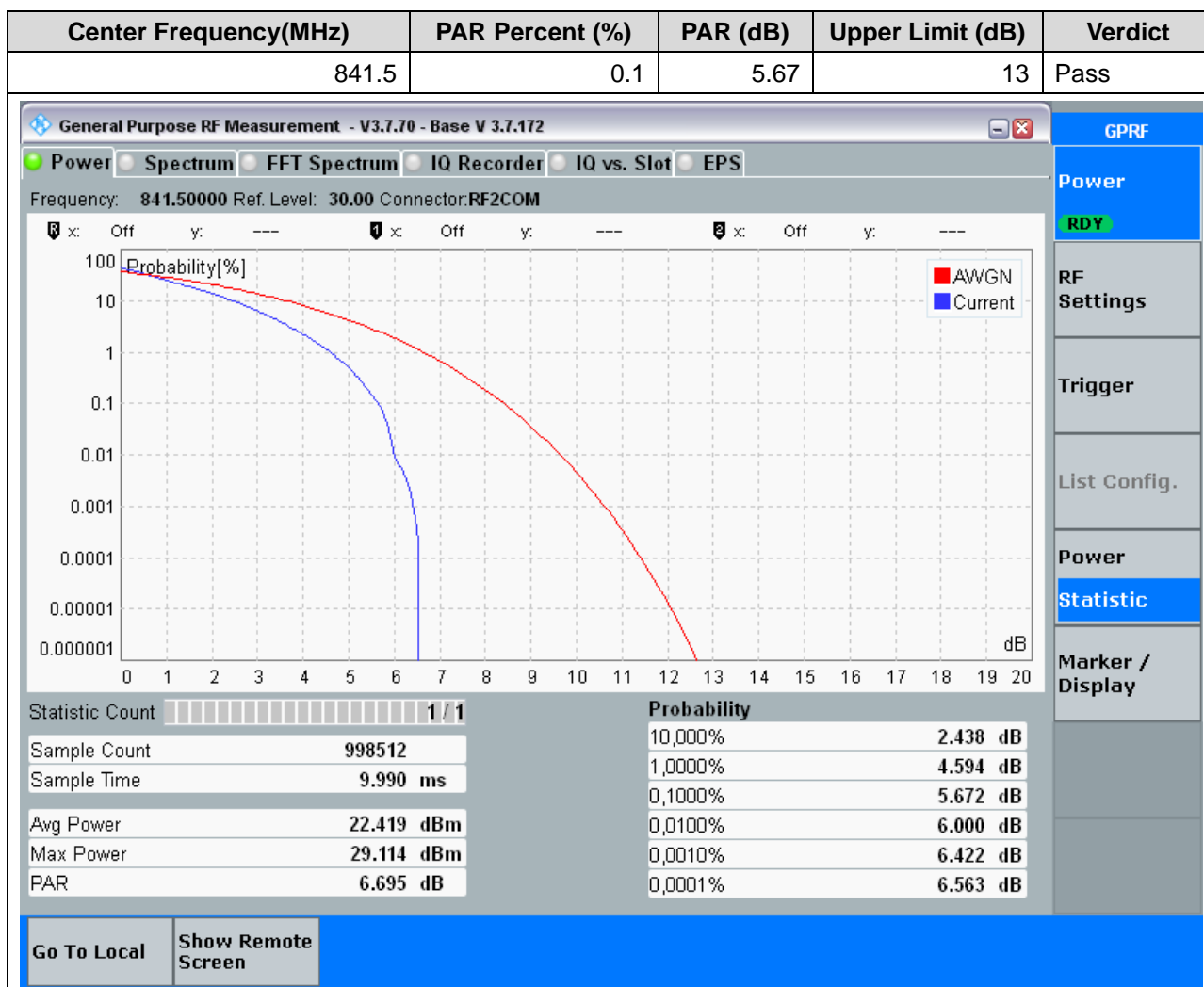
Frequency: 841.50000 Ref. Level: 30.00 Connector:RF2COM

Statistic Count	Sample Count	Sample Time	Avg Power	Max Power	PAR
1 / 1	999512	10.000 ms	23.292 dBm	28.222 dBm	4.929 dB

Probability	Value
10,000%	2.438 dB
1,0000%	3.844 dB
0,1000%	4.500 dB
0,0100%	4.781 dB
0,0010%	4.875 dB
0,0001%	4.922 dB

Go To Local Show Remote Screen

9.10. LTE Peak to Average Ratio_Part22-24-27(NTNV)(Subtest:10, Channel:26965, Bandwidth:15, Modulation:QPSK, RB Number: 75, RB Position:LOW)



9.11. LTE Peak to Average Ratio_Part22-24-27(NTNV)(Subtest:11, Channel:26965, Bandwidth:15, Modulation:Q16, RB Number: 1, RB Position:LOW)

Center Frequency(MHz)	PAR Percent (%)	PAR (dB)	Upper Limit (dB)	Verdict
841.5	0.1	5.2	13	Pass

General Purpose RF Measurement - V3.7.70 - Base V 3.7.172

Power Spectrum FFT Spectrum IQ Recorder IQ vs. Slot EPS

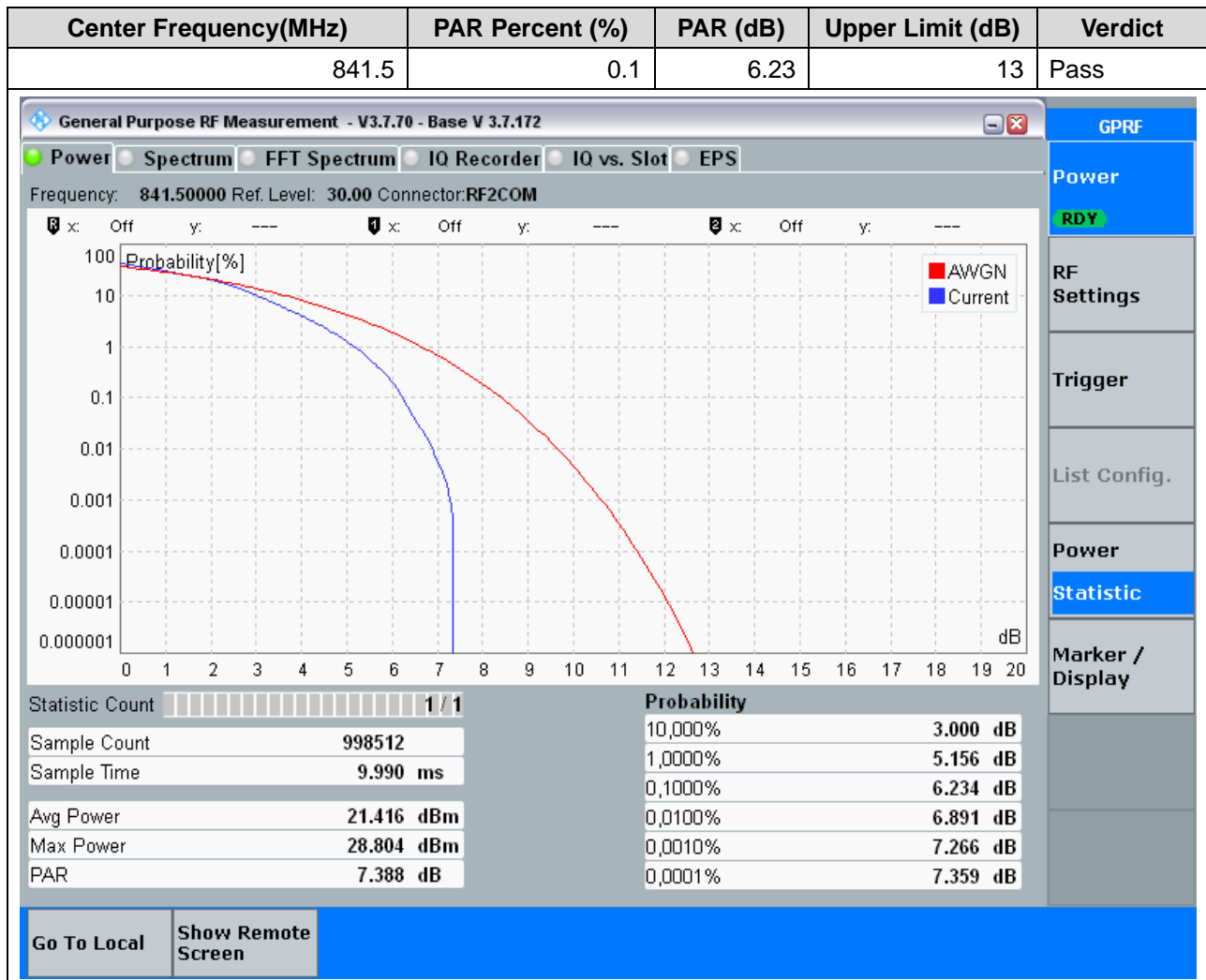
Frequency: 841.50000 Ref. Level: 30.00 Connector:RF2COM

Statistic Count	Sample Count	Sample Time	Avg Power	Max Power	PAR
1 / 1	999512	10.000 ms	22.456 dBm	28.061 dBm	5.605 dB

Probability	Value
10,000%	2.766 dB
1,000%	4.594 dB
0,1000%	5.203 dB
0,0100%	5.438 dB
0,0010%	5.484 dB
0,0001%	5.531 dB

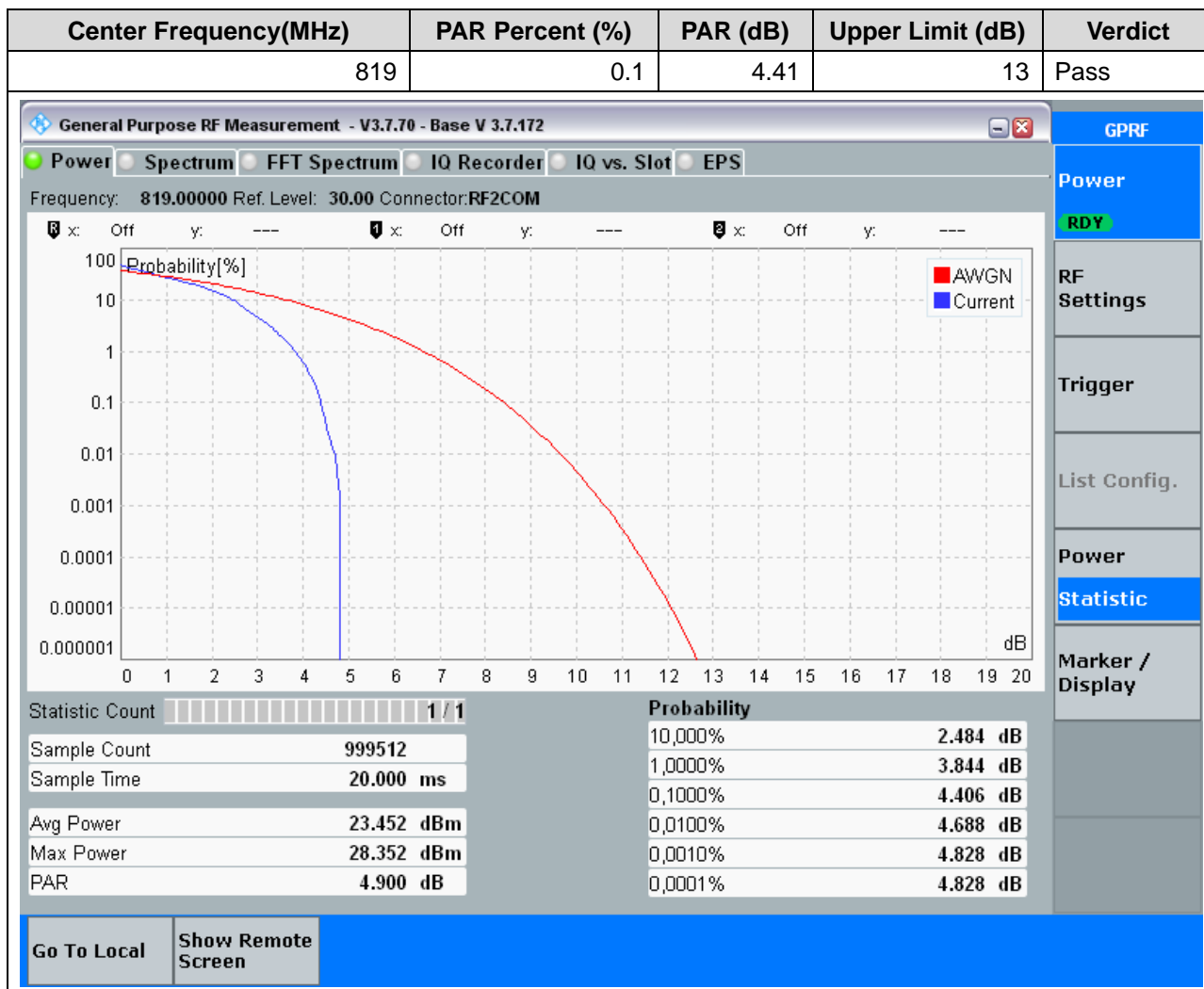
Go To Local Show Remote Screen

9.12. LTE Peak to Average Ratio_Part22-24-27(NTNV)(Subtest:12, Channel:26965, Bandwidth:15, Modulation:Q16, RB Number: 75, RB Position:LOW)

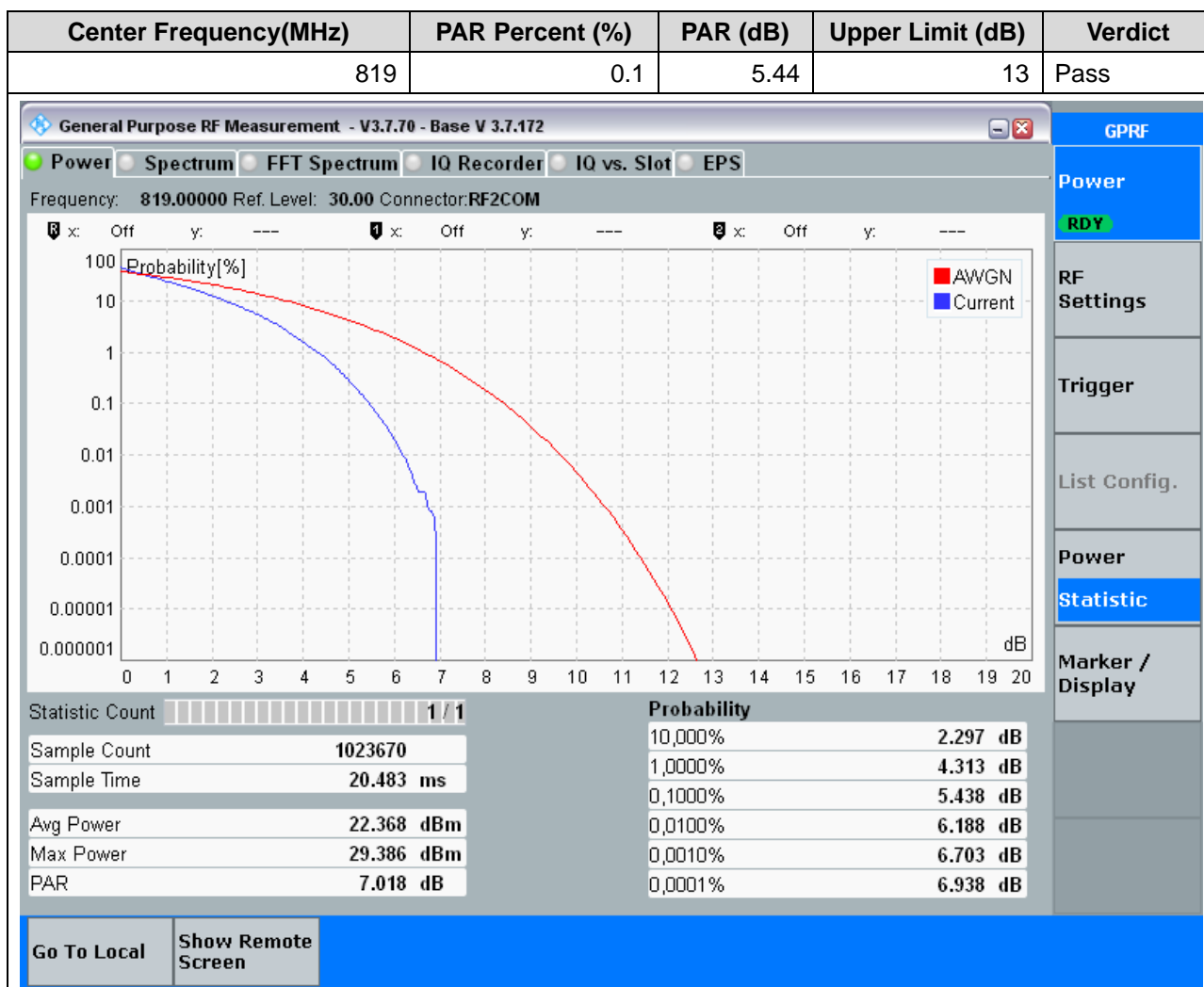


10. LTE_Band26(part90)

10.1. LTE Peak to Average Ratio_Part90(NTNV)(Subtest:1, Channel:26740, Bandwidth:10, Modulation:QPSK, RB Number: 1, RB Position:LOW)



10.2. LTE Peak to Average Ratio_Part90(NTNV)(Subtest:2, Channel:26740, Bandwidth:10, Modulation:QPSK, RB Number: 50, RB Position:LOW)



10.3. LTE Peak to Average Ratio_Part90(NTNV)(Subtest:3, Channel:26740, Bandwidth:10, Modulation:Q16, RB Number: 1, RB Position:LOW)

Center Frequency(MHz)	PAR Percent (%)	PAR (dB)	Upper Limit (dB)	Verdict
819	0.1	5.2	13	Pass

General Purpose RF Measurement - V3.7.70 - Base V 3.7.172

Power Spectrum FFT Spectrum IQ Recorder IQ vs. Slot EPS

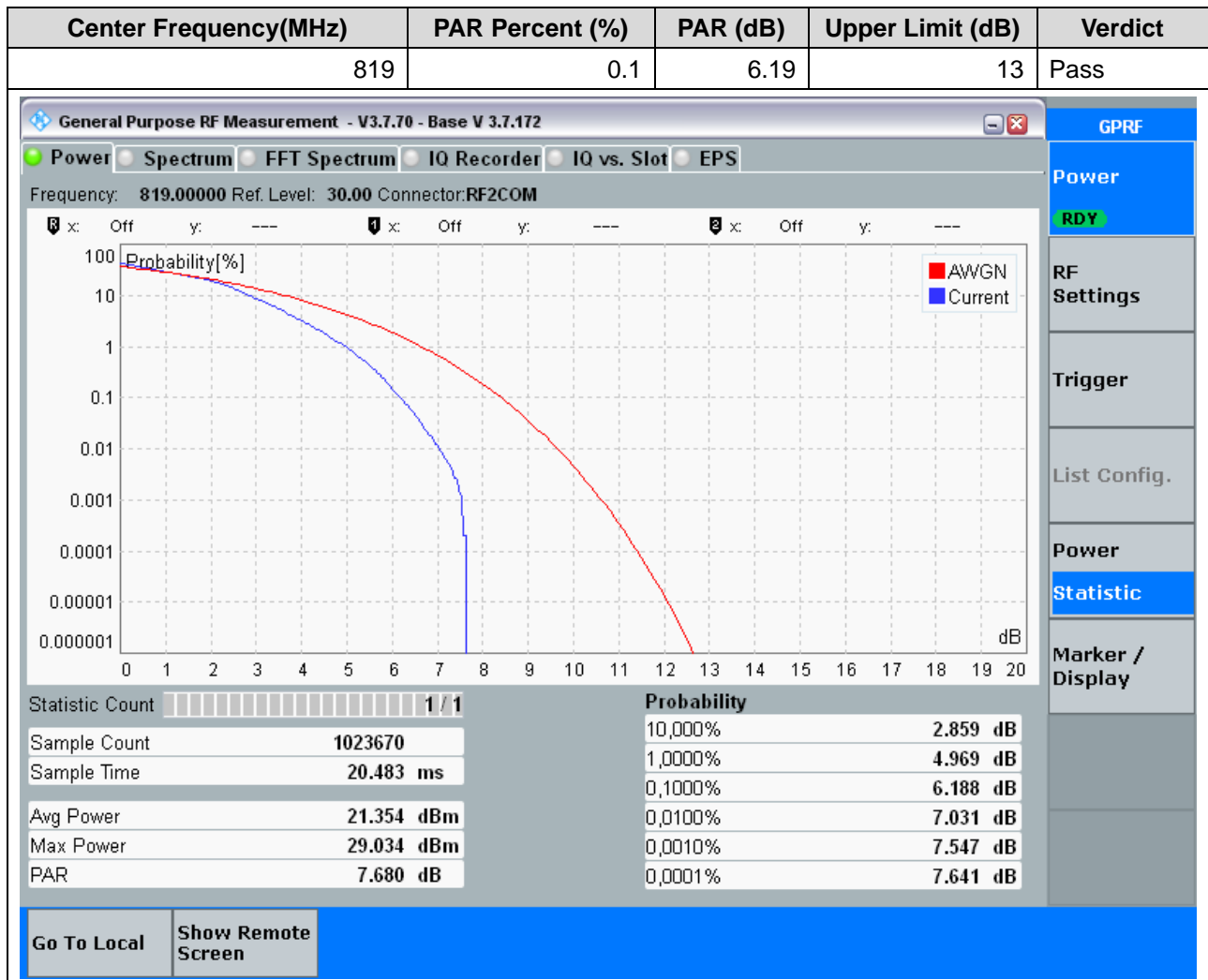
Frequency: 819.00000 Ref. Level: 30.00 Connector:RF2COM

Statistic Count	Sample Count	Sample Time	Avg Power	Max Power	PAR
1 / 1	999512	20.000 ms	22.644 dBm	28.244 dBm	5.601 dB

Probability	Value
10,000%	2.719 dB
1,000%	4.547 dB
0,1000%	5.203 dB
0,0100%	5.484 dB
0,0010%	5.531 dB
0,0001%	5.531 dB

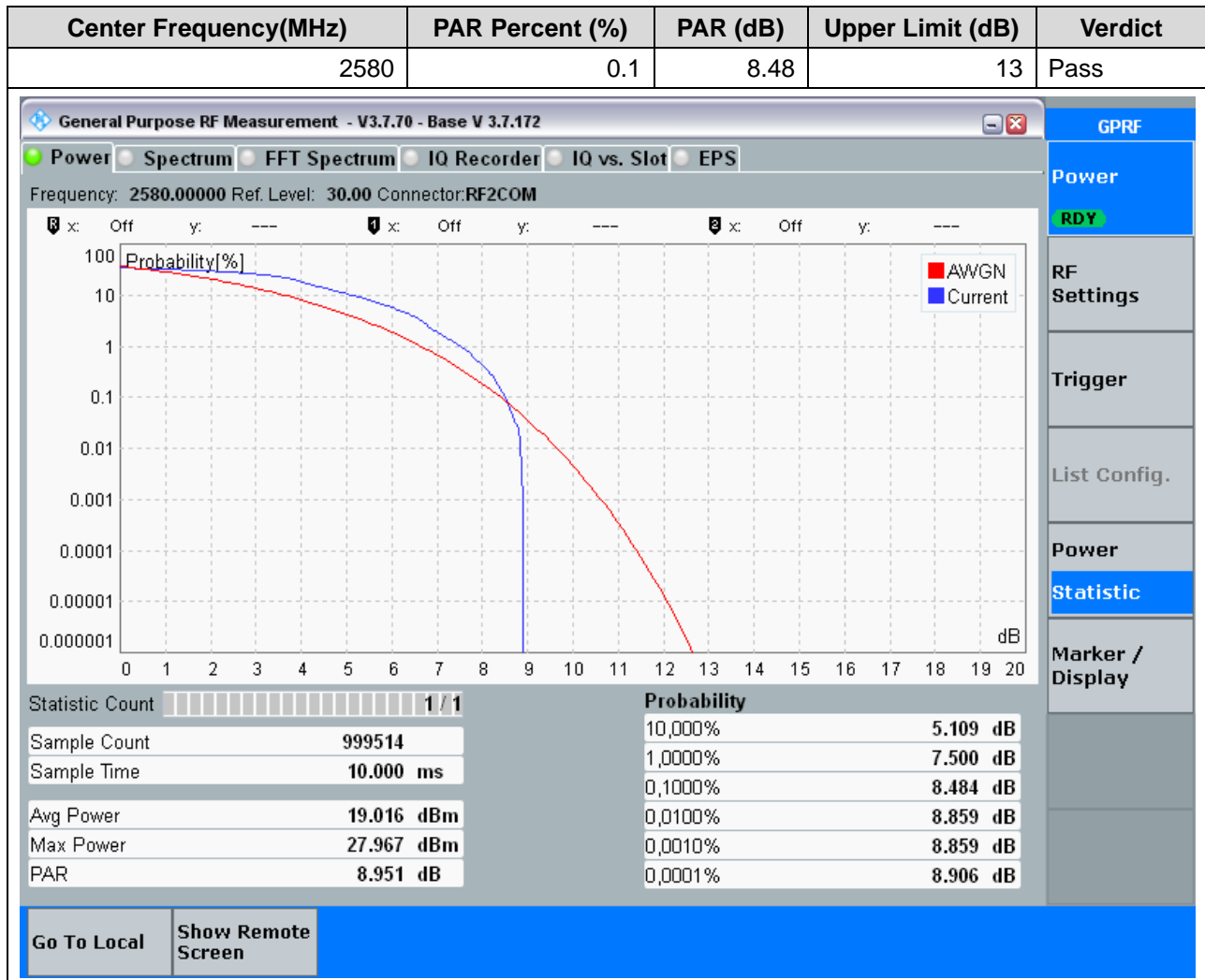
Go To Local Show Remote Screen

10.4. LTE Peak to Average Ratio_Part90(NTNV)(Subtest:4, Channel:26740, Bandwidth:10, Modulation:Q16, RB Number: 50, RB Position:LOW)

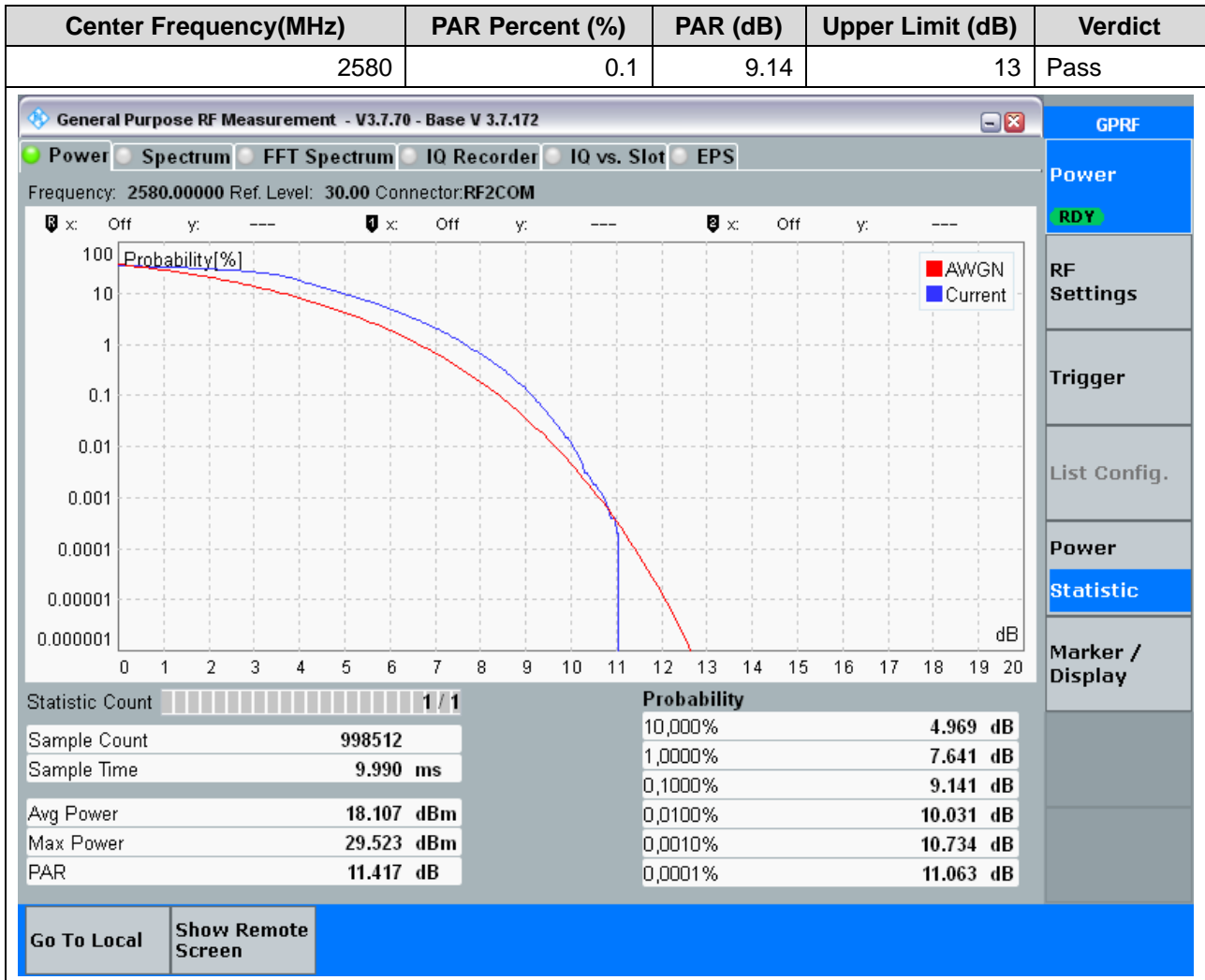


11. LTE_Band38

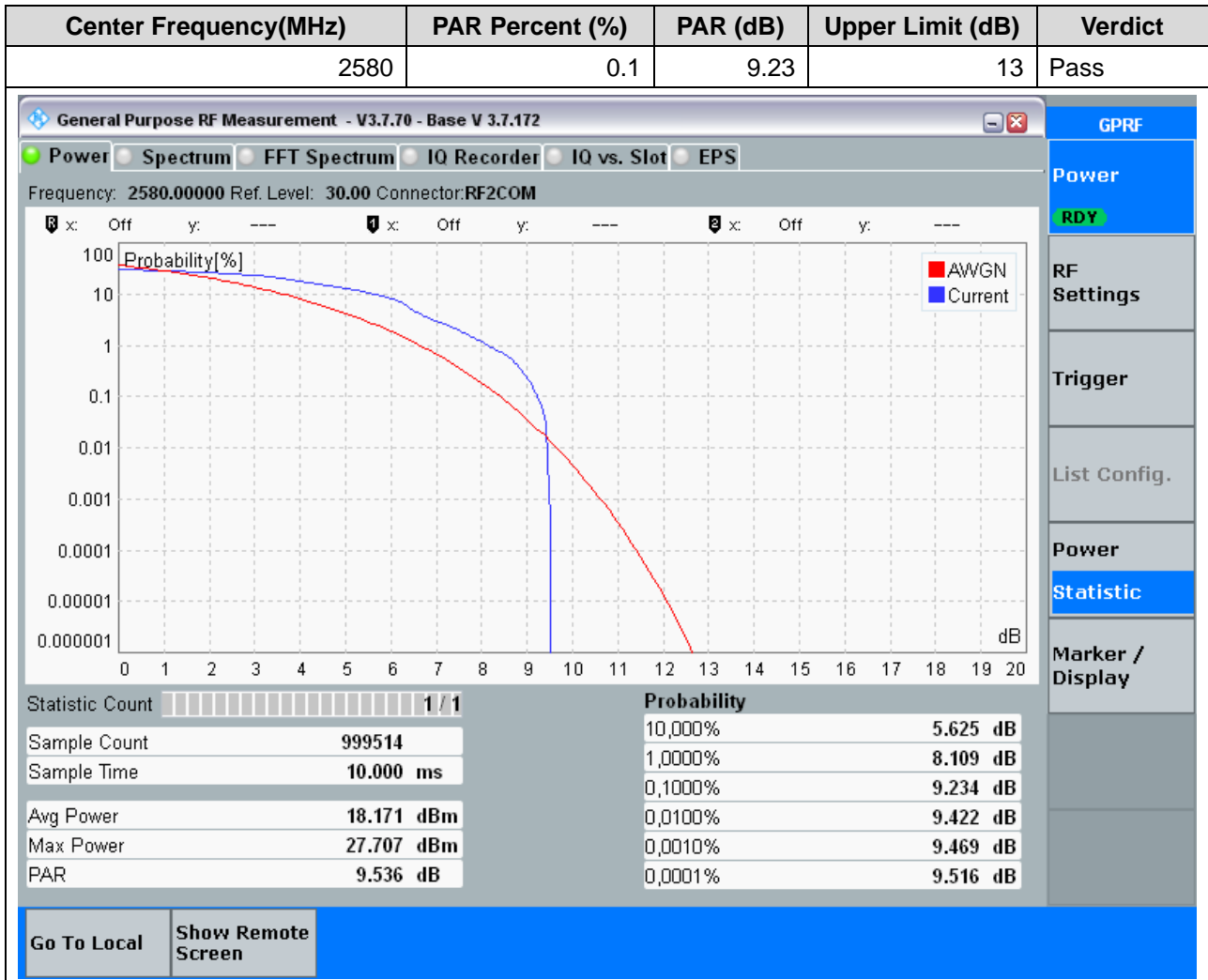
11.1. LTE Peak to Average Ratio_Part22-24-27(NTNV)(Subtest:1, Channel:37850, Bandwidth:20, Modulation:QPSK, RB Number: 1, RB Position:LOW)



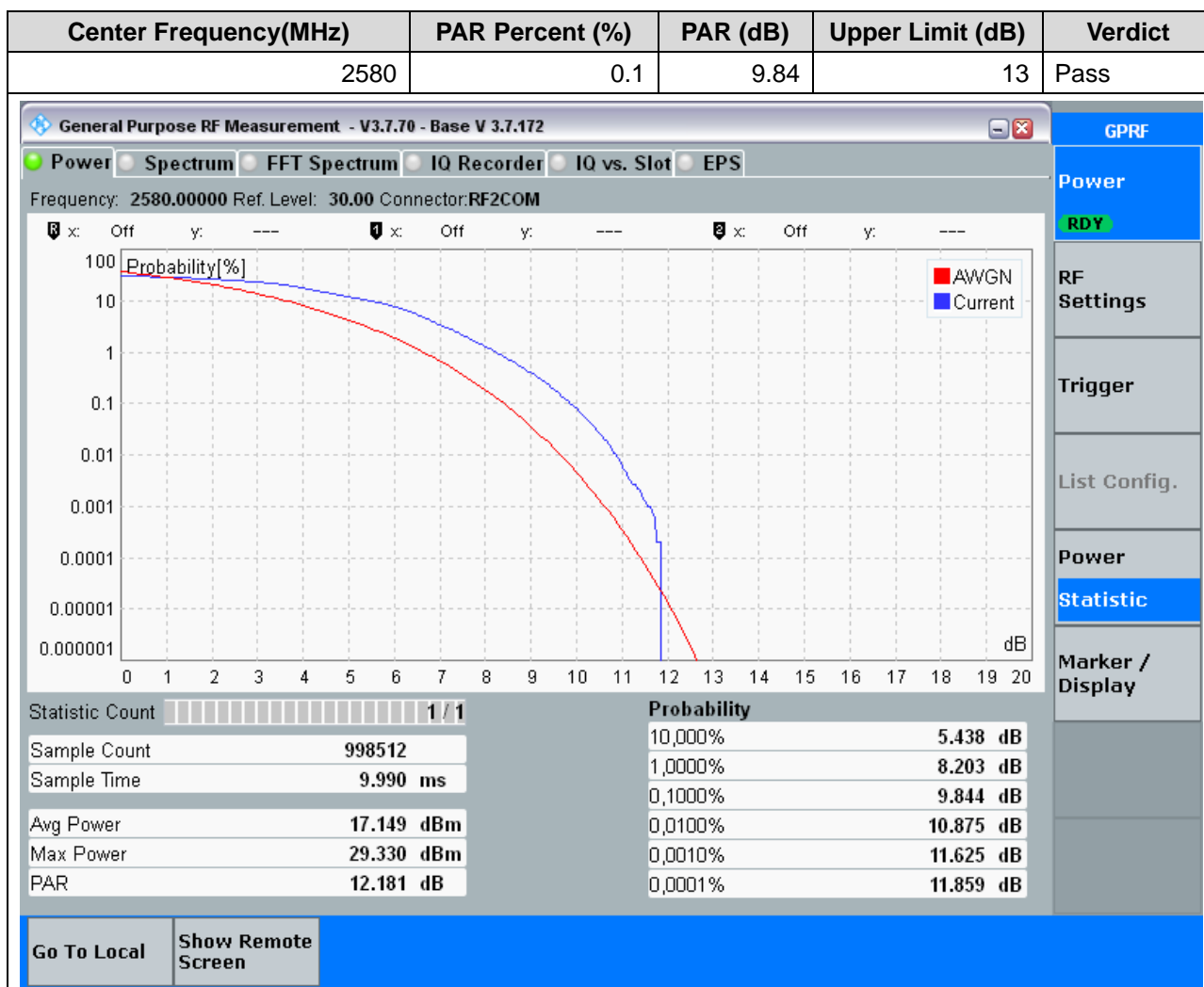
11.2. LTE Peak to Average Ratio_Part22-24-27(NTNV)(Subtest:2, Channel:37850, Bandwidth:20, Modulation:QPSK, RB Number: 100, RB Position:LOW)



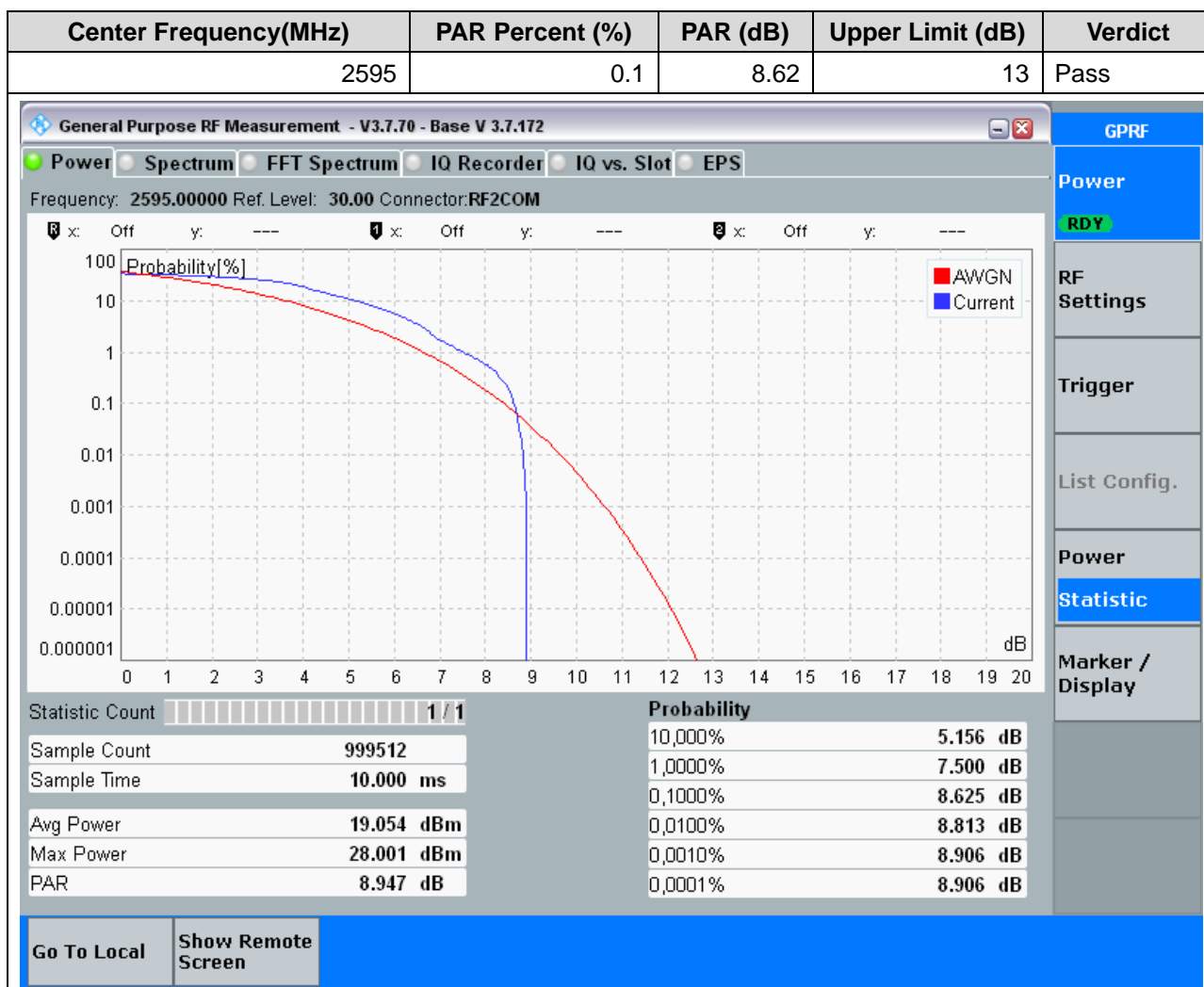
11.3. LTE Peak to Average Ratio_Part22-24-27(NTNV)(Subtest:3, Channel:37850, Bandwidth:20, Modulation:Q16, RB Number: 1, RB Position:LOW)



11.4. LTE Peak to Average Ratio_Part22-24-27(NTNV)(Subtest:4, Channel:37850, Bandwidth:20, Modulation:Q16, RB Number: 100, RB Position:LOW)



11.5. LTE Peak to Average Ratio_Part22-24-27(NTNV)(Subtest:5, Channel:38000, Bandwidth:20, Modulation:QPSK, RB Number: 1, RB Position:LOW)



11.6. LTE Peak to Average Ratio_Part22-24-27(NTNV)(Subtest:6, Channel:38000, Bandwidth:20, Modulation:QPSK, RB Number: 100, RB Position:LOW)

Center Frequency(MHz)	PAR Percent (%)	PAR (dB)	Upper Limit (dB)	Verdict
2595	0.1	9.19	13	Pass

General Purpose RF Measurement - V3.7.70 - Base V 3.7.172

Power Spectrum FFT Spectrum IQ Recorder IQ vs. Slot EPS

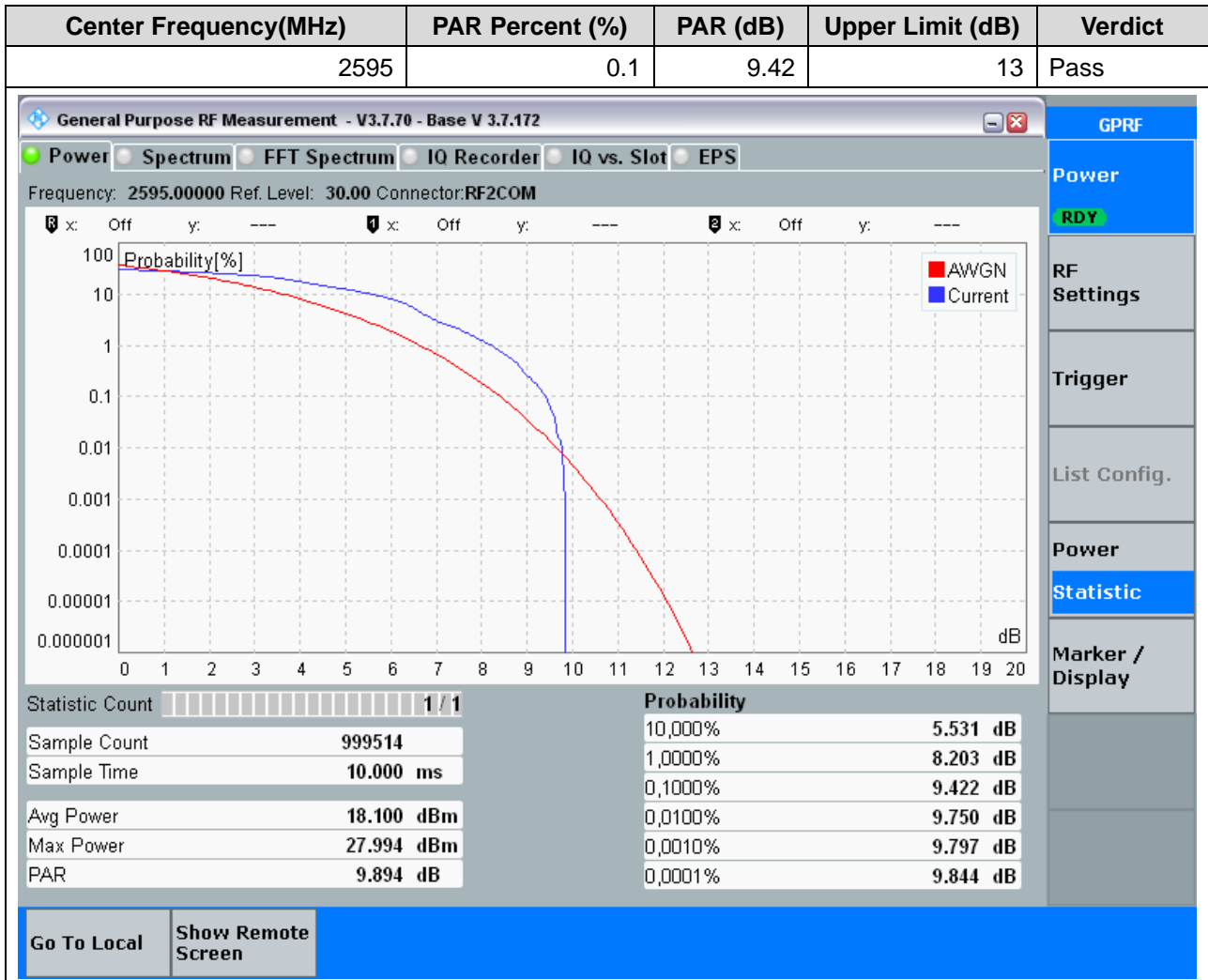
Frequency: 2595.00000 Ref. Level: 30.00 Connector:RF2COM

Statistic Count	Sample Count	Sample Time	Avg Power	Max Power	PAR
1 / 1	998512	9.990 ms	18.122 dBm	28.940 dBm	10.818 dB

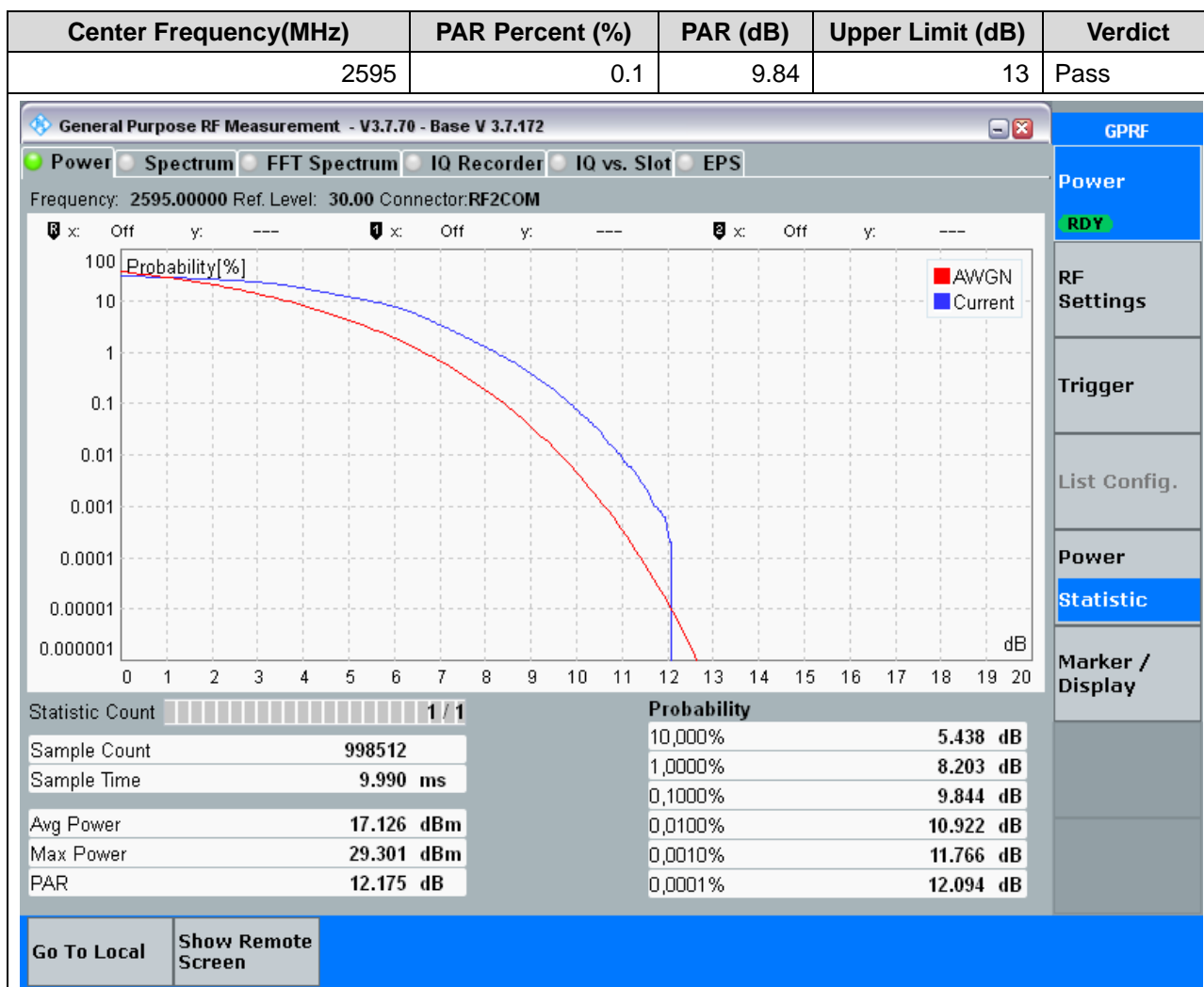
Probability	Value
10,000%	4.969 dB
1,0000%	7.641 dB
0,1000%	9.188 dB
0,0100%	9.984 dB
0,0010%	10.453 dB
0,0001%	10.734 dB

Go To Local Show Remote Screen

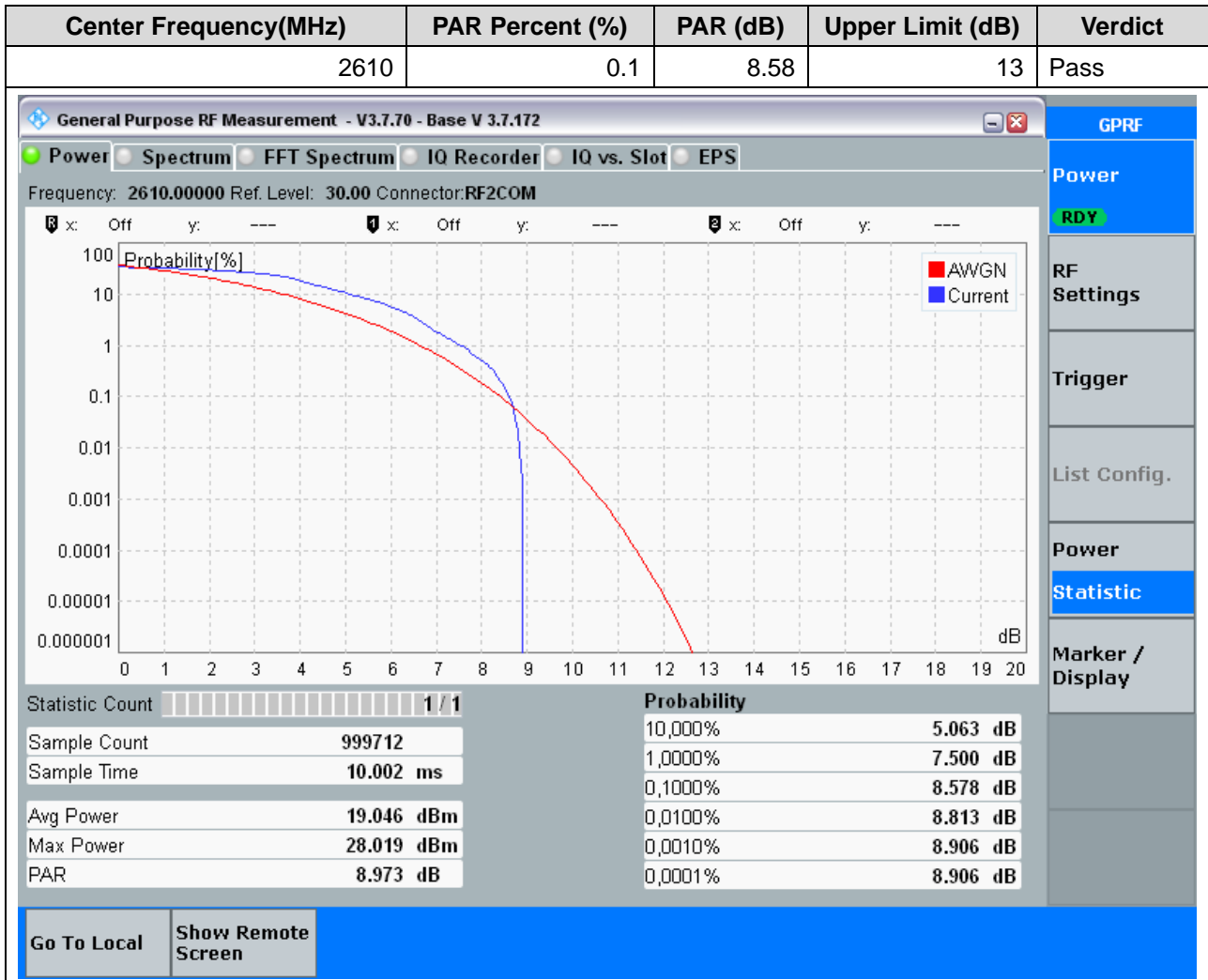
11.7. LTE Peak to Average Ratio_Part22-24-27(NTNV)(Subtest:7, Channel:38000, Bandwidth:20, Modulation:Q16, RB Number: 1, RB Position:LOW)



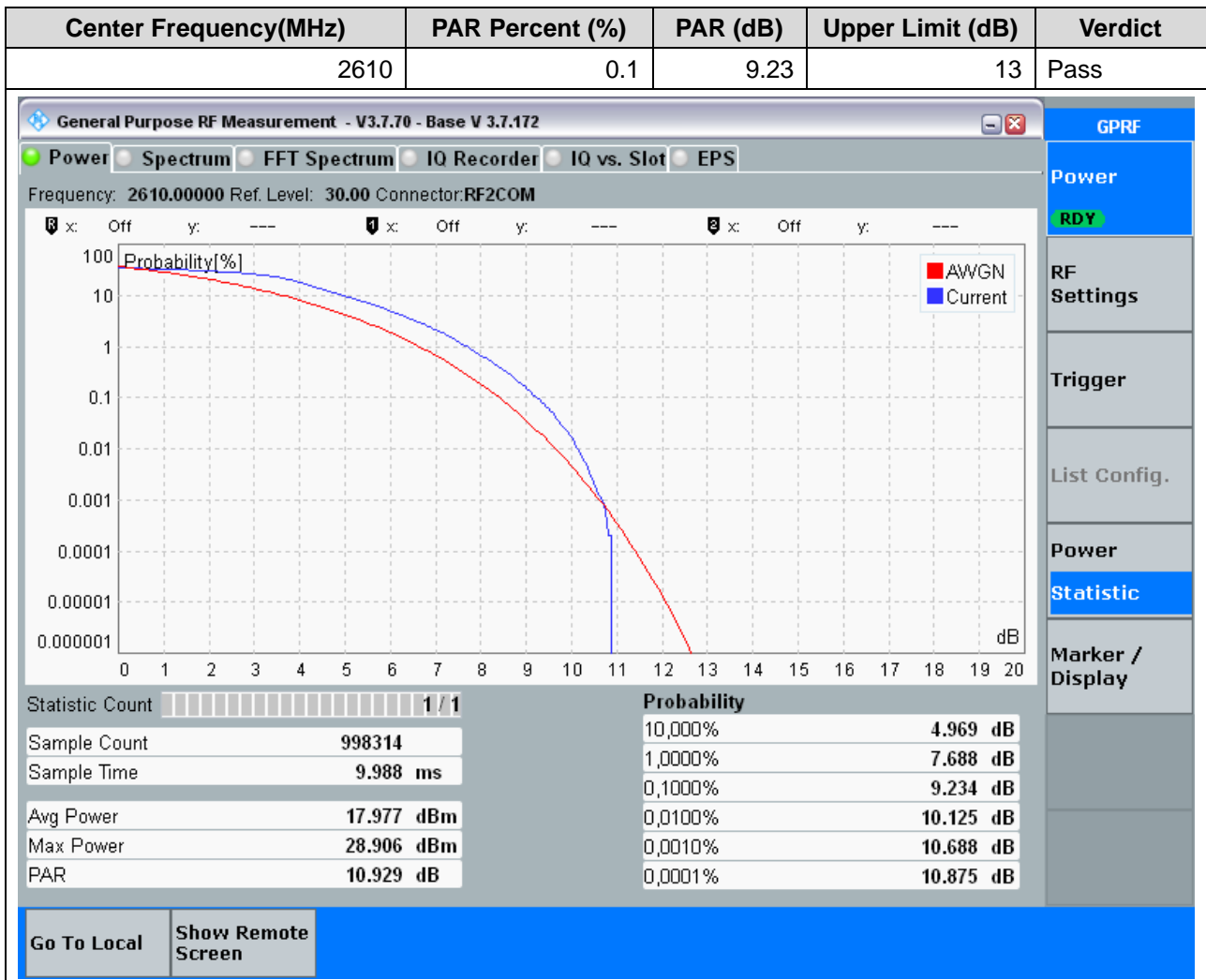
11.8. LTE Peak to Average Ratio_Part22-24-27(NTNV)(Subtest:8, Channel:38000, Bandwidth:20, Modulation:Q16, RB Number: 100, RB Position:LOW)



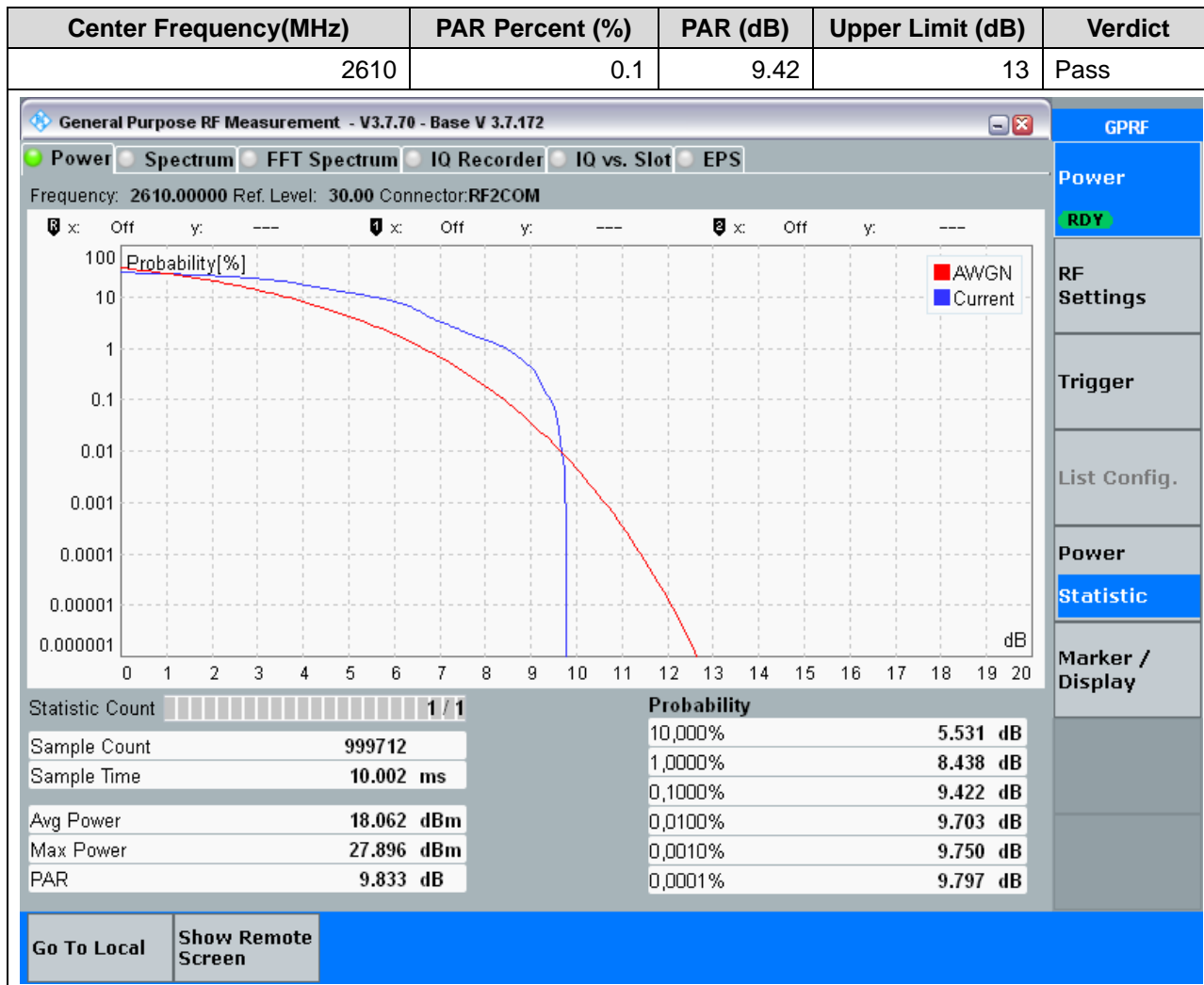
11.9. LTE Peak to Average Ratio_Part22-24-27(NTNV)(Subtest:9, Channel:38150, Bandwidth:20, Modulation:QPSK, RB Number: 1, RB Position:LOW)



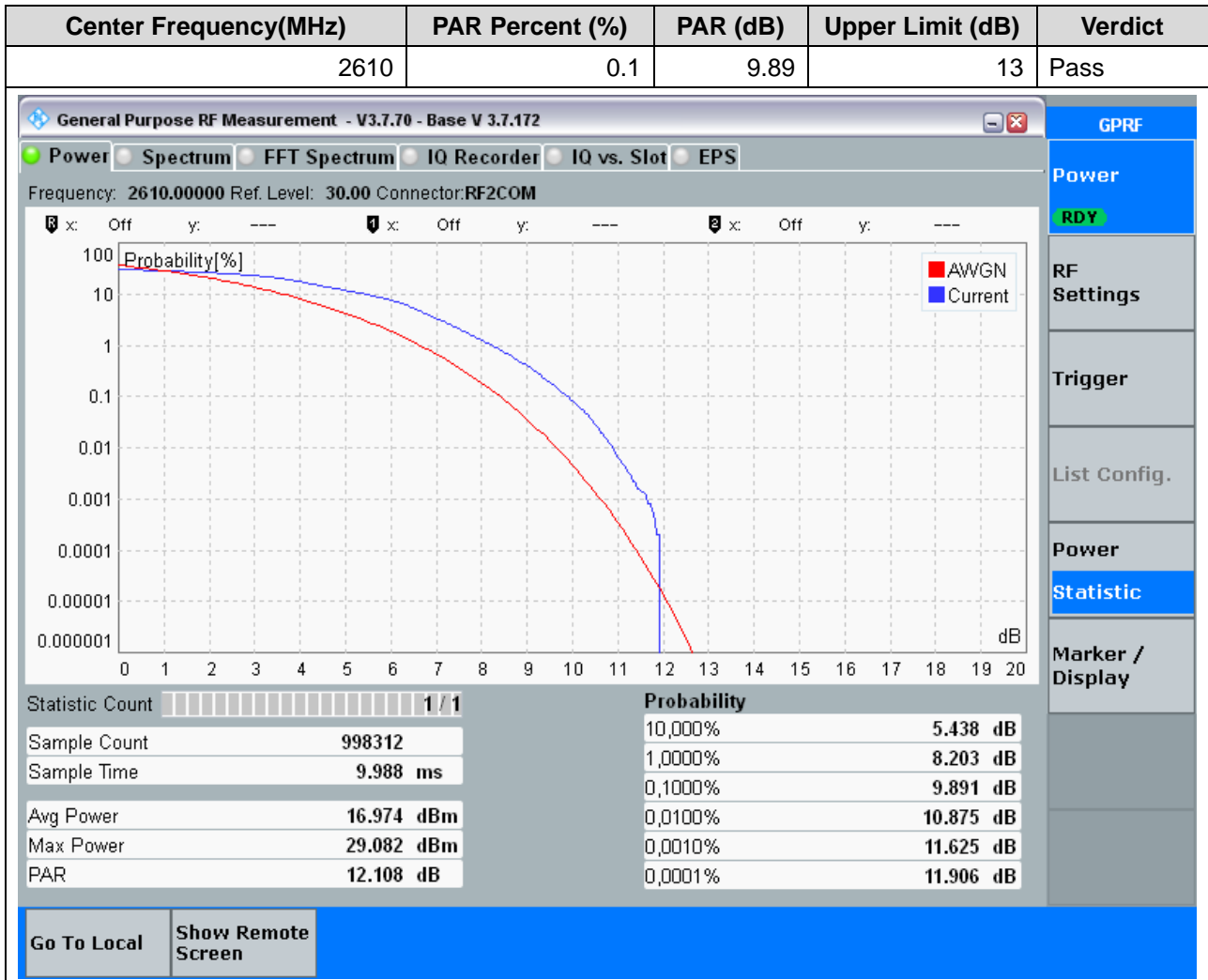
11.10. LTE Peak to Average Ratio_Part22-24-27(NTNV)(Subtest:10, Channel:38150, Bandwidth:20, Modulation:QPSK, RB Number: 100, RB Position:LOW)



11.11. LTE Peak to Average Ratio_Part22-24-27(NTNV)(Subtest:11, Channel:38150, Bandwidth:20, Modulation:Q16, RB Number: 1, RB Position:LOW)

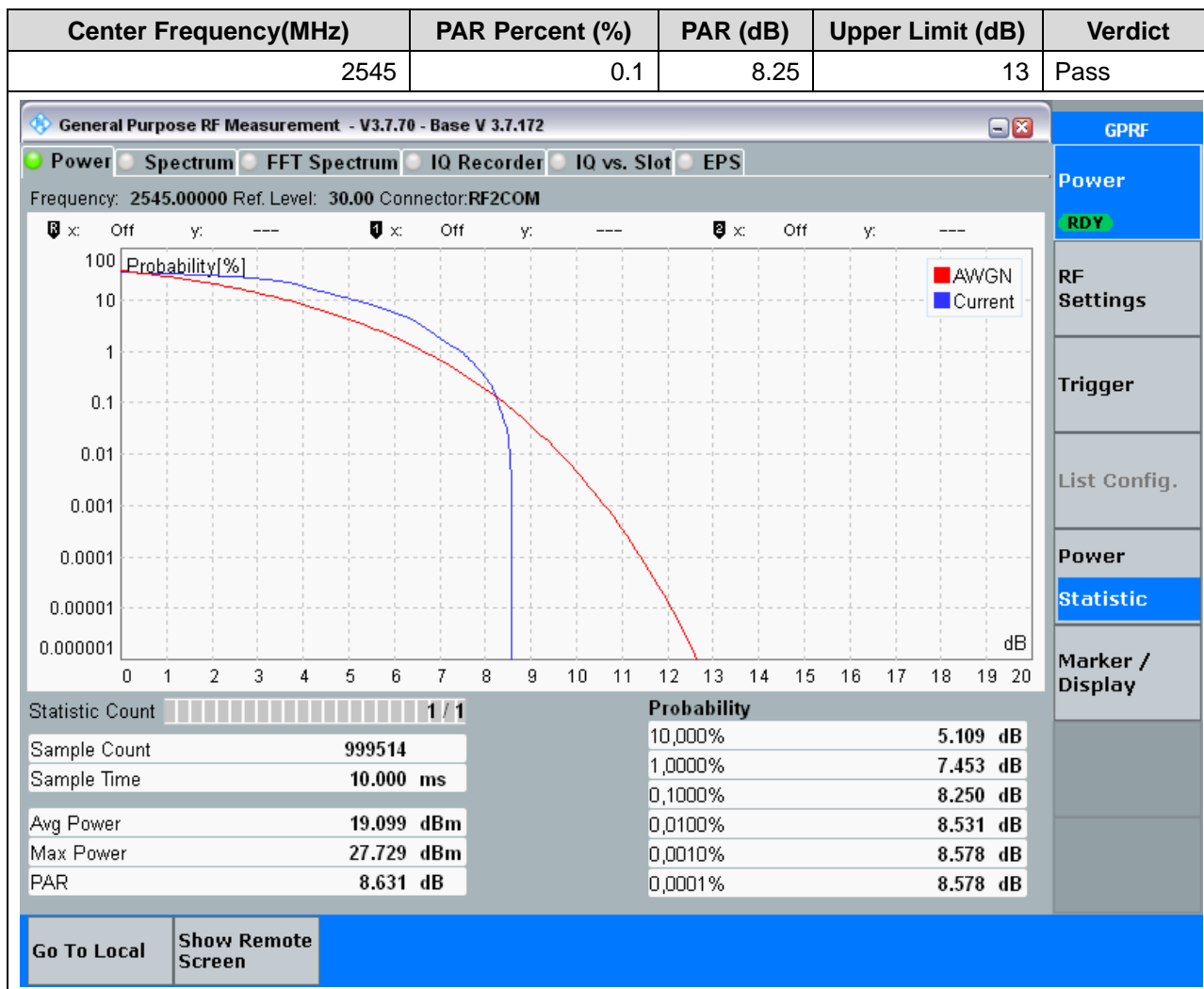


11.12. LTE Peak to Average Ratio_Part22-24-27(NTNV)(Subtest:12, Channel:38150, Bandwidth:20, Modulation:Q16, RB Number: 100, RB Position:LOW)

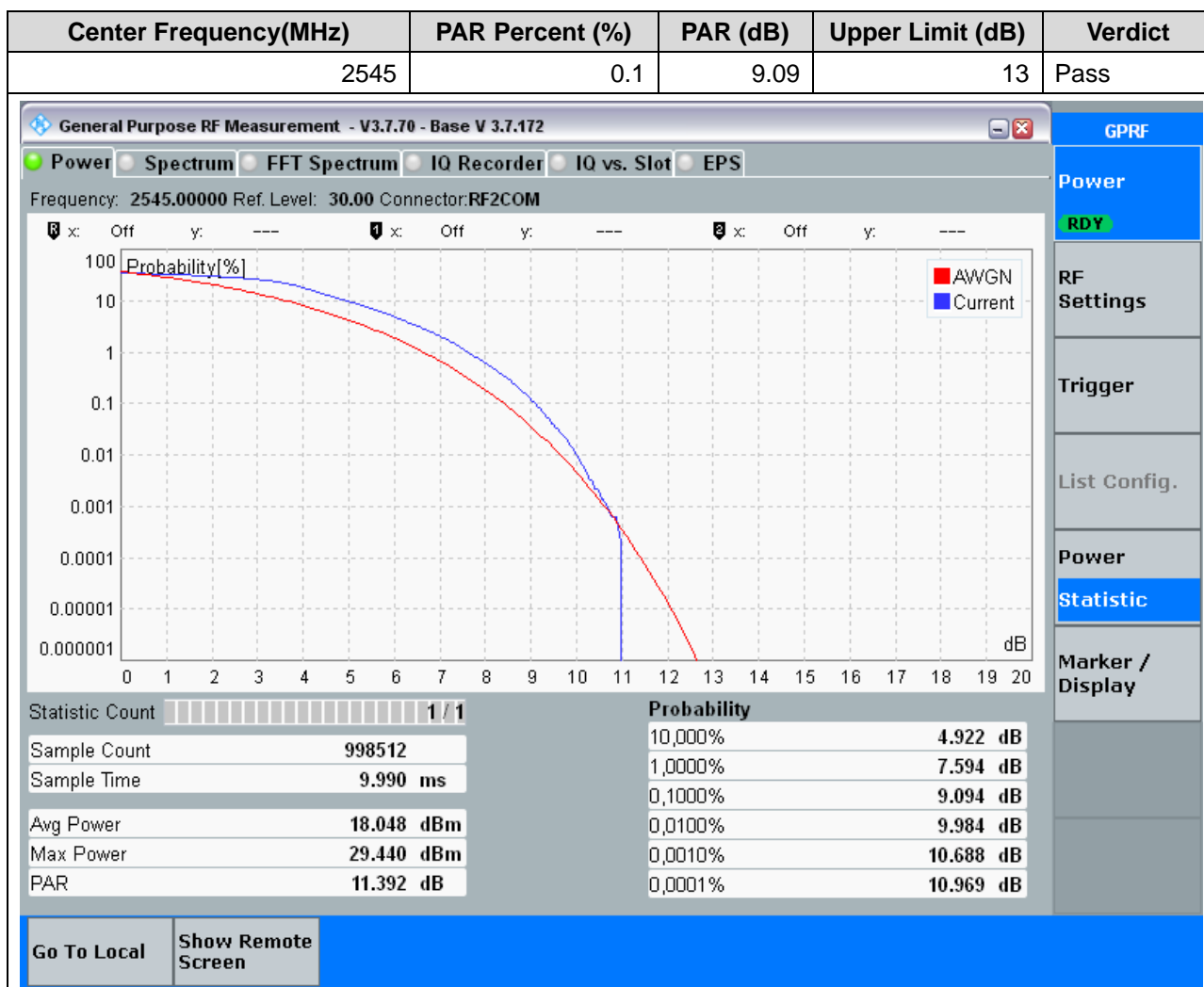


12. LTE_Band41 120M

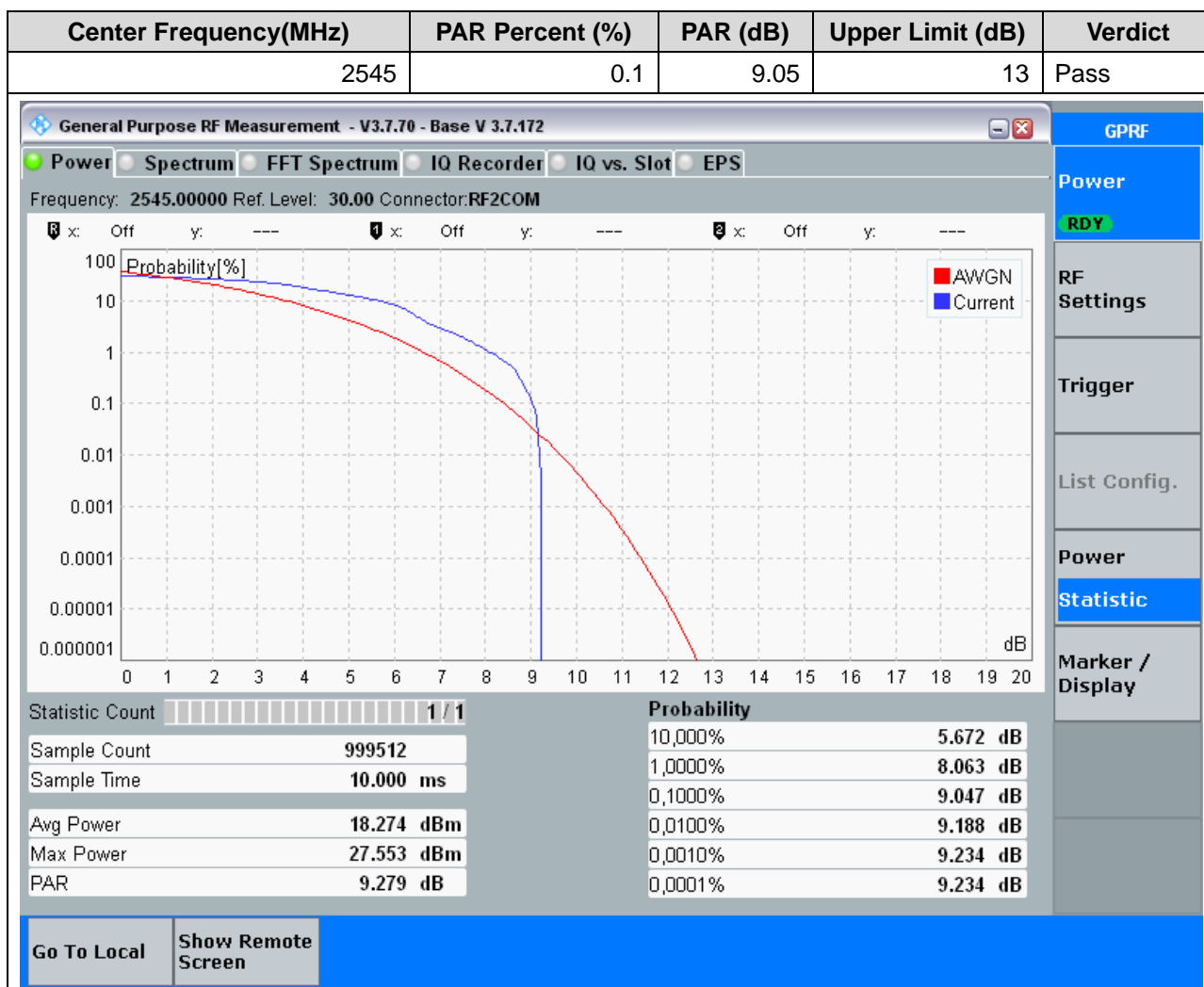
12.1. LTE Peak to Average Ratio_Part22-24-27(NTNV)(Subtest:1, Channel:40140, Bandwidth:20, Modulation:QPSK, RB Number: 1, RB Position:LOW)



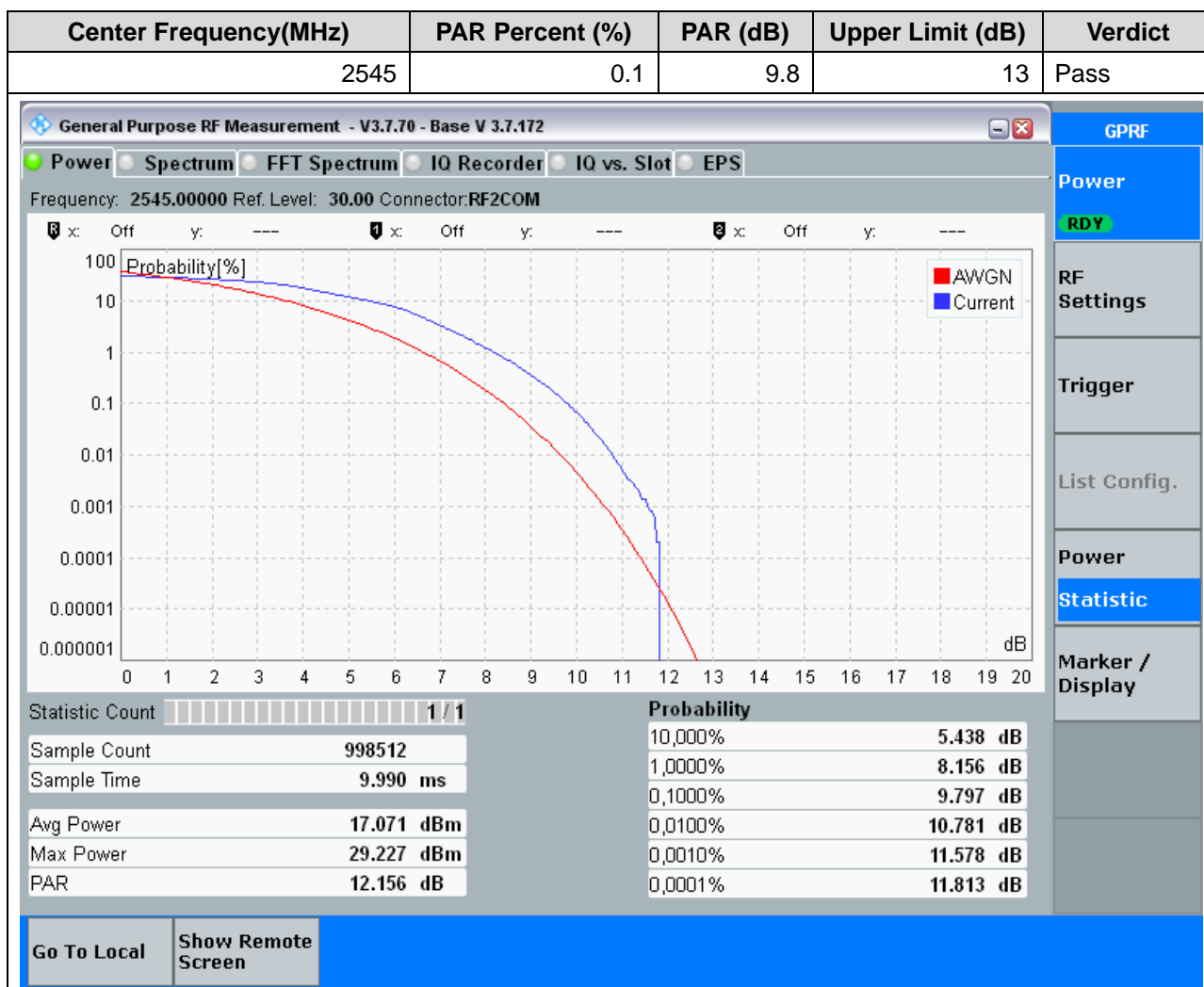
12.2. LTE Peak to Average Ratio_Part22-24-27(NTNV)(Subtest:2, Channel:40140, Bandwidth:20, Modulation:QPSK, RB Number: 100, RB Position:LOW)



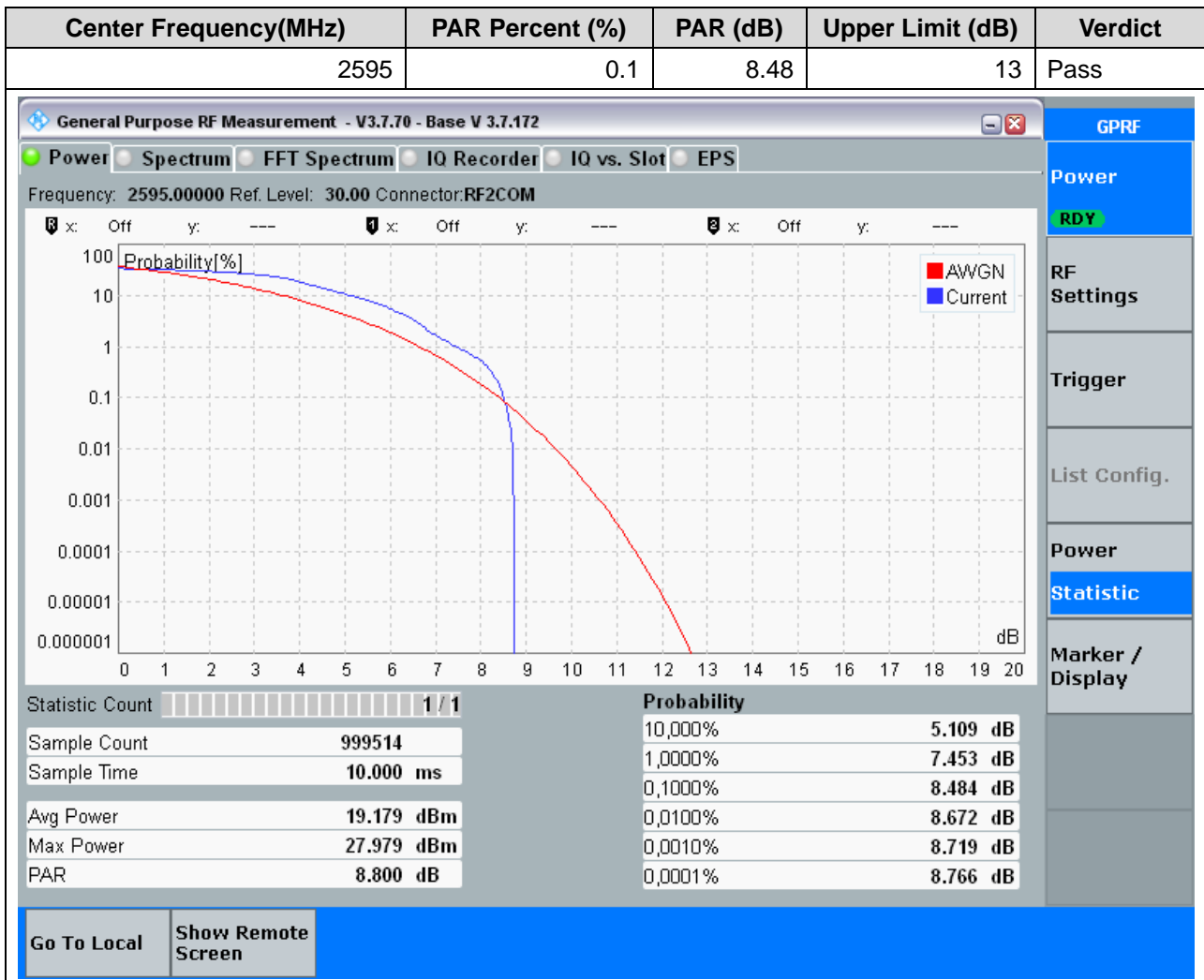
12.3. LTE Peak to Average Ratio_Part22-24-27(NTNV)(Subtest:3, Channel:40140, Bandwidth:20, Modulation:Q16, RB Number: 1, RB Position:LOW)



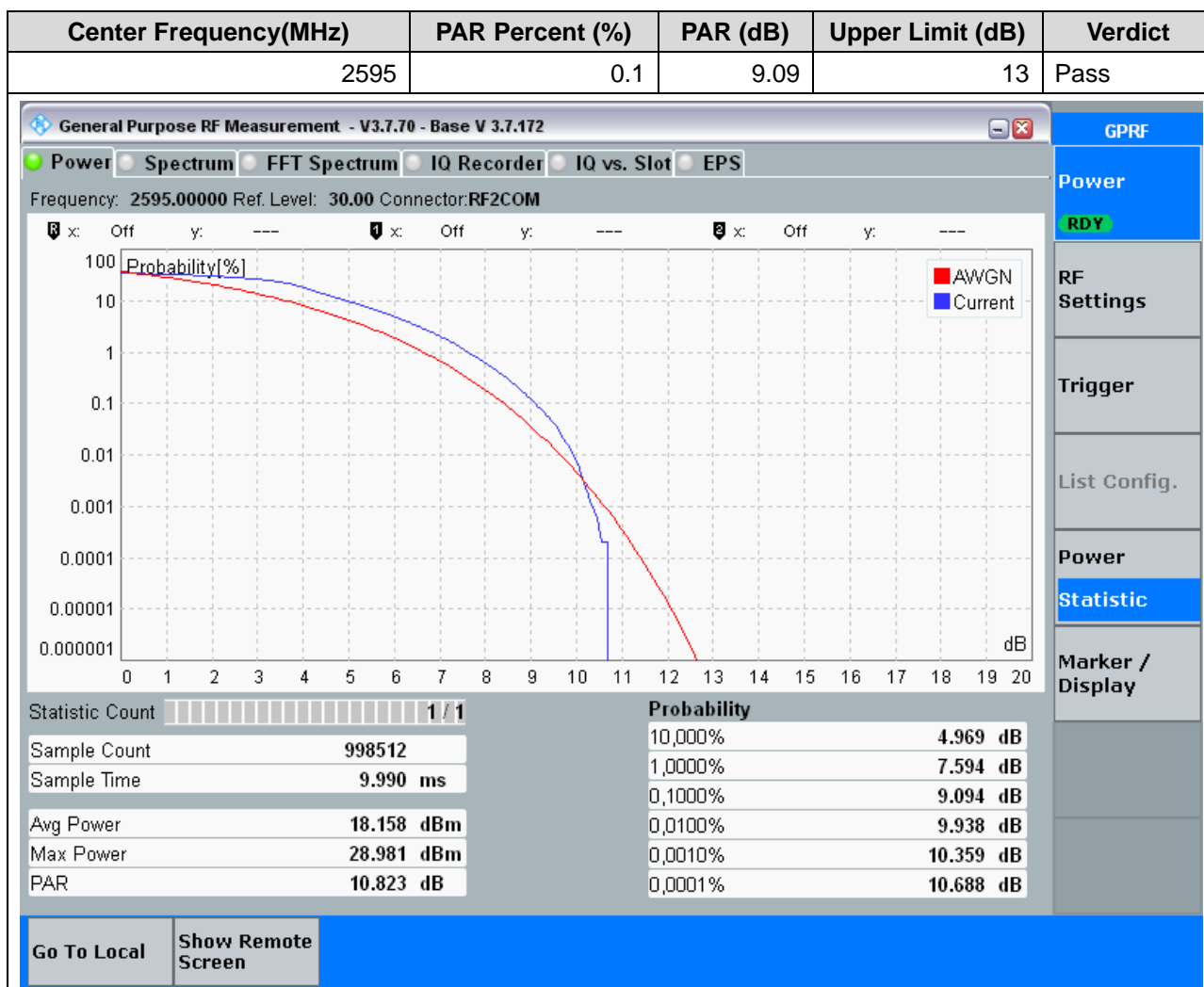
12.4. LTE Peak to Average Ratio_Part22-24-27(NTNV)(Subtest:4, Channel:40140, Bandwidth:20, Modulation:Q16, RB Number: 100, RB Position:LOW)



12.5. LTE Peak to Average Ratio_Part22-24-27(NTNV)(Subtest:5, Channel:40640, Bandwidth:20, Modulation:QPSK, RB Number: 1, RB Position:LOW)



12.6. LTE Peak to Average Ratio_Part22-24-27(NTNV)(Subtest:6, Channel:40640, Bandwidth:20, Modulation:QPSK, RB Number: 100, RB Position:LOW)



12.7. LTE Peak to Average Ratio_Part22-24-27(NTNV)(Subtest:7, Channel:40640, Bandwidth:20, Modulation:Q16, RB Number: 1, RB Position:LOW)

Center Frequency(MHz)	PAR Percent (%)	PAR (dB)	Upper Limit (dB)	Verdict
2595	0.1	9.37	13	Pass

General Purpose RF Measurement - V3.7.70 - Base V 3.7.172

Power Spectrum FFT Spectrum IQ Recorder IQ vs. Slot EPS

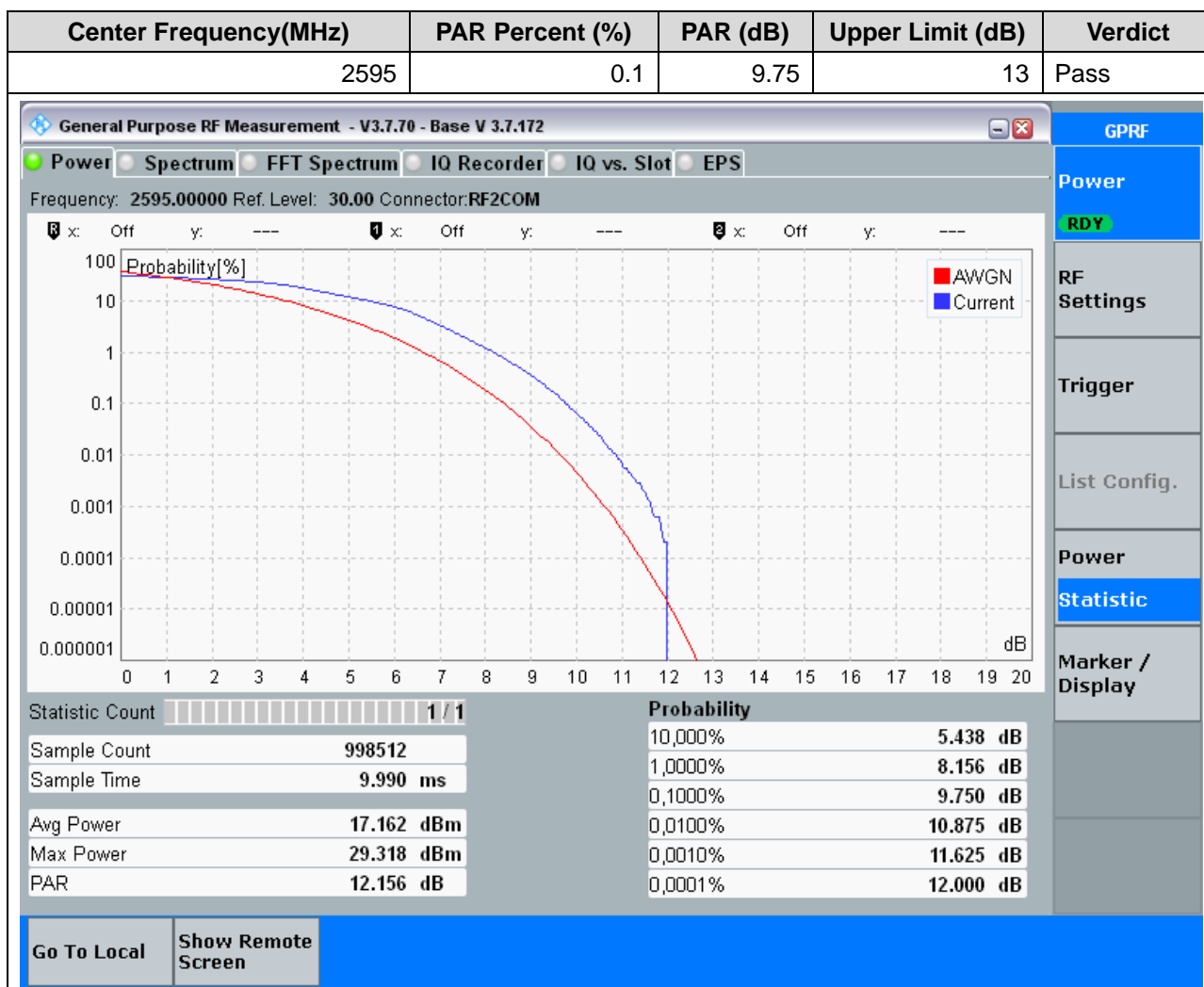
Frequency: 2595.00000 Ref. Level: 30.00 Connector:RF2COM

Statistic Count	Sample Count	Sample Time	Avg Power	Max Power	PAR
1 / 1	999514	10.000 ms	18.230 dBm	28.072 dBm	9.842 dB

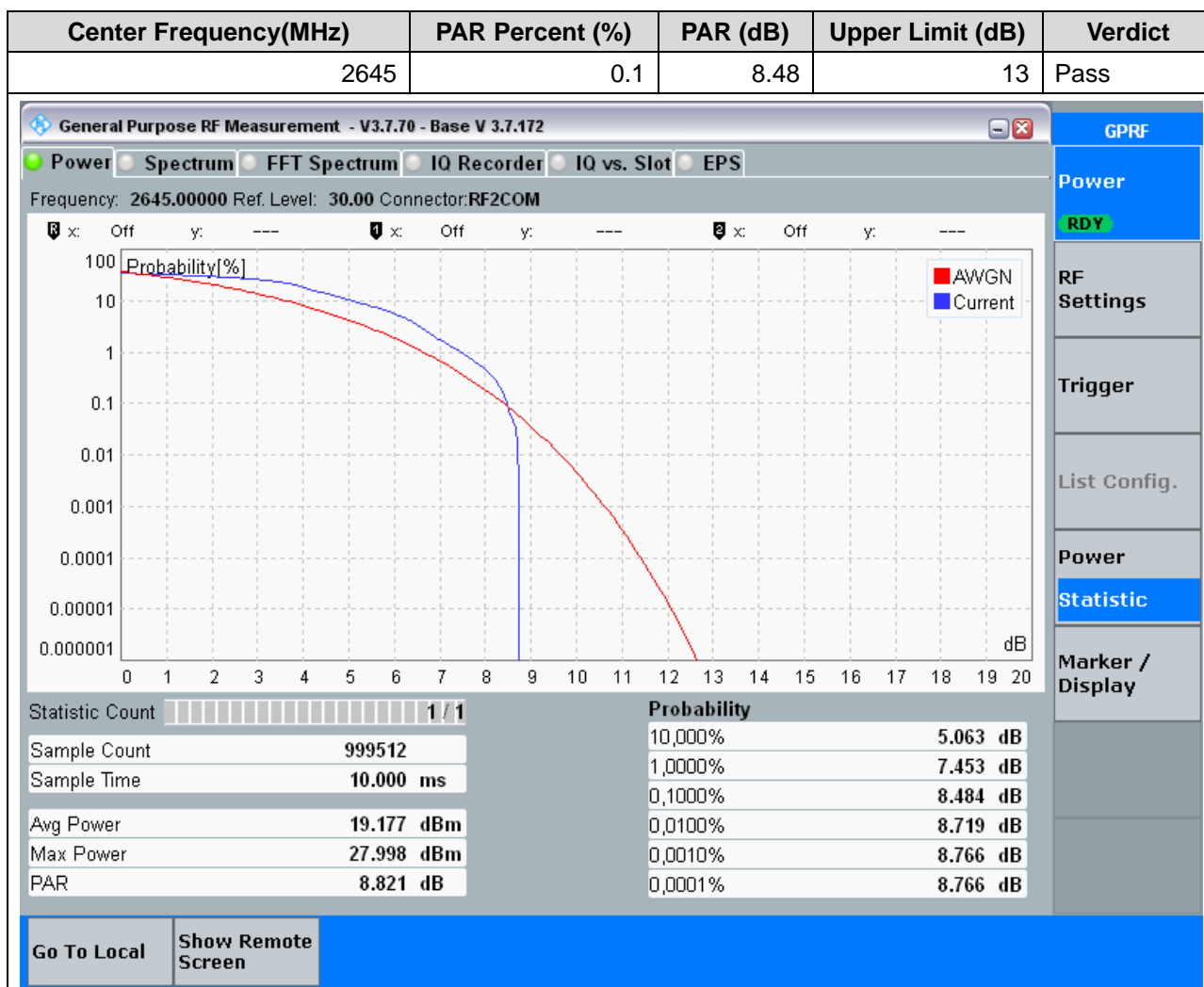
Probability	Value
10,000%	5.578 dB
1,000%	8.203 dB
0,1000%	9.375 dB
0,0100%	9.703 dB
0,0010%	9.797 dB
0,0001%	9.797 dB

Go To Local Show Remote Screen

12.8. LTE Peak to Average Ratio_Part22-24-27(NTNV)(Subtest:8, Channel:40640, Bandwidth:20, Modulation:Q16, RB Number: 100, RB Position:LOW)



12.9. LTE Peak to Average Ratio_Part22-24-27(NTNV)(Subtest:9, Channel:41140, Bandwidth:20, Modulation:QPSK, RB Number: 1, RB Position:LOW)



12.10. LTE Peak to Average Ratio_Part22-24-27(NTNV)(Subtest:10, Channel:41140, Bandwidth:20, Modulation:QPSK, RB Number: 100, RB Position:LOW)

Center Frequency(MHz)	PAR Percent (%)	PAR (dB)	Upper Limit (dB)	Verdict
2645	0.1	9.14	13	Pass

General Purpose RF Measurement - V3.7.70 - Base V 3.7.172

Power Spectrum FFT Spectrum IQ Recorder IQ vs. Slot EPS

Frequency: 2645.00000 Ref. Level: 30.00 Connector:RF2COM

Statistic Count	1 / 1	Probability	
Sample Count	998512	10,000%	4.969 dB
Sample Time	9.990 ms	1,0000%	7.641 dB
Avg Power	18.086 dBm	0,1000%	9.141 dB
Max Power	29.059 dBm	0,0010%	10.547 dB
PAR	10.973 dB	0,0001%	10.734 dB

Go To Local Show Remote Screen

12.11. LTE Peak to Average Ratio_Part22-24-27(NTNV)(Subtest:11, Channel:41140, Bandwidth:20, Modulation:Q16, RB Number: 1, RB Position:LOW)

Center Frequency(MHz)	PAR Percent (%)	PAR (dB)	Upper Limit (dB)	Verdict
2645	0.1	9.33	13	Pass

General Purpose RF Measurement - V3.7.70 - Base V 3.7.172

Power Spectrum FFT Spectrum IQ Recorder IQ vs. Slot EPS

Frequency: 2645.00000 Ref. Level: 30.00 Connector:RF2COM

Statistic Count	1 / 1	Probability	
Sample Count	999514	10,000%	5.531 dB
Sample Time	10.000 ms	1,0000%	8.391 dB
Avg Power	18.167 dBm	0,1000%	9.328 dB
Max Power	27.888 dBm	0,0010%	9.656 dB
PAR	9.721 dB	0,0001%	9.703 dB

Go To Local Show Remote Screen

12.12. LTE Peak to Average Ratio_Part22-24-27(NTNV)(Subtest:12, Channel:41140, Bandwidth:20, Modulation:Q16, RB Number: 100, RB Position:LOW)

Center Frequency(MHz)	PAR Percent (%)	PAR (dB)	Upper Limit (dB)	Verdict
2645	0.1	9.75	13	Pass

General Purpose RF Measurement - V3.7.70 - Base V 3.7.172

Power Spectrum FFT Spectrum IQ Recorder IQ vs. Slot EPS

Frequency: 2645.00000 Ref. Level: 30.00 Connector:RF2COM

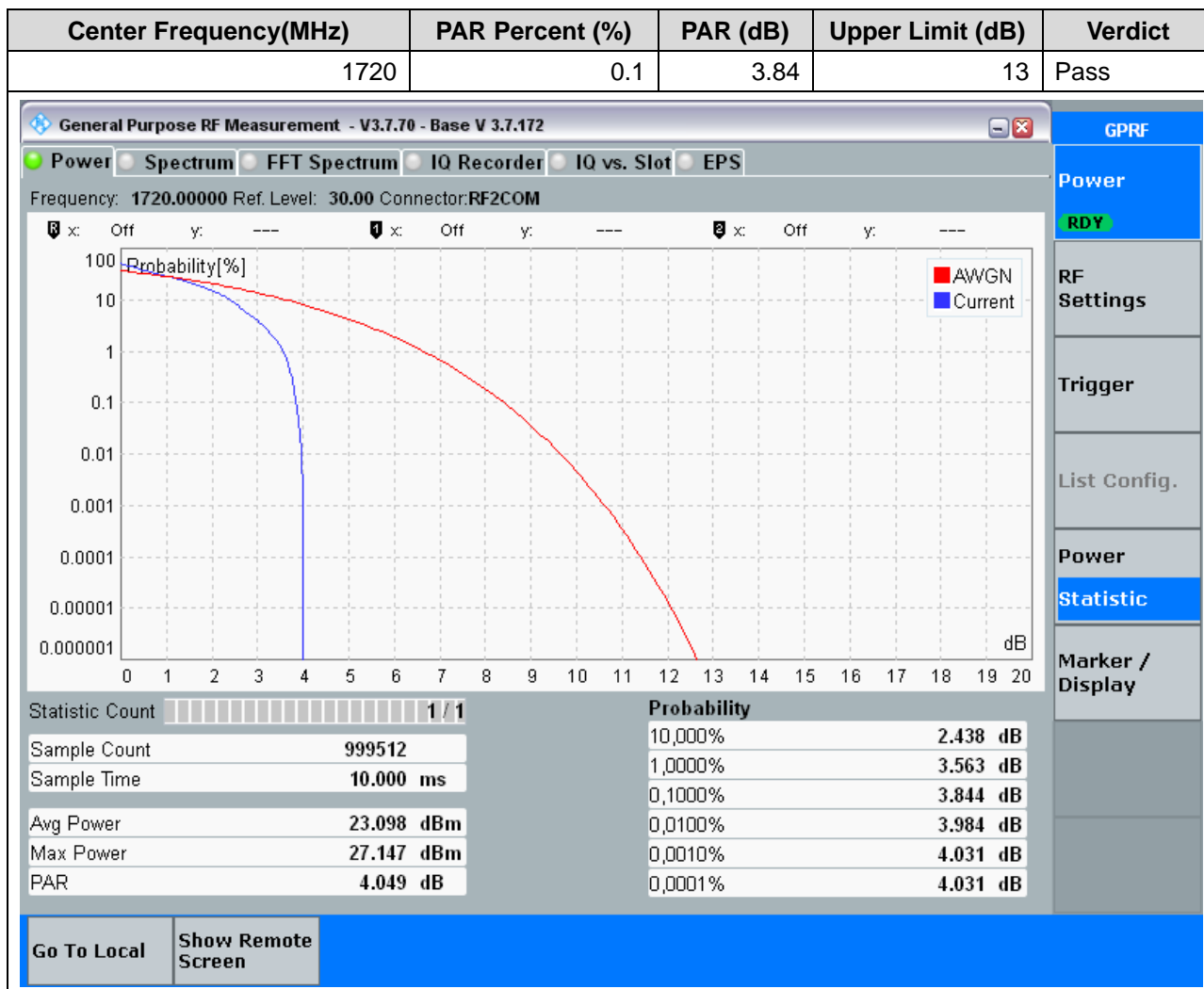
Statistic Count	Sample Count	Sample Time	Avg Power	Max Power	PAR
1 / 1	998512	9.990 ms	17.078 dBm	28.970 dBm	11.892 dB

Probability	Value
10,000%	5.391 dB
1,0000%	8.156 dB
0,1000%	9.750 dB
0,0100%	10.734 dB
0,0010%	11.484 dB
0,0001%	11.813 dB

Go To Local Show Remote Screen

13. LTE_Band66

13.1. LTE Peak to Average Ratio_Part22-24-27(NTNV)(Subtest:1, Channel:132072, Bandwidth:20, Modulation:QPSK, RB Number: 1, RB Position:LOW)



13.2. LTE Peak to Average Ratio_Part22-24-27(NTNV)(Subtest:2, Channel:132072, Bandwidth:20, Modulation:QPSK, RB Number: 100, RB Position:LOW)

Center Frequency(MHz)	PAR Percent (%)	PAR (dB)	Upper Limit (dB)	Verdict
1720	0.1	5.11	13	Pass

General Purpose RF Measurement - V3.7.70 - Base V 3.7.172

Power Spectrum FFT Spectrum IQ Recorder IQ vs. Slot EPS

Frequency: 1720.00000 Ref. Level: 30.00 Connector:RF2COM

Statistic Count	Sample Count	Sample Time	Avg Power	Max Power	PAR
1 / 1	998512	9.990 ms	22.046 dBm	28.759 dBm	6.713 dB

Probability	Value
10,000%	2.250 dB
1,0000%	4.125 dB
0,1000%	5.109 dB
0,0100%	5.719 dB
0,0010%	6.188 dB
0,0001%	6.516 dB

Go To Local Show Remote Screen

13.3. LTE Peak to Average Ratio_Part22-24-27(NTNV)(Subtest:3, Channel:132072, Bandwidth:20, Modulation:Q16, RB Number: 1, RB Position:LOW)

Center Frequency(MHz)	PAR Percent (%)	PAR (dB)	Upper Limit (dB)	Verdict
1720	0.1	4.59	13	Pass

General Purpose RF Measurement - V3.7.70 - Base V 3.7.172
 Frequency: 1720.00000 Ref. Level: 30.00 Connector:RF2COM

GPRF

Power
Spectrum
FFT Spectrum
IQ Recorder
IQ vs. Slot
EPS

x: Off y: ---
x: Off y: ---
x: Off y: ---

Statistic Count		Probability	
Sample Count	999714	10,000%	2.719 dB
Sample Time	10.002 ms	1,0000%	4.219 dB
Avg Power	22.249 dBm	0,1000%	4.594 dB
Max Power	27.028 dBm	0,0010%	4.734 dB
PAR	4.779 dB	0,0001%	4.734 dB

Go To Local
Show Remote Screen

GPRF

Power

RDY

RF Settings

Trigger

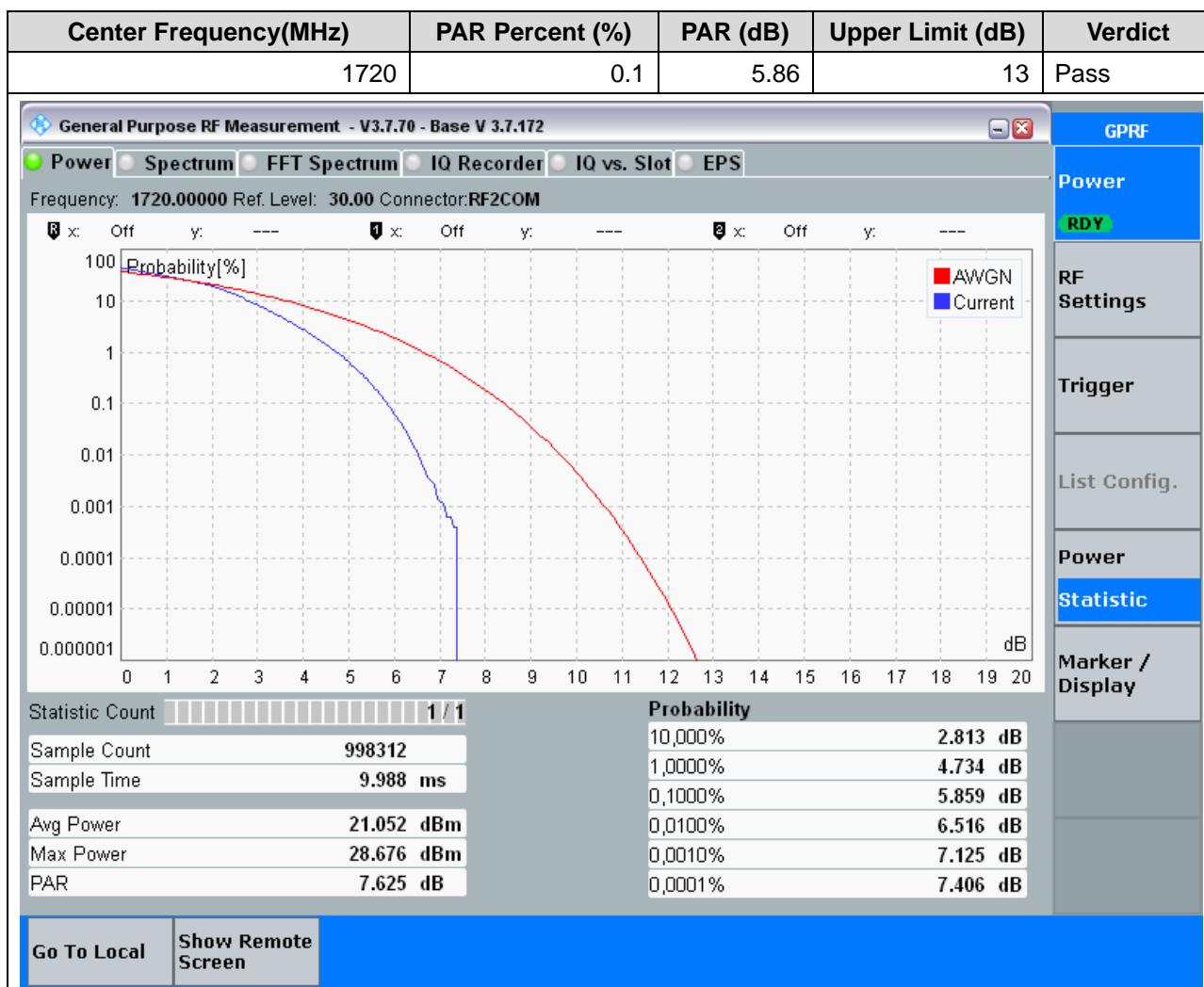
List Config.

Power

Statistic

Marker / Display

13.4. LTE Peak to Average Ratio_Part22-24-27(NTNV)(Subtest:4, Channel:132072, Bandwidth:20, Modulation:Q16, RB Number: 100, RB Position:LOW)



13.5. LTE Peak to Average Ratio_Part22-24-27(NTNV)(Subtest:5, Channel:132322, Bandwidth:20, Modulation:QPSK, RB Number: 1, RB Position:LOW)

Center Frequency(MHz)	PAR Percent (%)	PAR (dB)	Upper Limit (dB)	Verdict
1745	0.1	4.45	13	Pass

General Purpose RF Measurement - V3.7.70 - Base V 3.7.172

Power Spectrum FFT Spectrum IQ Recorder IQ vs. Slot EPS

Frequency: 1745.00000 Ref. Level: 30.00 Connector:RF2COM

Statistic Count	Sample Count	Sample Time	Avg Power	Max Power	PAR
1 / 1	999912	10.004 ms	23.004 dBm	27.754 dBm	4.750 dB

Probability	Value
10,000%	2.484 dB
1,0000%	3.984 dB
0,1000%	4.453 dB
0,0100%	4.641 dB
0,0010%	4.688 dB
0,0001%	4.734 dB

Go To Local Show Remote Screen

13.6. LTE Peak to Average Ratio_Part22-24-27(NTNV)(Subtest:6, Channel:132322, Bandwidth:20, Modulation:QPSK, RB Number: 100, RB Position:LOW)

Center Frequency(MHz)	PAR Percent (%)	PAR (dB)	Upper Limit (dB)	Verdict
1745	0.1	5.06	13	Pass

General Purpose RF Measurement - V3.7.70 - Base V 3.7.172

Power Spectrum FFT Spectrum IQ Recorder IQ vs. Slot EPS

Frequency: 1745.00000 Ref. Level: 30.00 Connector:RF2COM

Statistic Count	Sample Count	Sample Time	Avg Power	Max Power	PAR
1 / 1	998114	9.986 ms	22.023 dBm	28.221 dBm	6.199 dB

Probability	Value
10,000%	2.250 dB
1,000%	4.125 dB
0,100%	5.063 dB
0,010%	5.625 dB
0,001%	6.000 dB
0,0001%	6.000 dB

Go To Local Show Remote Screen

13.7. LTE Peak to Average Ratio_Part22-24-27(NTNV)(Subtest:7, Channel:132322, Bandwidth:20, Modulation:Q16, RB Number: 1, RB Position:LOW)

Center Frequency(MHz)	PAR Percent (%)	PAR (dB)	Upper Limit (dB)	Verdict
1745	0.1	5.3	13	Pass

General Purpose RF Measurement - V3.7.70 - Base V 3.7.172

Power Spectrum FFT Spectrum IQ Recorder IQ vs. Slot EPS

Frequency: 1745.00000 Ref. Level: 30.00 Connector:RF2COM

GPRF

Power

RDY

RF Settings

Trigger

List Config.

Power

Statistic

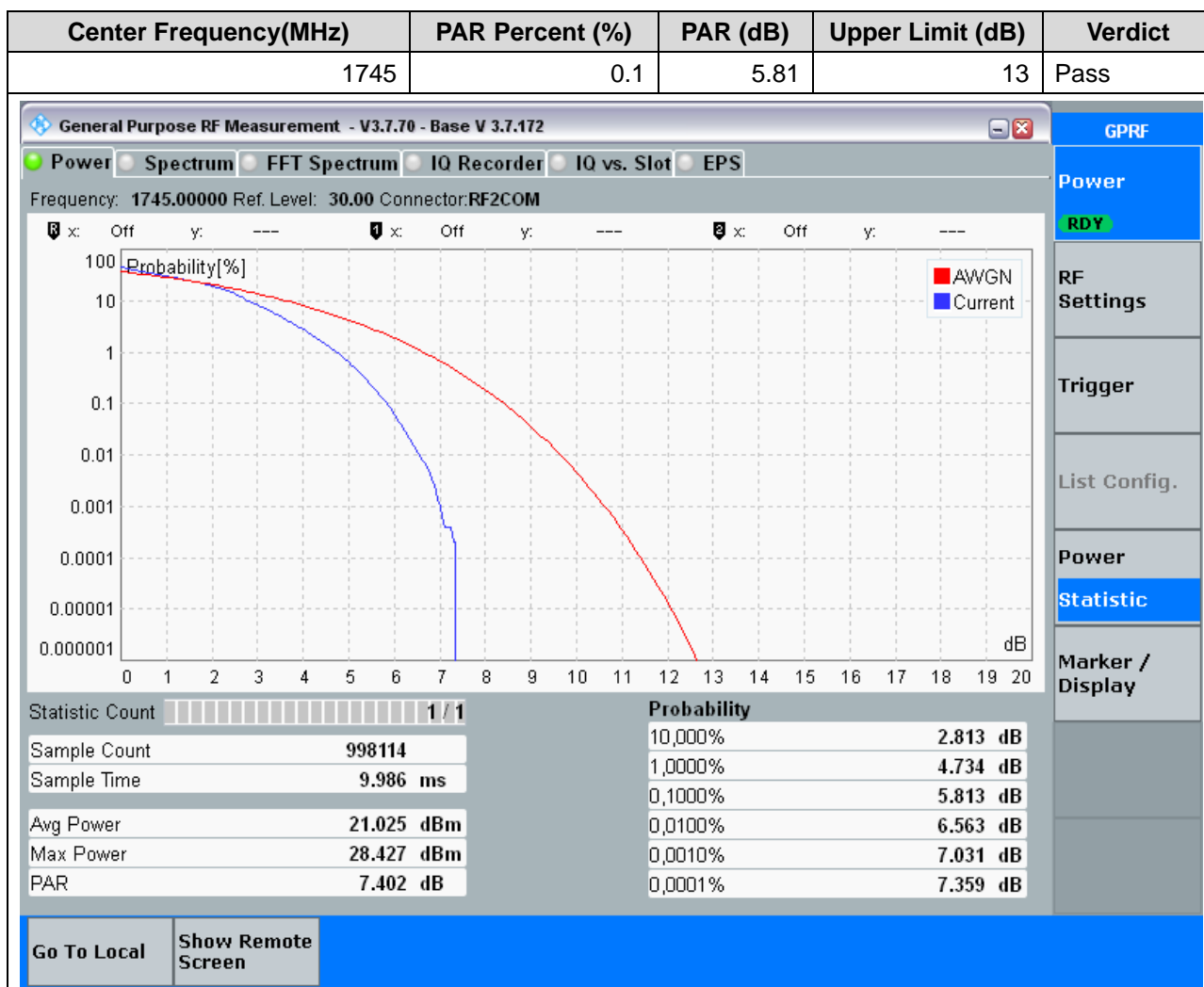
Marker / Display

Statistic Count	Value
Sample Count	999914
Sample Time	10.004 ms
Avg Power	22.060 dBm
Max Power	27.859 dBm
PAR	5.799 dB

Probability	Value
10,000%	2.766 dB
1,0000%	4.547 dB
0,1000%	5.297 dB
0,0100%	5.672 dB
0,0010%	5.719 dB
0,0001%	5.766 dB

Go To Local
Show Remote Screen

13.8. LTE Peak to Average Ratio_Part22-24-27(NTNV)(Subtest:8, Channel:132322, Bandwidth:20, Modulation:Q16, RB Number: 100, RB Position:LOW)



13.9. LTE Peak to Average Ratio_Part22-24-27(NTNV)(Subtest:9, Channel:132572, Bandwidth:20, Modulation:QPSK, RB Number: 1, RB Position:LOW)

Center Frequency(MHz)	PAR Percent (%)	PAR (dB)	Upper Limit (dB)	Verdict
1770	0.1	3.28	13	Pass

General Purpose RF Measurement - V3.7.70 - Base V 3.7.172

Power Spectrum FFT Spectrum IQ Recorder IQ vs. Slot EPS

Frequency: 1770.00000 Ref. Level: 30.00 Connector:RF2COM

Statistic Count	1 / 1	Probability	
Sample Count	999914	10,000%	2.297 dB
Sample Time	10.004 ms	1,0000%	3.094 dB
Avg Power	22.976 dBm	0,1000%	3.281 dB
Max Power	26.441 dBm	0,0010%	3.375 dB
PAR	3.466 dB	0,0001%	3.422 dB

Go To Local Show Remote Screen

13.10. LTE Peak to Average Ratio_Part22-24-27(NTNV)(Subtest:10, Channel:132572, Bandwidth:20, Modulation:QPSK, RB Number: 100, RB Position:LOW)

Center Frequency(MHz)	PAR Percent (%)	PAR (dB)	Upper Limit (dB)	Verdict
1770	0.1	5.2	13	Pass

General Purpose RF Measurement - V3.7.70 - Base V 3.7.172

Power Spectrum FFT Spectrum IQ Recorder IQ vs. Slot EPS

Frequency: 1770.00000 Ref. Level: 30.00 Connector:RF2COM

Statistic Count	Sample Count	Sample Time	Avg Power	Max Power	PAR
1 / 1	998114	9.986 ms	22.168 dBm	28.665 dBm	6.497 dB

Probability	Value
10,000%	2.297 dB
1,0000%	4.219 dB
0,1000%	5.203 dB
0,0100%	5.719 dB
0,0010%	6.094 dB
0,0001%	6.328 dB

Go To Local Show Remote Screen

13.11. LTE Peak to Average Ratio_Part22-24-27(NTNV)(Subtest:11, Channel:132572, Bandwidth:20, Modulation:Q16, RB Number: 1, RB Position:LOW)

Center Frequency(MHz)	PAR Percent (%)	PAR (dB)	Upper Limit (dB)	Verdict
1770	0.1	4.36	13	Pass

General Purpose RF Measurement - V3.7.70 - Base V 3.7.172

Power Spectrum FFT Spectrum IQ Recorder IQ vs. Slot EPS

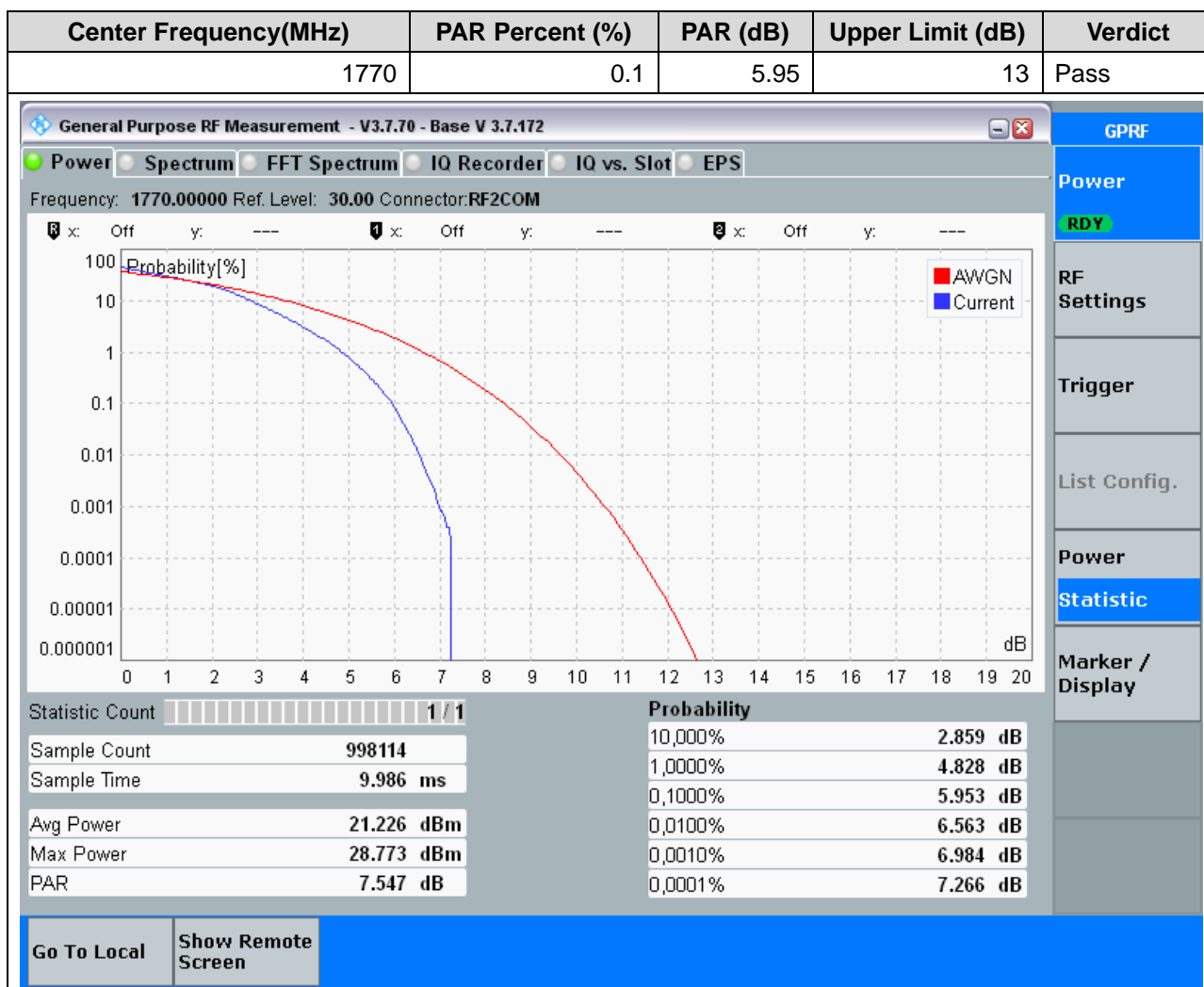
Frequency: 1770.00000 Ref. Level: 30.00 Connector:RF2COM

Statistic Count	Sample Count	Sample Time	Avg Power	Max Power	PAR
1 / 1	999912	10.004 ms	21.920 dBm	26.455 dBm	4.535 dB

Probability	Value
10,000%	2.766 dB
1,0000%	4.125 dB
0,1000%	4.359 dB
0,0100%	4.453 dB
0,0010%	4.500 dB
0,0001%	4.500 dB

Go To Local Show Remote Screen

13.12. LTE Peak to Average Ratio_Part22-24-27(NTNV)(Subtest:12, Channel:132572, Bandwidth:20, Modulation:Q16, RB Number: 100, RB Position:LOW)



--BLANK BELOW--