



FCC RF Test Report

APPLICANT : vivo Mobile Communication Co., Ltd.
EQUIPMENT : Mobile Phone
BRAND NAME : vivo
MODEL NAME : V2310
FCC ID : 2AUCY-V2310
STANDARD : FCC Part 15 Subpart E §15.407
CLASSIFICATION : (NII) Unlicensed National Information Infrastructure
TEST DATE(S) : Aug. 04, 2023 ~ Aug. 21, 2023

We, Sporton International Inc. (ShenZhen), would like to declare that the tested sample has been evaluated in accordance with the test procedures and has been in compliance with the applicable technical standards.

The test results in this report apply exclusively to the tested model / sample. Without written approval of Sporton International Inc. (ShenZhen), the test report shall not be reproduced except in full.

Jason Jia



Approved by: Jason Jia

Sporton International Inc. (ShenZhen)

1/F, 2/F, Bldg 5, Shiling Industrial Zone, Xinwei Village, Xili, Nanshan, Shenzhen, 518055

People's Republic of China



TABLE OF CONTENTS

REVISION HISTORY..... 3

SUMMARY OF TEST RESULT 4

1 GENERAL DESCRIPTION 5

 1.1 Applicant 5

 1.2 Manufacturer..... 5

 1.3 Product Feature of Equipment Under Test..... 5

 1.4 Product Specification of Equipment Under Test..... 5

 1.5 Modification of EUT 6

 1.6 Testing Location 7

 1.7 Test Software..... 7

 1.8 Applicable Standards..... 7

2 TEST CONFIGURATION OF EQUIPMENT UNDER TEST 8

 2.1 Carrier Frequency and Channel 8

 2.2 Test Mode..... 10

 2.3 Connection Diagram of Test System..... 11

 2.4 Support Unit used in test configuration and system 12

 2.5 EUT Operation Test Setup 12

 2.6 Measurement Results Explanation Example..... 12

3 TEST RESULT..... 13

 3.1 6dB and 26dB and 99% Occupied Bandwidth Measurement 13

 3.2 Maximum Conducted Output Power Measurement 18

 3.3 Power Spectral Density Measurement 20

 3.4 Unwanted Emissions Measurement 24

 3.5 AC Conducted Emission Measurement..... 29

 3.6 Antenna Requirements 31

4 LIST OF MEASURING EQUIPMENT 32

5 MEASUREMENT UNCERTAINTY 33

APPENDIX A. CONDUCTED TEST RESULTS

APPENDIX B. AC CONDUCTED EMISSION TEST RESULT

APPENDIX C. RADIATED SPURIOUS EMISSION

APPENDIX D. DUTY CYCLE PLOTS

APPENDIX E. SETUP PHOTOGRAPHS



REVISION HISTORY

REPORT NO.	VERSION	DESCRIPTION	ISSUED DATE
FR370604D	Rev. 01	Initial issue of report	Aug. 29, 2023



SUMMARY OF TEST RESULT

Report Section	FCC Rule	Description	Limit for U-NII-1/2A/2C	Limit for U-NII-3	Result	Remark
3.1	2.1049 & 15.403(i)	6dB, 26dB & 99% Bandwidth	-	6dB Bandwidth > 500kHz	Pass	-
3.2	15.407(a)	Maximum Conducted Output Power	≤ 24 dBm	≤ 30 dBm	Pass	-
3.3	15.407(a)	Power Spectral Density	≤ 11 dBm/MHz	≤ 30 dBm/500kHz	Pass	-
3.4	15.407(b)	Unwanted Emissions	15.407(b) & 15.209(a)	15.407(b)(4)(i) & 15.209(a)	Pass	Under limit 6.42 dB at 5149.99 MHz
3.5	15.207	AC Conducted Emission	15.207(a)	15.207(a)	Pass	Under limit 10.11 dB at 0.15 MHz
3.6	15.203 & 15.407(a)	Antenna Requirement	15.203 & 15.407(a)	15.203 & 15.407(a)	Pass	-

Conformity Assessment Condition:

- The test results (PASS/FAIL) with all measurement uncertainty excluded are presented against the regulation limits or in accordance with the requirements stipulated by the applicant/manufacturer who shall bear all the risks of non-compliance that may potentially occur if measurement uncertainty is taken into account.
- The measurement uncertainty please refer to each test result in the section "Measurement Uncertainty"

Disclaimer:

The product specifications of the EUT presented in the test report that may affect the test assessments are declared by the manufacturer who shall take full responsibility for the authenticity.



1 General Description

1.1 Applicant

vivo Mobile Communication Co., Ltd.
No.1, vivo Road, Chang'an, Dongguan, Guangdong, China

1.2 Manufacturer

vivo Mobile Communication Co., Ltd.
No.1, vivo Road, Chang'an, Dongguan, Guangdong, China

1.3 Product Feature of Equipment Under Test

Product Feature	
Equipment	Mobile Phone
Brand Name	vivo
Model Name	V2310
FCC ID	2AUCY-V2310
IMEI Code	Conducted: 864799062003985/864799062003993 Conduction: 864799062004645/864799062004652 Radiation: 864799062003589/864799062003597
HW Version	MP_0.1
SW Version	PD2317F_EX_A_13.0.4.3.W30

Remark: The above EUT's information was declared by manufacturer. Please refer to the specifications or user's manual for more detailed description.

1.4 Product Specification of Equipment Under Test

Standards-related Product Specification	
Tx/Rx Frequency Range	5180 MHz ~ 5240 MHz 5260 MHz ~ 5320 MHz 5500 MHz ~ 5720 MHz 5745 MHz ~ 5825 MHz
Maximum Output Power to Antenna	<5180 MHz ~ 5240 MHz> 802.11a : 18.23 dBm / 0.0665 W 802.11n HT20 : 17.19 dBm / 0.0524 W 802.11n HT40 : 17.20 dBm / 0.0525 W 802.11ac VHT80: 11.61 dBm / 0.0145 W <5260 MHz ~ 5320 MHz> 802.11a : 18.31 dBm / 0.0678 W 802.11n HT20 : 17.20 dBm / 0.0525 W 802.11n HT40 : 17.31 dBm / 0.0538 W 802.11ac VHT80: 10.81 dBm / 0.0121 W <5500 MHz ~ 5720 MHz > 802.11a : 16.51 dBm / 0.0448 W 802.11n HT20 : 16.16 dBm / 0.0413 W



	802.11n HT40 : 16.39 dBm / 0.04336W 802.11ac VHT80: 10.42 dBm / 0.0110 W <5745 MHz ~ 5825 MHz> 802.11a : 16.55 dBm / 0.0452 W 802.11n HT20 : 16.49 dBm / 0.0446 W 802.11n HT40 : 16.59 dBm / 0.0456 W 802.11ac VHT80: 14.25 dBm / 0.0266 W
99% Occupied Bandwidth	<5180 MHz ~ 5240 MHz> 802.11a : 17.132 MHz 802.11n HT20 : 17.932 MHz 802.11n HT40 : 36.364 MHz 802.11ac VHT80 : 75.164 MHz <5260 MHz ~ 5320 MHz> 802.11a : 17.032 MHz 802.11n HT20 : 17.932 MHz 802.11n HT40 : 36.363 MHz 802.11ac VHT80 : 75.284 MHz <5500 MHz ~ 5720 MHz> 802.11a : 17.132 MHz 802.11n HT20 : 17.982 MHz 802.11n HT40 : 36.463 MHz 802.11ac VHT80 : 75.164 MHz <5745 MHz ~ 5825 MHz> 802.11a : 17.132 MHz 802.11n HT20 : 17.932 MHz 802.11n HT40 : 36.460 MHz 802.11ac VHT80 : 75.044 MHz
Antenna Type / Gain	<5180 MHz ~ 5240 MHz> : PIFA Antenna with gain -0.50 dBi <5260 MHz ~ 5320 MHz> : PIFA Antenna with gain -2.50 dBi <5500 MHz ~ 5720 MHz> : PIFA Antenna with gain -2.50 dBi <5745 MHz ~ 5825 MHz> : PIFA Antenna with gain -3.00 dBi
Type of Modulation	802.11a/n : OFDM (BPSK / QPSK / 16QAM / 64QAM) 802.11ac : OFDM (BPSK / QPSK / 16QAM / 64QAM / 256QAM)

Note: For 802.11n HT20 / ac VHT20 and 802.11n HT40 / ac VHT40 mode, the whole testing has assessed only 802.11n HT20/ HT40 by referring to their higher conducted power.

1.5 Modification of EUT

No modifications are made to the EUT during all test items.



1.6 Testing Location

Sporton International Inc. (ShenZhen) is accredited to ISO/IEC 17025:2017 by American Association for Laboratory Accreditation with Certificate Number 5145.01.

Test Firm	Sporton International Inc. (ShenZhen)		
Test Site Location	1/F, 2/F, Bldg 5, Shiling Industrial Zone, Xinwei Village, Xili, Nanshan, Shenzhen, 518055 People’s Republic of China TEL: +86-755-86379589 FAX: +86-755-86379595		
Test Site No.	Sporton Site No.	FCC Designation No.	FCC Test Firm Registration No.
	CO01-SZ TH01-SZ	CN1256	421272

Test Firm	Sporton International Inc. (ShenZhen)		
Test Site Location	101, 1st Floor, Block B, Building 1, No. 2, Tengfeng 4th Road, Fenghuang Community, Fuyong Street, Baoan District, Shenzhen City, Guangdong Province 518103 People’s Republic of China TEL: +86-755-86066985		
Test Site No.	Sporton Site No.	FCC Designation No.	FCC Test Firm Registration No.
	03CH01-SZ	CN1256	421272

1.7 Test Software

Item	Site	Manufacturer	Name	Version
1.	03CH01-SZ	AUDIX	E3	6.2009-8-24
2.	CO01-SZ	AUDIX	E3	6.120613b

1.8 Applicable Standards

According to the specifications of the manufacturer, the EUT must comply with the requirements of the following standards:

- 47 CFR Part 15 Subpart E
- FCC KDB 789033 D02 General UNII Test Procedures New Rules v02r01.
- ANSI C63.10-2013

Remark:

1. All test items were verified and recorded according to the standards and without any deviation during the test.
2. This EUT has also been tested and complied with the requirements of FCC Part 15, Subpart B, recorded in a separate test report.



2 Test Configuration of Equipment Under Test

- a. The EUT has been associated with peripherals and configuration operated in a manner tended to maximize its emission characteristics in a typical application. Frequency range investigated: conduction emission (150 kHz to 30 MHz), radiation emission (9 kHz to the 10th harmonic of the highest fundamental frequency or to 40 GHz, whichever is lower). For radiated measurement, pre-scanned in three orthogonal panels, X, Y, Z. The worst cases (Y plane) were recorded in this report.
- b. AC power line Conducted Emission was tested under maximum output power.

2.1 Carrier Frequency and Channel

Frequency Band	Channel	Freq. (MHz)	Channel	Freq. (MHz)
5180-5240 MHz U-NII-1	36	5180	44	5220
	38*	5190	46*	5230
	40	5200	48	5240
	42 [#]	5210		

Frequency Band	Channel	Freq. (MHz)	Channel	Freq. (MHz)
5260-5320 MHz U-NII-2A	52	5260	60	5300
	54*	5270	62*	5310
	56	5280	64	5320
	58 [#]	5290		

Frequency Band	Channel	Freq. (MHz)	Channel	Freq. (MHz)
5500-5720MHz U-NII-2C	100	5500	112	5560
	102*	5510	116	5580
	104	5520	132	5660
	106 [#]	5530	134*	5670
	108	5540	136	5680
	110*	5550	140	5700

Frequency Band	Channel	Freq. (MHz)	Channel	Freq. (MHz)
5745-5825 MHz U-NII-3	149	5745	157	5785
	151*	5755	159*	5795
	153	5765	161	5805
	155 [#]	5775	165	5825



Frequency Band	Channel	Freq. (MHz)	Channel	Freq. (MHz)
TDWR Channel	118*	5590	124	5620
	120	5600	126*	5630
	122#	5610	128	5640

Frequency Band	Channel	Freq. (MHz)	Channel	Freq. (MHz)
Straddle Channel	138#	5690	144	5720
	142*	5710		

Note:

1. The above Frequency and Channel in "*" were 802.11n HT40 and 802.11ac VHT40.
2. The above Frequency and Channel in "#" were 802.11ac VHT80.



2.2 Test Mode

Final test modes are considering the modulation and worse data rates as below table.

Modulation	Data Rate
802.11a	6 Mbps
802.11n HT20 cover VHT20	MCS0
802.11n HT40 cover VHT40	MCS0
802.11ac VHT80	MCS0

AC Conducted Emission	Mode 1 : GSM 850 Idle + Bluetooth Link + WLAN Link(5G) + USB Cable (Charging from Adapter1) + Battery 1 + Earphone
Remark: For Radiated Test Cases, The tests were performance with Adapter 1, Battery 1, Earphone, USB Cable.	

RSE Co-location
802.11n HT40 CH38 TX + LTE Band13 Link

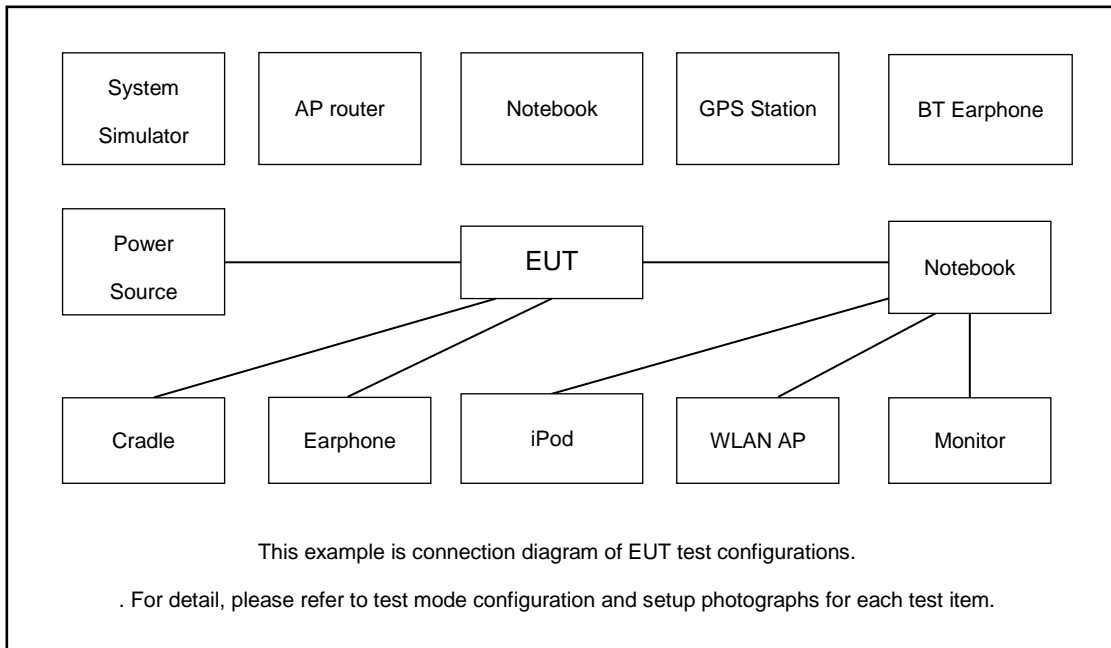
Ch. #		U-NII-1	U-NII-2A	U-NII-2C	U-NII-3
		802.11a	802.11a	802.11a	802.11a
L	Low	36	52	100	149
M	Middle	44	60	116	157
H	High	48	64	140	165
Straddle		-	-	144	-

Ch. #		U-NII-1	U-NII-2A	U-NII-2C	U-NII-3
		802.11n HT20	802.11n HT20	802.11n HT20	802.11n HT20
L	Low	36	52	100	149
M	Middle	44	60	116	157
H	High	48	64	140	165
Straddle		-	-	144	-

Ch. #		U-NII-1	U-NII-2A	U-NII-2C	U-NII-3
		802.11n HT40	802.11n HT40	802.11n HT40	802.11n HT40
L	Low	38	54	102	151
M	Middle	-	-	110	-
H	High	46	62	134	159
Straddle		-	-	142	-

Ch. #		U-NII-1	U-NII-2A	U-NII-2C	U-NII-3
		802.11ac VHT80	802.11ac VHT80	802.11ac VHT80	802.11ac VHT80
L	Low	-	-	106	-
M	Middle	42	58	-	155
H	High	-	-	122	-
Straddle		-	-	138	-

2.3 Connection Diagram of Test System



2.4 Support Unit used in test configuration and system

Item	Equipment	Trade Name	Model Name	FCC ID	Data Cable	Power Cord
1.	Base Station	Anritsu	MT8820C	N/A	N/A	Unshielded,1.8m
2.	WLAN AP	Dlink	DIR-820L	KA2IR820LA1	N/A	Unshielded,1.8m
3.	Earphone	apple	DCAY1V-A900FZJW3-000	N/A	N/A	N/A
4.	Bluetooth Earphone	Samsung	EO-MG900	PYAHS-107W	N/A	N/A

2.5 EUT Operation Test Setup

For WLAN RF test items, an engineering test program was provided and enabled to make EUT continuously transmit.

For AC power line conducted emissions, the EUT was set to connect with the WLAN AP under large package sizes transmission.

2.6 Measurement Results Explanation Example

For all conducted test items:

The offset level is set in the spectrum analyzer to compensate the RF cable loss and attenuator factor between EUT conducted output port and spectrum analyzer. With the offset compensation, the spectrum analyzer reading level is exactly the EUT RF output level.

Example :

The spectrum analyzer offset is derived from RF cable loss and attenuator factor.

Offset = RF cable loss + attenuator factor.

Following shows an offset computation example with cable loss 2.80 dB and 10dB attenuator.

$$\begin{aligned}
 \text{Offset(dB)} &= \text{RF cable loss(dB)} + \text{attenuator factor(dB)}. \\
 &= 2.80 + 10 = 12.80 \text{ (dB)}
 \end{aligned}$$



3 Test Result

3.1 6dB and 26dB and 99% Occupied Bandwidth Measurement

3.1.1 Description of 6dB and 26dB and 99% Occupied Bandwidth

The minimum 6 dB bandwidth shall be at least 500 kHz.

26dB and 99% Occupied bandwidth are reporting only.

3.1.2 Measuring Instruments

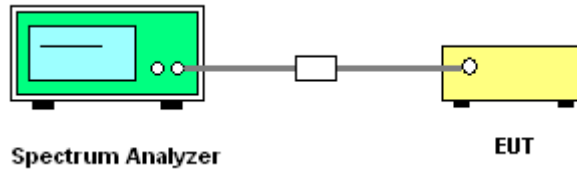
The measuring equipment is listed in the section 4 of this test report.

3.1.3 Test Procedures

- The testing follows FCC KDB 789033 D02 General UNII Test Procedures New Rules v02r01.

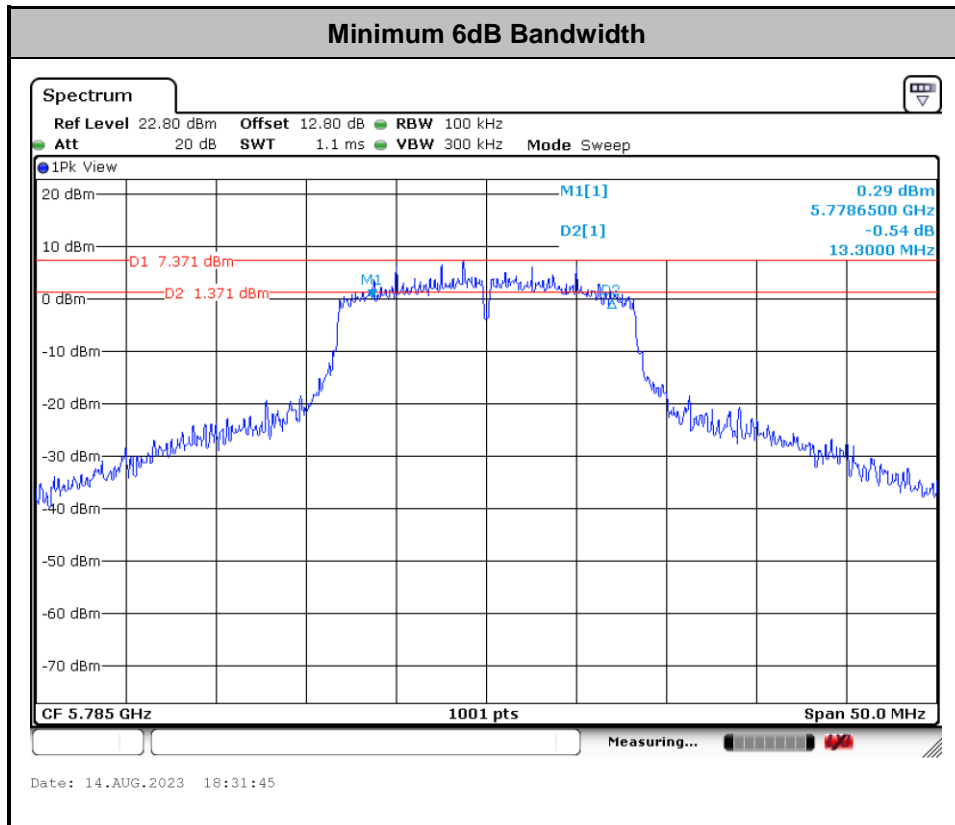
<input checked="" type="checkbox"/>	Section C) Bandwidth Measurement 1. Emission Bandwidth (EBW) and 99% OBW
	<ol style="list-style-type: none"> Set RBW = approximately 1% of the emission bandwidth. Set the VBW > RBW. Detector = Peak. Trace mode = max hold Measure the maximum width of the emission that is 26 dB down from the peak of the emission. Compare this with the RBW setting of the analyzer. Readjust RBW and repeat measurement as needed until the RBW/EBW ratio is approximately 1%. For 99% Bandwidth Measurement, the spectrum analyzer's resolution bandwidth (RBW) is set to 1%~5% of the OBW and set the Video bandwidth (VBW) ≥ 3 * RBW. Measure and record the results in the test report.
<input checked="" type="checkbox"/>	Section C) Bandwidth Measurement 2. Minimum Emission Bandwidth for the band 5.725 - 5.85 GHz
	<ol style="list-style-type: none"> Set RBW = 100kHz. Set the VBW ≥ 3 x RBW. Detector = Peak. Trace mode = max hold Measure the maximum width of the emission that is 6 dB down from the peak of the emission. Measure and record the results in the test report.

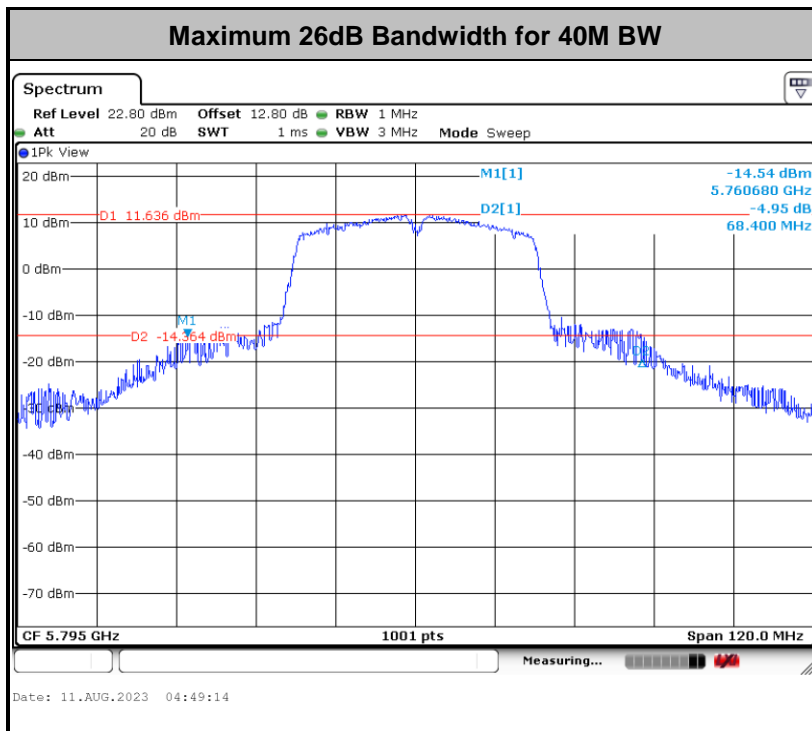
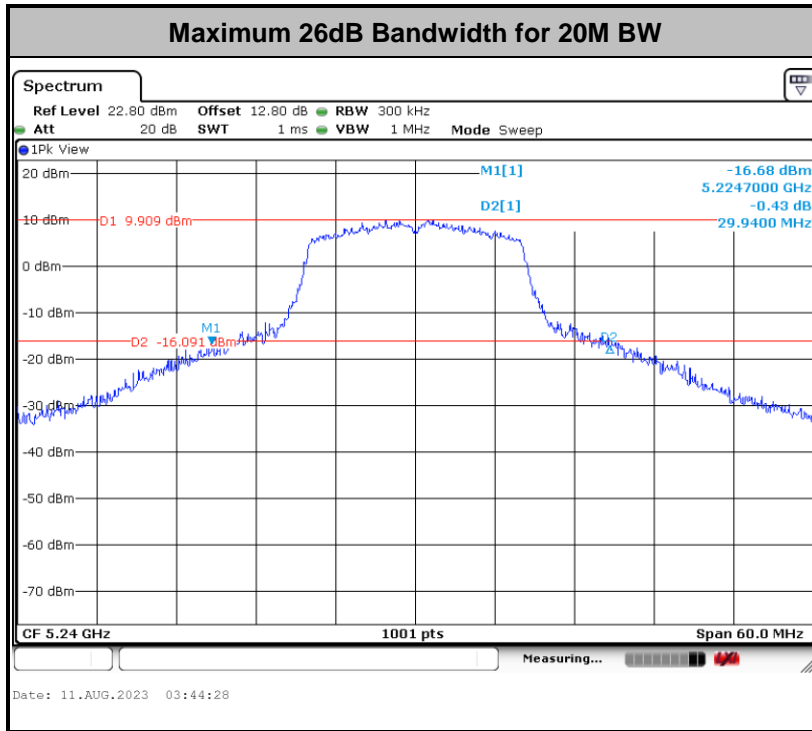
3.1.4 Test Setup

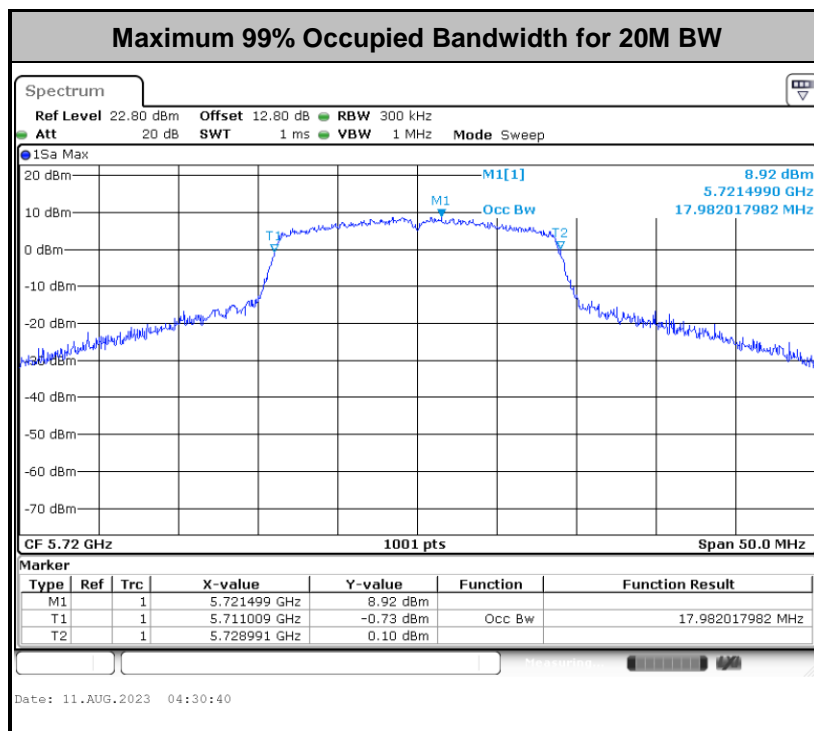
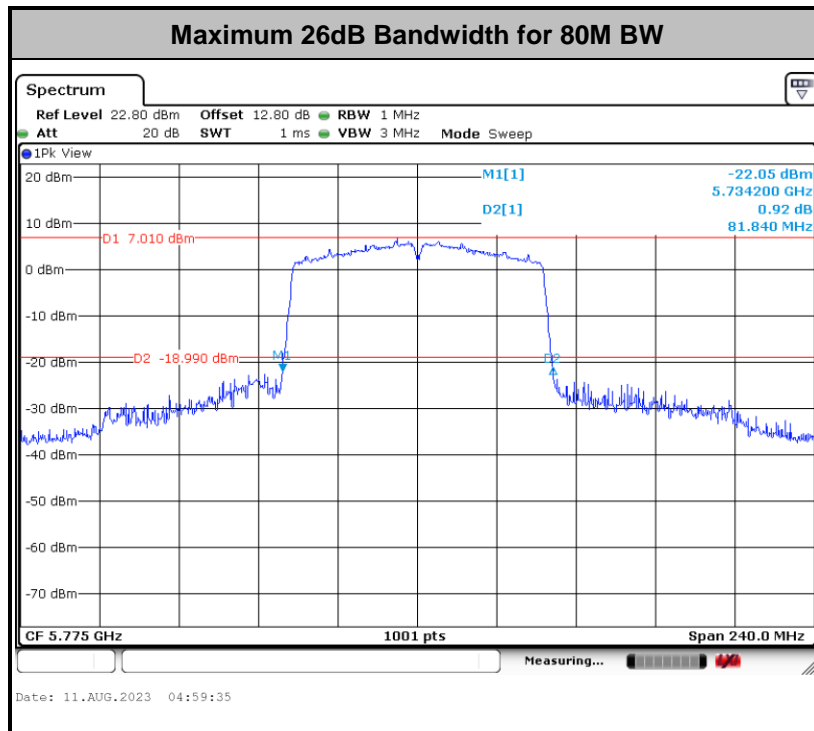


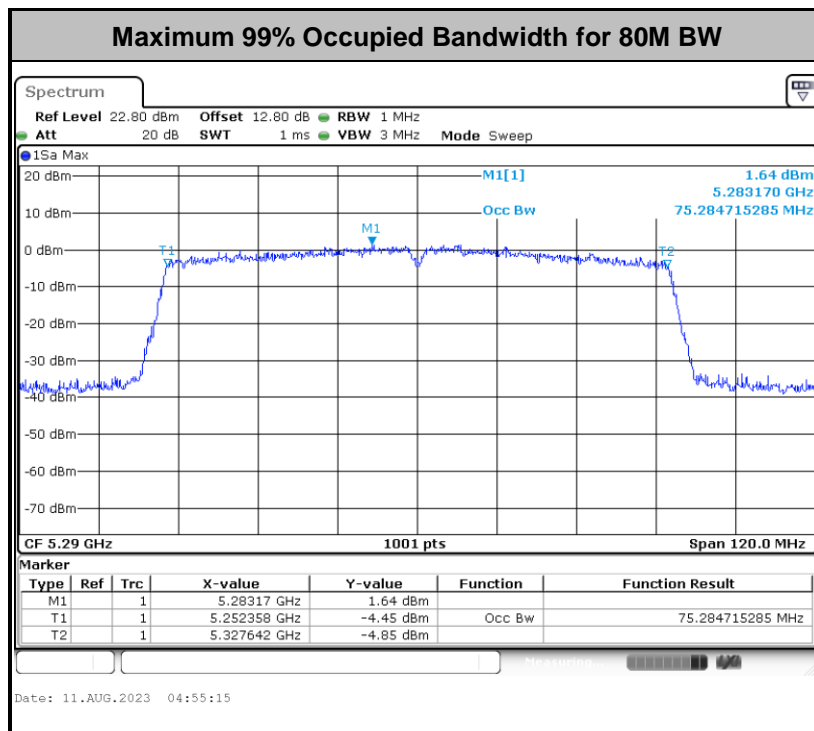
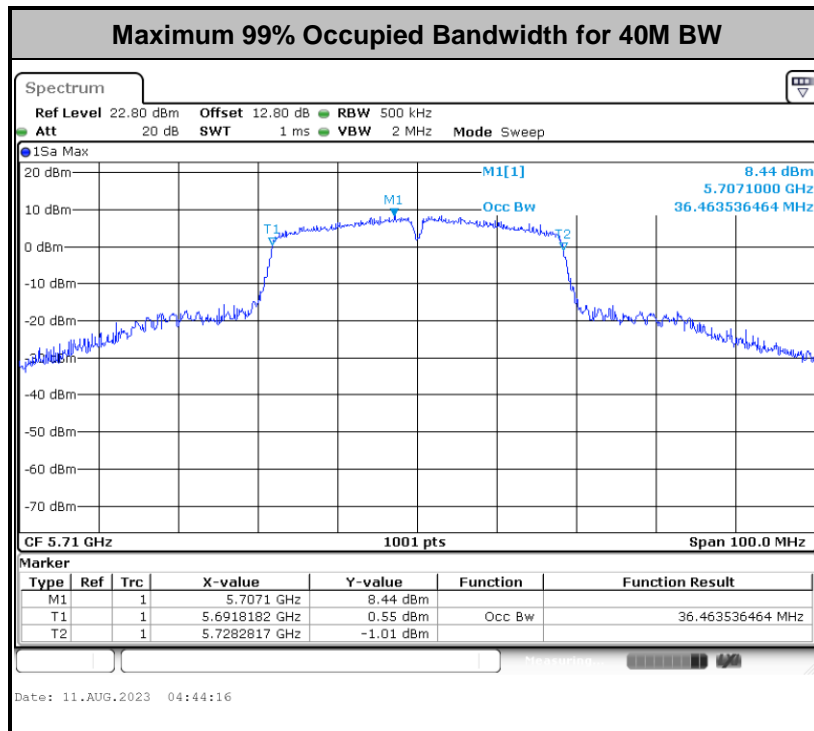
3.1.5 Test Result of 6dB Bandwidth

Please refer to Appendix A.









Note: The occupied channel bandwidth is maintained within the band of operation for all of the modulations.



3.2 Maximum Conducted Output Power Measurement

3.2.1 Limit of Maximum Conducted Output Power

<FCC 14-30 CFR 15.407>

For mobile and portable client devices in the 5.15–5.25 GHz band, the maximum conducted output power over the frequency band of operation shall not exceed 250 mW.

For the 5.25–5.725 GHz bands, the maximum conducted output power over the frequency bands of operation shall not exceed the lesser of 250 mW or $11 \text{ dBm} + 10 \log B$, where B is the 26 dB emission bandwidth in megahertz.

For the band 5.725–5.85 GHz, the maximum conducted output power over the frequency band of operation shall not exceed 1 W.

For Straddle Channel, According to KDB 789033 D02 General UNII Test Procedures New Rules v02r01, If the power and PSD of the devices are uniform and comply with the lower limits specified for the U-NII-2 bands, a single measurement over the entire emission bandwidth can be performed to show compliance.

If transmitting antennas of directional gain greater than 6 dBi are used, the peak output power shall be reduced by the amount in dB that the directional gain of the antenna exceeds 6 dBi.

Note that U-NII-2 band, devices with a maximum e.i.r.p. greater than 500 mW shall implement TPC in order to have the capability to operate at least 6 dB below the maximum permitted e.i.r.p. of 1 W.

3.2.2 Measuring Instruments

The measuring equipment is listed in the section 4 of this test report.

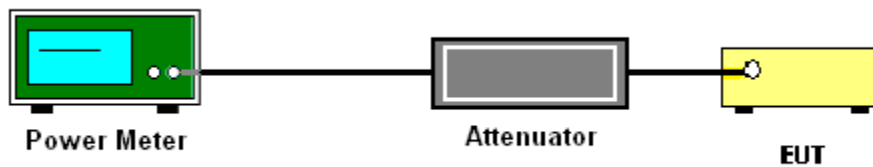
3.2.3 Test Procedures

The testing follows Method PM of FCC KDB 789033 D02 General UNII Test Procedures New Rules v02r01.

Method PM (Measurement using an RF average power meter):

1. Measurement is performed using a wideband RF power meter.
2. The EUT is configured to transmit continuously with a consistent duty cycle at its maximum power control level.
3. Measure the average power of the transmitter, and the average power is corrected with duty factor, $10 \log(1/x)$, where x is the duty cycle.
4. For MIMO mode, the measure-and-sum technique should be used for measuring the in-band transmit power of a device.

3.2.4 Test Setup



3.2.5 Test Result of Maximum Conducted Output Power

Please refer to Appendix A.



3.3 Power Spectral Density Measurement

3.3.1 Limit of Power Spectral Density

<FCC 14-30 CFR 15.407>

For mobile and portable client devices in the 5.15–5.25 GHz band, the maximum power spectral density shall not exceed 11dBm in any 1 megahertz band.

For the 5.25–5.725 GHz bands, the maximum power spectral density shall not exceed 11 dBm in any 1 megahertz band.

For the band 5.725–5.85 GHz, the maximum power spectral density shall not exceed 30 dBm in any 500-kHz band.

For Straddle Channel, According to KDB 789033 D02 General UNII Test Procedures New Rules v02r01, If the power and PSD of the devices are uniform and comply with the lower limits specified for the U-NII-2 bands, a single measurement over the entire emission bandwidth can be performed to show compliance.

If transmitting antennas of directional gain greater than 6 dBi are used, the peak output power shall be reduced by the amount in dB that the directional gain of the antenna exceeds 6 dBi.

3.3.2 Measuring Instruments

The measuring equipment is listed in the section 4 of this test report.



3.3.3 Test Procedures

The testing follows FCC KDB 789033 D02 General UNII Test Procedures New Rules v01r04.

Section F) Maximum power spectral density.

For devices operating in the bands 5.15 - 5.25 GHz, 5.25 - 5.35 GHz, and 5.47 - 5.725 GHz

Method SA-2

(trace averaging across on and off times of the EUT transmissions, followed by duty cycle correction).

- Measure the duty cycle.
- Set span to encompass the entire emission bandwidth (EBW) of the signal.
- Set RBW = 1 MHz.
- Set VBW \geq 3 MHz.
- Number of points in sweep \geq 2 Span / RBW.
- Sweep time = auto.
- Detector = RMS
- Trace average at least 100 traces in power averaging mode.
- Add $10 \log(1/x)$, where x is the duty cycle, to the measured power in order to compute the average power during the actual transmission times. For example, add $10 \log(1/0.25) = 6$ dB if the duty cycle is 25 percent.

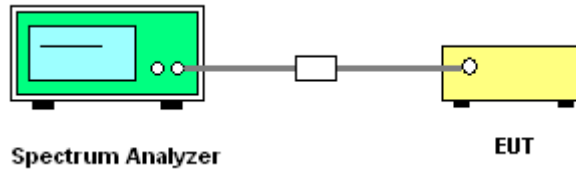
For devices operating in the band 5.725 - 5.85 GHz

Method SA-2

(trace averaging across on and off times of the EUT transmissions, followed by duty cycle correction).

- Measure the duty cycle.
 - Set span to encompass the entire emission bandwidth (EBW) of the signal.
 - Set RBW = 500KHz (or 300 kHz if the SA can't set RBW=500KHz).
 - Set VBW \geq 1 MHz.
 - Number of points in sweep \geq 2 Span / RBW.
 - Sweep time = auto.
 - Detector = RMS
 - Trace average at least 100 traces in power averaging mode.
 - If the SA can't set RBW=500KHz, then add $10 \log(500\text{kHz}/\text{RBW})$ to the test result.
 - Add $10 \log(1/x)$, where x is the duty cycle, to the measured power in order to compute the average power during the actual transmission times. For example, add $10 \log(1/0.25) = 6$ dB if the duty cycle is 25 percent.
1. The RF output of EUT was connected to the spectrum analyzer by a low loss cable.
 2. Each plot has already offset with cable loss, and attenuator loss. Measure the PPSD and record it.

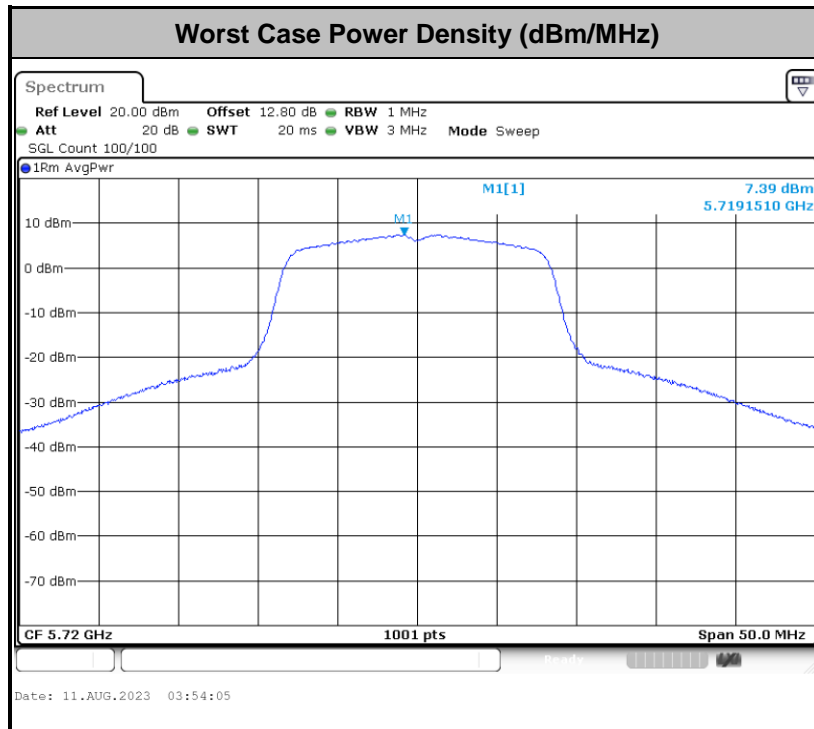
3.3.4 Test Setup



3.3.5 Test Result of Power Spectral Density

Please refer to Appendix A.

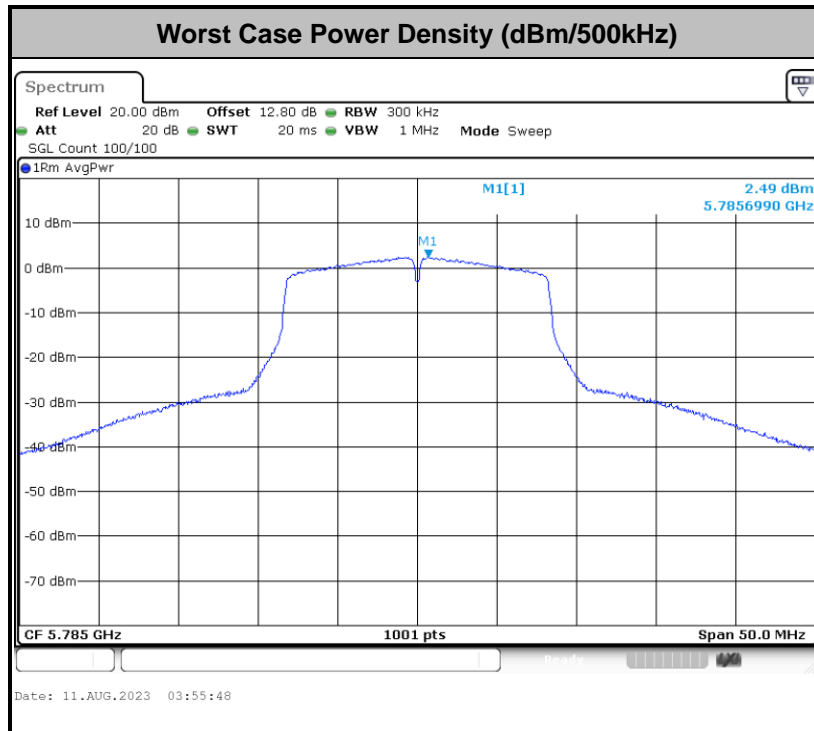
For devices operating in the bands 5.15 - 5.25 GHz, 5.25 - 5.35 GHz, and 5.47 - 5.725 GHz



Note: Average Power Density (dB) = Measured value+ Duty Factor



For devices operating in the bands 5.725 - 5.85 GHz



Note: Average Power Density (dB) = Measured value + Duty Factor + RBW factor



3.4 Unwanted Emissions Measurement

This section as specified in FCC Part 15.407(b) is to measure unwanted emissions through radiated measurement for band edge spurious emissions and out of band emissions measurement. The unwanted emissions shall comply with 15.407(b)(1) to (6), and restricted bands per FCC Part 15.205.

3.4.1 Limit of Unwanted Emissions

- (1) For transmitters operating in the 5150-5250 MHz band: all emissions outside of the 5150-5350 MHz band shall not exceed an EIRP of -27 dBm/MHz.

For transmitters operating in the 5250-5350 MHz band: all emissions outside of the 5150-5350 MHz band shall not exceed an EIRP of -27 dBm/MHz. Devices operating in the 5250-5350 MHz band that generate emissions in the 5150-5250 MHz band must meet all applicable technical requirements for operation in the 5150-5250 MHz band (including indoor use) or alternatively meet an out-of-band emission EIRP limit of -27 dBm/MHz in the 5150-5250 MHz band.

For transmitters operating in the 5470-5600 MHz and 5650-5725 MHz band: all emissions outside of the 5470-5600 MHz and 5650-5725 MHz band shall not exceed an EIRP of -27 dBm/MHz.

- (2) For transmitters operating in the 5.725-5.85 GHz band:
- 15.407(b)(4)(i) All emissions shall be limited to a level of -27 dBm/MHz at 75 MHz or more above or below the band edge increasing linearly to 10 dBm/MHz at 25 MHz above or below the band edge, and from 25 MHz above or below the band edge increasing linearly to a level of 15.6 dBm/MHz at 5 MHz above or below the band edge, and from 5 MHz above or below the band edge increasing linearly to a level of 27 dBm/MHz at the band edge.



(3) Unwanted spurious emissions fallen in restricted bands shall comply with the general field strength limits as below table,

Frequency (MHz)	Field Strength (microvolts/meter)	Measurement Distance (meters)
0.009 – 0.490	2400/F(kHz)	300
0.490 – 1.705	24000/F(kHz)	30
1.705 – 30.0	30	30
30 – 88	100	3
88 – 216	150	3
216 - 960	200	3
Above 960	500	3

(4) EIRP (dBm)	Field Strength at 3m (dBµV/m)
- 27	68.2

Note: The following formula is used to convert the EIRP to field strength.

$$EIRP = E_{Meas} + 20\log (d_{Meas}) - 104.7$$

where

EIRP is the equivalent isotropically radiated power, in dBm

E_{Meas} is the field strength of the emission at the measurement distance, in dBµV/m

d_{Meas} is the measurement distance, in m

3.4.2 Measuring Instruments

The measuring equipment is listed in the section 4 of this test report.

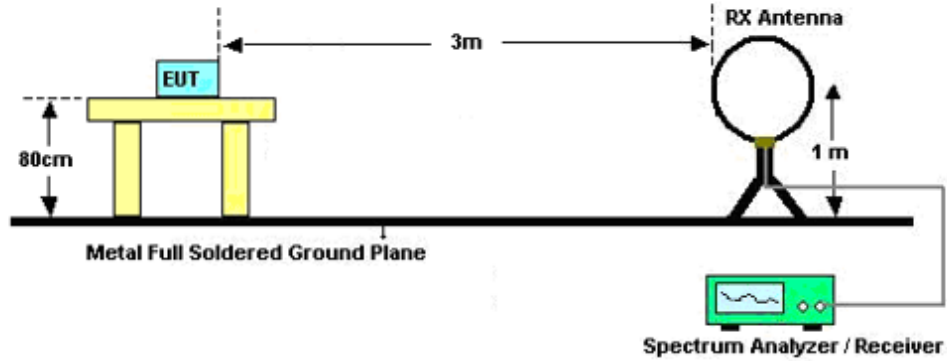


3.4.3 Test Procedures

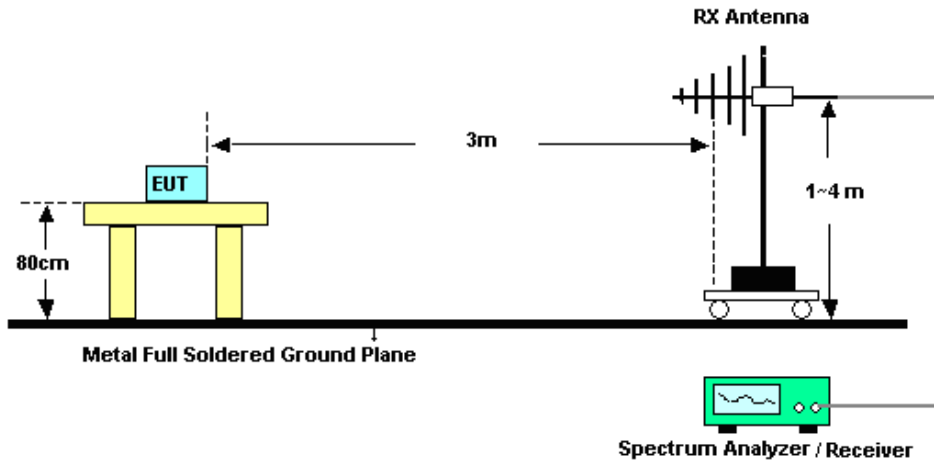
1. The testing follows FCC KDB 789033 D02 General UNII Test Procedures New Rules v01r04. Section G) Unwanted emissions measurement.
 - (1) Procedure for Unwanted Emissions Measurements Below 1000MHz
 - RBW = 120 kHz
 - VBW = 300 kHz
 - Detector = Peak
 - Trace mode = max hold
 - (2) Procedure for Peak Unwanted Emissions Measurements Above 1000 MHz
 - RBW = 1 MHz
 - VBW \geq 3 MHz
 - Detector = Peak
 - Sweep time = auto
 - Trace mode = max hold
 - (3) Procedures for Average Unwanted Emissions Measurements Above 1000MHz
 - RBW = 1 MHz
 - VBW = 10 Hz, when duty cycle is no less than 98 percent.
 - VBW \geq 1/T, when duty cycle is less than 98 percent where T is the minimum transmission duration over which the transmitter is on.
2. The EUT was placed on a turntable with 0.8 meter for frequency below 1GHz and 1.5 meter for frequency above 1GHz respectively above ground.
3. The EUT was set 3 meters from the interference receiving antenna which was mounted on the top of a variable height antenna tower.
4. The antenna is a broadband antenna and its height is adjusted between one meter and four meters above ground to find the maximum value of the field strength for both horizontal polarization and vertical polarization of the antenna.
5. For each suspected emission, the EUT was arranged to its worst case and then adjust the antenna tower (from 1 m to 4 m) and turntable (from 0 degree to 360 degrees) to find the maximum reading.
6. For testing below 1GHz, if the emission level of the EUT in peak mode was 3 dB lower than the limit specified, then peak values of EUT will be reported, otherwise, the emissions will be repeated one by one using the CISPR quasi-peak method and reported.
7. For testing above 1GHz, the emission level of the EUT in peak mode was 20dB lower than average limit (that means the emission level in average mode also complies with the limit in average mode), then peak values of EUT will be reported, otherwise, the emissions will be measured in average mode again and reported.

3.4.4 Test Setup

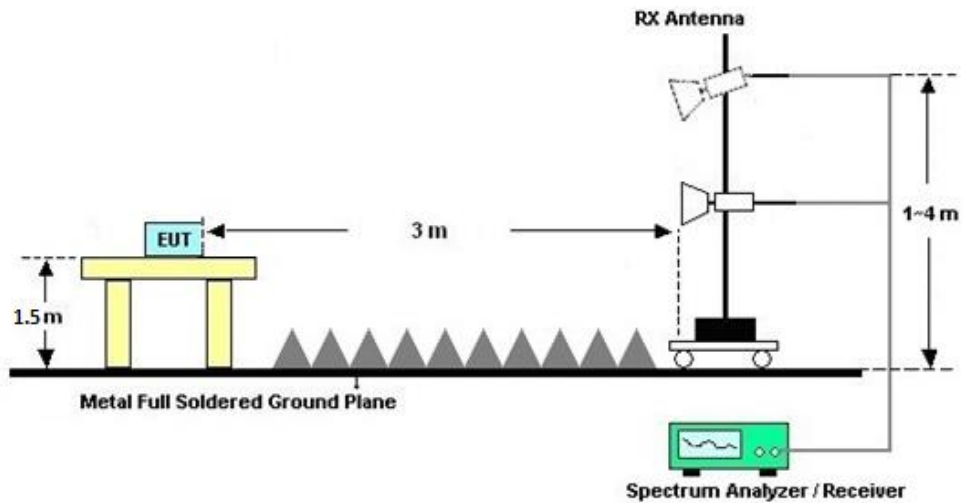
For radiated emissions below 30MHz



For radiated emissions from 30MHz to 1GHz



For radiated emissions above 1GHz





3.4.5 Test Results of Radiated Spurious Emissions (9 kHz ~ 30 MHz)

The low frequency, which started from 9 kHz to 30MHz, was pre-scanned and the result which was 20dB lower than the limit line was not reported.

There is a comparison data of both open-field test site and semi-Anechoic chamber, and the result came out very similar.

3.4.6 Test Result of Radiated Spurious at Band Edges

Please refer to Appendix C.

3.4.7 Duty Cycle

Please refer to Appendix D.

3.4.8 Test Result of Radiated Spurious Emissions (30MHz ~ 10th Harmonic)

Please refer to Appendix C.



3.5 AC Conducted Emission Measurement

3.5.1 Limit of AC Conducted Emission

For equipment that is designed to be connected to the public utility (AC) power line, the radio frequency voltage that is conducted back onto the AC power line on any frequency or frequencies within the band 150 kHz to 30 MHz shall not exceed the limits in the following table.

Frequency of emission (MHz)	Conducted limit (dBµV)	
	Quasi-peak	Average
0.15-0.5	66 to 56*	56 to 46*
0.5-5	56	46
5-30	60	50

*Decreases with the logarithm of the frequency.

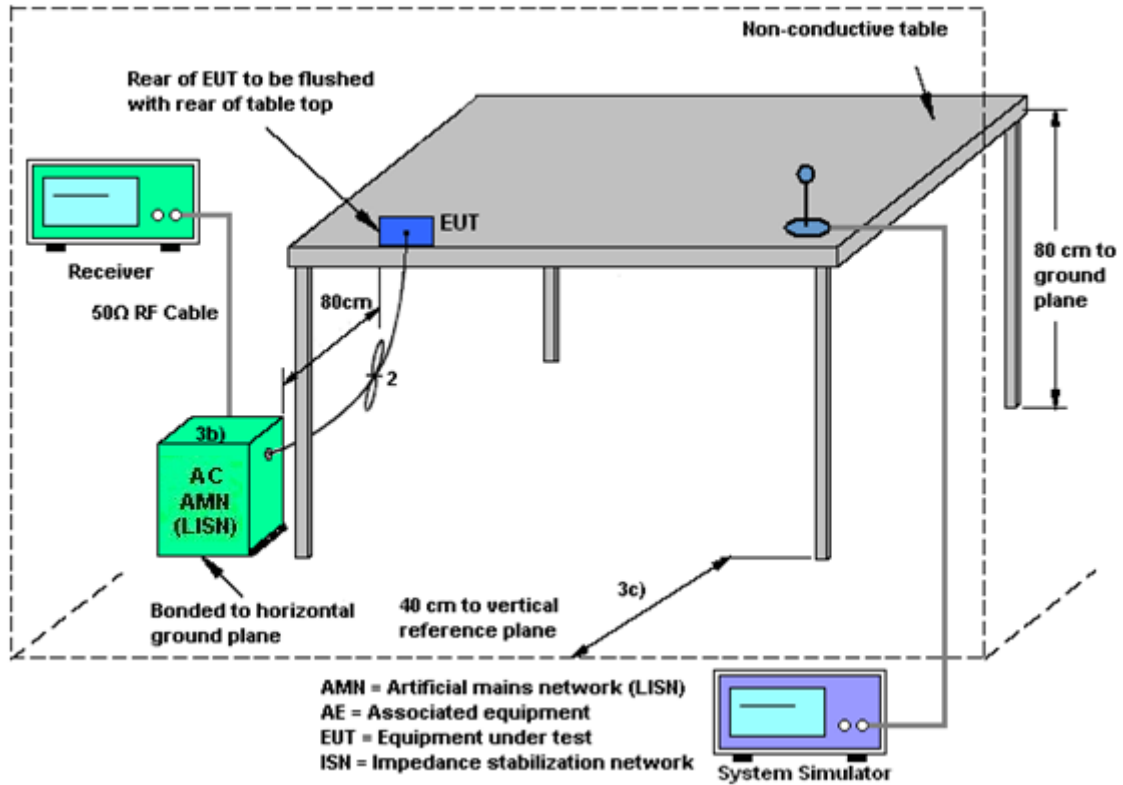
3.5.2 Measuring Instruments

The measuring equipment is listed in the section 4 of this test report.

3.5.3 Test Procedures

1. The EUT was placed 0.4 meter from the conducting wall of the shielding room was kept at least 80 centimeters from any other grounded conducting surface.
2. Connect EUT to the power mains through a line impedance stabilization network (LISN).
3. All the support units are connecting to the other LISN.
4. The LISN provides 50 ohm coupling impedance for the measuring instrument.
5. The FCC states that a 50 ohm, 50 microhenry LISN should be used.
6. Both sides of AC line were checked for maximum conducted interference.
7. The frequency range from 150 kHz to 30 MHz was searched.
8. Set the test-receiver system to Peak Detect Function and specified bandwidth with Maximum Hold Mode.

3.5.4 Test Setup



3.5.5 Test Result of AC Conducted Emission

Please refer to Appendix B.



3.6 Antenna Requirements

3.6.1 Standard Applicable

According to FCC 47 CFR Section 15.407(a)(1)(2), if transmitting antenna directional gain is greater than 6 dBi, both the peak transmit power and the peak power spectral density shall be reduced by the amount in dB that the directional gain of the antenna exceeds 6 dBi.

3.6.2 Antenna Anti-Replacement Construction

An embedded-in antenna design is used.

3.6.3 Antenna Gain

The antenna peak gain of EUT is less than 6 dBi. Therefore, it is not necessary to reduce maximum peak output power limit.



4 List of Measuring Equipment

Instrument	Manufacturer	Model No.	Serial No.	Characteristics	Calibration Date	Test Date	Due Date	Remark
Spectrum Analyzer	R&S	FSV40	101078	10Hz~40GHz	Apr. 06, 2023	Aug. 04, 2023 ~Aug. 15, 2023	Apr. 05, 2024	Conducted (TH01-SZ)
Pulse Power Sensor	Anritsu	MA2411B	1339473	30MHz~40GHz	Dec. 27, 2022	Aug. 04, 2023 ~Aug. 15, 2023	Dec. 26, 2023	Conducted (TH01-SZ)
Power Meter	Anritsu	ML2495A	1542004	50MHz Bandwidth	Dec. 27, 2022	Aug. 04, 2023 ~Aug. 15, 2023	Dec. 26, 2023	Conducted (TH01-SZ)
EMI Test Receiver&SA	Agilent	N9038A	MY52260185	20Hz~26.5GHz	Dec. 26, 2022	Aug. 04, 2023 ~Aug. 21 2023	Dec. 25, 2023	Radiation (03CH01-SZ)
EXA Spectrum Analyzer	KEYSIGHT	N9010A	MY55150213	10Hz~44GHz	Jul. 07, 2023	Aug. 04, 2023 ~Aug. 21 2023	Jul. 06, 2024	Radiation (03CH01-SZ)
Loop Antenna	R&S	HFH2-Z2	100354	9kHz~30MHz	Jul. 28, 2022	Aug. 04, 2023 ~Aug. 21 2023	Jul. 27, 2024	Radiation (03CH01-SZ)
Bilog Antenna	TeseQ	CBL6112D	35407	30MHz~2GHz	Sep. 28, 2021	Aug. 04, 2023 ~Aug. 21 2023	Sep. 27, 2023	Radiation (03CH01-SZ)
Double Ridge Horn Antenna	ETS-Lindgren	3117	00119436	1GHz~18GHz	Jul. 08, 2023	Aug. 04, 2023 ~Aug. 21 2023	Jul. 07, 2024	Radiation (03CH01-SZ)
SHF-EHF Horn	com-power	AH-840	101071	18Ghz~40GHz	Apr. 08,2023	Aug. 04, 2023 ~Aug. 21 2023	Apr. 07,2024	Radiation (03CH01-SZ)
LF Amplifier	Burgeon	BPA-530	102209	0.01~3000Mhz	Apr. 04, 2023	Aug. 04, 2023 ~Aug. 21 2023	Apr. 03,2024	Radiation (03CH01-SZ)
HF Amplifier	MITEQ	AMF-7D-0010 1800-30-10P-R	1943528	1GHz~18GHz	Oct. 19,2022	Aug. 04, 2023 ~Aug. 21 2023	Oct. 18,2023	Radiation (03CH01-SZ)
HF Amplifier	KEYSIGHT	83017A	MY53270105	0.5GHz~26.5Ghz	Oct. 19,2022	Aug. 04, 2023 ~Aug. 21 2023	Oct. 18,2023	Radiation (03CH01-SZ)
HF Amplifier	MITEQ	TTA1840-35-HG	1871923	18GHz~40GHz	Jul. 07, 2023	Aug. 04, 2023 ~Aug. 21 2023	Jul. 06, 2024	Radiation (03CH01-SZ)
AC Power Source	Chroma	61601	6160100019 85	N/A	Nov. 10, 2022	Aug. 04, 2023 ~Aug. 21 2023	Nov. 09, 2023	Radiation (03CH01-SZ)
Turn Table	EM	EM1000	N/A	0~360 degree	NCR	Aug. 04, 2023 ~Aug. 21 2023	NCR	Radiation (03CH01-SZ)
Antenna Mast	EM	EM1000	N/A	1 m~4 m	NCR	Aug. 04, 2023 ~Aug. 21 2023	NCR	Radiation (03CH01-SZ)
EMI Receiver	R&S	ESR7	101630	9kHz~7GHz;	Jul. 06, 2023	Aug. 04, 2023	Jul. 05, 2024	Conduction (CO01-SZ)
AC LISN	R&S	ENV216	100063	9kHz~30MHz	Sep. 15, 2022	Aug. 04, 2023	Sep. 14, 2023	Conduction (CO01-SZ)
AC LISN (for auxiliary equipment)	EMCO	3816/2SH	00103892	9kHz~30MHz	Oct. 17, 2022	Aug. 04, 2023	Oct. 16, 2023	Conduction (CO01-SZ)
AC Power Source	Chroma	61602	6160200008 91	100Vac~250Vac	Jul. 07, 2023	Aug. 04, 2023	Jul. 06, 2024	Conduction (CO01-SZ)

NCR: No Calibration Required



5 Measurement Uncertainty

The measurement uncertainties shown below were calculated in accordance with the requirements of ANSI 63.10-2013. All the measurement uncertainty value were shown with a coverage K=2 to indicate 95% level of confidence. The measurement data show herein meets or exceeds the CISPR measurement uncertainty values specified in CISPR 16-4-2 and can be compared directly to specified limit to determine compliance.

Uncertainty of Conducted Emission Measurement (150kHz ~ 30MHz)

Measuring Uncertainty for a Level of Confidence of 95% (U = 2Uc(y))	2.70dB
---	--------

Uncertainty of Radiated Emission Measurement (30 MHz ~ 1000 MHz)

Measuring Uncertainty for a Level of Confidence of 95% (U = 2Uc(y))	4.20dB
---	--------

Uncertainty of Radiated Emission Measurement (1000 MHz ~ 18000 MHz)

Measuring Uncertainty for a Level of Confidence of 95% (U = 2Uc(y))	5.0dB
---	-------

Uncertainty of Radiated Emission Measurement (18000 MHz ~ 40000 MHz)

Measuring Uncertainty for a Level of Confidence of 95% (U = 2Uc(y))	4.3dB
---	-------



Appendix A. Conducted Test Results

Appendix A. Test Result of Conducted Test Items

Test Engineer:	Chen Ran	Temperature:	21~25	°C
Test Date:	2023/8/4~2023/8/15	Relative Humidity:	51~54	%

TEST RESULTS DATA
26dB and 99% OBW

UNII-1										
Mod.	Data Rate	N _{TX}	CH.	Freq. (MHz)	99% Bandwidth (MHz)	26 dB Bandwidth (MHz)	IC 99% Bandwidth Power Limit (dBm)	IC 99% Bandwidth EIRP Limit (dBm)		
11a	6Mbps	1	36	5180	16.630	20.28	-	22.21		
11a	6Mbps	1	44	5220	16.683	20.40	-	22.22		
11a	6Mbps	1	48	5240	17.133	29.94	-	22.34		
HT20	MCS0	1	36	5180	17.682	20.58	-	22.48		
HT20	MCS0	1	44	5220	17.732	20.52	-	22.49		
HT20	MCS0	1	48	5240	17.932	28.62	-	22.54		
HT40	MCS0	1	38	5190	36.163	41.16	-	23.01		
HT40	MCS0	1	46	5230	36.363	46.92	-	23.01		
VHT80	MCS0	1	42	5210	75.164	81.36	-	23.01		

TEST RESULTS DATA
Average Power Table

UNII-1										
Mod.	Data Rate	N _{TX}	CH.	Freq. (MHz)	Duty Factor (dB)	Average Conducted Power (dBm)	FCC Conducted Power Limit (dBm)	DG (dBi)		Pass/Fail
11a	6Mbps	1	36	5180	0.14	12.79	24.00	-0.50		Pass
11a	6Mbps	1	44	5220	0.14	12.77	24.00	-0.50		Pass
11a	6Mbps	1	48	5240	0.14	18.23	24.00	-0.50		Pass
HT20	MCS0	1	36	5180	0.15	12.63	24.00	-0.50		Pass
HT20	MCS0	1	44	5220	0.15	12.72	24.00	-0.50		Pass
HT20	MCS0	1	48	5240	0.15	17.19	24.00	-0.50		Pass
HT40	MCS0	1	38	5190	0.31	12.72	24.00	-0.50		Pass
HT40	MCS0	1	46	5230	0.31	17.20	24.00	-0.50		Pass
VHT80	MCS0	1	42	5210	0.56	11.61	24.00	-0.50		Pass

TEST RESULTS DATA
Power Spectral Density

UNII-1										
Mod.	Data Rate	N _{Tx}	CH.	Freq. (MHz)	Duty Factor (dB)	Average Power Density (dBm/MHz)	Average PSD Limit (dBm/MHz)	DG (dBi)	-	Pass/Fail
11a	6Mbps	1	36	5180	0.14	1.08	11.00	-0.50		Pass
11a	6Mbps	1	44	5220	0.14	1.37	11.00	-0.50		Pass
11a	6Mbps	1	48	5240	0.14	7.16	11.00	-0.50		Pass
HT20	MCS0	1	36	5180	0.15	1.31	11.00	-0.50		Pass
HT20	MCS0	1	44	5220	0.15	1.33	11.00	-0.50		Pass
HT20	MCS0	1	48	5240	0.15	5.97	11.00	-0.50		Pass
HT40	MCS0	1	38	5190	0.31	-2.23	11.00	-0.50		Pass
HT40	MCS0	1	46	5230	0.31	2.27	11.00	-0.50		Pass
VHT80	MCS0	1	42	5210	0.56	-5.94	11.00	-0.50		Pass

TEST RESULTS DATA
26dB and 99% OBW

UNII-2A										
Mod.	Data Rate	N _{Tx}	CH.	Freq. (MHz)	99% Bandwidth (MHz)	26 dB Bandwidth (MHz)	IC 99% Bandwidth Power Limit (dBm)	IC 99% Bandwidth EIRP Limit (dBm)	FCC 26dB Bandwidth Power Limit (dBm)	Note
11a	6M bps	1	52	5260	16.933	28.56	23.29	29.29	23.98	
11a	6M bps	1	60	5300	17.032	26.58	23.31	29.31	23.98	
11a	6M bps	1	64	5320	16.633	20.40	23.21	29.21	23.98	
HT20	MCS 0	1	52	5260	17.932	25.98	23.54	29.54	23.98	
HT20	MCS 0	1	60	5300	17.932	26.82	23.54	29.54	23.98	
HT20	MCS 0	1	64	5320	17.732	20.64	23.49	29.49	23.98	
HT40	MCS 0	1	54	5270	36.363	48.84	23.98	30.00	23.98	
HT40	MCS 0	1	62	5310	36.163	40.92	23.98	30.00	23.98	
VHT80	MCS 0	1	58	5290	75.284	81.60	23.98	30.00	23.98	

TEST RESULTS DATA
Average Power Table

UNII-2A										
Mod.	Data Rate	N _{Tx}	CH.	Freq. (MHz)	Duty Factor (dB)	Average Conducted Power (dBm)	FCC Conducted Power Limit (dBm)	DG (dBi)	EIRP Power Limit (dBm)	Pass/Fail
11a	6M bps	1	52	5260	0.14	18.31	23.98	-2.50	26.99	Pass
11a	6M bps	1	60	5300	0.14	18.17	23.98	-2.50	26.99	Pass
11a	6M bps	1	64	5320	0.14	13.77	23.98	-2.50	26.99	Pass
HT20	MCS 0	1	52	5260	0.15	17.18	23.98	-2.50	26.99	Pass
HT20	MCS 0	1	60	5300	0.15	17.20	23.98	-2.50	26.99	Pass
HT20	MCS 0	1	64	5320	0.15	13.66	23.98	-2.50	26.99	Pass
HT40	MCS 0	1	54	5270	0.31	17.31	23.98	-2.50	26.99	Pass
HT40	MCS 0	1	62	5310	0.31	11.91	23.98	-2.50	26.99	Pass
VHT80	MCS 0	1	58	5290	0.56	10.81	23.98	-2.50	26.99	Pass

TEST RESULTS DATA
Power Spectral Density

UNII-2A										
Mod.	Data Rate	N _{Tx}	CH.	Freq. (MHz)	Duty Factor (dB)	Average Power Density (dBm/MHz)	Average PSD Limit (dBm/MHz)	DG (dBi)		Pass/Fail
11a	6M bps	1	52	5260	0.14	6.92	11.00	-2.50		Pass
11a	6M bps	1	60	5300	0.14	6.59	11.00	-2.50		Pass
11a	6M bps	1	64	5320	0.14	2.13	11.00	-2.50		Pass
HT20	MCS 0	1	52	5260	0.15	5.95	11.00	-2.50		Pass
HT20	MCS 0	1	60	5300	0.15	5.71	11.00	-2.50		Pass
HT20	MCS 0	1	64	5320	0.15	1.83	11.00	-2.50		Pass
HT40	MCS 0	1	54	5270	0.31	2.47	11.00	-2.50		Pass
HT40	MCS 0	1	62	5310	0.31	-3.13	11.00	-2.50		Pass
VHT80	MCS 0	1	58	5290	0.56	-6.84	11.00	-2.50		Pass

TEST RESULTS DATA
26dB and 99% OBW

UNII-2C										
Mod.	Data Rate	N _{Tx}	CH.	Freq. (MHz)	99% Bandwidth (MHz)	26 dB Bandwidth (MHz)	IC 99% Bandwidth Power Limit (dBm)	IC 99% Bandwidth EIRP Limit (dBm)	FCC 26dB Bandwidth Power Limit (dBm)	Note
11a	6M bps	1	100	5500	16.633	20.16	23.21	29.21	23.98	
11a	6M bps	1	116	5580	17.032	28.14	23.31	29.31	23.98	
11a	6M bps	1	140	5700	16.583	20.22	23.20	29.20	23.98	
11a	6Mbps	1	144	5720	17.132	29.82	23.34	29.34	23.98	
HT20	MCS 0	1	100	5500	17.682	20.70	23.48	29.48	23.98	
HT20	MCS 0	1	116	5580	17.882	24.12	23.52	29.52	23.98	
HT20	MCS 0	1	140	5700	17.682	20.64	23.48	29.48	23.98	
HT20	MCS0	1	144	5720	17.982	25.44	23.55	29.55	23.98	
HT40	MCS 0	1	102	5510	36.163	40.80	23.98	30.00	23.98	
HT40	MCS 0	1	110	5550	36.363	47.64	23.98	30.00	23.98	
HT40	MCS 0	1	134	5670	36.063	41.04	23.98	30.00	23.98	
HT40	MCS0	1	142	5710	36.463	46.92	23.98	30.00	23.98	
VHT80	MCS 0	1	106	5530	75.164	81.36	23.98	30.00	23.98	
VHT80	MCS 0	1	122	5610	75.044	81.60	23.98	30.00	23.98	
VHT80	MCS0	1	138	5690	75.164	81.60	23.98	30.00	23.98	

TEST RESULTS DATA
Average Power Table

UNII-2C										
Mod.	Data Rate	N _{Tx}	CH.	Freq. (MHz)	Duty Factor (dB)	Average Conducted Power (dBm)	FCC Conducted Power Limit (dBm)	DG (dBi)	EIRP Power Limit (dBm)	Pass/Fail
11a	6M bps	1	100	5500	0.14	11.30	23.98	-2.50	26.99	Pass
11a	6Mbps	1	104	5520	0.14	16.29	23.98	-2.50	26.99	Pass
11a	6M bps	1	116	5580	0.14	16.41	23.98	-2.50	26.99	Pass
11a	6M bps	1	136	5680	0.14	16.35	23.98	-2.50	26.99	Pass
11a	6Mbps	1	140	5700	0.14	11.19	23.98	-2.50	26.99	Pass
11a	6M bps	1	144	5720	0.14	16.51	23.98	-2.50	26.99	Pass
HT20	MCS 0	1	100	5500	0.15	11.11	23.98	-2.50	26.99	Pass
HT20	MCS0	1	104	5520	0.15	16.08	23.98	-2.50	26.99	Pass
HT20	MCS 0	1	116	5580	0.15	16.16	23.98	-2.50	26.99	Pass
HT20	MCS 0	1	136	5680	0.15	16.09	23.98	-2.50	26.99	Pass
HT20	MCS0	1	140	5700	0.15	11.10	23.98	-2.50	26.99	Pass
HT20	MCS 0	1	144	5720	0.15	16.07	23.98	-2.50	26.99	Pass
HT40	MCS 0	1	102	5510	0.31	11.88	23.98	-2.50	26.99	Pass
HT40	MCS 0	1	110	5550	0.31	16.39	23.98	-2.50	26.99	Pass
HT40	MCS0	1	126	5630	0.31	16.32	23.98	-2.50	26.99	Pass
HT40	MCS 0	1	134	5670	0.31	11.74	23.98	-2.50	26.99	Pass
HT40	MCS 0	1	142	5710	0.31	16.28	23.98	-2.50	26.99	Pass
VHT80	MCS 0	1	106	5530	0.56	10.37	23.98	-2.50	26.99	Pass
VHT80	MCS 0	1	122	5610	0.56	10.42	23.98	-2.50	26.99	Pass
VHT80	MCS 0	1	138	5690	0.56	10.40	23.98	-2.50	26.99	Pass

TEST RESULTS DATA
Power Spectral Density

UNII-2C										
Mod.	Data Rate	N _{Tx}	CH.	Freq. (MHz)	Duty Factor (dB)	Average Power Density (dBm/MHz)	Average PSD Limit (dBm/MHz)	DG (dBi)		Pass/Fail
11a	6M bps	1	100	5500	0.14	0.07	11.00	-2.50		Pass
11a	6M bps	1	116	5580	0.14	7.30	11.00	-2.50		Pass
11a	6M bps	1	140	5700	0.14	0.49	11.00	-2.50		Pass
11a	6Mbps	1	144	5720	0.14	7.53	11.00	-2.50		Pass
HT20	MCS 0	1	100	5500	0.15	-0.30	11.00	-2.50		Pass
HT20	MCS 0	1	116	5580	0.15	5.84	11.00	-2.50		Pass
HT20	MCS 0	1	140	5700	0.15	-0.41	11.00	-2.50		Pass
HT20	MCS0	1	144	5720	0.15	6.25	11.00	-2.50		Pass
HT40	MCS 0	1	102	5510	0.31	-2.28	11.00	-2.50		Pass
HT40	MCS 0	1	110	5550	0.31	2.86	11.00	-2.50		Pass
HT40	MCS 0	1	134	5670	0.31	-2.90	11.00	-2.50		Pass
HT40	MCS0	1	142	5710	0.31	3.11	11.00	-2.50		Pass
VHT80	MCS 0	1	106	5530	0.56	-7.03	11.00	-2.50		Pass
VHT80	MCS 0	1	122	5610	0.56	-6.21	11.00	-2.50		Pass
VHT80	MCS0	1	138	5690	0.56	-6.64	11.00	-2.50		Pass

TEST RESULTS DATA
6dB and 26dB EBW and 99% OBW

UNII-3									
Mod.	Data Rate	N _{Tx}	CH.	Freq. (MHz)	99% Bandwidth (MHz)	26 dB Bandwidth (MHz)	6 dB Bandwidth (MHz)	6dB Bandwidth min. Limit (MHz)	Pass/Fail
11a	6M bps	1	149	5745	17.132	29.22	15.40	0.5	Pass
11a	6Mbps	1	157	5785	17.132	28.98	13.30	0.5	Pass
11a	6Mbps	1	165	5825	16.893	27.12	14.25	0.5	Pass
HT20	MCS 0	1	149	5745	17.932	28.98	15.20	0.5	Pass
HT20	MCS 0	1	157	5785	17.932	28.38	15.20	0.5	Pass
HT20	MCS 0	1	165	5825	17.932	25.74	15.20	0.5	Pass
HT40	MCS 0	1	151	5755	36.363	47.76	35.28	0.5	Pass
HT40	MCS 0	1	159	5795	36.460	68.40	35.28	0.5	Pass
VHT80	MCS 0	1	155	5775	75.044	81.84	75.52	0.5	Pass

TEST RESULTS DATA
Average Power Table

UNII-3										
Mod.	Data Rate	N _{Tx}	CH.	Freq. (MHz)	Duty Factor (dB)	Average Conducted Power (dBm)	FCC Conducted Power Limit (dBm)	DG (dBi)		Pass/Fail
11a	6M bps	1	149	5745	0.14	16.26	30.00	-3.00		Pass
11a	6Mbps	1	157	5785	0.14	16.50	30.00	-3.00		Pass
11a	6Mbps	1	165	5825	0.14	16.55	30.00	-3.00		Pass
HT20	MCS 0	1	149	5745	0.15	16.27	30.00	-3.00		Pass
HT20	MCS 0	1	157	5785	0.15	16.49	30.00	-3.00		Pass
HT20	MCS 0	1	165	5825	0.15	16.47	30.00	-3.00		Pass
HT40	MCS 0	1	151	5755	0.31	16.41	30.00	-3.00		Pass
HT40	MCS 0	1	159	5795	0.31	16.59	30.00	-3.00		Pass
VHT80	MCS 0	1	155	5775	0.56	14.25	30.00	-3.00		Pass

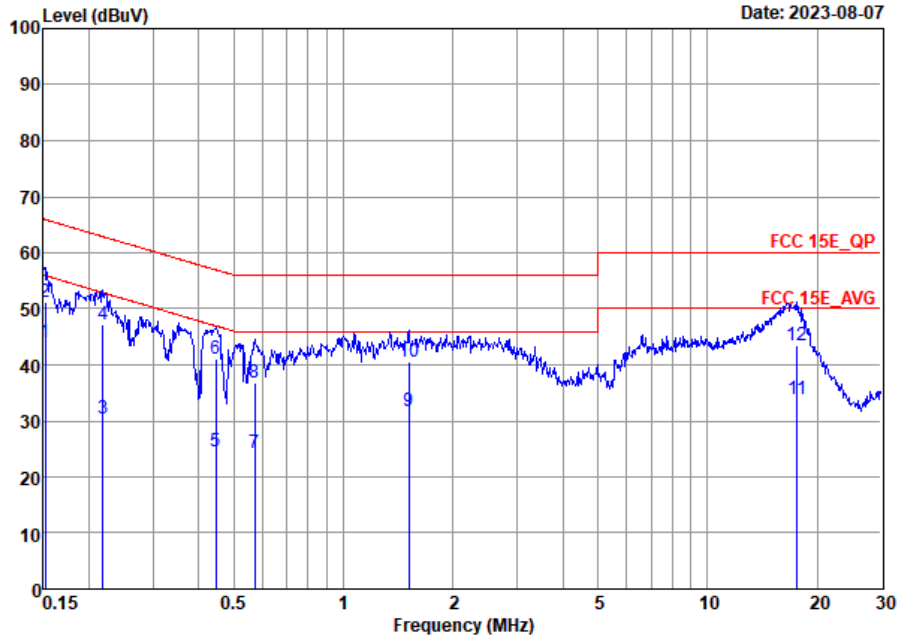
TEST RESULTS DATA
Power Spectral Density

UNII-3										
Mod.	Data Rate	N _{TX}	CH.	Freq. (MHz)	Duty Factor (dB)	10log (500kHz /RBW) Factor (dB)	Average Power Density (dBm/500kHz)	Average PSD Limit (dBm/500kHz)	DG (dBi)	Pass/Fail
11a	6M bps	1	149	5745	0.14	2.22	4.59	30.00	-3.00	Pass
11a	6Mbps	1	157	5785	0.14	2.22	4.85	30.00	-3.00	Pass
11a	6Mbps	1	165	5825	0.14	2.22	4.82	30.00	-3.00	Pass
HT20	MCS 0	1	149	5745	0.15	2.22	3.61	30.00	-3.00	Pass
HT20	MCS 0	1	157	5785	0.15	2.22	3.58	30.00	-3.00	Pass
HT20	MCS 0	1	165	5825	0.15	2.22	3.32	30.00	-3.00	Pass
HT40	MCS 0	1	151	5755	0.31	2.22	0.33	30.00	-3.00	Pass
HT40	MCS 0	1	159	5795	0.31	2.22	0.37	30.00	-3.00	Pass
VHT80	MCS 0	1	155	5775	0.56	2.22	-4.85	30.00	-3.00	Pass



Appendix B. AC Conducted Emission Test Results

Test Engineer :	Lily Qiu	Temperature :	22~24°C
		Relative Humidity :	44~50%
Test Voltage :	120Vac / 60Hz	Phase :	Line
Remark :	All emissions not reported here are more than 10 dB below the prescribed limit.		

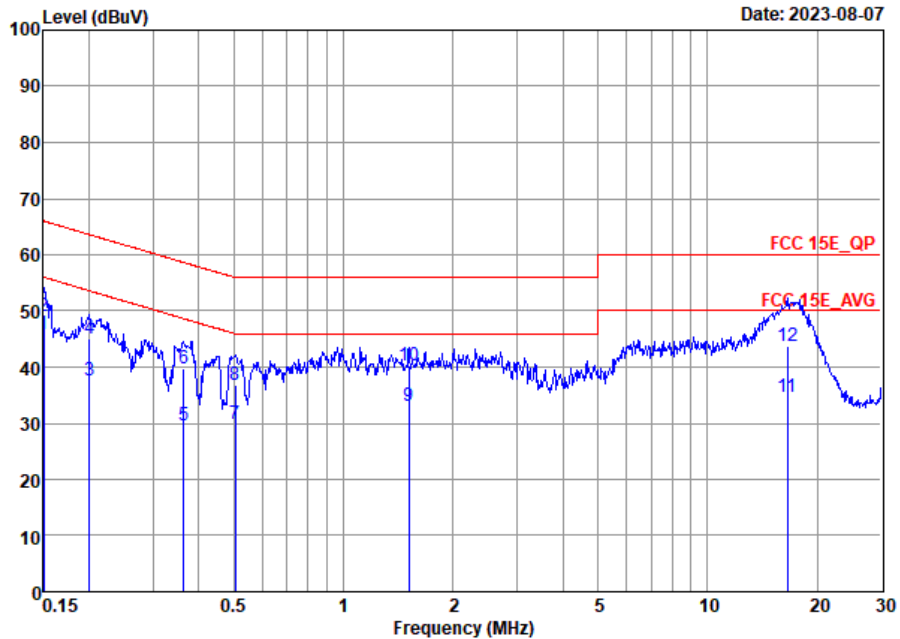


Site : CO01-SZ
 Condition: FCC 15E_QP LISN_20230420_L LINE

	Freq	Level	Over Limit	Limit Line	Read Level	LISN Factor	Cable Loss	Remark
	MHz	dBuV	dB	dBuV	dBuV	dB	dB	
1 *	0.15	44.00	-11.91	55.91	23.40	10.47	10.13	Average
2	0.15	51.20	-14.71	65.91	30.60	10.47	10.13	QP
3	0.22	30.35	-22.53	52.88	9.80	10.40	10.15	Average
4	0.22	47.25	-15.63	62.88	26.70	10.40	10.15	QP
5	0.45	24.63	-22.30	46.93	4.20	10.27	10.16	Average
6	0.45	41.03	-15.90	56.93	20.60	10.27	10.16	QP
7	0.57	24.33	-21.67	46.00	3.90	10.27	10.16	Average
8	0.57	36.93	-19.07	56.00	16.50	10.27	10.16	QP
9	1.51	31.78	-14.22	46.00	11.40	10.18	10.20	Average
10	1.51	40.48	-15.52	56.00	20.10	10.18	10.20	QP
11	17.66	33.83	-16.17	50.00	13.40	9.90	10.53	Average
12	17.66	43.43	-16.57	60.00	23.00	9.90	10.53	QP



Test Engineer :	Lily Qiu	Temperature :	22~24°C
		Relative Humidity :	44~50%
Test Voltage :	120Vac / 60Hz	Phase :	Neutral
Remark :	All emissions not reported here are more than 10 dB below the prescribed limit.		



Site : C001-SZ
 Condition: FCC 15E QP LISN 20230420 N NEUTRAL

	Freq	Level	Over Limit	Limit Line	Read Level	LISN Factor	Cable Loss	Remark
	MHz	dBuV	dB	dBuV	dBuV	dB	dB	
1 *	0.15	45.89	-10.11	56.00	25.30	10.46	10.13	Average
2	0.15	49.19	-16.81	66.00	28.60	10.46	10.13	QP
3	0.20	37.60	-15.98	53.58	17.10	10.35	10.15	Average
4	0.20	45.10	-18.48	63.58	24.60	10.35	10.15	QP
5	0.36	29.51	-19.14	48.65	9.10	10.25	10.16	Average
6	0.36	39.71	-18.94	58.65	19.30	10.25	10.16	QP
7	0.50	29.77	-16.23	46.00	9.40	10.21	10.16	Average
8	0.50	36.67	-19.33	56.00	16.30	10.21	10.16	QP
9	1.51	32.96	-13.04	46.00	12.50	10.26	10.20	Average
10	1.51	40.16	-15.84	56.00	19.70	10.26	10.20	QP
11	16.57	34.55	-15.45	50.00	14.21	9.83	10.51	Average
12	16.57	43.75	-16.25	60.00	23.41	9.83	10.51	QP

Note:

- Level(dBμV) = Read Level(dBμV) + LISN Factor(dB) + Cable Loss(dB)
- Over Limit(dB) = Level(dBμV) – Limit Line(dBμV)



Appendix C. Radiated Spurious Emission Test Data

Test Engineer :	Zhaohui Liang	Relative Humidity :	50%
		Temperature :	20~22°C

Radiated Spurious Emission Test Modes

Mode	Band	Band (GHz)	Antenna	Modulation	Channel	Frequency	Data Rate	RU	Remark
Mode 1	U-NII-1	5.15-5.25	22	802.11a	36	5180	6Mbps	-	-
Mode 2	U-NII-1	5.15-5.25	22	802.11a	44	5220	6Mbps	-	-
Mode 3	U-NII-1	5.15-5.25	22	802.11a	48	5240	6Mbps	-	-
Mode 4	U-NII-2A	5.25-5.35	22	802.11a	52	5260	6Mbps	-	-
Mode 5	U-NII-2A	5.25-5.35	22	802.11a	60	5300	6Mbps	-	-
Mode 6	U-NII-2A	5.25-5.35	22	802.11a	64	5320	6Mbps	-	-
Mode 7	U-NII-2C	5.47-5.725	22	802.11a	100	5500	6Mbps	-	-
Mode 8	U-NII-2C	5.47-5.725	22	802.11a	116	5580	6Mbps	-	-
Mode 9	U-NII-2C	5.47-5.725	22	802.11a	140	5700	6Mbps	-	-
Mode 10	U-NII-1	5.15-5.25	22	802.11n HT20	36	5180	MCS0	-	-
Mode 11	U-NII-1	5.15-5.25	22	802.11n HT20	44	5220	MCS0	-	-
Mode 12	U-NII-1	5.15-5.25	22	802.11n HT20	48	5240	MCS0	-	-
Mode 13	U-NII-2A	5.25-5.35	22	802.11n HT20	52	5260	MCS0	-	-
Mode 14	U-NII-2A	5.25-5.35	22	802.11n HT20	60	5300	MCS0	-	-
Mode 15	U-NII-2A	5.25-5.35	22	802.11n HT20	64	5320	MCS0	-	-
Mode 16	U-NII-2C	5.47-5.725	22	802.11n HT20	100	5500	MCS0	-	-
Mode 17	U-NII-2C	5.47-5.725	22	802.11n HT20	116	5580	MCS0	-	-
Mode 18	U-NII-2C	5.47-5.725	22	802.11n HT20	140	5700	MCS0	-	-
Mode 19	U-NII-1	5.15-5.25	22	802.11n HT40	38	5190	MCS0	-	-
Mode 20	U-NII-1	5.15-5.25	22	802.11n HT40	46	5230	MCS0	-	-
Mode 21	U-NII-2A	5.25-5.35	22	802.11n HT40	54	5270	MCS0	-	-
Mode 22	U-NII-2A	5.25-5.35	22	802.11n HT40	62	5310	MCS0	-	-
Mode 23	U-NII-2C	5.47-5.725	22	802.11n HT40	102	5510	MCS0	-	-
Mode 24	U-NII-2C	5.47-5.725	22	802.11n HT40	134	5670	MCS0	-	-
Mode 25	U-NII-1	5.15-5.25	22	802.11ac VHT80	42	5210	MCS0	-	-
Mode 26	U-NII-2A	5.25-5.35	22	802.11ac VHT80	58	5290	MCS0	-	-



Radiated Spurious Emission Test Modes

Mode	Band	Band (GHz)	Antenna	Modulation	Channel	Frequency	Data Rate	RU	Remark
Mode 27	U-NII-2C	5.47-5.725	22	802.11ac VHT80	106	5530	MCS0	-	-
Mode 28	U-NII-2C	5.47-5.725	22	802.11ac VHT80	122	5610	MCS0	-	-
Mode 29	U-NII-3	5.725-5.85	22	802.11a	149	5745	6Mbps	-	-
Mode 30	U-NII-3	5.725-5.85	22	802.11a	157	5785	6Mbps	-	-
Mode 31	U-NII-3	5.725-5.85	22	802.11a	165	5825	6Mbps	-	-
Mode 32	U-NII-3	5.725-5.85	22	802.11n HT20	149	5745	MCS0	-	-
Mode 33	U-NII-3	5.725-5.85	22	802.11n HT20	157	5785	MCS0	-	-
Mode 34	U-NII-3	5.725-5.85	22	802.11n HT20	165	5825	MCS0	-	-
Mode 35	U-NII-3	5.725-5.85	22	802.11n HT40	151	5755	MCS0	-	-
Mode 36	U-NII-3	5.725-5.85	22	802.11n HT40	159	5795	MCS0	-	-
Mode 37	U-NII-3	5.725-5.85	22	802.11ac VHT80	155	5775	MCS0	-	-
Mode 38	U-NII-3	5.725-5.85	22	802.11a	144	5720	6Mbps	-	-
Mode 39	U-NII-3	5.725-5.85	22	802.11n HT20	144	5720	MCS0	-	-
Mode 40	U-NII-3	5.725-5.85	22	802.11n HT40	142	5710	MCS0	-	-
Mode 41	U-NII-3	5.725-5.85	22	802.11ac VHT80	138	5690	MCS0	-	-
Mode 42	U-NII-1	5.15-5.25	22	UNII-1/2A/2C Worse LF (802.11n HT40)	38	5190	MCS0	-	-
Mode 43	U-NII-3	5.725-5.85	22	UNII-3 Worse LF (802.11n HT40)	151	5755	MCS0	-	-
Mode 44	U-NII-1	5.15-5.25	22	802.11n HT40	38	5190	MCS0	-	-
	LTE Band 13 Link				-	-	-	-	-
Mode 45	U-NII-2C	5.47-5.725	22	802.11a	104	5520	6Mbps	-	-
Mode 46	U-NII-2C	5.47-5.725	22	802.11a	136	5680	6Mbps	-	-
Mode 47	U-NII-2C	5.47-5.725	22	802.11n HT20	104	5520	MCS0	-	-
Mode 48	U-NII-2C	5.47-5.725	22	802.11n HT20	136	5680	MCS0	-	-
Mode 49	U-NII-2C	5.47-5.725	22	802.11n HT40	110	5550	MCS0	-	-
Mode 50	U-NII-2C	5.47-5.725	22	802.11n HT40	126	5630	MCS0	-	-



Summary of each worse mode

Mode	Modulation	Ch.	Freq. (MHz)	Level (dBuV/m)	Limit (dBuV/m)	Margin (dB)	Pol.	Peak Avg.	Result	Remark
1	802.11a	36	5145.71	43.43	54.00	-10.57	V	AVERAGE	Pass	Band Edge
1	802.11a	36	10360.00	50.10	68.30	-18.20	V	Peak	Pass	Harmonic
2	802.11a	44	5147.97	43.12	54.00	-10.88	V	AVERAGE	Pass	Band Edge
2	802.11a	44	10440.00	49.63	68.30	-18.67	H	Peak	Pass	Harmonic
3	802.11a	48	5149.42	44.13	54.00	-9.87	V	AVERAGE	Pass	Band Edge
3	802.11a	48	10480.00	50.72	68.30	-17.58	V	Peak	Pass	Harmonic
4	802.11a	52	5149.14	44.13	54.00	-9.87	V	AVERAGE	Pass	Band Edge
4	802.11a	52	10560.00	49.73	68.30	-18.57	H	Peak	Pass	Harmonic
5	802.11a	60	5350.18	47.42	54.00	-6.58	H	AVERAGE	Pass	Band Edge
5	802.11a	60	15900.00	51.16	74.00	-22.84	H	Peak	Pass	Harmonic
6	802.11a	64	5350.46	43.54	54.00	-10.46	V	AVERAGE	Pass	Band Edge
6	802.11a	64	15960.00	51.22	74.00	-22.78	H	Peak	Pass	Harmonic
7	802.11a	100	5452.68	42.87	54.00	-11.13	V	AVERAGE	Pass	Band Edge
7	802.11a	100	16500.00	51.84	68.30	-16.46	H	Peak	Pass	Harmonic
8	802.11a	116	-	-	-	-	-	-	-	Band Edge
8	802.11a	116	16740.00	49.87	68.30	-18.43	H	Peak	Pass	Harmonic
9	802.11a	140	-	-	-	-	-	-	-	Band Edge
9	802.11a	140	17100.00	51.63	68.30	-16.67	V	Peak	Pass	Harmonic
10	802.11n HT20	36	5148.05	43.53	54.00	-10.47	V	AVERAGE	Pass	Band Edge
10	802.11n HT20	36	10360.00	50.11	68.30	-18.19	V	Peak	Pass	Harmonic
11	802.11n HT20	44	5149.05	43.86	54.00	-10.14	V	AVERAGE	Pass	Band Edge
11	802.11n HT20	44	10440.00	50.82	68.30	-17.48	V	Peak	Pass	Harmonic
12	802.11n HT20	48	5150.00	44.29	54.00	-9.71	V	AVERAGE	Pass	Band Edge
12	802.11n HT20	48	10480.00	49.41	68.30	-18.89	V	Peak	Pass	Harmonic
13	802.11n HT20	52	5143.13	44.05	54.00	-9.95	V	AVERAGE	Pass	Band Edge
13	802.11n HT20	52	10520.00	50.42	68.30	-17.88	H	Peak	Pass	Harmonic



14	802.11n HT20	60	5350.96	46.13	54.00	-7.87	H	AVERAGE	Pass	Band Edge
14	802.11n HT20	60	15900.00	51.33	74.00	-22.67	H	Peak	Pass	Harmonic
15	802.11n HT20	64	5350.00	43.62	54.00	-10.38	V	AVERAGE	Pass	Band Edge
15	802.11n HT20	64	15960.00	50.83	74.00	-23.17	H	Peak	Pass	Harmonic
16	802.11n HT20	100	5415.63	42.94	54.00	-11.06	V	AVERAGE	Pass	Band Edge
16	802.11n HT20	100	16500.00	51.22	68.30	-17.08	V	Peak	Pass	Harmonic
17	802.11n HT20	116	-	-	-	-	-	-	-	Band Edge
17	802.11n HT20	116	16740.00	50.10	68.30	-18.20	H	Peak	Pass	Harmonic
18	802.11n HT20	140	5752.75	53.99	68.30	-14.31	H	PEAK	Pass	Band Edge
18	802.11n HT20	140	17100.00	51.63	68.30	-16.67	H	Peak	Pass	Harmonic
19	802.11n HT40	38	5149.99	47.58	54.00	-6.42	V	AVERAGE	Pass	Band Edge
19	802.11n HT40	38	10380.00	48.94	68.30	-19.36	H	Peak	Pass	Harmonic
20	802.11n HT40	46	5149.64	47.54	54.00	-6.46	V	AVERAGE	Pass	Band Edge
20	802.11n HT40	46	-	-	-	-	-	-	-	Harmonic
21	802.11n HT40	54	5350.01	45.44	54.00	-8.56	V	AVERAGE	Pass	Band Edge
21	802.11n HT40	54	-	-	-	-	-	-	-	Harmonic
22	802.11n HT40	62	5352.98	46.44	54.00	-7.56	V	AVERAGE	Pass	Band Edge
22	802.11n HT40	62	-	-	-	-	-	-	-	Harmonic
23	802.11n HT40	102	5469.76	58.74	68.30	-9.56	H	PEAK	Pass	Band Edge
23	802.11n HT40	102	-	-	-	-	-	-	-	Harmonic
24	802.11n HT40	134	5454.19	42.94	54.00	-11.06	V	AVERAGE	Pass	Band Edge
24	802.11n HT40	134	-	-	-	-	-	-	-	Harmonic
25	802.11ac VHT80	42	5149.65	46.92	54.00	-7.08	V	AVERAGE	Pass	Band Edge
25	802.11ac VHT80	42	-	-	-	-	-	-	-	Harmonic
26	802.11ac VHT80	58	5350.79	46.54	54.00	-7.46	H	AVERAGE	Pass	Band Edge
26	802.11ac VHT80	58	-	-	-	-	-	-	-	Harmonic
27	802.11ac VHT80	106	5457.39	46.59	54.00	-7.41	V	AVERAGE	Pass	Band Edge
27	802.11ac VHT80	106	-	-	-	-	-	-	-	Harmonic



Mode	Modulation	Ch.	Freq. (MHz)	Level (dBuV/m)	Limit (dBuV/m)	Margin (dB)	Pol.	Peak Avg.	Result	Remark
28	802.11ac VHT80	122	5387.05	44.77	54.00	-9.23	H	AVERAGE	Pass	Band Edge
28	802.11ac VHT80	122	-	-	-	-	-	-	-	Harmonic
29	802.11a	149	5638.86	53.48	68.30	-14.82	H	PEAK	Pass	Band Edge
29	802.11a	149	17235.00	50.86	68.30	-17.44	H	Peak	Pass	Harmonic
30	802.11a	157	-	-	-	-	-	-	-	Band Edge
30	802.11a	157	17355.00	50.02	68.30	-18.28	H	Peak	Pass	Harmonic
31	802.11a	165	5926.63	53.38	68.30	-14.92	V	PEAK	Pass	Band Edge
31	802.11a	165	17475.00	51.52	68.30	-16.78	H	Peak	Pass	Harmonic
32	802.11n HT20	149	5611.89	53.34	68.30	-14.96	H	PEAK	Pass	Band Edge
32	802.11n HT20	149	17235.00	50.39	68.30	-17.91	H	Peak	Pass	Harmonic
33	802.11n HT20	157	-	-	-	-	-	-	-	Band Edge
33	802.11n HT20	157	17355.00	51.15	68.30	-17.15	V	Peak	Pass	Harmonic
34	802.11n HT20	165	5936.38	53.11	68.30	-15.19	V	PEAK	Pass	Band Edge
34	802.11n HT20	165	17475.00	51.92	68.30	-16.38	H	Peak	Pass	Harmonic
35	802.11n HT40	151	5644.95	53.76	68.30	-14.54	V	PEAK	Pass	Band Edge
35	802.11n HT40	151	17265.00	50.56	68.30	-17.74	H	Peak	Pass	Harmonic
36	802.11n HT40	159	5603.51	53.56	68.30	-14.74	V	PEAK	Pass	Band Edge
36	802.11n HT40	159	-	-	-	-	-	-	-	Harmonic
37	802.11ac VHT80	155	5619.78	53.30	68.30	-15.00	H	PEAK	Pass	Band Edge
37	802.11ac VHT80	155	-	-	-	-	-	-	-	Harmonic
42	UNII-1/2A-2C Worse LF (802.11n HT40)	38	31.94	22.83	40	-17.17	V	PEAK	Pass	LF
43	UNII-3 Worse LF (802.11n HT40)	151	911.73	29.76	46	-16.24	H	PEAK	Pass	LF
45	802.11a	104	5459.92	44.38	54.00	-9.62	H	AVERAGE	Pass	Band Edge
45	802.11a	104	-	-	-	-	-	-	-	Harmonic
46	802.11a	136	5728.58	55.56	68.30	-12.74	H	PEAK	Pass	Band Edge
46	802.11a	136	-	-	-	-	-	-	-	Harmonic



Mode	Modulation	Ch.	Freq. (MHz)	Level (dBuV/m)	Limit (dBuV/m)	Margin (dB)	Pol.	Peak Avg.	Result	Remark
47	802.11n HT20	104	5459.58	44.41	54.00	-9.59	H	AVERAGE	Pass	Band Edge
47	802.11n HT20	104	-	-	-	-	-	-	-	Harmonic
48	802.11n HT20	136	5726.20	55.33	68.30	-12.97	H	PEAK	Pass	Band Edge
48	802.11n HT20	136	-	-	-	-	-	-	-	Harmonic
49	802.11n HT40	110	5456.92	45.25	54.00	-8.75	V	AVERAGE	Pass	Band Edge
49	802.11n HT40	110	-	-	-	-	-	-	-	Harmonic
50	802.11n HT40	126	5459.93	43.68	54.00	-10.32	V	AVERAGE	Pass	Band Edge
50	802.11n HT40	126	-	-	-	-	-	-	-	Harmonic



Mode	1																																																																											
	Band Edge																																																																											
	U-NII-1_5.15-5.25_802.11a_CH36_5180MHz																																																																											
ANT	22																																																																											
Pol.	Horizontal	Fundamental																																																																										
Peak	<p style="text-align: right;">Date: 2023-08-08</p> <table border="1"> <thead> <tr> <th>Limit</th> <th>Read</th> <th>Ant</th> <th>Cable</th> <th>Preamp</th> <th>APos</th> <th>TPos</th> <th>Remark</th> </tr> <tr> <th>Freq</th> <th>Level</th> <th>Line Margin</th> <th>Level Factor</th> <th>Loss Factor</th> <th></th> <th></th> <th></th> </tr> <tr> <th>MHz</th> <th>dBuV/m</th> <th>dBuV/m</th> <th>dB</th> <th>dBuV</th> <th>dB/m</th> <th>dB</th> <th>cm</th> <th>deg</th> </tr> </thead> <tbody> <tr> <td>1</td> <td>5149.85</td> <td>53.75</td> <td>74.00</td> <td>-20.25</td> <td>39.57</td> <td>34.87</td> <td>11.09</td> <td>31.78</td> <td>100</td> <td>298</td> <td>PEAK</td> </tr> </tbody> </table>	Limit	Read	Ant	Cable	Preamp	APos	TPos	Remark	Freq	Level	Line Margin	Level Factor	Loss Factor				MHz	dBuV/m	dBuV/m	dB	dBuV	dB/m	dB	cm	deg	1	5149.85	53.75	74.00	-20.25	39.57	34.87	11.09	31.78	100	298	PEAK	<p style="text-align: right;">Date: 2023-08-08</p> <table border="1"> <thead> <tr> <th>Limit</th> <th>Read</th> <th>Ant</th> <th>Cable</th> <th>Preamp</th> <th>APos</th> <th>TPos</th> <th>Remark</th> </tr> <tr> <th>Freq</th> <th>Level</th> <th>Line Margin</th> <th>Level Factor</th> <th>Loss Factor</th> <th></th> <th></th> <th></th> </tr> <tr> <th>MHz</th> <th>dBuV/m</th> <th>dBuV/m</th> <th>dB</th> <th>dBuV</th> <th>dB/m</th> <th>dB</th> <th>cm</th> <th>deg</th> </tr> </thead> <tbody> <tr> <td>1</td> <td>5180.00</td> <td>97.81</td> <td>-----</td> <td>-----</td> <td>83.70</td> <td>34.86</td> <td>11.07</td> <td>31.82</td> <td>100</td> <td>298</td> <td>PEAK</td> </tr> </tbody> </table>	Limit	Read	Ant	Cable	Preamp	APos	TPos	Remark	Freq	Level	Line Margin	Level Factor	Loss Factor				MHz	dBuV/m	dBuV/m	dB	dBuV	dB/m	dB	cm	deg	1	5180.00	97.81	-----	-----	83.70	34.86	11.07	31.82	100	298	PEAK
	Limit	Read	Ant	Cable	Preamp	APos	TPos	Remark																																																																				
Freq	Level	Line Margin	Level Factor	Loss Factor																																																																								
MHz	dBuV/m	dBuV/m	dB	dBuV	dB/m	dB	cm	deg																																																																				
1	5149.85	53.75	74.00	-20.25	39.57	34.87	11.09	31.78	100	298	PEAK																																																																	
Limit	Read	Ant	Cable	Preamp	APos	TPos	Remark																																																																					
Freq	Level	Line Margin	Level Factor	Loss Factor																																																																								
MHz	dBuV/m	dBuV/m	dB	dBuV	dB/m	dB	cm	deg																																																																				
1	5180.00	97.81	-----	-----	83.70	34.86	11.07	31.82	100	298	PEAK																																																																	
Avg	<p style="text-align: right;">Date: 2023-08-08</p> <table border="1"> <thead> <tr> <th>Limit</th> <th>Read</th> <th>Ant</th> <th>Cable</th> <th>Preamp</th> <th>APos</th> <th>TPos</th> <th>Remark</th> </tr> <tr> <th>Freq</th> <th>Level</th> <th>Line Margin</th> <th>Level Factor</th> <th>Loss Factor</th> <th></th> <th></th> <th></th> </tr> <tr> <th>MHz</th> <th>dBuV/m</th> <th>dBuV/m</th> <th>dB</th> <th>dBuV</th> <th>dB/m</th> <th>dB</th> <th>cm</th> <th>deg</th> </tr> </thead> <tbody> <tr> <td>1</td> <td>5148.77</td> <td>43.43</td> <td>54.00</td> <td>-10.57</td> <td>29.25</td> <td>34.87</td> <td>11.09</td> <td>31.78</td> <td>100</td> <td>298</td> <td>AVERAGE</td> </tr> </tbody> </table>	Limit	Read	Ant	Cable	Preamp	APos	TPos	Remark	Freq	Level	Line Margin	Level Factor	Loss Factor				MHz	dBuV/m	dBuV/m	dB	dBuV	dB/m	dB	cm	deg	1	5148.77	43.43	54.00	-10.57	29.25	34.87	11.09	31.78	100	298	AVERAGE	<p style="text-align: right;">Date: 2023-08-08</p> <table border="1"> <thead> <tr> <th>Limit</th> <th>Read</th> <th>Ant</th> <th>Cable</th> <th>Preamp</th> <th>APos</th> <th>TPos</th> <th>Remark</th> </tr> <tr> <th>Freq</th> <th>Level</th> <th>Line Margin</th> <th>Level Factor</th> <th>Loss Factor</th> <th></th> <th></th> <th></th> </tr> <tr> <th>MHz</th> <th>dBuV/m</th> <th>dBuV/m</th> <th>dB</th> <th>dBuV</th> <th>dB/m</th> <th>dB</th> <th>cm</th> <th>deg</th> </tr> </thead> <tbody> <tr> <td>1</td> <td>5180.00</td> <td>90.85</td> <td>-----</td> <td>-----</td> <td>76.74</td> <td>34.86</td> <td>11.07</td> <td>31.82</td> <td>100</td> <td>298</td> <td>AVERAGE</td> </tr> </tbody> </table>	Limit	Read	Ant	Cable	Preamp	APos	TPos	Remark	Freq	Level	Line Margin	Level Factor	Loss Factor				MHz	dBuV/m	dBuV/m	dB	dBuV	dB/m	dB	cm	deg	1	5180.00	90.85	-----	-----	76.74	34.86	11.07	31.82	100	298	AVERAGE
Limit	Read	Ant	Cable	Preamp	APos	TPos	Remark																																																																					
Freq	Level	Line Margin	Level Factor	Loss Factor																																																																								
MHz	dBuV/m	dBuV/m	dB	dBuV	dB/m	dB	cm	deg																																																																				
1	5148.77	43.43	54.00	-10.57	29.25	34.87	11.09	31.78	100	298	AVERAGE																																																																	
Limit	Read	Ant	Cable	Preamp	APos	TPos	Remark																																																																					
Freq	Level	Line Margin	Level Factor	Loss Factor																																																																								
MHz	dBuV/m	dBuV/m	dB	dBuV	dB/m	dB	cm	deg																																																																				
1	5180.00	90.85	-----	-----	76.74	34.86	11.07	31.82	100	298	AVERAGE																																																																	



	1																																																																											
Mode	Band Edge																																																																											
	U-NII-1_5.15-5.25_802.11a_CH36_5180MHz																																																																											
ANT	22																																																																											
Pol.	Vertical	Fundamental																																																																										
Peak	<p style="text-align: right;">Date: 2023-08-08</p> <table border="1"> <thead> <tr> <th>Limit</th> <th>Read</th> <th>Ant</th> <th>Cable</th> <th>Preamp</th> <th>APos</th> <th>TPos</th> <th>Remark</th> </tr> <tr> <th>Freq</th> <th>Level</th> <th>Line Margin</th> <th>Level Factor</th> <th>Loss Factor</th> <th></th> <th></th> <th></th> </tr> <tr> <th>MHz</th> <th>dBuV/m</th> <th>dBuV/m</th> <th>dB</th> <th>dBuV</th> <th>dB/m</th> <th>dB</th> <th>cm</th> <th>deg</th> </tr> </thead> <tbody> <tr> <td>1</td> <td>5140.31</td> <td>53.40</td> <td>74.00</td> <td>-20.60</td> <td>39.21</td> <td>34.87</td> <td>11.09</td> <td>31.77</td> <td>300</td> <td>266</td> <td>PEAK</td> </tr> </tbody> </table>	Limit	Read	Ant	Cable	Preamp	APos	TPos	Remark	Freq	Level	Line Margin	Level Factor	Loss Factor				MHz	dBuV/m	dBuV/m	dB	dBuV	dB/m	dB	cm	deg	1	5140.31	53.40	74.00	-20.60	39.21	34.87	11.09	31.77	300	266	PEAK	<p style="text-align: right;">Date: 2023-08-08</p> <table border="1"> <thead> <tr> <th>Limit</th> <th>Read</th> <th>Ant</th> <th>Cable</th> <th>Preamp</th> <th>APos</th> <th>TPos</th> <th>Remark</th> </tr> <tr> <th>Freq</th> <th>Level</th> <th>Line Margin</th> <th>Level Factor</th> <th>Loss Factor</th> <th></th> <th></th> <th></th> </tr> <tr> <th>MHz</th> <th>dBuV/m</th> <th>dBuV/m</th> <th>dB</th> <th>dBuV</th> <th>dB/m</th> <th>dB</th> <th>cm</th> <th>deg</th> </tr> </thead> <tbody> <tr> <td>1</td> <td>5180.00</td> <td>98.96</td> <td>-----</td> <td>-----</td> <td>84.83</td> <td>34.87</td> <td>11.07</td> <td>31.81</td> <td>300</td> <td>266</td> <td>PEAK</td> </tr> </tbody> </table>	Limit	Read	Ant	Cable	Preamp	APos	TPos	Remark	Freq	Level	Line Margin	Level Factor	Loss Factor				MHz	dBuV/m	dBuV/m	dB	dBuV	dB/m	dB	cm	deg	1	5180.00	98.96	-----	-----	84.83	34.87	11.07	31.81	300	266	PEAK
	Limit	Read	Ant	Cable	Preamp	APos	TPos	Remark																																																																				
Freq	Level	Line Margin	Level Factor	Loss Factor																																																																								
MHz	dBuV/m	dBuV/m	dB	dBuV	dB/m	dB	cm	deg																																																																				
1	5140.31	53.40	74.00	-20.60	39.21	34.87	11.09	31.77	300	266	PEAK																																																																	
Limit	Read	Ant	Cable	Preamp	APos	TPos	Remark																																																																					
Freq	Level	Line Margin	Level Factor	Loss Factor																																																																								
MHz	dBuV/m	dBuV/m	dB	dBuV	dB/m	dB	cm	deg																																																																				
1	5180.00	98.96	-----	-----	84.83	34.87	11.07	31.81	300	266	PEAK																																																																	
Avg	<p style="text-align: right;">Date: 2023-08-08</p> <table border="1"> <thead> <tr> <th>Limit</th> <th>Read</th> <th>Ant</th> <th>Cable</th> <th>Preamp</th> <th>APos</th> <th>TPos</th> <th>Remark</th> </tr> <tr> <th>Freq</th> <th>Level</th> <th>Line Margin</th> <th>Level Factor</th> <th>Loss Factor</th> <th></th> <th></th> <th></th> </tr> <tr> <th>MHz</th> <th>dBuV/m</th> <th>dBuV/m</th> <th>dB</th> <th>dBuV</th> <th>dB/m</th> <th>dB</th> <th>cm</th> <th>deg</th> </tr> </thead> <tbody> <tr> <td>1</td> <td>5145.71</td> <td>43.43</td> <td>54.00</td> <td>-10.57</td> <td>29.25</td> <td>34.87</td> <td>11.09</td> <td>31.78</td> <td>300</td> <td>266</td> <td>AVERAGE</td> </tr> </tbody> </table>	Limit	Read	Ant	Cable	Preamp	APos	TPos	Remark	Freq	Level	Line Margin	Level Factor	Loss Factor				MHz	dBuV/m	dBuV/m	dB	dBuV	dB/m	dB	cm	deg	1	5145.71	43.43	54.00	-10.57	29.25	34.87	11.09	31.78	300	266	AVERAGE	<p style="text-align: right;">Date: 2023-08-08</p> <table border="1"> <thead> <tr> <th>Limit</th> <th>Read</th> <th>Ant</th> <th>Cable</th> <th>Preamp</th> <th>APos</th> <th>TPos</th> <th>Remark</th> </tr> <tr> <th>Freq</th> <th>Level</th> <th>Line Margin</th> <th>Level Factor</th> <th>Loss Factor</th> <th></th> <th></th> <th></th> </tr> <tr> <th>MHz</th> <th>dBuV/m</th> <th>dBuV/m</th> <th>dB</th> <th>dBuV</th> <th>dB/m</th> <th>dB</th> <th>cm</th> <th>deg</th> </tr> </thead> <tbody> <tr> <td>1</td> <td>5180.00</td> <td>92.92</td> <td>-----</td> <td>-----</td> <td>78.81</td> <td>34.86</td> <td>11.07</td> <td>31.82</td> <td>300</td> <td>266</td> <td>AVERAGE</td> </tr> </tbody> </table>	Limit	Read	Ant	Cable	Preamp	APos	TPos	Remark	Freq	Level	Line Margin	Level Factor	Loss Factor				MHz	dBuV/m	dBuV/m	dB	dBuV	dB/m	dB	cm	deg	1	5180.00	92.92	-----	-----	78.81	34.86	11.07	31.82	300	266	AVERAGE
Limit	Read	Ant	Cable	Preamp	APos	TPos	Remark																																																																					
Freq	Level	Line Margin	Level Factor	Loss Factor																																																																								
MHz	dBuV/m	dBuV/m	dB	dBuV	dB/m	dB	cm	deg																																																																				
1	5145.71	43.43	54.00	-10.57	29.25	34.87	11.09	31.78	300	266	AVERAGE																																																																	
Limit	Read	Ant	Cable	Preamp	APos	TPos	Remark																																																																					
Freq	Level	Line Margin	Level Factor	Loss Factor																																																																								
MHz	dBuV/m	dBuV/m	dB	dBuV	dB/m	dB	cm	deg																																																																				
1	5180.00	92.92	-----	-----	78.81	34.86	11.07	31.82	300	266	AVERAGE																																																																	



Mode	1																																																																																																	
	Harmonic																																																																																																	
	U-NII-1_5.15-5.25_802.11a_CH36_5180MHz																																																																																																	
ANT	22																																																																																																	
Pol.	Horizontal	Vertical																																																																																																
Peak Avg	<p>Date: 2023-08-10</p> <table border="1"> <thead> <tr> <th>Limit</th> <th>Read</th> <th>Ant</th> <th>Cable</th> <th>Preamp</th> <th>APos</th> <th>TPos</th> <th>Remark</th> </tr> <tr> <th>Freq</th> <th>Level</th> <th>Line Margin</th> <th>Level</th> <th>Factor</th> <th>Loss Factor</th> <th></th> <th></th> </tr> <tr> <th>MHz</th> <th>dBuV/m</th> <th>dBuV/m</th> <th>dB</th> <th>dBuV</th> <th>dB/m</th> <th>dB</th> <th>cm deg</th> </tr> </thead> <tbody> <tr> <td>1</td> <td>10360.00</td> <td>49.49</td> <td>68.30</td> <td>-18.81</td> <td>46.67</td> <td>39.44</td> <td>14.15</td> <td>50.77</td> <td>--</td> <td>--</td> <td>Peak</td> </tr> <tr> <td>2</td> <td>15540.00</td> <td>50.58</td> <td>74.00</td> <td>-23.42</td> <td>43.34</td> <td>41.82</td> <td>16.85</td> <td>51.43</td> <td>--</td> <td>--</td> <td>Peak</td> </tr> </tbody> </table>	Limit	Read	Ant	Cable	Preamp	APos	TPos	Remark	Freq	Level	Line Margin	Level	Factor	Loss Factor			MHz	dBuV/m	dBuV/m	dB	dBuV	dB/m	dB	cm deg	1	10360.00	49.49	68.30	-18.81	46.67	39.44	14.15	50.77	--	--	Peak	2	15540.00	50.58	74.00	-23.42	43.34	41.82	16.85	51.43	--	--	Peak	<p>Date: 2023-08-10</p> <table border="1"> <thead> <tr> <th>Limit</th> <th>Read</th> <th>Ant</th> <th>Cable</th> <th>Preamp</th> <th>APos</th> <th>TPos</th> <th>Remark</th> </tr> <tr> <th>Freq</th> <th>Level</th> <th>Line Margin</th> <th>Level</th> <th>Factor</th> <th>Loss Factor</th> <th></th> <th></th> </tr> <tr> <th>MHz</th> <th>dBuV/m</th> <th>dBuV/m</th> <th>dB</th> <th>dBuV</th> <th>dB/m</th> <th>dB</th> <th>cm deg</th> </tr> </thead> <tbody> <tr> <td>1</td> <td>10360.00</td> <td>50.10</td> <td>68.30</td> <td>-18.20</td> <td>47.28</td> <td>39.44</td> <td>14.15</td> <td>50.77</td> <td>--</td> <td>--</td> <td>Peak</td> </tr> <tr> <td>2</td> <td>15540.00</td> <td>49.95</td> <td>74.00</td> <td>-24.05</td> <td>42.71</td> <td>41.82</td> <td>16.85</td> <td>51.43</td> <td>--</td> <td>--</td> <td>Peak</td> </tr> </tbody> </table>	Limit	Read	Ant	Cable	Preamp	APos	TPos	Remark	Freq	Level	Line Margin	Level	Factor	Loss Factor			MHz	dBuV/m	dBuV/m	dB	dBuV	dB/m	dB	cm deg	1	10360.00	50.10	68.30	-18.20	47.28	39.44	14.15	50.77	--	--	Peak	2	15540.00	49.95	74.00	-24.05	42.71	41.82	16.85	51.43	--	--	Peak
	Limit	Read	Ant	Cable	Preamp	APos	TPos	Remark																																																																																										
Freq	Level	Line Margin	Level	Factor	Loss Factor																																																																																													
MHz	dBuV/m	dBuV/m	dB	dBuV	dB/m	dB	cm deg																																																																																											
1	10360.00	49.49	68.30	-18.81	46.67	39.44	14.15	50.77	--	--	Peak																																																																																							
2	15540.00	50.58	74.00	-23.42	43.34	41.82	16.85	51.43	--	--	Peak																																																																																							
Limit	Read	Ant	Cable	Preamp	APos	TPos	Remark																																																																																											
Freq	Level	Line Margin	Level	Factor	Loss Factor																																																																																													
MHz	dBuV/m	dBuV/m	dB	dBuV	dB/m	dB	cm deg																																																																																											
1	10360.00	50.10	68.30	-18.20	47.28	39.44	14.15	50.77	--	--	Peak																																																																																							
2	15540.00	49.95	74.00	-24.05	42.71	41.82	16.85	51.43	--	--	Peak																																																																																							

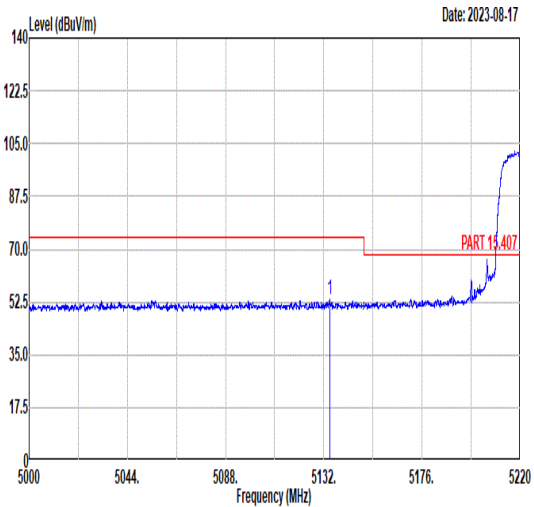
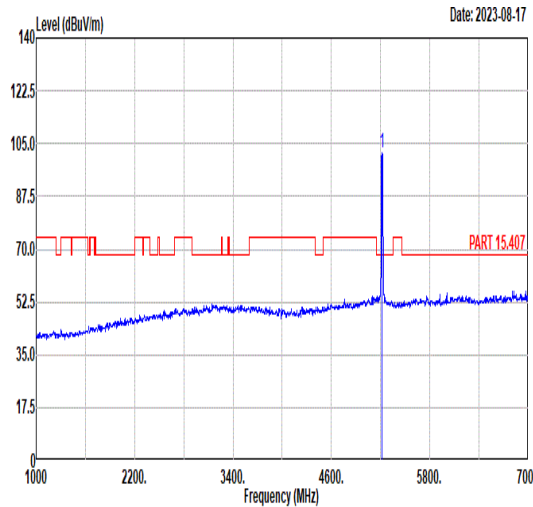
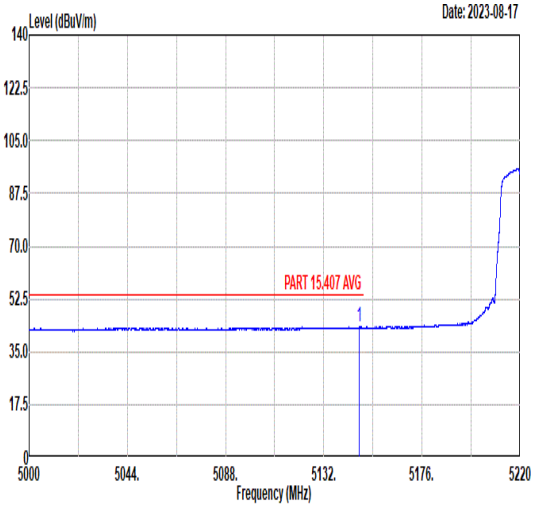
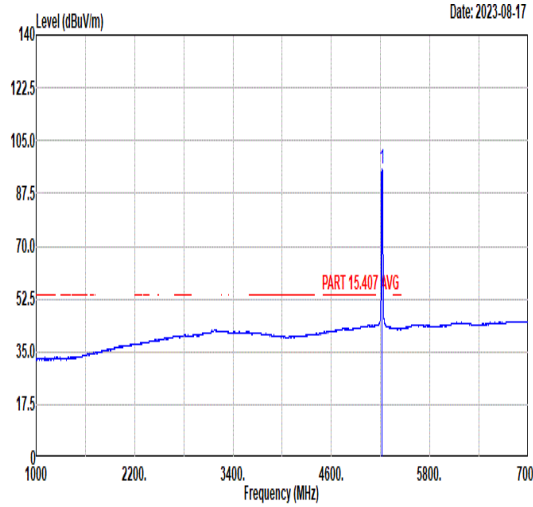


Mode	2																																																																	
	Band Edge - L																																																																	
	U-NII-1_5.15-5.25_802.11a_CH44_5220MHz																																																																	
ANT	22																																																																	
Pol.	Horizontal	Fundamental																																																																
Peak	<p>Date: 2023-08-17</p> <table border="1"> <thead> <tr> <th>Limit Margin</th> <th>Read</th> <th>Ant</th> <th>Cable</th> <th>Preamp</th> <th>APos</th> <th>TPos</th> <th>Remark</th> </tr> <tr> <th>Freq Level Line (dB)</th> <th>Level Factor</th> <th>Loss Factor</th> <th></th> <th></th> <th>cm</th> <th>deg</th> <th></th> </tr> <tr> <th>MHz dBuV/m dBuV/m</th> <th>dBuV</th> <th>dB/m</th> <th>dB</th> <th>dB</th> <th>cm</th> <th>deg</th> <th></th> </tr> </thead> <tbody> <tr> <td>1 5043.01 53.26 74.00 -20.74</td> <td>38.87</td> <td>34.89</td> <td>11.15</td> <td>31.65</td> <td>230</td> <td>291</td> <td>PEAK</td> </tr> </tbody> </table>	Limit Margin	Read	Ant	Cable	Preamp	APos	TPos	Remark	Freq Level Line (dB)	Level Factor	Loss Factor			cm	deg		MHz dBuV/m dBuV/m	dBuV	dB/m	dB	dB	cm	deg		1 5043.01 53.26 74.00 -20.74	38.87	34.89	11.15	31.65	230	291	PEAK	<p>Date: 2023-08-17</p> <table border="1"> <thead> <tr> <th>Limit Margin</th> <th>Read</th> <th>Ant</th> <th>Cable</th> <th>Preamp</th> <th>APos</th> <th>TPos</th> <th>Remark</th> </tr> <tr> <th>Freq Level Line (dB)</th> <th>Level Factor</th> <th>Loss Factor</th> <th></th> <th></th> <th>cm</th> <th>deg</th> <th></th> </tr> <tr> <th>MHz dBuV/m dBuV/m</th> <th>dBuV</th> <th>dB/m</th> <th>dB</th> <th>dB</th> <th>cm</th> <th>deg</th> <th></th> </tr> </thead> <tbody> <tr> <td>1 5220.00 101.28</td> <td>87.25</td> <td>34.86</td> <td>11.04</td> <td>31.87</td> <td>230</td> <td>290</td> <td>PEAK</td> </tr> </tbody> </table>	Limit Margin	Read	Ant	Cable	Preamp	APos	TPos	Remark	Freq Level Line (dB)	Level Factor	Loss Factor			cm	deg		MHz dBuV/m dBuV/m	dBuV	dB/m	dB	dB	cm	deg		1 5220.00 101.28	87.25	34.86	11.04	31.87	230	290	PEAK
	Limit Margin	Read	Ant	Cable	Preamp	APos	TPos	Remark																																																										
Freq Level Line (dB)	Level Factor	Loss Factor			cm	deg																																																												
MHz dBuV/m dBuV/m	dBuV	dB/m	dB	dB	cm	deg																																																												
1 5043.01 53.26 74.00 -20.74	38.87	34.89	11.15	31.65	230	291	PEAK																																																											
Limit Margin	Read	Ant	Cable	Preamp	APos	TPos	Remark																																																											
Freq Level Line (dB)	Level Factor	Loss Factor			cm	deg																																																												
MHz dBuV/m dBuV/m	dBuV	dB/m	dB	dB	cm	deg																																																												
1 5220.00 101.28	87.25	34.86	11.04	31.87	230	290	PEAK																																																											
Avg	<p>Date: 2023-08-17</p> <table border="1"> <thead> <tr> <th>Limit Margin</th> <th>Read</th> <th>Ant</th> <th>Cable</th> <th>Preamp</th> <th>APos</th> <th>TPos</th> <th>Remark</th> </tr> <tr> <th>Freq Level Line (dB)</th> <th>Level Factor</th> <th>Loss Factor</th> <th></th> <th></th> <th>cm</th> <th>deg</th> <th></th> </tr> <tr> <th>MHz dBuV/m dBuV/m</th> <th>dBuV</th> <th>dB/m</th> <th>dB</th> <th>dB</th> <th>cm</th> <th>deg</th> <th></th> </tr> </thead> <tbody> <tr> <td>1 5144.67 43.02 54.00 -10.98</td> <td>28.83</td> <td>34.87</td> <td>11.09</td> <td>31.77</td> <td>230</td> <td>290</td> <td>AVERAGE</td> </tr> </tbody> </table>	Limit Margin	Read	Ant	Cable	Preamp	APos	TPos	Remark	Freq Level Line (dB)	Level Factor	Loss Factor			cm	deg		MHz dBuV/m dBuV/m	dBuV	dB/m	dB	dB	cm	deg		1 5144.67 43.02 54.00 -10.98	28.83	34.87	11.09	31.77	230	290	AVERAGE	<p>Date: 2023-08-17</p> <table border="1"> <thead> <tr> <th>Limit Margin</th> <th>Read</th> <th>Ant</th> <th>Cable</th> <th>Preamp</th> <th>APos</th> <th>TPos</th> <th>Remark</th> </tr> <tr> <th>Freq Level Line (dB)</th> <th>Level Factor</th> <th>Loss Factor</th> <th></th> <th></th> <th>cm</th> <th>deg</th> <th></th> </tr> <tr> <th>MHz dBuV/m dBuV/m</th> <th>dBuV</th> <th>dB/m</th> <th>dB</th> <th>dB</th> <th>cm</th> <th>deg</th> <th></th> </tr> </thead> <tbody> <tr> <td>1 5220.00 95.05</td> <td>81.00</td> <td>34.86</td> <td>11.05</td> <td>31.86</td> <td>230</td> <td>290</td> <td>AVERAGE</td> </tr> </tbody> </table>	Limit Margin	Read	Ant	Cable	Preamp	APos	TPos	Remark	Freq Level Line (dB)	Level Factor	Loss Factor			cm	deg		MHz dBuV/m dBuV/m	dBuV	dB/m	dB	dB	cm	deg		1 5220.00 95.05	81.00	34.86	11.05	31.86	230	290	AVERAGE
Limit Margin	Read	Ant	Cable	Preamp	APos	TPos	Remark																																																											
Freq Level Line (dB)	Level Factor	Loss Factor			cm	deg																																																												
MHz dBuV/m dBuV/m	dBuV	dB/m	dB	dB	cm	deg																																																												
1 5144.67 43.02 54.00 -10.98	28.83	34.87	11.09	31.77	230	290	AVERAGE																																																											
Limit Margin	Read	Ant	Cable	Preamp	APos	TPos	Remark																																																											
Freq Level Line (dB)	Level Factor	Loss Factor			cm	deg																																																												
MHz dBuV/m dBuV/m	dBuV	dB/m	dB	dB	cm	deg																																																												
1 5220.00 95.05	81.00	34.86	11.05	31.86	230	290	AVERAGE																																																											



Mode	2																																					
	Band Edge - R																																					
	U-NII-1_5.15-5.25_802.11a_CH44_5220MHz																																					
ANT	22																																					
Pol.	Horizontal	Fundamental																																				
Peak	<p>Date: 2023-08-17</p> <table border="1"> <thead> <tr> <th>Limit</th> <th>Margin</th> <th>Read</th> <th>Ant</th> <th>Cable</th> <th>Preamp</th> <th>APos</th> <th>TPos</th> <th>Remark</th> </tr> <tr> <th>Freq</th> <th>Level</th> <th>Line</th> <th>Level</th> <th>Factor</th> <th>Loss Factor</th> <th></th> <th></th> <th></th> </tr> <tr> <th>MHz</th> <th>dBuV/m</th> <th>dBuV/m</th> <th>dBuV</th> <th>dB/m</th> <th>dB</th> <th>dB</th> <th>cm</th> <th>deg</th> </tr> </thead> <tbody> <tr> <td>1 5381.18</td> <td>52.33</td> <td>74.00</td> <td>-21.67</td> <td>38.66</td> <td>34.82</td> <td>10.92</td> <td>32.07</td> <td>230 290 PEAK</td> </tr> </tbody> </table>	Limit	Margin	Read	Ant	Cable	Preamp	APos	TPos	Remark	Freq	Level	Line	Level	Factor	Loss Factor				MHz	dBuV/m	dBuV/m	dBuV	dB/m	dB	dB	cm	deg	1 5381.18	52.33	74.00	-21.67	38.66	34.82	10.92	32.07	230 290 PEAK	Blank
Limit	Margin	Read	Ant	Cable	Preamp	APos	TPos	Remark																														
Freq	Level	Line	Level	Factor	Loss Factor																																	
MHz	dBuV/m	dBuV/m	dBuV	dB/m	dB	dB	cm	deg																														
1 5381.18	52.33	74.00	-21.67	38.66	34.82	10.92	32.07	230 290 PEAK																														
Avg	<p>Date: 2023-08-17</p> <table border="1"> <thead> <tr> <th>Limit</th> <th>Margin</th> <th>Read</th> <th>Ant</th> <th>Cable</th> <th>Preamp</th> <th>APos</th> <th>TPos</th> <th>Remark</th> </tr> <tr> <th>Freq</th> <th>Level</th> <th>Line</th> <th>Level</th> <th>Factor</th> <th>Loss Factor</th> <th></th> <th></th> <th></th> </tr> <tr> <th>MHz</th> <th>dBuV/m</th> <th>dBuV/m</th> <th>dBuV</th> <th>dB/m</th> <th>dB</th> <th>dB</th> <th>cm</th> <th>deg</th> </tr> </thead> <tbody> <tr> <td>1 5351.42</td> <td>42.27</td> <td>54.00</td> <td>-11.73</td> <td>28.53</td> <td>34.83</td> <td>10.94</td> <td>32.03</td> <td>230 290 AVERAGE</td> </tr> </tbody> </table>	Limit	Margin	Read	Ant	Cable	Preamp	APos	TPos	Remark	Freq	Level	Line	Level	Factor	Loss Factor				MHz	dBuV/m	dBuV/m	dBuV	dB/m	dB	dB	cm	deg	1 5351.42	42.27	54.00	-11.73	28.53	34.83	10.94	32.03	230 290 AVERAGE	Blank
Limit	Margin	Read	Ant	Cable	Preamp	APos	TPos	Remark																														
Freq	Level	Line	Level	Factor	Loss Factor																																	
MHz	dBuV/m	dBuV/m	dBuV	dB/m	dB	dB	cm	deg																														
1 5351.42	42.27	54.00	-11.73	28.53	34.83	10.94	32.03	230 290 AVERAGE																														

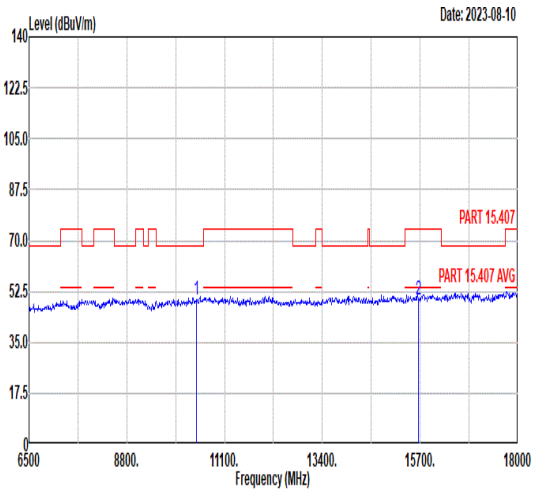
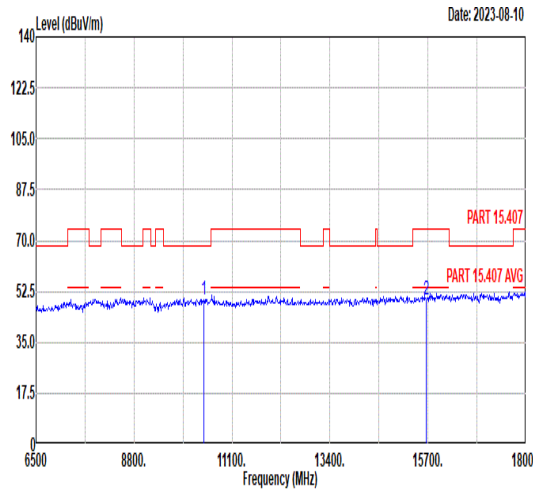


Mode	2																																																																	
	Band Edge - L																																																																	
	U-NII-1_5.15-5.25_802.11a_CH44_5220MHz																																																																	
ANT	22																																																																	
Pol.	Vertical	Fundamental																																																																
Peak	 <p>Date: 2023-08-17</p> <table border="1"> <thead> <tr> <th>Limit Margin</th> <th>Read</th> <th>Ant</th> <th>Cable</th> <th>Preamp</th> <th>APos</th> <th>TPos</th> <th>Remark</th> </tr> <tr> <th>Freq Level Line (dB)</th> <th>Level Factor</th> <th>Loss Factor</th> <th></th> <th></th> <th></th> <th></th> <th></th> </tr> <tr> <th>MHz dBuV/m dBuV/m</th> <th>dBuV</th> <th>dB/m</th> <th>dB</th> <th>dB</th> <th>cm</th> <th>deg</th> <th></th> </tr> </thead> <tbody> <tr> <td>1 5134.55 53.29 74.00 -20.71</td> <td>39.09</td> <td>34.87</td> <td>11.09</td> <td>31.76</td> <td>330</td> <td>271</td> <td>PEAK</td> </tr> </tbody> </table>	Limit Margin	Read	Ant	Cable	Preamp	APos	TPos	Remark	Freq Level Line (dB)	Level Factor	Loss Factor						MHz dBuV/m dBuV/m	dBuV	dB/m	dB	dB	cm	deg		1 5134.55 53.29 74.00 -20.71	39.09	34.87	11.09	31.76	330	271	PEAK	 <p>Date: 2023-08-17</p> <table border="1"> <thead> <tr> <th>Limit Margin</th> <th>Read</th> <th>Ant</th> <th>Cable</th> <th>Preamp</th> <th>APos</th> <th>TPos</th> <th>Remark</th> </tr> <tr> <th>Freq Level Line (dB)</th> <th>Level Factor</th> <th>Loss Factor</th> <th></th> <th></th> <th></th> <th></th> <th></th> </tr> <tr> <th>MHz dBuV/m dBuV/m</th> <th>dBuV</th> <th>dB/m</th> <th>dB</th> <th>dB</th> <th>cm</th> <th>deg</th> <th></th> </tr> </thead> <tbody> <tr> <td>1 5220.00 101.77</td> <td>87.72</td> <td>34.86</td> <td>11.05</td> <td>31.86</td> <td>330</td> <td>271</td> <td>PEAK</td> </tr> </tbody> </table>	Limit Margin	Read	Ant	Cable	Preamp	APos	TPos	Remark	Freq Level Line (dB)	Level Factor	Loss Factor						MHz dBuV/m dBuV/m	dBuV	dB/m	dB	dB	cm	deg		1 5220.00 101.77	87.72	34.86	11.05	31.86	330	271	PEAK
	Limit Margin	Read	Ant	Cable	Preamp	APos	TPos	Remark																																																										
Freq Level Line (dB)	Level Factor	Loss Factor																																																																
MHz dBuV/m dBuV/m	dBuV	dB/m	dB	dB	cm	deg																																																												
1 5134.55 53.29 74.00 -20.71	39.09	34.87	11.09	31.76	330	271	PEAK																																																											
Limit Margin	Read	Ant	Cable	Preamp	APos	TPos	Remark																																																											
Freq Level Line (dB)	Level Factor	Loss Factor																																																																
MHz dBuV/m dBuV/m	dBuV	dB/m	dB	dB	cm	deg																																																												
1 5220.00 101.77	87.72	34.86	11.05	31.86	330	271	PEAK																																																											
Avg	 <p>Date: 2023-08-17</p> <table border="1"> <thead> <tr> <th>Limit Margin</th> <th>Read</th> <th>Ant</th> <th>Cable</th> <th>Preamp</th> <th>APos</th> <th>TPos</th> <th>Remark</th> </tr> <tr> <th>Freq Level Line (dB)</th> <th>Level Factor</th> <th>Loss Factor</th> <th></th> <th></th> <th></th> <th></th> <th></th> </tr> <tr> <th>MHz dBuV/m dBuV/m</th> <th>dBuV</th> <th>dB/m</th> <th>dB</th> <th>dB</th> <th>cm</th> <th>deg</th> <th></th> </tr> </thead> <tbody> <tr> <td>1 5147.97 43.12 54.00 -10.88</td> <td>28.94</td> <td>34.87</td> <td>11.09</td> <td>31.78</td> <td>330</td> <td>271</td> <td>AVERAGE</td> </tr> </tbody> </table>	Limit Margin	Read	Ant	Cable	Preamp	APos	TPos	Remark	Freq Level Line (dB)	Level Factor	Loss Factor						MHz dBuV/m dBuV/m	dBuV	dB/m	dB	dB	cm	deg		1 5147.97 43.12 54.00 -10.88	28.94	34.87	11.09	31.78	330	271	AVERAGE	 <p>Date: 2023-08-17</p> <table border="1"> <thead> <tr> <th>Limit Margin</th> <th>Read</th> <th>Ant</th> <th>Cable</th> <th>Preamp</th> <th>APos</th> <th>TPos</th> <th>Remark</th> </tr> <tr> <th>Freq Level Line (dB)</th> <th>Level Factor</th> <th>Loss Factor</th> <th></th> <th></th> <th></th> <th></th> <th></th> </tr> <tr> <th>MHz dBuV/m dBuV/m</th> <th>dBuV</th> <th>dB/m</th> <th>dB</th> <th>dB</th> <th>cm</th> <th>deg</th> <th></th> </tr> </thead> <tbody> <tr> <td>1 5220.00 95.50</td> <td>81.45</td> <td>34.86</td> <td>11.05</td> <td>31.86</td> <td>330</td> <td>271</td> <td>AVERAGE</td> </tr> </tbody> </table>	Limit Margin	Read	Ant	Cable	Preamp	APos	TPos	Remark	Freq Level Line (dB)	Level Factor	Loss Factor						MHz dBuV/m dBuV/m	dBuV	dB/m	dB	dB	cm	deg		1 5220.00 95.50	81.45	34.86	11.05	31.86	330	271	AVERAGE
	Limit Margin	Read	Ant	Cable	Preamp	APos	TPos	Remark																																																										
Freq Level Line (dB)	Level Factor	Loss Factor																																																																
MHz dBuV/m dBuV/m	dBuV	dB/m	dB	dB	cm	deg																																																												
1 5147.97 43.12 54.00 -10.88	28.94	34.87	11.09	31.78	330	271	AVERAGE																																																											
Limit Margin	Read	Ant	Cable	Preamp	APos	TPos	Remark																																																											
Freq Level Line (dB)	Level Factor	Loss Factor																																																																
MHz dBuV/m dBuV/m	dBuV	dB/m	dB	dB	cm	deg																																																												
1 5220.00 95.50	81.45	34.86	11.05	31.86	330	271	AVERAGE																																																											



Mode	2																																							
	Band Edge - R																																							
	U-NII-1_5.15-5.25_802.11a_CH44_5220MHz																																							
ANT	22																																							
Pol.	Vertical	Fundamental																																						
Peak	<p>Date: 2023-08-17</p> <table border="1"> <thead> <tr> <th>Limit</th> <th>Margin</th> <th>Read</th> <th>Ant</th> <th>Cable</th> <th>Preamp</th> <th>APos</th> <th>TPos</th> <th>Remark</th> </tr> <tr> <th>Freq</th> <th>Level</th> <th>Line</th> <th>(dB)</th> <th>Level</th> <th>Factor</th> <th>Loss</th> <th>Factor</th> <th></th> </tr> <tr> <th>MHz</th> <th>dBuV/m</th> <th>dBuV/m</th> <th>dBuV</th> <th>dB/m</th> <th>dB</th> <th>dB</th> <th>cm</th> <th>deg</th> </tr> </thead> <tbody> <tr> <td>1</td> <td>5387.88</td> <td>51.96</td> <td>74.00</td> <td>-22.04</td> <td>38.31</td> <td>34.82</td> <td>10.91</td> <td>32.08</td> <td>330</td> <td>271 PEAK</td> </tr> </tbody> </table>	Limit	Margin	Read	Ant	Cable	Preamp	APos	TPos	Remark	Freq	Level	Line	(dB)	Level	Factor	Loss	Factor		MHz	dBuV/m	dBuV/m	dBuV	dB/m	dB	dB	cm	deg	1	5387.88	51.96	74.00	-22.04	38.31	34.82	10.91	32.08	330	271 PEAK	Blank
Limit	Margin	Read	Ant	Cable	Preamp	APos	TPos	Remark																																
Freq	Level	Line	(dB)	Level	Factor	Loss	Factor																																	
MHz	dBuV/m	dBuV/m	dBuV	dB/m	dB	dB	cm	deg																																
1	5387.88	51.96	74.00	-22.04	38.31	34.82	10.91	32.08	330	271 PEAK																														
Avg	<p>Date: 2023-08-17</p> <table border="1"> <thead> <tr> <th>Limit</th> <th>Margin</th> <th>Read</th> <th>Ant</th> <th>Cable</th> <th>Preamp</th> <th>APos</th> <th>TPos</th> <th>Remark</th> </tr> <tr> <th>Freq</th> <th>Level</th> <th>Line</th> <th>(dB)</th> <th>Level</th> <th>Factor</th> <th>Loss</th> <th>Factor</th> <th></th> </tr> <tr> <th>MHz</th> <th>dBuV/m</th> <th>dBuV/m</th> <th>dBuV</th> <th>dB/m</th> <th>dB</th> <th>dB</th> <th>cm</th> <th>deg</th> </tr> </thead> <tbody> <tr> <td>1</td> <td>5354.06</td> <td>42.09</td> <td>54.00</td> <td>-11.91</td> <td>28.35</td> <td>34.83</td> <td>10.94</td> <td>32.03</td> <td>330</td> <td>271 AVERAGE</td> </tr> </tbody> </table>	Limit	Margin	Read	Ant	Cable	Preamp	APos	TPos	Remark	Freq	Level	Line	(dB)	Level	Factor	Loss	Factor		MHz	dBuV/m	dBuV/m	dBuV	dB/m	dB	dB	cm	deg	1	5354.06	42.09	54.00	-11.91	28.35	34.83	10.94	32.03	330	271 AVERAGE	Blank
Limit	Margin	Read	Ant	Cable	Preamp	APos	TPos	Remark																																
Freq	Level	Line	(dB)	Level	Factor	Loss	Factor																																	
MHz	dBuV/m	dBuV/m	dBuV	dB/m	dB	dB	cm	deg																																
1	5354.06	42.09	54.00	-11.91	28.35	34.83	10.94	32.03	330	271 AVERAGE																														



Mode	2																																																																																																				
	Harmonic																																																																																																				
	U-NII-1_5.15-5.25_802.11a_CH44_5220MHz																																																																																																				
ANT	22																																																																																																				
Pol.	Horizontal	Vertical																																																																																																			
Peak Avg	 <p>Date: 2023-08-10</p>	 <p>Date: 2023-08-10</p>																																																																																																			
	<table border="1"> <thead> <tr> <th></th> <th>Limit</th> <th>Read</th> <th>Ant</th> <th>Cable</th> <th>Preamp</th> <th>Apos</th> <th>TPos</th> <th></th> </tr> <tr> <th>Freq</th> <th>Level</th> <th>Line Margin</th> <th>Level</th> <th>Factor</th> <th>Loss Factor</th> <th></th> <th></th> <th>Remark</th> </tr> <tr> <th>MHz</th> <th>dBuV/m</th> <th>dBuV/m</th> <th>dB</th> <th>dBuV</th> <th>dB/m</th> <th>dB</th> <th>dB</th> <th>cm</th> <th>deg</th> </tr> </thead> <tbody> <tr> <td>1</td> <td>10440.00</td> <td>49.63</td> <td>68.30</td> <td>-18.67</td> <td>46.74</td> <td>39.48</td> <td>14.20</td> <td>50.79</td> <td>--</td> <td>Peak</td> </tr> <tr> <td>2</td> <td>15660.00</td> <td>49.57</td> <td>74.00</td> <td>-24.43</td> <td>42.26</td> <td>41.90</td> <td>16.94</td> <td>51.53</td> <td>--</td> <td>Peak</td> </tr> </tbody> </table>		Limit	Read	Ant	Cable	Preamp	Apos	TPos		Freq	Level	Line Margin	Level	Factor	Loss Factor			Remark	MHz	dBuV/m	dBuV/m	dB	dBuV	dB/m	dB	dB	cm	deg	1	10440.00	49.63	68.30	-18.67	46.74	39.48	14.20	50.79	--	Peak	2	15660.00	49.57	74.00	-24.43	42.26	41.90	16.94	51.53	--	Peak	<table border="1"> <thead> <tr> <th></th> <th>Limit</th> <th>Read</th> <th>Ant</th> <th>Cable</th> <th>Preamp</th> <th>Apos</th> <th>TPos</th> <th></th> </tr> <tr> <th>Freq</th> <th>Level</th> <th>Line Margin</th> <th>Level</th> <th>Factor</th> <th>Loss Factor</th> <th></th> <th></th> <th>Remark</th> </tr> <tr> <th>MHz</th> <th>dBuV/m</th> <th>dBuV/m</th> <th>dB</th> <th>dBuV</th> <th>dB/m</th> <th>dB</th> <th>dB</th> <th>cm</th> <th>deg</th> </tr> </thead> <tbody> <tr> <td>1</td> <td>10440.00</td> <td>49.60</td> <td>68.30</td> <td>-18.70</td> <td>46.71</td> <td>39.48</td> <td>14.20</td> <td>50.79</td> <td>--</td> <td>Peak</td> </tr> <tr> <td>2</td> <td>15660.00</td> <td>49.66</td> <td>74.00</td> <td>-24.34</td> <td>42.35</td> <td>41.90</td> <td>16.94</td> <td>51.53</td> <td>--</td> <td>Peak</td> </tr> </tbody> </table>		Limit	Read	Ant	Cable	Preamp	Apos	TPos		Freq	Level	Line Margin	Level	Factor	Loss Factor			Remark	MHz	dBuV/m	dBuV/m	dB	dBuV	dB/m	dB	dB	cm	deg	1	10440.00	49.60	68.30	-18.70	46.71	39.48	14.20	50.79	--	Peak	2	15660.00	49.66	74.00	-24.34	42.35	41.90	16.94	51.53	--
	Limit	Read	Ant	Cable	Preamp	Apos	TPos																																																																																														
Freq	Level	Line Margin	Level	Factor	Loss Factor			Remark																																																																																													
MHz	dBuV/m	dBuV/m	dB	dBuV	dB/m	dB	dB	cm	deg																																																																																												
1	10440.00	49.63	68.30	-18.67	46.74	39.48	14.20	50.79	--	Peak																																																																																											
2	15660.00	49.57	74.00	-24.43	42.26	41.90	16.94	51.53	--	Peak																																																																																											
	Limit	Read	Ant	Cable	Preamp	Apos	TPos																																																																																														
Freq	Level	Line Margin	Level	Factor	Loss Factor			Remark																																																																																													
MHz	dBuV/m	dBuV/m	dB	dBuV	dB/m	dB	dB	cm	deg																																																																																												
1	10440.00	49.60	68.30	-18.70	46.71	39.48	14.20	50.79	--	Peak																																																																																											
2	15660.00	49.66	74.00	-24.34	42.35	41.90	16.94	51.53	--	Peak																																																																																											



	3																																																																	
Mode	Band Edge - L																																																																	
	U-NII-1_5.15-5.25_802.11a_CH48_5240MHz																																																																	
ANT	22																																																																	
Pol.	Horizontal	Fundamental																																																																
Peak	<table border="1"> <thead> <tr> <th>Limit Margin</th> <th>Read</th> <th>Ant</th> <th>Cable</th> <th>Preamp</th> <th>APos</th> <th>TPos</th> <th>Remark</th> </tr> <tr> <th>Freq Level Line (dB)</th> <th>Level Factor</th> <th>Loss Factor</th> <th></th> <th></th> <th></th> <th></th> <th></th> </tr> <tr> <th>MHz dBuV/m dBuV/m</th> <th>dBuV</th> <th>dB/m</th> <th>dB</th> <th>dB</th> <th>cm</th> <th>deg</th> <th></th> </tr> </thead> <tbody> <tr> <td>1 5149.18 53.83 74.00 -20.17</td> <td>39.65</td> <td>34.87</td> <td>11.09</td> <td>31.78</td> <td>226</td> <td>290</td> <td>PEAK</td> </tr> </tbody> </table>	Limit Margin	Read	Ant	Cable	Preamp	APos	TPos	Remark	Freq Level Line (dB)	Level Factor	Loss Factor						MHz dBuV/m dBuV/m	dBuV	dB/m	dB	dB	cm	deg		1 5149.18 53.83 74.00 -20.17	39.65	34.87	11.09	31.78	226	290	PEAK	<table border="1"> <thead> <tr> <th>Limit Margin</th> <th>Read</th> <th>Ant</th> <th>Cable</th> <th>Preamp</th> <th>APos</th> <th>TPos</th> <th>Remark</th> </tr> <tr> <th>Freq Level Line (dB)</th> <th>Level Factor</th> <th>Loss Factor</th> <th></th> <th></th> <th></th> <th></th> <th></th> </tr> <tr> <th>MHz dBuV/m dBuV/m</th> <th>dBuV</th> <th>dB/m</th> <th>dB</th> <th>dB</th> <th>cm</th> <th>deg</th> <th></th> </tr> </thead> <tbody> <tr> <td>1 5240.00 108.42</td> <td>94.43</td> <td>34.85</td> <td>11.03</td> <td>31.89</td> <td>226</td> <td>290</td> <td>PEAK</td> </tr> </tbody> </table>	Limit Margin	Read	Ant	Cable	Preamp	APos	TPos	Remark	Freq Level Line (dB)	Level Factor	Loss Factor						MHz dBuV/m dBuV/m	dBuV	dB/m	dB	dB	cm	deg		1 5240.00 108.42	94.43	34.85	11.03	31.89	226	290	PEAK
Limit Margin	Read	Ant	Cable	Preamp	APos	TPos	Remark																																																											
Freq Level Line (dB)	Level Factor	Loss Factor																																																																
MHz dBuV/m dBuV/m	dBuV	dB/m	dB	dB	cm	deg																																																												
1 5149.18 53.83 74.00 -20.17	39.65	34.87	11.09	31.78	226	290	PEAK																																																											
Limit Margin	Read	Ant	Cable	Preamp	APos	TPos	Remark																																																											
Freq Level Line (dB)	Level Factor	Loss Factor																																																																
MHz dBuV/m dBuV/m	dBuV	dB/m	dB	dB	cm	deg																																																												
1 5240.00 108.42	94.43	34.85	11.03	31.89	226	290	PEAK																																																											
Avg	<table border="1"> <thead> <tr> <th>Limit Margin</th> <th>Read</th> <th>Ant</th> <th>Cable</th> <th>Preamp</th> <th>APos</th> <th>TPos</th> <th>Remark</th> </tr> <tr> <th>Freq Level Line (dB)</th> <th>Level Factor</th> <th>Loss Factor</th> <th></th> <th></th> <th></th> <th></th> <th></th> </tr> <tr> <th>MHz dBuV/m dBuV/m</th> <th>dBuV</th> <th>dB/m</th> <th>dB</th> <th>dB</th> <th>cm</th> <th>deg</th> <th></th> </tr> </thead> <tbody> <tr> <td>1 5149.18 43.71 54.00 -10.29</td> <td>29.53</td> <td>34.87</td> <td>11.09</td> <td>31.78</td> <td>226</td> <td>290</td> <td>AVERAGE</td> </tr> </tbody> </table>	Limit Margin	Read	Ant	Cable	Preamp	APos	TPos	Remark	Freq Level Line (dB)	Level Factor	Loss Factor						MHz dBuV/m dBuV/m	dBuV	dB/m	dB	dB	cm	deg		1 5149.18 43.71 54.00 -10.29	29.53	34.87	11.09	31.78	226	290	AVERAGE	<table border="1"> <thead> <tr> <th>Limit Margin</th> <th>Read</th> <th>Ant</th> <th>Cable</th> <th>Preamp</th> <th>APos</th> <th>TPos</th> <th>Remark</th> </tr> <tr> <th>Freq Level Line (dB)</th> <th>Level Factor</th> <th>Loss Factor</th> <th></th> <th></th> <th></th> <th></th> <th></th> </tr> <tr> <th>MHz dBuV/m dBuV/m</th> <th>dBuV</th> <th>dB/m</th> <th>dB</th> <th>dB</th> <th>cm</th> <th>deg</th> <th></th> </tr> </thead> <tbody> <tr> <td>1 5240.00 101.50</td> <td>87.51</td> <td>34.85</td> <td>11.03</td> <td>31.89</td> <td>226</td> <td>290</td> <td>AVERAGE</td> </tr> </tbody> </table>	Limit Margin	Read	Ant	Cable	Preamp	APos	TPos	Remark	Freq Level Line (dB)	Level Factor	Loss Factor						MHz dBuV/m dBuV/m	dBuV	dB/m	dB	dB	cm	deg		1 5240.00 101.50	87.51	34.85	11.03	31.89	226	290	AVERAGE
Limit Margin	Read	Ant	Cable	Preamp	APos	TPos	Remark																																																											
Freq Level Line (dB)	Level Factor	Loss Factor																																																																
MHz dBuV/m dBuV/m	dBuV	dB/m	dB	dB	cm	deg																																																												
1 5149.18 43.71 54.00 -10.29	29.53	34.87	11.09	31.78	226	290	AVERAGE																																																											
Limit Margin	Read	Ant	Cable	Preamp	APos	TPos	Remark																																																											
Freq Level Line (dB)	Level Factor	Loss Factor																																																																
MHz dBuV/m dBuV/m	dBuV	dB/m	dB	dB	cm	deg																																																												
1 5240.00 101.50	87.51	34.85	11.03	31.89	226	290	AVERAGE																																																											



Mode	3																																	
	Band Edge - R																																	
	U-NII-1_5.15-5.25_802.11a_CH48_5240MHz																																	
ANT	22																																	
Pol.	Horizontal	Fundamental																																
Peak	<table border="1"> <thead> <tr> <th>Limit Margin</th> <th>Read</th> <th>Ant</th> <th>Cable</th> <th>Preamp</th> <th>APos</th> <th>TPos</th> <th>Remark</th> </tr> <tr> <th>Freq Level Line (dB)</th> <th>Level Factor</th> <th>Level Factor</th> <th>Loss Factor</th> <th>Loss Factor</th> <th>cm</th> <th>deg</th> <th></th> </tr> <tr> <th>MHz dBuV/m dBuV/m</th> <th>dBuV</th> <th>dB/m</th> <th>dB</th> <th>dB</th> <th>cm</th> <th>deg</th> <th></th> </tr> </thead> <tbody> <tr> <td>1 5378.27 53.16 74.00 -20.84</td> <td>39.48</td> <td>34.82</td> <td>10.92</td> <td>32.06</td> <td>226</td> <td>290</td> <td>PEAK</td> </tr> </tbody> </table>	Limit Margin	Read	Ant	Cable	Preamp	APos	TPos	Remark	Freq Level Line (dB)	Level Factor	Level Factor	Loss Factor	Loss Factor	cm	deg		MHz dBuV/m dBuV/m	dBuV	dB/m	dB	dB	cm	deg		1 5378.27 53.16 74.00 -20.84	39.48	34.82	10.92	32.06	226	290	PEAK	Blank
Limit Margin	Read	Ant	Cable	Preamp	APos	TPos	Remark																											
Freq Level Line (dB)	Level Factor	Level Factor	Loss Factor	Loss Factor	cm	deg																												
MHz dBuV/m dBuV/m	dBuV	dB/m	dB	dB	cm	deg																												
1 5378.27 53.16 74.00 -20.84	39.48	34.82	10.92	32.06	226	290	PEAK																											
Avg	<table border="1"> <thead> <tr> <th>Limit Margin</th> <th>Read</th> <th>Ant</th> <th>Cable</th> <th>Preamp</th> <th>APos</th> <th>TPos</th> <th>Remark</th> </tr> <tr> <th>Freq Level Line (dB)</th> <th>Level Factor</th> <th>Level Factor</th> <th>Loss Factor</th> <th>Loss Factor</th> <th>cm</th> <th>deg</th> <th></th> </tr> <tr> <th>MHz dBuV/m dBuV/m</th> <th>dBuV</th> <th>dB/m</th> <th>dB</th> <th>dB</th> <th>cm</th> <th>deg</th> <th></th> </tr> </thead> <tbody> <tr> <td>1 5357.39 43.46 54.00 -10.54</td> <td>29.73</td> <td>34.83</td> <td>10.94</td> <td>32.04</td> <td>226</td> <td>290</td> <td>AVERAGE</td> </tr> </tbody> </table>	Limit Margin	Read	Ant	Cable	Preamp	APos	TPos	Remark	Freq Level Line (dB)	Level Factor	Level Factor	Loss Factor	Loss Factor	cm	deg		MHz dBuV/m dBuV/m	dBuV	dB/m	dB	dB	cm	deg		1 5357.39 43.46 54.00 -10.54	29.73	34.83	10.94	32.04	226	290	AVERAGE	Blank
Limit Margin	Read	Ant	Cable	Preamp	APos	TPos	Remark																											
Freq Level Line (dB)	Level Factor	Level Factor	Loss Factor	Loss Factor	cm	deg																												
MHz dBuV/m dBuV/m	dBuV	dB/m	dB	dB	cm	deg																												
1 5357.39 43.46 54.00 -10.54	29.73	34.83	10.94	32.04	226	290	AVERAGE																											



	3																																																																									
Mode	Band Edge - L																																																																									
	U-NII-1_5.15-5.25_802.11a_CH48_5240MHz																																																																									
ANT	22																																																																									
Pol.	Vertical	Fundamental																																																																								
Peak	<table border="1"> <thead> <tr> <th>Limit</th> <th>Margin</th> <th>Read</th> <th>Ant</th> <th>Cable</th> <th>Preamp</th> <th>APos</th> <th>TPos</th> <th>Remark</th> </tr> <tr> <th>Freq</th> <th>Level</th> <th>Line</th> <th>(dB)</th> <th>Level</th> <th>Factor</th> <th>Loss Factor</th> <th></th> <th></th> </tr> <tr> <th>MHz</th> <th>dBuV/m</th> <th>dBuV/m</th> <th>dBuV</th> <th>dB/m</th> <th>dB</th> <th>dB</th> <th>cm</th> <th>deg</th> </tr> </thead> <tbody> <tr> <td>1 5135.96</td> <td>53.54</td> <td>74.00</td> <td>-20.46</td> <td>39.34</td> <td>34.87</td> <td>11.09</td> <td>31.76</td> <td>323 271 PEAK</td> </tr> </tbody> </table>	Limit	Margin	Read	Ant	Cable	Preamp	APos	TPos	Remark	Freq	Level	Line	(dB)	Level	Factor	Loss Factor			MHz	dBuV/m	dBuV/m	dBuV	dB/m	dB	dB	cm	deg	1 5135.96	53.54	74.00	-20.46	39.34	34.87	11.09	31.76	323 271 PEAK	<table border="1"> <thead> <tr> <th>Limit</th> <th>Margin</th> <th>Read</th> <th>Ant</th> <th>Cable</th> <th>Preamp</th> <th>APos</th> <th>TPos</th> <th>Remark</th> </tr> <tr> <th>Freq</th> <th>Level</th> <th>Line</th> <th>(dB)</th> <th>Level</th> <th>Factor</th> <th>Loss Factor</th> <th></th> <th></th> </tr> <tr> <th>MHz</th> <th>dBuV/m</th> <th>dBuV/m</th> <th>dBuV</th> <th>dB/m</th> <th>dB</th> <th>dB</th> <th>cm</th> <th>deg</th> </tr> </thead> <tbody> <tr> <td>1 5240.00</td> <td>108.84</td> <td>-----</td> <td>-----</td> <td>94.85</td> <td>34.85</td> <td>11.03</td> <td>31.89</td> <td>323 271 PEAK</td> </tr> </tbody> </table>	Limit	Margin	Read	Ant	Cable	Preamp	APos	TPos	Remark	Freq	Level	Line	(dB)	Level	Factor	Loss Factor			MHz	dBuV/m	dBuV/m	dBuV	dB/m	dB	dB	cm	deg	1 5240.00	108.84	-----	-----	94.85	34.85	11.03	31.89	323 271 PEAK
Limit	Margin	Read	Ant	Cable	Preamp	APos	TPos	Remark																																																																		
Freq	Level	Line	(dB)	Level	Factor	Loss Factor																																																																				
MHz	dBuV/m	dBuV/m	dBuV	dB/m	dB	dB	cm	deg																																																																		
1 5135.96	53.54	74.00	-20.46	39.34	34.87	11.09	31.76	323 271 PEAK																																																																		
Limit	Margin	Read	Ant	Cable	Preamp	APos	TPos	Remark																																																																		
Freq	Level	Line	(dB)	Level	Factor	Loss Factor																																																																				
MHz	dBuV/m	dBuV/m	dBuV	dB/m	dB	dB	cm	deg																																																																		
1 5240.00	108.84	-----	-----	94.85	34.85	11.03	31.89	323 271 PEAK																																																																		
Avg	<table border="1"> <thead> <tr> <th>Limit</th> <th>Margin</th> <th>Read</th> <th>Ant</th> <th>Cable</th> <th>Preamp</th> <th>APos</th> <th>TPos</th> <th>Remark</th> </tr> <tr> <th>Freq</th> <th>Level</th> <th>Line</th> <th>(dB)</th> <th>Level</th> <th>Factor</th> <th>Loss Factor</th> <th></th> <th></th> </tr> <tr> <th>MHz</th> <th>dBuV/m</th> <th>dBuV/m</th> <th>dBuV</th> <th>dB/m</th> <th>dB</th> <th>dB</th> <th>cm</th> <th>deg</th> </tr> </thead> <tbody> <tr> <td>1 5149.42</td> <td>44.13</td> <td>54.00</td> <td>-9.87</td> <td>29.95</td> <td>34.87</td> <td>11.09</td> <td>31.78</td> <td>323 271 AVERAGE</td> </tr> </tbody> </table>	Limit	Margin	Read	Ant	Cable	Preamp	APos	TPos	Remark	Freq	Level	Line	(dB)	Level	Factor	Loss Factor			MHz	dBuV/m	dBuV/m	dBuV	dB/m	dB	dB	cm	deg	1 5149.42	44.13	54.00	-9.87	29.95	34.87	11.09	31.78	323 271 AVERAGE	<table border="1"> <thead> <tr> <th>Limit</th> <th>Margin</th> <th>Read</th> <th>Ant</th> <th>Cable</th> <th>Preamp</th> <th>APos</th> <th>TPos</th> <th>Remark</th> </tr> <tr> <th>Freq</th> <th>Level</th> <th>Line</th> <th>(dB)</th> <th>Level</th> <th>Factor</th> <th>Loss Factor</th> <th></th> <th></th> </tr> <tr> <th>MHz</th> <th>dBuV/m</th> <th>dBuV/m</th> <th>dBuV</th> <th>dB/m</th> <th>dB</th> <th>dB</th> <th>cm</th> <th>deg</th> </tr> </thead> <tbody> <tr> <td>1 5240.00</td> <td>101.92</td> <td>-----</td> <td>-----</td> <td>87.93</td> <td>34.85</td> <td>11.03</td> <td>31.89</td> <td>323 271 AVERAGE</td> </tr> </tbody> </table>	Limit	Margin	Read	Ant	Cable	Preamp	APos	TPos	Remark	Freq	Level	Line	(dB)	Level	Factor	Loss Factor			MHz	dBuV/m	dBuV/m	dBuV	dB/m	dB	dB	cm	deg	1 5240.00	101.92	-----	-----	87.93	34.85	11.03	31.89	323 271 AVERAGE
Limit	Margin	Read	Ant	Cable	Preamp	APos	TPos	Remark																																																																		
Freq	Level	Line	(dB)	Level	Factor	Loss Factor																																																																				
MHz	dBuV/m	dBuV/m	dBuV	dB/m	dB	dB	cm	deg																																																																		
1 5149.42	44.13	54.00	-9.87	29.95	34.87	11.09	31.78	323 271 AVERAGE																																																																		
Limit	Margin	Read	Ant	Cable	Preamp	APos	TPos	Remark																																																																		
Freq	Level	Line	(dB)	Level	Factor	Loss Factor																																																																				
MHz	dBuV/m	dBuV/m	dBuV	dB/m	dB	dB	cm	deg																																																																		
1 5240.00	101.92	-----	-----	87.93	34.85	11.03	31.89	323 271 AVERAGE																																																																		



Mode	3																																								
	Band Edge - R																																								
	U-NII-1_5.15-5.25_802.11a_CH48_5240MHz																																								
ANT	22																																								
Pol.	Vertical	Fundamental																																							
Peak	<table border="1"> <thead> <tr> <th>Limit</th> <th>Margin</th> <th>Read</th> <th>Ant</th> <th>Cable</th> <th>Preamp</th> <th>APos</th> <th>TPos</th> <th>Remark</th> </tr> <tr> <th>Freq</th> <th>Level</th> <th>Line</th> <th>Level</th> <th>Factor</th> <th>Loss Factor</th> <th></th> <th></th> <th></th> </tr> <tr> <th>MHz</th> <th>dBuV/m</th> <th>dBuV/m</th> <th>dBuV</th> <th>dB/m</th> <th>dB</th> <th>dB</th> <th>cm</th> <th>deg</th> </tr> </thead> <tbody> <tr> <td>1</td> <td>5374.77</td> <td>53.33</td> <td>74.00</td> <td>-20.67</td> <td>39.64</td> <td>34.83</td> <td>10.92</td> <td>32.06</td> <td>323</td> <td>271</td> <td>PEAK</td> </tr> </tbody> </table>	Limit	Margin	Read	Ant	Cable	Preamp	APos	TPos	Remark	Freq	Level	Line	Level	Factor	Loss Factor				MHz	dBuV/m	dBuV/m	dBuV	dB/m	dB	dB	cm	deg	1	5374.77	53.33	74.00	-20.67	39.64	34.83	10.92	32.06	323	271	PEAK	Blank
Limit	Margin	Read	Ant	Cable	Preamp	APos	TPos	Remark																																	
Freq	Level	Line	Level	Factor	Loss Factor																																				
MHz	dBuV/m	dBuV/m	dBuV	dB/m	dB	dB	cm	deg																																	
1	5374.77	53.33	74.00	-20.67	39.64	34.83	10.92	32.06	323	271	PEAK																														
Avg	<table border="1"> <thead> <tr> <th>Limit</th> <th>Margin</th> <th>Read</th> <th>Ant</th> <th>Cable</th> <th>Preamp</th> <th>APos</th> <th>TPos</th> <th>Remark</th> </tr> <tr> <th>Freq</th> <th>Level</th> <th>Line</th> <th>Level</th> <th>Factor</th> <th>Loss Factor</th> <th></th> <th></th> <th></th> </tr> <tr> <th>MHz</th> <th>dBuV/m</th> <th>dBuV/m</th> <th>dBuV</th> <th>dB/m</th> <th>dB</th> <th>dB</th> <th>cm</th> <th>deg</th> </tr> </thead> <tbody> <tr> <td>1</td> <td>5350.13</td> <td>43.03</td> <td>54.00</td> <td>-10.97</td> <td>29.29</td> <td>34.83</td> <td>10.94</td> <td>32.03</td> <td>323</td> <td>271</td> <td>AVERAGE</td> </tr> </tbody> </table>	Limit	Margin	Read	Ant	Cable	Preamp	APos	TPos	Remark	Freq	Level	Line	Level	Factor	Loss Factor				MHz	dBuV/m	dBuV/m	dBuV	dB/m	dB	dB	cm	deg	1	5350.13	43.03	54.00	-10.97	29.29	34.83	10.94	32.03	323	271	AVERAGE	Blank
Limit	Margin	Read	Ant	Cable	Preamp	APos	TPos	Remark																																	
Freq	Level	Line	Level	Factor	Loss Factor																																				
MHz	dBuV/m	dBuV/m	dBuV	dB/m	dB	dB	cm	deg																																	
1	5350.13	43.03	54.00	-10.97	29.29	34.83	10.94	32.03	323	271	AVERAGE																														



Mode	3																																																																																																											
	Harmonic																																																																																																											
	U-NII-1_5.15-5.25_802.11a_CH48_5240MHz																																																																																																											
ANT	22																																																																																																											
Pol.	Horizontal	Vertical																																																																																																										
Peak Avg	<table border="1"> <thead> <tr> <th></th> <th>Limit</th> <th>Read</th> <th>Ant</th> <th>Cable</th> <th>Preamp</th> <th>APos</th> <th>TPos</th> <th>Remark</th> </tr> <tr> <th>Freq</th> <th>Level</th> <th>Line Margin</th> <th>Level</th> <th>Factor</th> <th>Loss Factor</th> <th></th> <th></th> <th></th> </tr> <tr> <th></th> <th>MHz</th> <th>dBuV/m</th> <th>dBuV/m</th> <th>dB</th> <th>dBuV</th> <th>dB/m</th> <th>dB</th> <th>dB</th> <th>cm</th> <th>deg</th> </tr> </thead> <tbody> <tr> <td>1</td> <td>10480.00</td> <td>49.22</td> <td>68.30</td> <td>-19.08</td> <td>46.30</td> <td>39.49</td> <td>14.23</td> <td>50.80</td> <td>--</td> <td>--</td> <td>Peak</td> </tr> <tr> <td>2</td> <td>15720.00</td> <td>49.94</td> <td>74.00</td> <td>-24.06</td> <td>42.60</td> <td>41.93</td> <td>16.99</td> <td>51.58</td> <td>--</td> <td>--</td> <td>Peak</td> </tr> </tbody> </table>		Limit	Read	Ant	Cable	Preamp	APos	TPos	Remark	Freq	Level	Line Margin	Level	Factor	Loss Factor					MHz	dBuV/m	dBuV/m	dB	dBuV	dB/m	dB	dB	cm	deg	1	10480.00	49.22	68.30	-19.08	46.30	39.49	14.23	50.80	--	--	Peak	2	15720.00	49.94	74.00	-24.06	42.60	41.93	16.99	51.58	--	--	Peak	<table border="1"> <thead> <tr> <th></th> <th>Limit</th> <th>Read</th> <th>Ant</th> <th>Cable</th> <th>Preamp</th> <th>APos</th> <th>TPos</th> <th>Remark</th> </tr> <tr> <th>Freq</th> <th>Level</th> <th>Line Margin</th> <th>Level</th> <th>Factor</th> <th>Loss Factor</th> <th></th> <th></th> <th></th> </tr> <tr> <th></th> <th>MHz</th> <th>dBuV/m</th> <th>dBuV/m</th> <th>dB</th> <th>dBuV</th> <th>dB/m</th> <th>dB</th> <th>dB</th> <th>cm</th> <th>deg</th> </tr> </thead> <tbody> <tr> <td>1</td> <td>10480.00</td> <td>50.72</td> <td>68.30</td> <td>-17.58</td> <td>47.80</td> <td>39.49</td> <td>14.23</td> <td>50.80</td> <td>--</td> <td>--</td> <td>Peak</td> </tr> <tr> <td>2</td> <td>15720.00</td> <td>50.62</td> <td>74.00</td> <td>-23.38</td> <td>43.28</td> <td>41.93</td> <td>16.99</td> <td>51.58</td> <td>--</td> <td>--</td> <td>Peak</td> </tr> </tbody> </table>		Limit	Read	Ant	Cable	Preamp	APos	TPos	Remark	Freq	Level	Line Margin	Level	Factor	Loss Factor					MHz	dBuV/m	dBuV/m	dB	dBuV	dB/m	dB	dB	cm	deg	1	10480.00	50.72	68.30	-17.58	47.80	39.49	14.23	50.80	--	--	Peak	2	15720.00	50.62	74.00	-23.38	43.28	41.93	16.99	51.58	--	--	Peak
		Limit	Read	Ant	Cable	Preamp	APos	TPos	Remark																																																																																																			
Freq	Level	Line Margin	Level	Factor	Loss Factor																																																																																																							
	MHz	dBuV/m	dBuV/m	dB	dBuV	dB/m	dB	dB	cm	deg																																																																																																		
1	10480.00	49.22	68.30	-19.08	46.30	39.49	14.23	50.80	--	--	Peak																																																																																																	
2	15720.00	49.94	74.00	-24.06	42.60	41.93	16.99	51.58	--	--	Peak																																																																																																	
	Limit	Read	Ant	Cable	Preamp	APos	TPos	Remark																																																																																																				
Freq	Level	Line Margin	Level	Factor	Loss Factor																																																																																																							
	MHz	dBuV/m	dBuV/m	dB	dBuV	dB/m	dB	dB	cm	deg																																																																																																		
1	10480.00	50.72	68.30	-17.58	47.80	39.49	14.23	50.80	--	--	Peak																																																																																																	
2	15720.00	50.62	74.00	-23.38	43.28	41.93	16.99	51.58	--	--	Peak																																																																																																	



	4																																																																	
Mode	Band Edge - L																																																																	
	U-NII-2A_5.25-5.35_802.11a_CH52_5260MHz																																																																	
ANT	22																																																																	
Pol.	Horizontal	Fundamental																																																																
Peak	<table border="1"> <thead> <tr> <th>Limit Margin</th> <th>Read</th> <th>Ant</th> <th>Cable</th> <th>Preamp</th> <th>APos</th> <th>TPos</th> <th>Remark</th> </tr> <tr> <th>Freq Level Line (dB)</th> <th>Level Factor</th> <th>Loss Factor</th> <th></th> <th></th> <th></th> <th></th> <th></th> </tr> <tr> <th>MHz dBuV/m dBuV/m</th> <th>dBuV</th> <th>dB/m</th> <th>dB</th> <th>dB</th> <th>cm</th> <th>deg</th> <th></th> </tr> </thead> <tbody> <tr> <td>1 5127.56 53.76 74.00 -20.24</td> <td>39.54</td> <td>34.87</td> <td>11.10</td> <td>31.75</td> <td>222</td> <td>298</td> <td>PEAK</td> </tr> </tbody> </table>	Limit Margin	Read	Ant	Cable	Preamp	APos	TPos	Remark	Freq Level Line (dB)	Level Factor	Loss Factor						MHz dBuV/m dBuV/m	dBuV	dB/m	dB	dB	cm	deg		1 5127.56 53.76 74.00 -20.24	39.54	34.87	11.10	31.75	222	298	PEAK	<table border="1"> <thead> <tr> <th>Limit Margin</th> <th>Read</th> <th>Ant</th> <th>Cable</th> <th>Preamp</th> <th>APos</th> <th>TPos</th> <th>Remark</th> </tr> <tr> <th>Freq Level Line (dB)</th> <th>Level Factor</th> <th>Loss Factor</th> <th></th> <th></th> <th></th> <th></th> <th></th> </tr> <tr> <th>MHz dBuV/m dBuV/m</th> <th>dBuV</th> <th>dB/m</th> <th>dB</th> <th>dB</th> <th>cm</th> <th>deg</th> <th></th> </tr> </thead> <tbody> <tr> <td>1 5260.00 107.91</td> <td>-----</td> <td>93.95</td> <td>34.85</td> <td>11.02</td> <td>31.91</td> <td>222</td> <td>298 PEAK</td> </tr> </tbody> </table>	Limit Margin	Read	Ant	Cable	Preamp	APos	TPos	Remark	Freq Level Line (dB)	Level Factor	Loss Factor						MHz dBuV/m dBuV/m	dBuV	dB/m	dB	dB	cm	deg		1 5260.00 107.91	-----	93.95	34.85	11.02	31.91	222	298 PEAK
Limit Margin	Read	Ant	Cable	Preamp	APos	TPos	Remark																																																											
Freq Level Line (dB)	Level Factor	Loss Factor																																																																
MHz dBuV/m dBuV/m	dBuV	dB/m	dB	dB	cm	deg																																																												
1 5127.56 53.76 74.00 -20.24	39.54	34.87	11.10	31.75	222	298	PEAK																																																											
Limit Margin	Read	Ant	Cable	Preamp	APos	TPos	Remark																																																											
Freq Level Line (dB)	Level Factor	Loss Factor																																																																
MHz dBuV/m dBuV/m	dBuV	dB/m	dB	dB	cm	deg																																																												
1 5260.00 107.91	-----	93.95	34.85	11.02	31.91	222	298 PEAK																																																											
Avg	<table border="1"> <thead> <tr> <th>Limit Margin</th> <th>Read</th> <th>Ant</th> <th>Cable</th> <th>Preamp</th> <th>APos</th> <th>TPos</th> <th>Remark</th> </tr> <tr> <th>Freq Level Line (dB)</th> <th>Level Factor</th> <th>Loss Factor</th> <th></th> <th></th> <th></th> <th></th> <th></th> </tr> <tr> <th>MHz dBuV/m dBuV/m</th> <th>dBuV</th> <th>dB/m</th> <th>dB</th> <th>dB</th> <th>cm</th> <th>deg</th> <th></th> </tr> </thead> <tbody> <tr> <td>1 5149.89 43.48 54.00 -10.52</td> <td>29.30</td> <td>34.87</td> <td>11.09</td> <td>31.78</td> <td>222</td> <td>298</td> <td>AVERAGE</td> </tr> </tbody> </table>	Limit Margin	Read	Ant	Cable	Preamp	APos	TPos	Remark	Freq Level Line (dB)	Level Factor	Loss Factor						MHz dBuV/m dBuV/m	dBuV	dB/m	dB	dB	cm	deg		1 5149.89 43.48 54.00 -10.52	29.30	34.87	11.09	31.78	222	298	AVERAGE	<table border="1"> <thead> <tr> <th>Limit Margin</th> <th>Read</th> <th>Ant</th> <th>Cable</th> <th>Preamp</th> <th>APos</th> <th>TPos</th> <th>Remark</th> </tr> <tr> <th>Freq Level Line (dB)</th> <th>Level Factor</th> <th>Loss Factor</th> <th></th> <th></th> <th></th> <th></th> <th></th> </tr> <tr> <th>MHz dBuV/m dBuV/m</th> <th>dBuV</th> <th>dB/m</th> <th>dB</th> <th>dB</th> <th>cm</th> <th>deg</th> <th></th> </tr> </thead> <tbody> <tr> <td>1 5260.00 101.59</td> <td>-----</td> <td>87.63</td> <td>34.85</td> <td>11.02</td> <td>31.91</td> <td>222</td> <td>298 AVERAGE</td> </tr> </tbody> </table>	Limit Margin	Read	Ant	Cable	Preamp	APos	TPos	Remark	Freq Level Line (dB)	Level Factor	Loss Factor						MHz dBuV/m dBuV/m	dBuV	dB/m	dB	dB	cm	deg		1 5260.00 101.59	-----	87.63	34.85	11.02	31.91	222	298 AVERAGE
Limit Margin	Read	Ant	Cable	Preamp	APos	TPos	Remark																																																											
Freq Level Line (dB)	Level Factor	Loss Factor																																																																
MHz dBuV/m dBuV/m	dBuV	dB/m	dB	dB	cm	deg																																																												
1 5149.89 43.48 54.00 -10.52	29.30	34.87	11.09	31.78	222	298	AVERAGE																																																											
Limit Margin	Read	Ant	Cable	Preamp	APos	TPos	Remark																																																											
Freq Level Line (dB)	Level Factor	Loss Factor																																																																
MHz dBuV/m dBuV/m	dBuV	dB/m	dB	dB	cm	deg																																																												
1 5260.00 101.59	-----	87.63	34.85	11.02	31.91	222	298 AVERAGE																																																											



Mode	4																																				
	Band Edge - R																																				
	U-NII-2A_5.25-5.35_802.11a_CH52_5260MHz																																				
ANT	22																																				
Pol.	Horizontal	Fundamental																																			
Peak	<table border="1"> <thead> <tr> <th>Limit Margin</th> <th>Read</th> <th>Ant</th> <th>Cable</th> <th>Preamp</th> <th>APos</th> <th>TPos</th> <th>Remark</th> </tr> <tr> <th>Freq Level Line (dB)</th> <th>Level</th> <th>Factor</th> <th>Loss Factor</th> <th></th> <th></th> <th></th> <th></th> </tr> <tr> <th>MHz</th> <th>dBuV/m</th> <th>dBuV/m</th> <th>dBuV</th> <th>dB/m</th> <th>dB</th> <th>dB</th> <th>cm</th> <th>deg</th> </tr> </thead> <tbody> <tr> <td>1 5353.50</td> <td>53.39</td> <td>74.00</td> <td>-20.61</td> <td>39.65</td> <td>34.83</td> <td>10.94</td> <td>32.03</td> <td>222</td> <td>298 PEAK</td> </tr> </tbody> </table>	Limit Margin	Read	Ant	Cable	Preamp	APos	TPos	Remark	Freq Level Line (dB)	Level	Factor	Loss Factor					MHz	dBuV/m	dBuV/m	dBuV	dB/m	dB	dB	cm	deg	1 5353.50	53.39	74.00	-20.61	39.65	34.83	10.94	32.03	222	298 PEAK	Blank
Limit Margin	Read	Ant	Cable	Preamp	APos	TPos	Remark																														
Freq Level Line (dB)	Level	Factor	Loss Factor																																		
MHz	dBuV/m	dBuV/m	dBuV	dB/m	dB	dB	cm	deg																													
1 5353.50	53.39	74.00	-20.61	39.65	34.83	10.94	32.03	222	298 PEAK																												
Avg	<table border="1"> <thead> <tr> <th>Limit Margin</th> <th>Read</th> <th>Ant</th> <th>Cable</th> <th>Preamp</th> <th>APos</th> <th>TPos</th> <th>Remark</th> </tr> <tr> <th>Freq Level Line (dB)</th> <th>Level</th> <th>Factor</th> <th>Loss Factor</th> <th></th> <th></th> <th></th> <th></th> </tr> <tr> <th>MHz</th> <th>dBuV/m</th> <th>dBuV/m</th> <th>dBuV</th> <th>dB/m</th> <th>dB</th> <th>dB</th> <th>cm</th> <th>deg</th> </tr> </thead> <tbody> <tr> <td>1 5353.10</td> <td>44.03</td> <td>54.00</td> <td>-9.97</td> <td>30.29</td> <td>34.83</td> <td>10.94</td> <td>32.03</td> <td>222</td> <td>298 AVERAGE</td> </tr> </tbody> </table>	Limit Margin	Read	Ant	Cable	Preamp	APos	TPos	Remark	Freq Level Line (dB)	Level	Factor	Loss Factor					MHz	dBuV/m	dBuV/m	dBuV	dB/m	dB	dB	cm	deg	1 5353.10	44.03	54.00	-9.97	30.29	34.83	10.94	32.03	222	298 AVERAGE	Blank
Limit Margin	Read	Ant	Cable	Preamp	APos	TPos	Remark																														
Freq Level Line (dB)	Level	Factor	Loss Factor																																		
MHz	dBuV/m	dBuV/m	dBuV	dB/m	dB	dB	cm	deg																													
1 5353.10	44.03	54.00	-9.97	30.29	34.83	10.94	32.03	222	298 AVERAGE																												



Mode	4																																																																	
	Band Edge - L																																																																	
	U-NII-2A_5.25-5.35_802.11a_CH52_5260MHz																																																																	
ANT	22																																																																	
Pol.	Vertical	Fundamental																																																																
Peak	<table border="1"> <thead> <tr> <th>Limit Margin</th> <th>Read</th> <th>Ant</th> <th>Cable</th> <th>Preamp</th> <th>APos</th> <th>TPos</th> <th>Remark</th> </tr> <tr> <th>Freq Level Line (dB)</th> <th>Level Factor</th> <th>Loss Factor</th> <th></th> <th></th> <th>cm</th> <th>deg</th> <th></th> </tr> <tr> <th>MHz dBuV/m dBuV/m</th> <th>dBuV</th> <th>dB/m</th> <th>dB</th> <th>dB</th> <th>cm</th> <th>deg</th> <th></th> </tr> </thead> <tbody> <tr> <td>1 5092.98 54.08 74.00 -19.92</td> <td>39.79</td> <td>34.88</td> <td>11.12</td> <td>31.71</td> <td>285</td> <td>269</td> <td>PEAK</td> </tr> </tbody> </table>	Limit Margin	Read	Ant	Cable	Preamp	APos	TPos	Remark	Freq Level Line (dB)	Level Factor	Loss Factor			cm	deg		MHz dBuV/m dBuV/m	dBuV	dB/m	dB	dB	cm	deg		1 5092.98 54.08 74.00 -19.92	39.79	34.88	11.12	31.71	285	269	PEAK	<table border="1"> <thead> <tr> <th>Limit Margin</th> <th>Read</th> <th>Ant</th> <th>Cable</th> <th>Preamp</th> <th>APos</th> <th>TPos</th> <th>Remark</th> </tr> <tr> <th>Freq Level Line (dB)</th> <th>Level Factor</th> <th>Loss Factor</th> <th></th> <th></th> <th>cm</th> <th>deg</th> <th></th> </tr> <tr> <th>MHz dBuV/m dBuV/m</th> <th>dBuV</th> <th>dB/m</th> <th>dB</th> <th>dB</th> <th>cm</th> <th>deg</th> <th></th> </tr> </thead> <tbody> <tr> <td>1 5260.00 108.83 -----</td> <td>94.87</td> <td>34.85</td> <td>11.02</td> <td>31.91</td> <td>285</td> <td>269</td> <td>PEAK</td> </tr> </tbody> </table>	Limit Margin	Read	Ant	Cable	Preamp	APos	TPos	Remark	Freq Level Line (dB)	Level Factor	Loss Factor			cm	deg		MHz dBuV/m dBuV/m	dBuV	dB/m	dB	dB	cm	deg		1 5260.00 108.83 -----	94.87	34.85	11.02	31.91	285	269	PEAK
	Limit Margin	Read	Ant	Cable	Preamp	APos	TPos	Remark																																																										
Freq Level Line (dB)	Level Factor	Loss Factor			cm	deg																																																												
MHz dBuV/m dBuV/m	dBuV	dB/m	dB	dB	cm	deg																																																												
1 5092.98 54.08 74.00 -19.92	39.79	34.88	11.12	31.71	285	269	PEAK																																																											
Limit Margin	Read	Ant	Cable	Preamp	APos	TPos	Remark																																																											
Freq Level Line (dB)	Level Factor	Loss Factor			cm	deg																																																												
MHz dBuV/m dBuV/m	dBuV	dB/m	dB	dB	cm	deg																																																												
1 5260.00 108.83 -----	94.87	34.85	11.02	31.91	285	269	PEAK																																																											
Avg	<table border="1"> <thead> <tr> <th>Limit Margin</th> <th>Read</th> <th>Ant</th> <th>Cable</th> <th>Preamp</th> <th>APos</th> <th>TPos</th> <th>Remark</th> </tr> <tr> <th>Freq Level Line (dB)</th> <th>Level Factor</th> <th>Loss Factor</th> <th></th> <th></th> <th>cm</th> <th>deg</th> <th></th> </tr> <tr> <th>MHz dBuV/m dBuV/m</th> <th>dBuV</th> <th>dB/m</th> <th>dB</th> <th>dB</th> <th>cm</th> <th>deg</th> <th></th> </tr> </thead> <tbody> <tr> <td>1 5149.14 44.13 54.00 -9.87</td> <td>29.95</td> <td>34.87</td> <td>11.09</td> <td>31.78</td> <td>285</td> <td>269</td> <td>AVERAGE</td> </tr> </tbody> </table>	Limit Margin	Read	Ant	Cable	Preamp	APos	TPos	Remark	Freq Level Line (dB)	Level Factor	Loss Factor			cm	deg		MHz dBuV/m dBuV/m	dBuV	dB/m	dB	dB	cm	deg		1 5149.14 44.13 54.00 -9.87	29.95	34.87	11.09	31.78	285	269	AVERAGE	<table border="1"> <thead> <tr> <th>Limit Margin</th> <th>Read</th> <th>Ant</th> <th>Cable</th> <th>Preamp</th> <th>APos</th> <th>TPos</th> <th>Remark</th> </tr> <tr> <th>Freq Level Line (dB)</th> <th>Level Factor</th> <th>Loss Factor</th> <th></th> <th></th> <th>cm</th> <th>deg</th> <th></th> </tr> <tr> <th>MHz dBuV/m dBuV/m</th> <th>dBuV</th> <th>dB/m</th> <th>dB</th> <th>dB</th> <th>cm</th> <th>deg</th> <th></th> </tr> </thead> <tbody> <tr> <td>1 5260.00 102.45 -----</td> <td>88.49</td> <td>34.85</td> <td>11.02</td> <td>31.91</td> <td>285</td> <td>269</td> <td>AVERAGE</td> </tr> </tbody> </table>	Limit Margin	Read	Ant	Cable	Preamp	APos	TPos	Remark	Freq Level Line (dB)	Level Factor	Loss Factor			cm	deg		MHz dBuV/m dBuV/m	dBuV	dB/m	dB	dB	cm	deg		1 5260.00 102.45 -----	88.49	34.85	11.02	31.91	285	269	AVERAGE
Limit Margin	Read	Ant	Cable	Preamp	APos	TPos	Remark																																																											
Freq Level Line (dB)	Level Factor	Loss Factor			cm	deg																																																												
MHz dBuV/m dBuV/m	dBuV	dB/m	dB	dB	cm	deg																																																												
1 5149.14 44.13 54.00 -9.87	29.95	34.87	11.09	31.78	285	269	AVERAGE																																																											
Limit Margin	Read	Ant	Cable	Preamp	APos	TPos	Remark																																																											
Freq Level Line (dB)	Level Factor	Loss Factor			cm	deg																																																												
MHz dBuV/m dBuV/m	dBuV	dB/m	dB	dB	cm	deg																																																												
1 5260.00 102.45 -----	88.49	34.85	11.02	31.91	285	269	AVERAGE																																																											



Mode	4																																	
	Band Edge - R																																	
	U-NII-2A_5.25-5.35_802.11a_CH52_5260MHz																																	
ANT	22																																	
Pol.	Vertical	Fundamental																																
Peak	<table border="1"> <thead> <tr> <th>Limit Margin</th> <th>Read</th> <th>Ant</th> <th>Cable</th> <th>Preamp</th> <th>APos</th> <th>TPos</th> <th>Remark</th> </tr> <tr> <th>Freq Level Line (dB)</th> <th>Level</th> <th>Factor</th> <th>Loss Factor</th> <th></th> <th></th> <th></th> <th></th> </tr> <tr> <th>MHz dBuV/m dBuV/m</th> <th>dBuV</th> <th>dB/m</th> <th>dB</th> <th>dB</th> <th>cm</th> <th>deg</th> <th></th> </tr> </thead> <tbody> <tr> <td>1 5362.30 53.55 74.00 -20.45</td> <td>39.83</td> <td>34.83</td> <td>10.93</td> <td>32.04</td> <td>285</td> <td>269</td> <td>PEAK</td> </tr> </tbody> </table>	Limit Margin	Read	Ant	Cable	Preamp	APos	TPos	Remark	Freq Level Line (dB)	Level	Factor	Loss Factor					MHz dBuV/m dBuV/m	dBuV	dB/m	dB	dB	cm	deg		1 5362.30 53.55 74.00 -20.45	39.83	34.83	10.93	32.04	285	269	PEAK	Blank
Limit Margin	Read	Ant	Cable	Preamp	APos	TPos	Remark																											
Freq Level Line (dB)	Level	Factor	Loss Factor																															
MHz dBuV/m dBuV/m	dBuV	dB/m	dB	dB	cm	deg																												
1 5362.30 53.55 74.00 -20.45	39.83	34.83	10.93	32.04	285	269	PEAK																											
Avg	<table border="1"> <thead> <tr> <th>Limit Margin</th> <th>Read</th> <th>Ant</th> <th>Cable</th> <th>Preamp</th> <th>APos</th> <th>TPos</th> <th>Remark</th> </tr> <tr> <th>Freq Level Line (dB)</th> <th>Level</th> <th>Factor</th> <th>Loss Factor</th> <th></th> <th></th> <th></th> <th></th> </tr> <tr> <th>MHz dBuV/m dBuV/m</th> <th>dBuV</th> <th>dB/m</th> <th>dB</th> <th>dB</th> <th>cm</th> <th>deg</th> <th></th> </tr> </thead> <tbody> <tr> <td>1 5363.92 43.76 54.00 -10.24</td> <td>30.05</td> <td>34.83</td> <td>10.93</td> <td>32.05</td> <td>285</td> <td>269</td> <td>AVERAGE</td> </tr> </tbody> </table>	Limit Margin	Read	Ant	Cable	Preamp	APos	TPos	Remark	Freq Level Line (dB)	Level	Factor	Loss Factor					MHz dBuV/m dBuV/m	dBuV	dB/m	dB	dB	cm	deg		1 5363.92 43.76 54.00 -10.24	30.05	34.83	10.93	32.05	285	269	AVERAGE	Blank
Limit Margin	Read	Ant	Cable	Preamp	APos	TPos	Remark																											
Freq Level Line (dB)	Level	Factor	Loss Factor																															
MHz dBuV/m dBuV/m	dBuV	dB/m	dB	dB	cm	deg																												
1 5363.92 43.76 54.00 -10.24	30.05	34.83	10.93	32.05	285	269	AVERAGE																											



Mode	4																																																																																																								
	Harmonic																																																																																																								
	U-NII-2A_5.25-5.35_802.11a_CH52_5260MHz																																																																																																								
ANT	22																																																																																																								
Pol.	Horizontal	Vertical																																																																																																							
Peak Avg																																																																																																									
	<table border="1"> <thead> <tr> <th></th> <th>Limit</th> <th>Read</th> <th>Ant</th> <th>Cable</th> <th>Preamp</th> <th>APos</th> <th>TPos</th> <th>Remark</th> </tr> <tr> <th>Freq</th> <th>Level</th> <th>Line Margin</th> <th>Level</th> <th>Factor</th> <th>Loss Factor</th> <th></th> <th></th> <th></th> </tr> <tr> <th></th> <th>MHz</th> <th>dBuV/m</th> <th>dBuV/m</th> <th>dB</th> <th>dBuV</th> <th>dB/m</th> <th>dB</th> <th>cm</th> <th>deg</th> </tr> </thead> <tbody> <tr> <td>1</td> <td>10560.00</td> <td>49.73</td> <td>68.30</td> <td>-18.57</td> <td>46.77</td> <td>39.49</td> <td>14.27</td> <td>50.80</td> <td>130</td> <td>200</td> <td>Peak</td> </tr> <tr> <td>2</td> <td>15840.00</td> <td>49.41</td> <td>74.00</td> <td>-24.59</td> <td>42.00</td> <td>42.00</td> <td>17.09</td> <td>51.68</td> <td>199</td> <td>308</td> <td>Peak</td> </tr> </tbody> </table>		Limit	Read	Ant	Cable	Preamp	APos	TPos	Remark	Freq	Level	Line Margin	Level	Factor	Loss Factor					MHz	dBuV/m	dBuV/m	dB	dBuV	dB/m	dB	cm	deg	1	10560.00	49.73	68.30	-18.57	46.77	39.49	14.27	50.80	130	200	Peak	2	15840.00	49.41	74.00	-24.59	42.00	42.00	17.09	51.68	199	308	Peak	<table border="1"> <thead> <tr> <th></th> <th>Limit</th> <th>Read</th> <th>Ant</th> <th>Cable</th> <th>Preamp</th> <th>APos</th> <th>TPos</th> <th>Remark</th> </tr> <tr> <th>Freq</th> <th>Level</th> <th>Line Margin</th> <th>Level</th> <th>Factor</th> <th>Loss Factor</th> <th></th> <th></th> <th></th> </tr> <tr> <th></th> <th>MHz</th> <th>dBuV/m</th> <th>dBuV/m</th> <th>dB</th> <th>dBuV</th> <th>dB/m</th> <th>dB</th> <th>cm</th> <th>deg</th> </tr> </thead> <tbody> <tr> <td>1</td> <td>10560.00</td> <td>48.41</td> <td>68.30</td> <td>-19.89</td> <td>45.45</td> <td>39.49</td> <td>14.27</td> <td>50.80</td> <td>130</td> <td>200</td> <td>Peak</td> </tr> <tr> <td>2</td> <td>15840.00</td> <td>50.92</td> <td>74.00</td> <td>-23.08</td> <td>43.51</td> <td>42.00</td> <td>17.09</td> <td>51.68</td> <td>199</td> <td>308</td> <td>Peak</td> </tr> </tbody> </table>		Limit	Read	Ant	Cable	Preamp	APos	TPos	Remark	Freq	Level	Line Margin	Level	Factor	Loss Factor					MHz	dBuV/m	dBuV/m	dB	dBuV	dB/m	dB	cm	deg	1	10560.00	48.41	68.30	-19.89	45.45	39.49	14.27	50.80	130	200	Peak	2	15840.00	50.92	74.00	-23.08	43.51	42.00	17.09	51.68	199	308
	Limit	Read	Ant	Cable	Preamp	APos	TPos	Remark																																																																																																	
Freq	Level	Line Margin	Level	Factor	Loss Factor																																																																																																				
	MHz	dBuV/m	dBuV/m	dB	dBuV	dB/m	dB	cm	deg																																																																																																
1	10560.00	49.73	68.30	-18.57	46.77	39.49	14.27	50.80	130	200	Peak																																																																																														
2	15840.00	49.41	74.00	-24.59	42.00	42.00	17.09	51.68	199	308	Peak																																																																																														
	Limit	Read	Ant	Cable	Preamp	APos	TPos	Remark																																																																																																	
Freq	Level	Line Margin	Level	Factor	Loss Factor																																																																																																				
	MHz	dBuV/m	dBuV/m	dB	dBuV	dB/m	dB	cm	deg																																																																																																
1	10560.00	48.41	68.30	-19.89	45.45	39.49	14.27	50.80	130	200	Peak																																																																																														
2	15840.00	50.92	74.00	-23.08	43.51	42.00	17.09	51.68	199	308	Peak																																																																																														



	5																																																																															
Mode	Band Edge - L																																																																															
	U-NII-2A_5.25-5.35_802.11a_CH60_5300MHz																																																																															
ANT	22																																																																															
Pol.	Horizontal	Fundamental																																																																														
Peak	<p style="text-align: right;">Date: 2023-08-17</p> <table border="1"> <thead> <tr> <th>Limit</th> <th>Margin</th> <th>Read</th> <th>Ant</th> <th>Cable</th> <th>Preamp</th> <th>APos</th> <th>TPos</th> <th>Remark</th> </tr> <tr> <th>Freq</th> <th>Level</th> <th>Line</th> <th>(dB)</th> <th>Level</th> <th>Factor</th> <th>Loss Factor</th> <th></th> <th></th> </tr> <tr> <th>MHz</th> <th>dBuV/m</th> <th>dBuV/m</th> <th>dBuV</th> <th>dB/m</th> <th>dB</th> <th>dB</th> <th>cm</th> <th>deg</th> </tr> </thead> <tbody> <tr> <td>1</td> <td>5010.35</td> <td>52.69</td> <td>74.00</td> <td>-21.31</td> <td>38.24</td> <td>34.90</td> <td>11.16</td> <td>31.61</td> <td>225</td> <td>293</td> <td>PEAK</td> </tr> </tbody> </table>	Limit	Margin	Read	Ant	Cable	Preamp	APos	TPos	Remark	Freq	Level	Line	(dB)	Level	Factor	Loss Factor			MHz	dBuV/m	dBuV/m	dBuV	dB/m	dB	dB	cm	deg	1	5010.35	52.69	74.00	-21.31	38.24	34.90	11.16	31.61	225	293	PEAK	<p style="text-align: right;">Date: 2023-08-17</p> <table border="1"> <thead> <tr> <th>Limit</th> <th>Margin</th> <th>Read</th> <th>Ant</th> <th>Cable</th> <th>Preamp</th> <th>APos</th> <th>TPos</th> <th>Remark</th> </tr> <tr> <th>Freq</th> <th>Level</th> <th>Line</th> <th>(dB)</th> <th>Level</th> <th>Factor</th> <th>Loss Factor</th> <th></th> <th></th> </tr> <tr> <th>MHz</th> <th>dBuV/m</th> <th>dBuV/m</th> <th>dBuV</th> <th>dB/m</th> <th>dB</th> <th>dB</th> <th>cm</th> <th>deg</th> </tr> </thead> <tbody> <tr> <td>1</td> <td>5300.00</td> <td>108.41</td> <td>-----</td> <td>-----</td> <td>94.54</td> <td>34.84</td> <td>10.99</td> <td>31.96</td> <td>225</td> <td>293</td> <td>PEAK</td> </tr> </tbody> </table>	Limit	Margin	Read	Ant	Cable	Preamp	APos	TPos	Remark	Freq	Level	Line	(dB)	Level	Factor	Loss Factor			MHz	dBuV/m	dBuV/m	dBuV	dB/m	dB	dB	cm	deg	1	5300.00	108.41	-----	-----	94.54	34.84	10.99	31.96	225	293	PEAK
	Limit	Margin	Read	Ant	Cable	Preamp	APos	TPos	Remark																																																																							
Freq	Level	Line	(dB)	Level	Factor	Loss Factor																																																																										
MHz	dBuV/m	dBuV/m	dBuV	dB/m	dB	dB	cm	deg																																																																								
1	5010.35	52.69	74.00	-21.31	38.24	34.90	11.16	31.61	225	293	PEAK																																																																					
Limit	Margin	Read	Ant	Cable	Preamp	APos	TPos	Remark																																																																								
Freq	Level	Line	(dB)	Level	Factor	Loss Factor																																																																										
MHz	dBuV/m	dBuV/m	dBuV	dB/m	dB	dB	cm	deg																																																																								
1	5300.00	108.41	-----	-----	94.54	34.84	10.99	31.96	225	293	PEAK																																																																					
Avg	<p style="text-align: right;">Date: 2023-08-17</p> <table border="1"> <thead> <tr> <th>Limit</th> <th>Margin</th> <th>Read</th> <th>Ant</th> <th>Cable</th> <th>Preamp</th> <th>APos</th> <th>TPos</th> <th>Remark</th> </tr> <tr> <th>Freq</th> <th>Level</th> <th>Line</th> <th>(dB)</th> <th>Level</th> <th>Factor</th> <th>Loss Factor</th> <th></th> <th></th> </tr> <tr> <th>MHz</th> <th>dBuV/m</th> <th>dBuV/m</th> <th>dBuV</th> <th>dB/m</th> <th>dB</th> <th>dB</th> <th>cm</th> <th>deg</th> </tr> </thead> <tbody> <tr> <td>1</td> <td>5126.78</td> <td>43.11</td> <td>54.00</td> <td>-10.89</td> <td>28.89</td> <td>34.87</td> <td>11.10</td> <td>31.75</td> <td>225</td> <td>293</td> <td>AVERAGE</td> </tr> </tbody> </table>	Limit	Margin	Read	Ant	Cable	Preamp	APos	TPos	Remark	Freq	Level	Line	(dB)	Level	Factor	Loss Factor			MHz	dBuV/m	dBuV/m	dBuV	dB/m	dB	dB	cm	deg	1	5126.78	43.11	54.00	-10.89	28.89	34.87	11.10	31.75	225	293	AVERAGE	<p style="text-align: right;">Date: 2023-08-17</p> <table border="1"> <thead> <tr> <th>Limit</th> <th>Margin</th> <th>Read</th> <th>Ant</th> <th>Cable</th> <th>Preamp</th> <th>APos</th> <th>TPos</th> <th>Remark</th> </tr> <tr> <th>Freq</th> <th>Level</th> <th>Line</th> <th>(dB)</th> <th>Level</th> <th>Factor</th> <th>Loss Factor</th> <th></th> <th></th> </tr> <tr> <th>MHz</th> <th>dBuV/m</th> <th>dBuV/m</th> <th>dBuV</th> <th>dB/m</th> <th>dB</th> <th>dB</th> <th>cm</th> <th>deg</th> </tr> </thead> <tbody> <tr> <td>1</td> <td>5300.00</td> <td>101.79</td> <td>-----</td> <td>-----</td> <td>87.94</td> <td>34.84</td> <td>10.98</td> <td>31.97</td> <td>225</td> <td>293</td> <td>AVERAGE</td> </tr> </tbody> </table>	Limit	Margin	Read	Ant	Cable	Preamp	APos	TPos	Remark	Freq	Level	Line	(dB)	Level	Factor	Loss Factor			MHz	dBuV/m	dBuV/m	dBuV	dB/m	dB	dB	cm	deg	1	5300.00	101.79	-----	-----	87.94	34.84	10.98	31.97	225	293	AVERAGE
Limit	Margin	Read	Ant	Cable	Preamp	APos	TPos	Remark																																																																								
Freq	Level	Line	(dB)	Level	Factor	Loss Factor																																																																										
MHz	dBuV/m	dBuV/m	dBuV	dB/m	dB	dB	cm	deg																																																																								
1	5126.78	43.11	54.00	-10.89	28.89	34.87	11.10	31.75	225	293	AVERAGE																																																																					
Limit	Margin	Read	Ant	Cable	Preamp	APos	TPos	Remark																																																																								
Freq	Level	Line	(dB)	Level	Factor	Loss Factor																																																																										
MHz	dBuV/m	dBuV/m	dBuV	dB/m	dB	dB	cm	deg																																																																								
1	5300.00	101.79	-----	-----	87.94	34.84	10.98	31.97	225	293	AVERAGE																																																																					



Mode	5																																					
	Band Edge - R																																					
	U-NII-2A_5.25-5.35_802.11a_CH60_5300MHz																																					
ANT	22																																					
Pol.	Horizontal	Fundamental																																				
Peak	<table border="1"> <thead> <tr> <th>Limit</th> <th>Margin</th> <th>Read</th> <th>Ant</th> <th>Cable</th> <th>Preamp</th> <th>APos</th> <th>TPos</th> <th>Remark</th> </tr> <tr> <th>Freq</th> <th>Level</th> <th>Line</th> <th>(dB)</th> <th>Level</th> <th>Factor</th> <th>Loss Factor</th> <th></th> <th></th> </tr> <tr> <th>MHz</th> <th>dBuV/m</th> <th>dBuV/m</th> <th>dBuV</th> <th>dB/m</th> <th>dB</th> <th>dB</th> <th>cm</th> <th>deg</th> </tr> </thead> <tbody> <tr> <td>1 5350.10</td> <td>58.61</td> <td>74.00</td> <td>-15.39</td> <td>44.87</td> <td>34.83</td> <td>10.94</td> <td>32.03</td> <td>225 293 PEAK</td> </tr> </tbody> </table>	Limit	Margin	Read	Ant	Cable	Preamp	APos	TPos	Remark	Freq	Level	Line	(dB)	Level	Factor	Loss Factor			MHz	dBuV/m	dBuV/m	dBuV	dB/m	dB	dB	cm	deg	1 5350.10	58.61	74.00	-15.39	44.87	34.83	10.94	32.03	225 293 PEAK	Blank
Limit	Margin	Read	Ant	Cable	Preamp	APos	TPos	Remark																														
Freq	Level	Line	(dB)	Level	Factor	Loss Factor																																
MHz	dBuV/m	dBuV/m	dBuV	dB/m	dB	dB	cm	deg																														
1 5350.10	58.61	74.00	-15.39	44.87	34.83	10.94	32.03	225 293 PEAK																														
Avg	<table border="1"> <thead> <tr> <th>Limit</th> <th>Margin</th> <th>Read</th> <th>Ant</th> <th>Cable</th> <th>Preamp</th> <th>APos</th> <th>TPos</th> <th>Remark</th> </tr> <tr> <th>Freq</th> <th>Level</th> <th>Line</th> <th>(dB)</th> <th>Level</th> <th>Factor</th> <th>Loss Factor</th> <th></th> <th></th> </tr> <tr> <th>MHz</th> <th>dBuV/m</th> <th>dBuV/m</th> <th>dBuV</th> <th>dB/m</th> <th>dB</th> <th>dB</th> <th>cm</th> <th>deg</th> </tr> </thead> <tbody> <tr> <td>1 5350.18</td> <td>47.42</td> <td>54.00</td> <td>-6.58</td> <td>33.68</td> <td>34.83</td> <td>10.94</td> <td>32.03</td> <td>225 293 AVERAGE</td> </tr> </tbody> </table>	Limit	Margin	Read	Ant	Cable	Preamp	APos	TPos	Remark	Freq	Level	Line	(dB)	Level	Factor	Loss Factor			MHz	dBuV/m	dBuV/m	dBuV	dB/m	dB	dB	cm	deg	1 5350.18	47.42	54.00	-6.58	33.68	34.83	10.94	32.03	225 293 AVERAGE	Blank
Limit	Margin	Read	Ant	Cable	Preamp	APos	TPos	Remark																														
Freq	Level	Line	(dB)	Level	Factor	Loss Factor																																
MHz	dBuV/m	dBuV/m	dBuV	dB/m	dB	dB	cm	deg																														
1 5350.18	47.42	54.00	-6.58	33.68	34.83	10.94	32.03	225 293 AVERAGE																														



	5																																																																									
Mode	Band Edge - L																																																																									
	U-NII-2A_5.25-5.35_802.11a_CH60_5300MHz																																																																									
ANT	22																																																																									
Pol.	Vertical	Fundamental																																																																								
Peak	<table border="1"> <thead> <tr> <th>Limit Margin</th> <th>Read</th> <th>Ant</th> <th>Cable</th> <th>Preamp</th> <th>APos</th> <th>TPos</th> <th>Remark</th> </tr> <tr> <th>Freq</th> <th>Level</th> <th>Line</th> <th>Level</th> <th>Factor</th> <th>Loss Factor</th> <th></th> <th></th> </tr> <tr> <th>MHz</th> <th>dBuV/m</th> <th>dBuV/m</th> <th>dBuV</th> <th>dB/m</th> <th>dB</th> <th>dB</th> <th>cm</th> <th>deg</th> </tr> </thead> <tbody> <tr> <td>1 5032.85</td> <td>53.33</td> <td>74.00</td> <td>-20.67</td> <td>38.93</td> <td>34.89</td> <td>11.15</td> <td>31.64</td> <td>307</td> <td>268</td> <td>PEAK</td> </tr> </tbody> </table>	Limit Margin	Read	Ant	Cable	Preamp	APos	TPos	Remark	Freq	Level	Line	Level	Factor	Loss Factor			MHz	dBuV/m	dBuV/m	dBuV	dB/m	dB	dB	cm	deg	1 5032.85	53.33	74.00	-20.67	38.93	34.89	11.15	31.64	307	268	PEAK	<table border="1"> <thead> <tr> <th>Limit Margin</th> <th>Read</th> <th>Ant</th> <th>Cable</th> <th>Preamp</th> <th>APos</th> <th>TPos</th> <th>Remark</th> </tr> <tr> <th>Freq</th> <th>Level</th> <th>Line</th> <th>Level</th> <th>Factor</th> <th>Loss Factor</th> <th></th> <th></th> </tr> <tr> <th>MHz</th> <th>dBuV/m</th> <th>dBuV/m</th> <th>dBuV</th> <th>dB/m</th> <th>dB</th> <th>dB</th> <th>cm</th> <th>deg</th> </tr> </thead> <tbody> <tr> <td>1 5300.00</td> <td>108.47</td> <td>-----</td> <td>-----</td> <td>94.61</td> <td>34.84</td> <td>10.98</td> <td>31.96</td> <td>307</td> <td>268</td> <td>PEAK</td> </tr> </tbody> </table>	Limit Margin	Read	Ant	Cable	Preamp	APos	TPos	Remark	Freq	Level	Line	Level	Factor	Loss Factor			MHz	dBuV/m	dBuV/m	dBuV	dB/m	dB	dB	cm	deg	1 5300.00	108.47	-----	-----	94.61	34.84	10.98	31.96	307	268	PEAK
Limit Margin	Read	Ant	Cable	Preamp	APos	TPos	Remark																																																																			
Freq	Level	Line	Level	Factor	Loss Factor																																																																					
MHz	dBuV/m	dBuV/m	dBuV	dB/m	dB	dB	cm	deg																																																																		
1 5032.85	53.33	74.00	-20.67	38.93	34.89	11.15	31.64	307	268	PEAK																																																																
Limit Margin	Read	Ant	Cable	Preamp	APos	TPos	Remark																																																																			
Freq	Level	Line	Level	Factor	Loss Factor																																																																					
MHz	dBuV/m	dBuV/m	dBuV	dB/m	dB	dB	cm	deg																																																																		
1 5300.00	108.47	-----	-----	94.61	34.84	10.98	31.96	307	268	PEAK																																																																
Avg	<table border="1"> <thead> <tr> <th>Limit Margin</th> <th>Read</th> <th>Ant</th> <th>Cable</th> <th>Preamp</th> <th>APos</th> <th>TPos</th> <th>Remark</th> </tr> <tr> <th>Freq</th> <th>Level</th> <th>Line</th> <th>Level</th> <th>Factor</th> <th>Loss Factor</th> <th></th> <th></th> </tr> <tr> <th>MHz</th> <th>dBuV/m</th> <th>dBuV/m</th> <th>dBuV</th> <th>dB/m</th> <th>dB</th> <th>dB</th> <th>cm</th> <th>deg</th> </tr> </thead> <tbody> <tr> <td>1 5127.35</td> <td>43.35</td> <td>54.00</td> <td>-10.65</td> <td>29.13</td> <td>34.87</td> <td>11.10</td> <td>31.75</td> <td>307</td> <td>268</td> <td>AVERAGE</td> </tr> </tbody> </table>	Limit Margin	Read	Ant	Cable	Preamp	APos	TPos	Remark	Freq	Level	Line	Level	Factor	Loss Factor			MHz	dBuV/m	dBuV/m	dBuV	dB/m	dB	dB	cm	deg	1 5127.35	43.35	54.00	-10.65	29.13	34.87	11.10	31.75	307	268	AVERAGE	<table border="1"> <thead> <tr> <th>Limit Margin</th> <th>Read</th> <th>Ant</th> <th>Cable</th> <th>Preamp</th> <th>APos</th> <th>TPos</th> <th>Remark</th> </tr> <tr> <th>Freq</th> <th>Level</th> <th>Line</th> <th>Level</th> <th>Factor</th> <th>Loss Factor</th> <th></th> <th></th> </tr> <tr> <th>MHz</th> <th>dBuV/m</th> <th>dBuV/m</th> <th>dBuV</th> <th>dB/m</th> <th>dB</th> <th>dB</th> <th>cm</th> <th>deg</th> </tr> </thead> <tbody> <tr> <td>1 5300.00</td> <td>102.17</td> <td>-----</td> <td>-----</td> <td>88.30</td> <td>34.84</td> <td>10.99</td> <td>31.96</td> <td>307</td> <td>268</td> <td>AVERAGE</td> </tr> </tbody> </table>	Limit Margin	Read	Ant	Cable	Preamp	APos	TPos	Remark	Freq	Level	Line	Level	Factor	Loss Factor			MHz	dBuV/m	dBuV/m	dBuV	dB/m	dB	dB	cm	deg	1 5300.00	102.17	-----	-----	88.30	34.84	10.99	31.96	307	268	AVERAGE
Limit Margin	Read	Ant	Cable	Preamp	APos	TPos	Remark																																																																			
Freq	Level	Line	Level	Factor	Loss Factor																																																																					
MHz	dBuV/m	dBuV/m	dBuV	dB/m	dB	dB	cm	deg																																																																		
1 5127.35	43.35	54.00	-10.65	29.13	34.87	11.10	31.75	307	268	AVERAGE																																																																
Limit Margin	Read	Ant	Cable	Preamp	APos	TPos	Remark																																																																			
Freq	Level	Line	Level	Factor	Loss Factor																																																																					
MHz	dBuV/m	dBuV/m	dBuV	dB/m	dB	dB	cm	deg																																																																		
1 5300.00	102.17	-----	-----	88.30	34.84	10.99	31.96	307	268	AVERAGE																																																																



Mode	5																																								
	Band Edge - R																																								
	U-NII-2A_5.25-5.35_802.11a_CH60_5300MHz																																								
ANT	22																																								
Pol.	Vertical	Fundamental																																							
Peak	<table border="1"> <thead> <tr> <th>Limit</th> <th>Margin</th> <th>Read</th> <th>Ant</th> <th>Cable</th> <th>Preamp</th> <th>APos</th> <th>TPos</th> <th>Remark</th> </tr> <tr> <th>Freq</th> <th>Level</th> <th>Line</th> <th>(dB)</th> <th>Level</th> <th>Factor</th> <th>Loss Factor</th> <th></th> <th></th> </tr> <tr> <th>MHz</th> <th>dBuV/m</th> <th>dBuV/m</th> <th>dBuV</th> <th>dB/m</th> <th>dB</th> <th>dB</th> <th>cm</th> <th>deg</th> </tr> </thead> <tbody> <tr> <td>1</td> <td>5356.26</td> <td>58.57</td> <td>74.00</td> <td>-15.43</td> <td>44.84</td> <td>34.83</td> <td>10.94</td> <td>32.04</td> <td>307</td> <td>268</td> <td>PEAK</td> </tr> </tbody> </table>	Limit	Margin	Read	Ant	Cable	Preamp	APos	TPos	Remark	Freq	Level	Line	(dB)	Level	Factor	Loss Factor			MHz	dBuV/m	dBuV/m	dBuV	dB/m	dB	dB	cm	deg	1	5356.26	58.57	74.00	-15.43	44.84	34.83	10.94	32.04	307	268	PEAK	Blank
Limit	Margin	Read	Ant	Cable	Preamp	APos	TPos	Remark																																	
Freq	Level	Line	(dB)	Level	Factor	Loss Factor																																			
MHz	dBuV/m	dBuV/m	dBuV	dB/m	dB	dB	cm	deg																																	
1	5356.26	58.57	74.00	-15.43	44.84	34.83	10.94	32.04	307	268	PEAK																														
Avg	<table border="1"> <thead> <tr> <th>Limit</th> <th>Margin</th> <th>Read</th> <th>Ant</th> <th>Cable</th> <th>Preamp</th> <th>APos</th> <th>TPos</th> <th>Remark</th> </tr> <tr> <th>Freq</th> <th>Level</th> <th>Line</th> <th>(dB)</th> <th>Level</th> <th>Factor</th> <th>Loss Factor</th> <th></th> <th></th> </tr> <tr> <th>MHz</th> <th>dBuV/m</th> <th>dBuV/m</th> <th>dBuV</th> <th>dB/m</th> <th>dB</th> <th>dB</th> <th>cm</th> <th>deg</th> </tr> </thead> <tbody> <tr> <td>1</td> <td>5350.00</td> <td>47.17</td> <td>54.00</td> <td>-6.83</td> <td>33.43</td> <td>34.83</td> <td>10.94</td> <td>32.03</td> <td>307</td> <td>268</td> <td>AVERAGE</td> </tr> </tbody> </table>	Limit	Margin	Read	Ant	Cable	Preamp	APos	TPos	Remark	Freq	Level	Line	(dB)	Level	Factor	Loss Factor			MHz	dBuV/m	dBuV/m	dBuV	dB/m	dB	dB	cm	deg	1	5350.00	47.17	54.00	-6.83	33.43	34.83	10.94	32.03	307	268	AVERAGE	Blank
Limit	Margin	Read	Ant	Cable	Preamp	APos	TPos	Remark																																	
Freq	Level	Line	(dB)	Level	Factor	Loss Factor																																			
MHz	dBuV/m	dBuV/m	dBuV	dB/m	dB	dB	cm	deg																																	
1	5350.00	47.17	54.00	-6.83	33.43	34.83	10.94	32.03	307	268	AVERAGE																														



Mode	5																																																																																																			
	Harmonic																																																																																																			
	U-NII-2A_5.25-5.35_802.11a_CH60_5300MHz																																																																																																			
ANT	22																																																																																																			
Pol.	Horizontal	Vertical																																																																																																		
Peak Avg	<table border="1"> <thead> <tr> <th>Limit</th> <th>Read</th> <th>Ant</th> <th>Cable</th> <th>Preamp</th> <th>APos</th> <th>TPos</th> <th>Remark</th> </tr> <tr> <th>Freq</th> <th>Level</th> <th>Line Margin</th> <th>Level</th> <th>Factor</th> <th>Loss Factor</th> <th></th> <th></th> </tr> <tr> <th>MHz</th> <th>dBuV/m</th> <th>dBuV/m</th> <th>dB</th> <th>dBuV</th> <th>dB/m</th> <th>dB</th> <th>cm</th> <th>deg</th> </tr> </thead> <tbody> <tr> <td>1</td> <td>10600.00</td> <td>49.58</td> <td>74.00</td> <td>-24.42</td> <td>46.60</td> <td>39.48</td> <td>14.30</td> <td>50.80</td> <td>--</td> <td>--</td> <td>Peak</td> </tr> <tr> <td>2</td> <td>15900.00</td> <td>51.16</td> <td>74.00</td> <td>-22.84</td> <td>43.70</td> <td>42.04</td> <td>17.14</td> <td>51.72</td> <td>--</td> <td>--</td> <td>Peak</td> </tr> </tbody> </table>	Limit	Read	Ant	Cable	Preamp	APos	TPos	Remark	Freq	Level	Line Margin	Level	Factor	Loss Factor			MHz	dBuV/m	dBuV/m	dB	dBuV	dB/m	dB	cm	deg	1	10600.00	49.58	74.00	-24.42	46.60	39.48	14.30	50.80	--	--	Peak	2	15900.00	51.16	74.00	-22.84	43.70	42.04	17.14	51.72	--	--	Peak	<table border="1"> <thead> <tr> <th>Limit</th> <th>Read</th> <th>Ant</th> <th>Cable</th> <th>Preamp</th> <th>APos</th> <th>TPos</th> <th>Remark</th> </tr> <tr> <th>Freq</th> <th>Level</th> <th>Line Margin</th> <th>Level</th> <th>Factor</th> <th>Loss Factor</th> <th></th> <th></th> </tr> <tr> <th>MHz</th> <th>dBuV/m</th> <th>dBuV/m</th> <th>dB</th> <th>dBuV</th> <th>dB/m</th> <th>dB</th> <th>cm</th> <th>deg</th> </tr> </thead> <tbody> <tr> <td>1</td> <td>10600.00</td> <td>49.53</td> <td>74.00</td> <td>-24.47</td> <td>46.55</td> <td>39.48</td> <td>14.30</td> <td>50.80</td> <td>--</td> <td>--</td> <td>Peak</td> </tr> <tr> <td>2</td> <td>15900.00</td> <td>50.55</td> <td>74.00</td> <td>-23.45</td> <td>43.09</td> <td>42.04</td> <td>17.14</td> <td>51.72</td> <td>--</td> <td>--</td> <td>Peak</td> </tr> </tbody> </table>	Limit	Read	Ant	Cable	Preamp	APos	TPos	Remark	Freq	Level	Line Margin	Level	Factor	Loss Factor			MHz	dBuV/m	dBuV/m	dB	dBuV	dB/m	dB	cm	deg	1	10600.00	49.53	74.00	-24.47	46.55	39.48	14.30	50.80	--	--	Peak	2	15900.00	50.55	74.00	-23.45	43.09	42.04	17.14	51.72	--	--	Peak
	Limit	Read	Ant	Cable	Preamp	APos	TPos	Remark																																																																																												
Freq	Level	Line Margin	Level	Factor	Loss Factor																																																																																															
MHz	dBuV/m	dBuV/m	dB	dBuV	dB/m	dB	cm	deg																																																																																												
1	10600.00	49.58	74.00	-24.42	46.60	39.48	14.30	50.80	--	--	Peak																																																																																									
2	15900.00	51.16	74.00	-22.84	43.70	42.04	17.14	51.72	--	--	Peak																																																																																									
Limit	Read	Ant	Cable	Preamp	APos	TPos	Remark																																																																																													
Freq	Level	Line Margin	Level	Factor	Loss Factor																																																																																															
MHz	dBuV/m	dBuV/m	dB	dBuV	dB/m	dB	cm	deg																																																																																												
1	10600.00	49.53	74.00	-24.47	46.55	39.48	14.30	50.80	--	--	Peak																																																																																									
2	15900.00	50.55	74.00	-23.45	43.09	42.04	17.14	51.72	--	--	Peak																																																																																									



	6																																																																									
Mode	Band Edge																																																																									
	U-NII-2A_5.25-5.35_802.11a_CH64_5320MHz																																																																									
ANT	22																																																																									
Pol.	Horizontal	Fundamental																																																																								
Peak	<p style="text-align: right;">Date: 2023-08-08</p> <table border="1"> <thead> <tr> <th>Limit</th> <th>Read</th> <th>Ant</th> <th>Cable</th> <th>Preamp</th> <th>APos</th> <th>TPos</th> <th>Remark</th> </tr> <tr> <th>Freq</th> <th>Level</th> <th>Line</th> <th>Margin</th> <th>Level</th> <th>Factor</th> <th>Loss</th> <th>Factor</th> </tr> <tr> <th>MHz</th> <th>dBuV/m</th> <th>dBuV/m</th> <th>dB</th> <th>dBuV</th> <th>dB/m</th> <th>dB</th> <th>dB</th> </tr> </thead> <tbody> <tr> <td>1</td> <td>5357.31</td> <td>53.01</td> <td>74.00</td> <td>-20.99</td> <td>39.28</td> <td>34.83</td> <td>10.94</td> <td>32.04</td> <td>224</td> <td>297</td> <td>PEAK</td> </tr> </tbody> </table>	Limit	Read	Ant	Cable	Preamp	APos	TPos	Remark	Freq	Level	Line	Margin	Level	Factor	Loss	Factor	MHz	dBuV/m	dBuV/m	dB	dBuV	dB/m	dB	dB	1	5357.31	53.01	74.00	-20.99	39.28	34.83	10.94	32.04	224	297	PEAK	<p style="text-align: right;">Date: 2023-08-08</p> <table border="1"> <thead> <tr> <th>Limit</th> <th>Read</th> <th>Ant</th> <th>Cable</th> <th>Preamp</th> <th>APos</th> <th>TPos</th> <th>Remark</th> </tr> <tr> <th>Freq</th> <th>Level</th> <th>Line</th> <th>Margin</th> <th>Level</th> <th>Factor</th> <th>Loss</th> <th>Factor</th> </tr> <tr> <th>MHz</th> <th>dBuV/m</th> <th>dBuV/m</th> <th>dB</th> <th>dBuV</th> <th>dB/m</th> <th>dB</th> <th>dB</th> </tr> </thead> <tbody> <tr> <td>1</td> <td>5320.00</td> <td>100.35</td> <td>-----</td> <td>-----</td> <td>86.53</td> <td>34.84</td> <td>10.97</td> <td>31.99</td> <td>224</td> <td>297</td> <td>PEAK</td> </tr> </tbody> </table>	Limit	Read	Ant	Cable	Preamp	APos	TPos	Remark	Freq	Level	Line	Margin	Level	Factor	Loss	Factor	MHz	dBuV/m	dBuV/m	dB	dBuV	dB/m	dB	dB	1	5320.00	100.35	-----	-----	86.53	34.84	10.97	31.99	224	297	PEAK
	Limit	Read	Ant	Cable	Preamp	APos	TPos	Remark																																																																		
Freq	Level	Line	Margin	Level	Factor	Loss	Factor																																																																			
MHz	dBuV/m	dBuV/m	dB	dBuV	dB/m	dB	dB																																																																			
1	5357.31	53.01	74.00	-20.99	39.28	34.83	10.94	32.04	224	297	PEAK																																																															
Limit	Read	Ant	Cable	Preamp	APos	TPos	Remark																																																																			
Freq	Level	Line	Margin	Level	Factor	Loss	Factor																																																																			
MHz	dBuV/m	dBuV/m	dB	dBuV	dB/m	dB	dB																																																																			
1	5320.00	100.35	-----	-----	86.53	34.84	10.97	31.99	224	297	PEAK																																																															
Avg	<p style="text-align: right;">Date: 2023-08-08</p> <table border="1"> <thead> <tr> <th>Limit</th> <th>Read</th> <th>Ant</th> <th>Cable</th> <th>Preamp</th> <th>APos</th> <th>TPos</th> <th>Remark</th> </tr> <tr> <th>Freq</th> <th>Level</th> <th>Line</th> <th>Margin</th> <th>Level</th> <th>Factor</th> <th>Loss</th> <th>Factor</th> </tr> <tr> <th>MHz</th> <th>dBuV/m</th> <th>dBuV/m</th> <th>dB</th> <th>dBuV</th> <th>dB/m</th> <th>dB</th> <th>dB</th> </tr> </thead> <tbody> <tr> <td>1</td> <td>5350.74</td> <td>43.30</td> <td>54.00</td> <td>-10.70</td> <td>29.56</td> <td>34.83</td> <td>10.94</td> <td>32.03</td> <td>224</td> <td>297</td> <td>AVERAGE</td> </tr> </tbody> </table>	Limit	Read	Ant	Cable	Preamp	APos	TPos	Remark	Freq	Level	Line	Margin	Level	Factor	Loss	Factor	MHz	dBuV/m	dBuV/m	dB	dBuV	dB/m	dB	dB	1	5350.74	43.30	54.00	-10.70	29.56	34.83	10.94	32.03	224	297	AVERAGE	<p style="text-align: right;">Date: 2023-08-08</p> <table border="1"> <thead> <tr> <th>Limit</th> <th>Read</th> <th>Ant</th> <th>Cable</th> <th>Preamp</th> <th>APos</th> <th>TPos</th> <th>Remark</th> </tr> <tr> <th>Freq</th> <th>Level</th> <th>Line</th> <th>Margin</th> <th>Level</th> <th>Factor</th> <th>Loss</th> <th>Factor</th> </tr> <tr> <th>MHz</th> <th>dBuV/m</th> <th>dBuV/m</th> <th>dB</th> <th>dBuV</th> <th>dB/m</th> <th>dB</th> <th>dB</th> </tr> </thead> <tbody> <tr> <td>1</td> <td>5320.00</td> <td>94.32</td> <td>-----</td> <td>-----</td> <td>80.50</td> <td>34.84</td> <td>10.97</td> <td>31.99</td> <td>224</td> <td>297</td> <td>AVERAGE</td> </tr> </tbody> </table>	Limit	Read	Ant	Cable	Preamp	APos	TPos	Remark	Freq	Level	Line	Margin	Level	Factor	Loss	Factor	MHz	dBuV/m	dBuV/m	dB	dBuV	dB/m	dB	dB	1	5320.00	94.32	-----	-----	80.50	34.84	10.97	31.99	224	297	AVERAGE
Limit	Read	Ant	Cable	Preamp	APos	TPos	Remark																																																																			
Freq	Level	Line	Margin	Level	Factor	Loss	Factor																																																																			
MHz	dBuV/m	dBuV/m	dB	dBuV	dB/m	dB	dB																																																																			
1	5350.74	43.30	54.00	-10.70	29.56	34.83	10.94	32.03	224	297	AVERAGE																																																															
Limit	Read	Ant	Cable	Preamp	APos	TPos	Remark																																																																			
Freq	Level	Line	Margin	Level	Factor	Loss	Factor																																																																			
MHz	dBuV/m	dBuV/m	dB	dBuV	dB/m	dB	dB																																																																			
1	5320.00	94.32	-----	-----	80.50	34.84	10.97	31.99	224	297	AVERAGE																																																															



	6																																																																											
Mode	Band Edge																																																																											
	U-NII-2A_5.25-5.35_802.11a_CH64_5320MHz																																																																											
ANT	22																																																																											
Pol.	Vertical	Fundamental																																																																										
Peak	<p style="text-align: right;">Date: 2023-08-08</p> <table border="1"> <thead> <tr> <th>Limit</th> <th>Read</th> <th>Ant</th> <th>Cable</th> <th>Preamp</th> <th>APos</th> <th>TPos</th> <th>Remark</th> </tr> <tr> <th>Freq</th> <th>Level</th> <th>Line Margin</th> <th>Level Factor</th> <th>Loss Factor</th> <th></th> <th></th> <th></th> </tr> <tr> <th>MHz</th> <th>dBuV/m</th> <th>dBuV/m</th> <th>dB</th> <th>dBuV</th> <th>dB/m</th> <th>dB</th> <th>cm</th> <th>deg</th> </tr> </thead> <tbody> <tr> <td>1</td> <td>5351.16</td> <td>55.36</td> <td>74.00</td> <td>-18.64</td> <td>41.62</td> <td>34.83</td> <td>10.94</td> <td>32.03</td> <td>311</td> <td>263</td> <td>PEAK</td> </tr> </tbody> </table>	Limit	Read	Ant	Cable	Preamp	APos	TPos	Remark	Freq	Level	Line Margin	Level Factor	Loss Factor				MHz	dBuV/m	dBuV/m	dB	dBuV	dB/m	dB	cm	deg	1	5351.16	55.36	74.00	-18.64	41.62	34.83	10.94	32.03	311	263	PEAK	<p style="text-align: right;">Date: 2023-08-08</p> <table border="1"> <thead> <tr> <th>Limit</th> <th>Read</th> <th>Ant</th> <th>Cable</th> <th>Preamp</th> <th>APos</th> <th>TPos</th> <th>Remark</th> </tr> <tr> <th>Freq</th> <th>Level</th> <th>Line Margin</th> <th>Level Factor</th> <th>Loss Factor</th> <th></th> <th></th> <th></th> </tr> <tr> <th>MHz</th> <th>dBuV/m</th> <th>dBuV/m</th> <th>dB</th> <th>dBuV</th> <th>dB/m</th> <th>dB</th> <th>cm</th> <th>deg</th> </tr> </thead> <tbody> <tr> <td>1</td> <td>5320.00</td> <td>100.74</td> <td>-----</td> <td>-----</td> <td>86.92</td> <td>34.84</td> <td>10.97</td> <td>31.99</td> <td>311</td> <td>263</td> <td>PEAK</td> </tr> </tbody> </table>	Limit	Read	Ant	Cable	Preamp	APos	TPos	Remark	Freq	Level	Line Margin	Level Factor	Loss Factor				MHz	dBuV/m	dBuV/m	dB	dBuV	dB/m	dB	cm	deg	1	5320.00	100.74	-----	-----	86.92	34.84	10.97	31.99	311	263	PEAK
	Limit	Read	Ant	Cable	Preamp	APos	TPos	Remark																																																																				
Freq	Level	Line Margin	Level Factor	Loss Factor																																																																								
MHz	dBuV/m	dBuV/m	dB	dBuV	dB/m	dB	cm	deg																																																																				
1	5351.16	55.36	74.00	-18.64	41.62	34.83	10.94	32.03	311	263	PEAK																																																																	
Limit	Read	Ant	Cable	Preamp	APos	TPos	Remark																																																																					
Freq	Level	Line Margin	Level Factor	Loss Factor																																																																								
MHz	dBuV/m	dBuV/m	dB	dBuV	dB/m	dB	cm	deg																																																																				
1	5320.00	100.74	-----	-----	86.92	34.84	10.97	31.99	311	263	PEAK																																																																	
Avg	<p style="text-align: right;">Date: 2023-08-08</p> <table border="1"> <thead> <tr> <th>Limit</th> <th>Read</th> <th>Ant</th> <th>Cable</th> <th>Preamp</th> <th>APos</th> <th>TPos</th> <th>Remark</th> </tr> <tr> <th>Freq</th> <th>Level</th> <th>Line Margin</th> <th>Level Factor</th> <th>Loss Factor</th> <th></th> <th></th> <th></th> </tr> <tr> <th>MHz</th> <th>dBuV/m</th> <th>dBuV/m</th> <th>dB</th> <th>dBuV</th> <th>dB/m</th> <th>dB</th> <th>cm</th> <th>deg</th> </tr> </thead> <tbody> <tr> <td>1</td> <td>5350.46</td> <td>43.54</td> <td>54.00</td> <td>-10.46</td> <td>29.80</td> <td>34.83</td> <td>10.94</td> <td>32.03</td> <td>311</td> <td>263</td> <td>AVERAGE</td> </tr> </tbody> </table>	Limit	Read	Ant	Cable	Preamp	APos	TPos	Remark	Freq	Level	Line Margin	Level Factor	Loss Factor				MHz	dBuV/m	dBuV/m	dB	dBuV	dB/m	dB	cm	deg	1	5350.46	43.54	54.00	-10.46	29.80	34.83	10.94	32.03	311	263	AVERAGE	<p style="text-align: right;">Date: 2023-08-08</p> <table border="1"> <thead> <tr> <th>Limit</th> <th>Read</th> <th>Ant</th> <th>Cable</th> <th>Preamp</th> <th>APos</th> <th>TPos</th> <th>Remark</th> </tr> <tr> <th>Freq</th> <th>Level</th> <th>Line Margin</th> <th>Level Factor</th> <th>Loss Factor</th> <th></th> <th></th> <th></th> </tr> <tr> <th>MHz</th> <th>dBuV/m</th> <th>dBuV/m</th> <th>dB</th> <th>dBuV</th> <th>dB/m</th> <th>dB</th> <th>cm</th> <th>deg</th> </tr> </thead> <tbody> <tr> <td>1</td> <td>5320.00</td> <td>94.23</td> <td>-----</td> <td>-----</td> <td>80.41</td> <td>34.84</td> <td>10.97</td> <td>31.99</td> <td>311</td> <td>263</td> <td>AVERAGE</td> </tr> </tbody> </table>	Limit	Read	Ant	Cable	Preamp	APos	TPos	Remark	Freq	Level	Line Margin	Level Factor	Loss Factor				MHz	dBuV/m	dBuV/m	dB	dBuV	dB/m	dB	cm	deg	1	5320.00	94.23	-----	-----	80.41	34.84	10.97	31.99	311	263	AVERAGE
Limit	Read	Ant	Cable	Preamp	APos	TPos	Remark																																																																					
Freq	Level	Line Margin	Level Factor	Loss Factor																																																																								
MHz	dBuV/m	dBuV/m	dB	dBuV	dB/m	dB	cm	deg																																																																				
1	5350.46	43.54	54.00	-10.46	29.80	34.83	10.94	32.03	311	263	AVERAGE																																																																	
Limit	Read	Ant	Cable	Preamp	APos	TPos	Remark																																																																					
Freq	Level	Line Margin	Level Factor	Loss Factor																																																																								
MHz	dBuV/m	dBuV/m	dB	dBuV	dB/m	dB	cm	deg																																																																				
1	5320.00	94.23	-----	-----	80.41	34.84	10.97	31.99	311	263	AVERAGE																																																																	

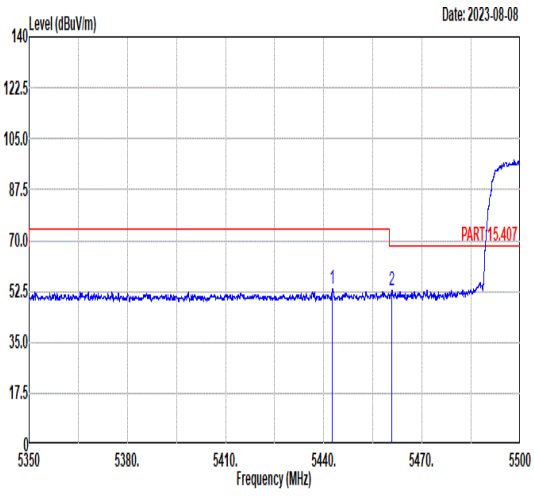
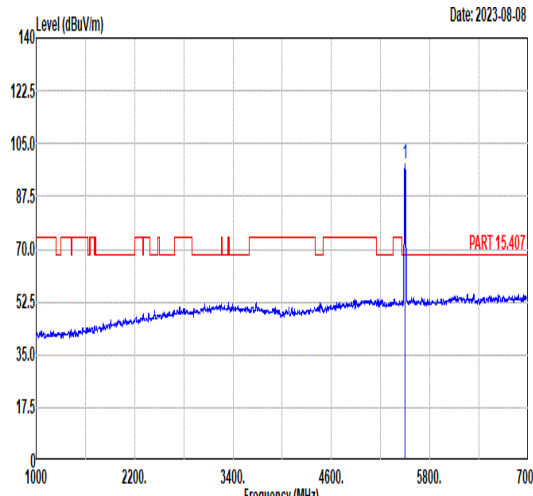
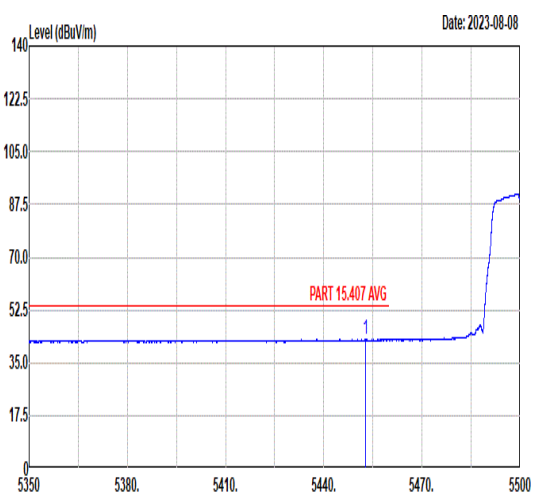
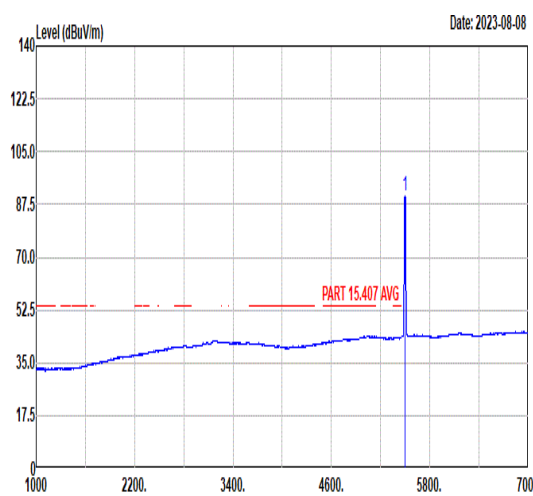


Mode	6																																																																																																			
	Harmonic																																																																																																			
	U-NII-2A_5.25-5.35_802.11a_CH64_5320MHz																																																																																																			
ANT	22																																																																																																			
Pol.	Horizontal	Vertical																																																																																																		
Peak Avg	<p>Date: 2023-08-10</p> <table border="1"> <thead> <tr> <th>Limit</th> <th>Read</th> <th>Ant</th> <th>Cable</th> <th>Preamp</th> <th>APos</th> <th>TPos</th> <th>Remark</th> </tr> <tr> <th>Freq</th> <th>Level</th> <th>Line Margin</th> <th>Level</th> <th>Factor</th> <th>Loss Factor</th> <th></th> <th></th> </tr> <tr> <th>MHz</th> <th>dBuV/m</th> <th>dBuV/m</th> <th>dB</th> <th>dBuV</th> <th>dB/m</th> <th>dB</th> <th>cm</th> <th>deg</th> </tr> </thead> <tbody> <tr> <td>1</td> <td>10640.00</td> <td>49.77</td> <td>74.00</td> <td>-24.23</td> <td>46.78</td> <td>39.47</td> <td>14.32</td> <td>50.80</td> <td>--</td> <td>--</td> <td>Peak</td> </tr> <tr> <td>2</td> <td>15960.00</td> <td>51.22</td> <td>74.00</td> <td>-22.78</td> <td>43.72</td> <td>42.08</td> <td>17.19</td> <td>51.77</td> <td>--</td> <td>--</td> <td>Peak</td> </tr> </tbody> </table>	Limit	Read	Ant	Cable	Preamp	APos	TPos	Remark	Freq	Level	Line Margin	Level	Factor	Loss Factor			MHz	dBuV/m	dBuV/m	dB	dBuV	dB/m	dB	cm	deg	1	10640.00	49.77	74.00	-24.23	46.78	39.47	14.32	50.80	--	--	Peak	2	15960.00	51.22	74.00	-22.78	43.72	42.08	17.19	51.77	--	--	Peak	<p>Date: 2023-08-10</p> <table border="1"> <thead> <tr> <th>Limit</th> <th>Read</th> <th>Ant</th> <th>Cable</th> <th>Preamp</th> <th>APos</th> <th>TPos</th> <th>Remark</th> </tr> <tr> <th>Freq</th> <th>Level</th> <th>Line Margin</th> <th>Level</th> <th>Factor</th> <th>Loss Factor</th> <th></th> <th></th> </tr> <tr> <th>MHz</th> <th>dBuV/m</th> <th>dBuV/m</th> <th>dB</th> <th>dBuV</th> <th>dB/m</th> <th>dB</th> <th>cm</th> <th>deg</th> </tr> </thead> <tbody> <tr> <td>1</td> <td>10640.00</td> <td>50.45</td> <td>74.00</td> <td>-23.55</td> <td>47.46</td> <td>39.47</td> <td>14.32</td> <td>50.80</td> <td>--</td> <td>--</td> <td>Peak</td> </tr> <tr> <td>2</td> <td>15960.00</td> <td>50.71</td> <td>74.00</td> <td>-23.29</td> <td>43.21</td> <td>42.08</td> <td>17.19</td> <td>51.77</td> <td>--</td> <td>--</td> <td>Peak</td> </tr> </tbody> </table>	Limit	Read	Ant	Cable	Preamp	APos	TPos	Remark	Freq	Level	Line Margin	Level	Factor	Loss Factor			MHz	dBuV/m	dBuV/m	dB	dBuV	dB/m	dB	cm	deg	1	10640.00	50.45	74.00	-23.55	47.46	39.47	14.32	50.80	--	--	Peak	2	15960.00	50.71	74.00	-23.29	43.21	42.08	17.19	51.77	--	--	Peak
	Limit	Read	Ant	Cable	Preamp	APos	TPos	Remark																																																																																												
Freq	Level	Line Margin	Level	Factor	Loss Factor																																																																																															
MHz	dBuV/m	dBuV/m	dB	dBuV	dB/m	dB	cm	deg																																																																																												
1	10640.00	49.77	74.00	-24.23	46.78	39.47	14.32	50.80	--	--	Peak																																																																																									
2	15960.00	51.22	74.00	-22.78	43.72	42.08	17.19	51.77	--	--	Peak																																																																																									
Limit	Read	Ant	Cable	Preamp	APos	TPos	Remark																																																																																													
Freq	Level	Line Margin	Level	Factor	Loss Factor																																																																																															
MHz	dBuV/m	dBuV/m	dB	dBuV	dB/m	dB	cm	deg																																																																																												
1	10640.00	50.45	74.00	-23.55	47.46	39.47	14.32	50.80	--	--	Peak																																																																																									
2	15960.00	50.71	74.00	-23.29	43.21	42.08	17.19	51.77	--	--	Peak																																																																																									



	7																																																																																							
Mode	Band Edge																																																																																							
	U-NII-2C_5.47-5.725_802.11a_CH100_5500MHz																																																																																							
ANT	22																																																																																							
Pol.	Horizontal	Fundamental																																																																																						
Peak	<table border="1"> <thead> <tr> <th>Limit</th> <th>Read</th> <th>Ant</th> <th>Cable</th> <th>Preamp</th> <th>APos</th> <th>TPos</th> <th>Remark</th> </tr> <tr> <th>Freq</th> <th>Level</th> <th>Line Margin</th> <th>Level Factor</th> <th>Loss Factor</th> <th></th> <th></th> <th></th> </tr> <tr> <th>MHz</th> <th>dBuV/m</th> <th>dBuV/m</th> <th>dB</th> <th>dBuV</th> <th>dB/m</th> <th>dB</th> <th>cm</th> <th>deg</th> </tr> </thead> <tbody> <tr> <td>1</td> <td>5417.73</td> <td>52.87</td> <td>74.00</td> <td>-21.13</td> <td>39.22</td> <td>34.82</td> <td>10.94</td> <td>32.11</td> <td>100</td> <td>300</td> <td>PEAK</td> </tr> <tr> <td>2</td> <td>5461.68</td> <td>52.45</td> <td>68.30</td> <td>-15.85</td> <td>38.68</td> <td>34.81</td> <td>11.13</td> <td>32.17</td> <td>100</td> <td>300</td> <td>PEAK</td> </tr> </tbody> </table>	Limit	Read	Ant	Cable	Preamp	APos	TPos	Remark	Freq	Level	Line Margin	Level Factor	Loss Factor				MHz	dBuV/m	dBuV/m	dB	dBuV	dB/m	dB	cm	deg	1	5417.73	52.87	74.00	-21.13	39.22	34.82	10.94	32.11	100	300	PEAK	2	5461.68	52.45	68.30	-15.85	38.68	34.81	11.13	32.17	100	300	PEAK	<table border="1"> <thead> <tr> <th>Limit</th> <th>Read</th> <th>Ant</th> <th>Cable</th> <th>Preamp</th> <th>APos</th> <th>TPos</th> <th>Remark</th> </tr> <tr> <th>Freq</th> <th>Level</th> <th>Line Margin</th> <th>Level Factor</th> <th>Loss Factor</th> <th></th> <th></th> <th></th> </tr> <tr> <th>MHz</th> <th>dBuV/m</th> <th>dBuV/m</th> <th>dB</th> <th>dBuV</th> <th>dB/m</th> <th>dB</th> <th>cm</th> <th>deg</th> </tr> </thead> <tbody> <tr> <td>1</td> <td>5500.00</td> <td>97.43</td> <td>-----</td> <td>-----</td> <td>83.57</td> <td>34.80</td> <td>11.27</td> <td>32.21</td> <td>100</td> <td>300</td> <td>PEAK</td> </tr> </tbody> </table>	Limit	Read	Ant	Cable	Preamp	APos	TPos	Remark	Freq	Level	Line Margin	Level Factor	Loss Factor				MHz	dBuV/m	dBuV/m	dB	dBuV	dB/m	dB	cm	deg	1	5500.00	97.43	-----	-----	83.57	34.80	11.27	32.21	100	300	PEAK
Limit	Read	Ant	Cable	Preamp	APos	TPos	Remark																																																																																	
Freq	Level	Line Margin	Level Factor	Loss Factor																																																																																				
MHz	dBuV/m	dBuV/m	dB	dBuV	dB/m	dB	cm	deg																																																																																
1	5417.73	52.87	74.00	-21.13	39.22	34.82	10.94	32.11	100	300	PEAK																																																																													
2	5461.68	52.45	68.30	-15.85	38.68	34.81	11.13	32.17	100	300	PEAK																																																																													
Limit	Read	Ant	Cable	Preamp	APos	TPos	Remark																																																																																	
Freq	Level	Line Margin	Level Factor	Loss Factor																																																																																				
MHz	dBuV/m	dBuV/m	dB	dBuV	dB/m	dB	cm	deg																																																																																
1	5500.00	97.43	-----	-----	83.57	34.80	11.27	32.21	100	300	PEAK																																																																													
Avg	<table border="1"> <thead> <tr> <th>Limit</th> <th>Read</th> <th>Ant</th> <th>Cable</th> <th>Preamp</th> <th>APos</th> <th>TPos</th> <th>Remark</th> </tr> <tr> <th>Freq</th> <th>Level</th> <th>Line Margin</th> <th>Level Factor</th> <th>Loss Factor</th> <th></th> <th></th> <th></th> </tr> <tr> <th>MHz</th> <th>dBuV/m</th> <th>dBuV/m</th> <th>dB</th> <th>dBuV</th> <th>dB/m</th> <th>dB</th> <th>cm</th> <th>deg</th> </tr> </thead> <tbody> <tr> <td>1</td> <td>5458.98</td> <td>42.85</td> <td>54.00</td> <td>-11.15</td> <td>29.08</td> <td>34.81</td> <td>11.12</td> <td>32.16</td> <td>100</td> <td>300</td> <td>AVERAGE</td> </tr> </tbody> </table>	Limit	Read	Ant	Cable	Preamp	APos	TPos	Remark	Freq	Level	Line Margin	Level Factor	Loss Factor				MHz	dBuV/m	dBuV/m	dB	dBuV	dB/m	dB	cm	deg	1	5458.98	42.85	54.00	-11.15	29.08	34.81	11.12	32.16	100	300	AVERAGE	<table border="1"> <thead> <tr> <th>Limit</th> <th>Read</th> <th>Ant</th> <th>Cable</th> <th>Preamp</th> <th>APos</th> <th>TPos</th> <th>Remark</th> </tr> <tr> <th>Freq</th> <th>Level</th> <th>Line Margin</th> <th>Level Factor</th> <th>Loss Factor</th> <th></th> <th></th> <th></th> </tr> <tr> <th>MHz</th> <th>dBuV/m</th> <th>dBuV/m</th> <th>dB</th> <th>dBuV</th> <th>dB/m</th> <th>dB</th> <th>cm</th> <th>deg</th> </tr> </thead> <tbody> <tr> <td>1</td> <td>5500.00</td> <td>90.95</td> <td>-----</td> <td>-----</td> <td>77.09</td> <td>34.80</td> <td>11.27</td> <td>32.21</td> <td>100</td> <td>300</td> <td>AVERAGE</td> </tr> </tbody> </table>	Limit	Read	Ant	Cable	Preamp	APos	TPos	Remark	Freq	Level	Line Margin	Level Factor	Loss Factor				MHz	dBuV/m	dBuV/m	dB	dBuV	dB/m	dB	cm	deg	1	5500.00	90.95	-----	-----	77.09	34.80	11.27	32.21	100	300	AVERAGE												
Limit	Read	Ant	Cable	Preamp	APos	TPos	Remark																																																																																	
Freq	Level	Line Margin	Level Factor	Loss Factor																																																																																				
MHz	dBuV/m	dBuV/m	dB	dBuV	dB/m	dB	cm	deg																																																																																
1	5458.98	42.85	54.00	-11.15	29.08	34.81	11.12	32.16	100	300	AVERAGE																																																																													
Limit	Read	Ant	Cable	Preamp	APos	TPos	Remark																																																																																	
Freq	Level	Line Margin	Level Factor	Loss Factor																																																																																				
MHz	dBuV/m	dBuV/m	dB	dBuV	dB/m	dB	cm	deg																																																																																
1	5500.00	90.95	-----	-----	77.09	34.80	11.27	32.21	100	300	AVERAGE																																																																													



	7																																																																																							
Mode	Band Edge																																																																																							
	U-NII-2C_5.47-5.725_802.11a_CH100_5500MHz																																																																																							
ANT	22																																																																																							
Pol.	Vertical	Fundamental																																																																																						
Peak	 <p style="text-align: right;">Date: 2023-08-08</p> <table border="1"> <thead> <tr> <th>Limit</th> <th>Read</th> <th>Ant</th> <th>Cable</th> <th>Preamp</th> <th>APos</th> <th>TPos</th> <th>Remark</th> </tr> <tr> <th>Freq</th> <th>Level</th> <th>Line Margin</th> <th>Level Factor</th> <th>Loss Factor</th> <th></th> <th></th> <th></th> </tr> <tr> <th>MHz</th> <th>dBuV/m</th> <th>dBuV/m</th> <th>dB</th> <th>dBuV</th> <th>dB/m</th> <th>dB</th> <th>cm</th> <th>deg</th> </tr> </thead> <tbody> <tr> <td>1</td> <td>5442.63</td> <td>53.59</td> <td>74.00</td> <td>-20.41</td> <td>39.87</td> <td>34.81</td> <td>11.05</td> <td>32.14</td> <td>292</td> <td>274</td> <td>PEAK</td> </tr> <tr> <td>2</td> <td>5460.79</td> <td>52.99</td> <td>68.30</td> <td>-15.31</td> <td>39.23</td> <td>34.81</td> <td>11.12</td> <td>32.17</td> <td>292</td> <td>274</td> <td>PEAK</td> </tr> </tbody> </table>	Limit	Read	Ant	Cable	Preamp	APos	TPos	Remark	Freq	Level	Line Margin	Level Factor	Loss Factor				MHz	dBuV/m	dBuV/m	dB	dBuV	dB/m	dB	cm	deg	1	5442.63	53.59	74.00	-20.41	39.87	34.81	11.05	32.14	292	274	PEAK	2	5460.79	52.99	68.30	-15.31	39.23	34.81	11.12	32.17	292	274	PEAK	 <p style="text-align: right;">Date: 2023-08-08</p> <table border="1"> <thead> <tr> <th>Limit</th> <th>Read</th> <th>Ant</th> <th>Cable</th> <th>Preamp</th> <th>APos</th> <th>TPos</th> <th>Remark</th> </tr> <tr> <th>Freq</th> <th>Level</th> <th>Line Margin</th> <th>Level Factor</th> <th>Loss Factor</th> <th></th> <th></th> <th></th> </tr> <tr> <th>MHz</th> <th>dBuV/m</th> <th>dBuV/m</th> <th>dB</th> <th>dBuV</th> <th>dB/m</th> <th>dB</th> <th>cm</th> <th>deg</th> </tr> </thead> <tbody> <tr> <td>1</td> <td>5500.00</td> <td>98.00</td> <td>-----</td> <td>-----</td> <td>84.14</td> <td>34.80</td> <td>11.27</td> <td>32.21</td> <td>292</td> <td>274</td> <td>PEAK</td> </tr> </tbody> </table>	Limit	Read	Ant	Cable	Preamp	APos	TPos	Remark	Freq	Level	Line Margin	Level Factor	Loss Factor				MHz	dBuV/m	dBuV/m	dB	dBuV	dB/m	dB	cm	deg	1	5500.00	98.00	-----	-----	84.14	34.80	11.27	32.21	292	274	PEAK
	Limit	Read	Ant	Cable	Preamp	APos	TPos	Remark																																																																																
Freq	Level	Line Margin	Level Factor	Loss Factor																																																																																				
MHz	dBuV/m	dBuV/m	dB	dBuV	dB/m	dB	cm	deg																																																																																
1	5442.63	53.59	74.00	-20.41	39.87	34.81	11.05	32.14	292	274	PEAK																																																																													
2	5460.79	52.99	68.30	-15.31	39.23	34.81	11.12	32.17	292	274	PEAK																																																																													
Limit	Read	Ant	Cable	Preamp	APos	TPos	Remark																																																																																	
Freq	Level	Line Margin	Level Factor	Loss Factor																																																																																				
MHz	dBuV/m	dBuV/m	dB	dBuV	dB/m	dB	cm	deg																																																																																
1	5500.00	98.00	-----	-----	84.14	34.80	11.27	32.21	292	274	PEAK																																																																													
Avg	 <p style="text-align: right;">Date: 2023-08-08</p> <table border="1"> <thead> <tr> <th>Limit</th> <th>Read</th> <th>Ant</th> <th>Cable</th> <th>Preamp</th> <th>APos</th> <th>TPos</th> <th>Remark</th> </tr> <tr> <th>Freq</th> <th>Level</th> <th>Line Margin</th> <th>Level Factor</th> <th>Loss Factor</th> <th></th> <th></th> <th></th> </tr> <tr> <th>MHz</th> <th>dBuV/m</th> <th>dBuV/m</th> <th>dB</th> <th>dBuV</th> <th>dB/m</th> <th>dB</th> <th>cm</th> <th>deg</th> </tr> </thead> <tbody> <tr> <td>1</td> <td>5452.68</td> <td>42.87</td> <td>54.00</td> <td>-11.13</td> <td>29.13</td> <td>34.81</td> <td>11.09</td> <td>32.16</td> <td>292</td> <td>274</td> <td>AVERAGE</td> </tr> </tbody> </table>	Limit	Read	Ant	Cable	Preamp	APos	TPos	Remark	Freq	Level	Line Margin	Level Factor	Loss Factor				MHz	dBuV/m	dBuV/m	dB	dBuV	dB/m	dB	cm	deg	1	5452.68	42.87	54.00	-11.13	29.13	34.81	11.09	32.16	292	274	AVERAGE	 <p style="text-align: right;">Date: 2023-08-08</p> <table border="1"> <thead> <tr> <th>Limit</th> <th>Read</th> <th>Ant</th> <th>Cable</th> <th>Preamp</th> <th>APos</th> <th>TPos</th> <th>Remark</th> </tr> <tr> <th>Freq</th> <th>Level</th> <th>Line Margin</th> <th>Level Factor</th> <th>Loss Factor</th> <th></th> <th></th> <th></th> </tr> <tr> <th>MHz</th> <th>dBuV/m</th> <th>dBuV/m</th> <th>dB</th> <th>dBuV</th> <th>dB/m</th> <th>dB</th> <th>cm</th> <th>deg</th> </tr> </thead> <tbody> <tr> <td>1</td> <td>5500.00</td> <td>90.53</td> <td>-----</td> <td>-----</td> <td>76.67</td> <td>34.80</td> <td>11.27</td> <td>32.21</td> <td>292</td> <td>274</td> <td>AVERAGE</td> </tr> </tbody> </table>	Limit	Read	Ant	Cable	Preamp	APos	TPos	Remark	Freq	Level	Line Margin	Level Factor	Loss Factor				MHz	dBuV/m	dBuV/m	dB	dBuV	dB/m	dB	cm	deg	1	5500.00	90.53	-----	-----	76.67	34.80	11.27	32.21	292	274	AVERAGE												
Limit	Read	Ant	Cable	Preamp	APos	TPos	Remark																																																																																	
Freq	Level	Line Margin	Level Factor	Loss Factor																																																																																				
MHz	dBuV/m	dBuV/m	dB	dBuV	dB/m	dB	cm	deg																																																																																
1	5452.68	42.87	54.00	-11.13	29.13	34.81	11.09	32.16	292	274	AVERAGE																																																																													
Limit	Read	Ant	Cable	Preamp	APos	TPos	Remark																																																																																	
Freq	Level	Line Margin	Level Factor	Loss Factor																																																																																				
MHz	dBuV/m	dBuV/m	dB	dBuV	dB/m	dB	cm	deg																																																																																
1	5500.00	90.53	-----	-----	76.67	34.80	11.27	32.21	292	274	AVERAGE																																																																													



Mode	7																																																																																	
	Harmonic																																																																																	
	U-NII-2C_5.47-5.725_802.11a_CH100_5500MHz																																																																																	
ANT	22																																																																																	
Pol.	Horizontal	Vertical																																																																																
Peak Avg	<table border="1"> <thead> <tr> <th rowspan="2">Limit</th> <th rowspan="2">Read</th> <th rowspan="2">Ant</th> <th rowspan="2">Cable</th> <th rowspan="2">Preamp</th> <th rowspan="2">APos</th> <th rowspan="2">TPos</th> <th rowspan="2">Remark</th> </tr> <tr> <th>Freq</th> <th>Level</th> <th>Line Margin</th> <th>Level</th> <th>Factor</th> <th>Loss Factor</th> <th>cm</th> <th>deg</th> </tr> </thead> <tbody> <tr> <td>1</td> <td>11000.00</td> <td>48.50</td> <td>74.00</td> <td>-25.50</td> <td>45.36</td> <td>39.40</td> <td>14.54</td> <td>50.80</td> <td>--</td> <td>--</td> <td>Peak</td> </tr> <tr> <td>2</td> <td>16500.00</td> <td>51.84</td> <td>68.30</td> <td>-16.46</td> <td>43.88</td> <td>42.40</td> <td>17.36</td> <td>51.80</td> <td>--</td> <td>--</td> <td>Peak</td> </tr> </tbody> </table>	Limit	Read	Ant	Cable	Preamp	APos	TPos	Remark	Freq	Level	Line Margin	Level	Factor	Loss Factor	cm	deg	1	11000.00	48.50	74.00	-25.50	45.36	39.40	14.54	50.80	--	--	Peak	2	16500.00	51.84	68.30	-16.46	43.88	42.40	17.36	51.80	--	--	Peak	<table border="1"> <thead> <tr> <th rowspan="2">Limit</th> <th rowspan="2">Read</th> <th rowspan="2">Ant</th> <th rowspan="2">Cable</th> <th rowspan="2">Preamp</th> <th rowspan="2">APos</th> <th rowspan="2">TPos</th> <th rowspan="2">Remark</th> </tr> <tr> <th>Freq</th> <th>Level</th> <th>Line Margin</th> <th>Level</th> <th>Factor</th> <th>Loss Factor</th> <th>cm</th> <th>deg</th> </tr> </thead> <tbody> <tr> <td>1</td> <td>11000.00</td> <td>49.06</td> <td>74.00</td> <td>-24.94</td> <td>45.92</td> <td>39.40</td> <td>14.54</td> <td>50.80</td> <td>--</td> <td>--</td> <td>Peak</td> </tr> <tr> <td>2</td> <td>16500.00</td> <td>51.43</td> <td>68.30</td> <td>-16.87</td> <td>43.47</td> <td>42.40</td> <td>17.36</td> <td>51.80</td> <td>--</td> <td>--</td> <td>Peak</td> </tr> </tbody> </table>	Limit	Read	Ant	Cable	Preamp	APos	TPos	Remark	Freq	Level	Line Margin	Level	Factor	Loss Factor	cm	deg	1	11000.00	49.06	74.00	-24.94	45.92	39.40	14.54	50.80	--	--	Peak	2	16500.00	51.43	68.30	-16.87	43.47	42.40	17.36	51.80	--	--	Peak
	Limit									Read	Ant	Cable	Preamp	APos	TPos	Remark																																																																		
Freq		Level	Line Margin	Level	Factor	Loss Factor	cm	deg																																																																										
1	11000.00	48.50	74.00	-25.50	45.36	39.40	14.54	50.80	--	--	Peak																																																																							
2	16500.00	51.84	68.30	-16.46	43.88	42.40	17.36	51.80	--	--	Peak																																																																							
Limit	Read	Ant	Cable	Preamp	APos	TPos	Remark																																																																											
								Freq	Level	Line Margin	Level	Factor	Loss Factor	cm	deg																																																																			
1	11000.00	49.06	74.00	-24.94	45.92	39.40	14.54	50.80	--	--	Peak																																																																							
2	16500.00	51.43	68.30	-16.87	43.47	42.40	17.36	51.80	--	--	Peak																																																																							



Mode	8																																																																																																											
	Harmonic																																																																																																											
	U-NII-2C_5.47-5.725_802.11a_CH116_5580MHz																																																																																																											
ANT	22																																																																																																											
Pol.	Horizontal	Vertical																																																																																																										
Peak Avg	<table border="1"> <thead> <tr> <th></th> <th>Limit</th> <th>Read</th> <th>Ant</th> <th>Cable</th> <th>Preamp</th> <th>APos</th> <th>TPos</th> <th></th> </tr> <tr> <th>Freq</th> <th>Level</th> <th>Line Margin</th> <th>Level</th> <th>Factor</th> <th>Loss Factor</th> <th></th> <th></th> <th>Remark</th> </tr> <tr> <th></th> <th>MHz</th> <th>dBuV/m</th> <th>dBuV/m</th> <th>dB</th> <th>dBuV</th> <th>dB/m</th> <th>dB</th> <th>dB</th> <th>cm</th> <th>deg</th> </tr> </thead> <tbody> <tr> <td>1</td> <td>11160.00</td> <td>50.27</td> <td>74.00</td> <td>-23.73</td> <td>46.87</td> <td>39.53</td> <td>14.64</td> <td>50.77</td> <td>--</td> <td>--</td> <td>Peak</td> </tr> <tr> <td>2</td> <td>16740.00</td> <td>49.87</td> <td>68.30</td> <td>-18.43</td> <td>41.74</td> <td>42.45</td> <td>17.43</td> <td>51.75</td> <td>--</td> <td>--</td> <td>Peak</td> </tr> </tbody> </table>		Limit	Read	Ant	Cable	Preamp	APos	TPos		Freq	Level	Line Margin	Level	Factor	Loss Factor			Remark		MHz	dBuV/m	dBuV/m	dB	dBuV	dB/m	dB	dB	cm	deg	1	11160.00	50.27	74.00	-23.73	46.87	39.53	14.64	50.77	--	--	Peak	2	16740.00	49.87	68.30	-18.43	41.74	42.45	17.43	51.75	--	--	Peak	<table border="1"> <thead> <tr> <th></th> <th>Limit</th> <th>Read</th> <th>Ant</th> <th>Cable</th> <th>Preamp</th> <th>APos</th> <th>TPos</th> <th></th> </tr> <tr> <th>Freq</th> <th>Level</th> <th>Line Margin</th> <th>Level</th> <th>Factor</th> <th>Loss Factor</th> <th></th> <th></th> <th>Remark</th> </tr> <tr> <th></th> <th>MHz</th> <th>dBuV/m</th> <th>dBuV/m</th> <th>dB</th> <th>dBuV</th> <th>dB/m</th> <th>dB</th> <th>dB</th> <th>cm</th> <th>deg</th> </tr> </thead> <tbody> <tr> <td>1</td> <td>11160.00</td> <td>50.03</td> <td>74.00</td> <td>-23.97</td> <td>46.63</td> <td>39.53</td> <td>14.64</td> <td>50.77</td> <td>--</td> <td>--</td> <td>Peak</td> </tr> <tr> <td>2</td> <td>16740.00</td> <td>49.61</td> <td>68.30</td> <td>-18.69</td> <td>41.48</td> <td>42.45</td> <td>17.43</td> <td>51.75</td> <td>--</td> <td>--</td> <td>Peak</td> </tr> </tbody> </table>		Limit	Read	Ant	Cable	Preamp	APos	TPos		Freq	Level	Line Margin	Level	Factor	Loss Factor			Remark		MHz	dBuV/m	dBuV/m	dB	dBuV	dB/m	dB	dB	cm	deg	1	11160.00	50.03	74.00	-23.97	46.63	39.53	14.64	50.77	--	--	Peak	2	16740.00	49.61	68.30	-18.69	41.48	42.45	17.43	51.75	--	--	Peak
		Limit	Read	Ant	Cable	Preamp	APos	TPos																																																																																																				
Freq	Level	Line Margin	Level	Factor	Loss Factor			Remark																																																																																																				
	MHz	dBuV/m	dBuV/m	dB	dBuV	dB/m	dB	dB	cm	deg																																																																																																		
1	11160.00	50.27	74.00	-23.73	46.87	39.53	14.64	50.77	--	--	Peak																																																																																																	
2	16740.00	49.87	68.30	-18.43	41.74	42.45	17.43	51.75	--	--	Peak																																																																																																	
	Limit	Read	Ant	Cable	Preamp	APos	TPos																																																																																																					
Freq	Level	Line Margin	Level	Factor	Loss Factor			Remark																																																																																																				
	MHz	dBuV/m	dBuV/m	dB	dBuV	dB/m	dB	dB	cm	deg																																																																																																		
1	11160.00	50.03	74.00	-23.97	46.63	39.53	14.64	50.77	--	--	Peak																																																																																																	
2	16740.00	49.61	68.30	-18.69	41.48	42.45	17.43	51.75	--	--	Peak																																																																																																	



Mode	9																																																																																	
	Harmonic																																																																																	
	U-NII-2C_5.47-5.725_802.11a_CH140_5700MHz																																																																																	
ANT	22																																																																																	
Pol.	Horizontal	Vertical																																																																																
Peak Avg	<table border="1"> <thead> <tr> <th>Limit</th> <th>Read</th> <th>Ant</th> <th>Cable</th> <th>Preamp</th> <th>APos</th> <th>TPos</th> <th>Remark</th> </tr> <tr> <th>Freq Level Line Margin Level Factor Loss Factor</th> <th></th> <th></th> <th></th> <th></th> <th></th> <th></th> <th></th> </tr> <tr> <th>MHz dBuV/m dBuV/m dB dBuV dB/m dB dB cm deg</th> <th></th> <th></th> <th></th> <th></th> <th></th> <th></th> <th></th> </tr> </thead> <tbody> <tr> <td>1 11400.00 50.11 74.00 -23.89 46.33 39.72 14.78 50.72 -- -- Peak</td> <td></td> <td></td> <td></td> <td></td> <td></td> <td></td> <td></td> </tr> <tr> <td>2 17100.00 51.54 68.30 -16.76 43.35 42.46 17.53 51.80 -- -- Peak</td> <td></td> <td></td> <td></td> <td></td> <td></td> <td></td> <td></td> </tr> </tbody> </table>	Limit	Read	Ant	Cable	Preamp	APos	TPos	Remark	Freq Level Line Margin Level Factor Loss Factor								MHz dBuV/m dBuV/m dB dBuV dB/m dB dB cm deg								1 11400.00 50.11 74.00 -23.89 46.33 39.72 14.78 50.72 -- -- Peak								2 17100.00 51.54 68.30 -16.76 43.35 42.46 17.53 51.80 -- -- Peak								<table border="1"> <thead> <tr> <th>Limit</th> <th>Read</th> <th>Ant</th> <th>Cable</th> <th>Preamp</th> <th>APos</th> <th>TPos</th> <th>Remark</th> </tr> <tr> <th>Freq Level Line Margin Level Factor Loss Factor</th> <th></th> <th></th> <th></th> <th></th> <th></th> <th></th> <th></th> </tr> <tr> <th>MHz dBuV/m dBuV/m dB dBuV dB/m dB dB cm deg</th> <th></th> <th></th> <th></th> <th></th> <th></th> <th></th> <th></th> </tr> </thead> <tbody> <tr> <td>1 11400.00 49.70 74.00 -24.30 45.92 39.72 14.78 50.72 -- -- Peak</td> <td></td> <td></td> <td></td> <td></td> <td></td> <td></td> <td></td> </tr> <tr> <td>2 17100.00 51.63 68.30 -16.67 43.44 42.46 17.53 51.80 -- -- Peak</td> <td></td> <td></td> <td></td> <td></td> <td></td> <td></td> <td></td> </tr> </tbody> </table>	Limit	Read	Ant	Cable	Preamp	APos	TPos	Remark	Freq Level Line Margin Level Factor Loss Factor								MHz dBuV/m dBuV/m dB dBuV dB/m dB dB cm deg								1 11400.00 49.70 74.00 -24.30 45.92 39.72 14.78 50.72 -- -- Peak								2 17100.00 51.63 68.30 -16.67 43.44 42.46 17.53 51.80 -- -- Peak							
	Limit	Read	Ant	Cable	Preamp	APos	TPos	Remark																																																																										
Freq Level Line Margin Level Factor Loss Factor																																																																																		
MHz dBuV/m dBuV/m dB dBuV dB/m dB dB cm deg																																																																																		
1 11400.00 50.11 74.00 -23.89 46.33 39.72 14.78 50.72 -- -- Peak																																																																																		
2 17100.00 51.54 68.30 -16.76 43.35 42.46 17.53 51.80 -- -- Peak																																																																																		
Limit	Read	Ant	Cable	Preamp	APos	TPos	Remark																																																																											
Freq Level Line Margin Level Factor Loss Factor																																																																																		
MHz dBuV/m dBuV/m dB dBuV dB/m dB dB cm deg																																																																																		
1 11400.00 49.70 74.00 -24.30 45.92 39.72 14.78 50.72 -- -- Peak																																																																																		
2 17100.00 51.63 68.30 -16.67 43.44 42.46 17.53 51.80 -- -- Peak																																																																																		



Mode	10																																																																											
	Band Edge																																																																											
	U-NII-1_5.15-5.25_802.11n HT20_CH36-5180MHz																																																																											
ANT	22																																																																											
Pol.	Horizontal	Fundamental																																																																										
Peak	<table border="1"> <thead> <tr> <th>Limit</th> <th>Read</th> <th>Ant</th> <th>Cable</th> <th>Preamp</th> <th>APos</th> <th>TPos</th> <th>Remark</th> </tr> <tr> <th>Freq</th> <th>Level</th> <th>Line Margin</th> <th>Level Factor</th> <th>Loss Factor</th> <th></th> <th></th> <th></th> </tr> <tr> <th>MHz</th> <th>dBuV/m</th> <th>dBuV/m</th> <th>dB</th> <th>dBuV</th> <th>dB/m</th> <th>dB</th> <th>cm</th> <th>deg</th> </tr> </thead> <tbody> <tr> <td>1</td> <td>5149.99</td> <td>56.23</td> <td>74.00</td> <td>-17.77</td> <td>42.06</td> <td>34.87</td> <td>11.08</td> <td>31.78</td> <td>192</td> <td>294</td> <td>PEAK</td> </tr> </tbody> </table>	Limit	Read	Ant	Cable	Preamp	APos	TPos	Remark	Freq	Level	Line Margin	Level Factor	Loss Factor				MHz	dBuV/m	dBuV/m	dB	dBuV	dB/m	dB	cm	deg	1	5149.99	56.23	74.00	-17.77	42.06	34.87	11.08	31.78	192	294	PEAK	<table border="1"> <thead> <tr> <th>Limit</th> <th>Read</th> <th>Ant</th> <th>Cable</th> <th>Preamp</th> <th>APos</th> <th>TPos</th> <th>Remark</th> </tr> <tr> <th>Freq</th> <th>Level</th> <th>Line Margin</th> <th>Level Factor</th> <th>Loss Factor</th> <th></th> <th></th> <th></th> </tr> <tr> <th>MHz</th> <th>dBuV/m</th> <th>dBuV/m</th> <th>dB</th> <th>dBuV</th> <th>dB/m</th> <th>dB</th> <th>cm</th> <th>deg</th> </tr> </thead> <tbody> <tr> <td>1</td> <td>5180.00</td> <td>98.20</td> <td>-----</td> <td>-----</td> <td>84.07</td> <td>34.87</td> <td>11.07</td> <td>31.81</td> <td>192</td> <td>294</td> <td>PEAK</td> </tr> </tbody> </table>	Limit	Read	Ant	Cable	Preamp	APos	TPos	Remark	Freq	Level	Line Margin	Level Factor	Loss Factor				MHz	dBuV/m	dBuV/m	dB	dBuV	dB/m	dB	cm	deg	1	5180.00	98.20	-----	-----	84.07	34.87	11.07	31.81	192	294	PEAK
	Limit	Read	Ant	Cable	Preamp	APos	TPos	Remark																																																																				
Freq	Level	Line Margin	Level Factor	Loss Factor																																																																								
MHz	dBuV/m	dBuV/m	dB	dBuV	dB/m	dB	cm	deg																																																																				
1	5149.99	56.23	74.00	-17.77	42.06	34.87	11.08	31.78	192	294	PEAK																																																																	
Limit	Read	Ant	Cable	Preamp	APos	TPos	Remark																																																																					
Freq	Level	Line Margin	Level Factor	Loss Factor																																																																								
MHz	dBuV/m	dBuV/m	dB	dBuV	dB/m	dB	cm	deg																																																																				
1	5180.00	98.20	-----	-----	84.07	34.87	11.07	31.81	192	294	PEAK																																																																	
Avg	<table border="1"> <thead> <tr> <th>Limit</th> <th>Read</th> <th>Ant</th> <th>Cable</th> <th>Preamp</th> <th>APos</th> <th>TPos</th> <th>Remark</th> </tr> <tr> <th>Freq</th> <th>Level</th> <th>Line Margin</th> <th>Level Factor</th> <th>Loss Factor</th> <th></th> <th></th> <th></th> </tr> <tr> <th>MHz</th> <th>dBuV/m</th> <th>dBuV/m</th> <th>dB</th> <th>dBuV</th> <th>dB/m</th> <th>dB</th> <th>cm</th> <th>deg</th> </tr> </thead> <tbody> <tr> <td>1</td> <td>5149.67</td> <td>43.36</td> <td>54.00</td> <td>-10.64</td> <td>29.18</td> <td>34.87</td> <td>11.09</td> <td>31.78</td> <td>192</td> <td>294</td> <td>AVERAGE</td> </tr> </tbody> </table>	Limit	Read	Ant	Cable	Preamp	APos	TPos	Remark	Freq	Level	Line Margin	Level Factor	Loss Factor				MHz	dBuV/m	dBuV/m	dB	dBuV	dB/m	dB	cm	deg	1	5149.67	43.36	54.00	-10.64	29.18	34.87	11.09	31.78	192	294	AVERAGE	<table border="1"> <thead> <tr> <th>Limit</th> <th>Read</th> <th>Ant</th> <th>Cable</th> <th>Preamp</th> <th>APos</th> <th>TPos</th> <th>Remark</th> </tr> <tr> <th>Freq</th> <th>Level</th> <th>Line Margin</th> <th>Level Factor</th> <th>Loss Factor</th> <th></th> <th></th> <th></th> </tr> <tr> <th>MHz</th> <th>dBuV/m</th> <th>dBuV/m</th> <th>dB</th> <th>dBuV</th> <th>dB/m</th> <th>dB</th> <th>cm</th> <th>deg</th> </tr> </thead> <tbody> <tr> <td>1</td> <td>5180.00</td> <td>91.79</td> <td>-----</td> <td>-----</td> <td>77.68</td> <td>34.86</td> <td>11.07</td> <td>31.82</td> <td>192</td> <td>294</td> <td>AVERAGE</td> </tr> </tbody> </table>	Limit	Read	Ant	Cable	Preamp	APos	TPos	Remark	Freq	Level	Line Margin	Level Factor	Loss Factor				MHz	dBuV/m	dBuV/m	dB	dBuV	dB/m	dB	cm	deg	1	5180.00	91.79	-----	-----	77.68	34.86	11.07	31.82	192	294	AVERAGE
Limit	Read	Ant	Cable	Preamp	APos	TPos	Remark																																																																					
Freq	Level	Line Margin	Level Factor	Loss Factor																																																																								
MHz	dBuV/m	dBuV/m	dB	dBuV	dB/m	dB	cm	deg																																																																				
1	5149.67	43.36	54.00	-10.64	29.18	34.87	11.09	31.78	192	294	AVERAGE																																																																	
Limit	Read	Ant	Cable	Preamp	APos	TPos	Remark																																																																					
Freq	Level	Line Margin	Level Factor	Loss Factor																																																																								
MHz	dBuV/m	dBuV/m	dB	dBuV	dB/m	dB	cm	deg																																																																				
1	5180.00	91.79	-----	-----	77.68	34.86	11.07	31.82	192	294	AVERAGE																																																																	



Mode	10																																																																													
	Band Edge																																																																													
	U-NII-1_5.15-5.25_802.11n HT20_CH36-5180MHz																																																																													
ANT	22																																																																													
Pol.	Vertical	Fundamental																																																																												
Peak	<table border="1"> <thead> <tr> <th colspan="2">Limit</th> <th>Read</th> <th>Ant</th> <th>Cable</th> <th>Preamp</th> <th>APos</th> <th>TPos</th> <th rowspan="2">Remark</th> </tr> <tr> <th>Freq</th> <th>Level</th> <th>Line Margin</th> <th>Level Factor</th> <th>Loss Factor</th> <th></th> <th></th> <th></th> </tr> <tr> <th>MHz</th> <th>dBuV/m</th> <th>dBuV/m</th> <th>dB</th> <th>dBuV</th> <th>dB/m</th> <th>dB</th> <th>cm</th> <th>deg</th> </tr> </thead> <tbody> <tr> <td>1</td> <td>5146.81</td> <td>57.70</td> <td>74.00</td> <td>-16.30</td> <td>43.52</td> <td>34.87</td> <td>11.09</td> <td>31.78</td> <td>308</td> <td>261</td> <td>PEAK</td> </tr> </tbody> </table>	Limit		Read	Ant	Cable	Preamp	APos	TPos	Remark	Freq	Level	Line Margin	Level Factor	Loss Factor				MHz	dBuV/m	dBuV/m	dB	dBuV	dB/m	dB	cm	deg	1	5146.81	57.70	74.00	-16.30	43.52	34.87	11.09	31.78	308	261	PEAK	<table border="1"> <thead> <tr> <th colspan="2">Limit</th> <th>Read</th> <th>Ant</th> <th>Cable</th> <th>Preamp</th> <th>APos</th> <th>TPos</th> <th rowspan="2">Remark</th> </tr> <tr> <th>Freq</th> <th>Level</th> <th>Line Margin</th> <th>Level Factor</th> <th>Loss Factor</th> <th></th> <th></th> <th></th> </tr> <tr> <th>MHz</th> <th>dBuV/m</th> <th>dBuV/m</th> <th>dB</th> <th>dBuV</th> <th>dB/m</th> <th>dB</th> <th>cm</th> <th>deg</th> </tr> </thead> <tbody> <tr> <td>1</td> <td>5180.00</td> <td>99.39</td> <td>-----</td> <td>-----</td> <td>85.28</td> <td>34.86</td> <td>11.07</td> <td>31.82</td> <td>308</td> <td>261</td> <td>PEAK</td> </tr> </tbody> </table>	Limit		Read	Ant	Cable	Preamp	APos	TPos	Remark	Freq	Level	Line Margin	Level Factor	Loss Factor				MHz	dBuV/m	dBuV/m	dB	dBuV	dB/m	dB	cm	deg	1	5180.00	99.39	-----	-----	85.28	34.86	11.07	31.82	308	261	PEAK
	Limit		Read	Ant	Cable	Preamp	APos	TPos	Remark																																																																					
Freq	Level	Line Margin	Level Factor	Loss Factor																																																																										
MHz	dBuV/m	dBuV/m	dB	dBuV	dB/m	dB	cm	deg																																																																						
1	5146.81	57.70	74.00	-16.30	43.52	34.87	11.09	31.78	308	261	PEAK																																																																			
Limit		Read	Ant	Cable	Preamp	APos	TPos	Remark																																																																						
Freq	Level	Line Margin	Level Factor	Loss Factor																																																																										
MHz	dBuV/m	dBuV/m	dB	dBuV	dB/m	dB	cm	deg																																																																						
1	5180.00	99.39	-----	-----	85.28	34.86	11.07	31.82	308	261	PEAK																																																																			
Avg	<table border="1"> <thead> <tr> <th colspan="2">Limit</th> <th>Read</th> <th>Ant</th> <th>Cable</th> <th>Preamp</th> <th>APos</th> <th>TPos</th> <th rowspan="2">Remark</th> </tr> <tr> <th>Freq</th> <th>Level</th> <th>Line Margin</th> <th>Level Factor</th> <th>Loss Factor</th> <th></th> <th></th> <th></th> </tr> <tr> <th>MHz</th> <th>dBuV/m</th> <th>dBuV/m</th> <th>dB</th> <th>dBuV</th> <th>dB/m</th> <th>dB</th> <th>cm</th> <th>deg</th> </tr> </thead> <tbody> <tr> <td>1</td> <td>5148.05</td> <td>43.53</td> <td>54.00</td> <td>-10.47</td> <td>29.35</td> <td>34.87</td> <td>11.09</td> <td>31.78</td> <td>308</td> <td>261</td> <td>AVERAGE</td> </tr> </tbody> </table>	Limit		Read	Ant	Cable	Preamp	APos	TPos	Remark	Freq	Level	Line Margin	Level Factor	Loss Factor				MHz	dBuV/m	dBuV/m	dB	dBuV	dB/m	dB	cm	deg	1	5148.05	43.53	54.00	-10.47	29.35	34.87	11.09	31.78	308	261	AVERAGE	<table border="1"> <thead> <tr> <th colspan="2">Limit</th> <th>Read</th> <th>Ant</th> <th>Cable</th> <th>Preamp</th> <th>APos</th> <th>TPos</th> <th rowspan="2">Remark</th> </tr> <tr> <th>Freq</th> <th>Level</th> <th>Line Margin</th> <th>Level Factor</th> <th>Loss Factor</th> <th></th> <th></th> <th></th> </tr> <tr> <th>MHz</th> <th>dBuV/m</th> <th>dBuV/m</th> <th>dB</th> <th>dBuV</th> <th>dB/m</th> <th>dB</th> <th>cm</th> <th>deg</th> </tr> </thead> <tbody> <tr> <td>1</td> <td>5180.00</td> <td>92.99</td> <td>-----</td> <td>-----</td> <td>78.86</td> <td>34.87</td> <td>11.07</td> <td>31.81</td> <td>308</td> <td>261</td> <td>AVERAGE</td> </tr> </tbody> </table>	Limit		Read	Ant	Cable	Preamp	APos	TPos	Remark	Freq	Level	Line Margin	Level Factor	Loss Factor				MHz	dBuV/m	dBuV/m	dB	dBuV	dB/m	dB	cm	deg	1	5180.00	92.99	-----	-----	78.86	34.87	11.07	31.81	308	261	AVERAGE
Limit		Read	Ant	Cable	Preamp	APos	TPos	Remark																																																																						
Freq	Level	Line Margin	Level Factor	Loss Factor																																																																										
MHz	dBuV/m	dBuV/m	dB	dBuV	dB/m	dB	cm	deg																																																																						
1	5148.05	43.53	54.00	-10.47	29.35	34.87	11.09	31.78	308	261	AVERAGE																																																																			
Limit		Read	Ant	Cable	Preamp	APos	TPos	Remark																																																																						
Freq	Level	Line Margin	Level Factor	Loss Factor																																																																										
MHz	dBuV/m	dBuV/m	dB	dBuV	dB/m	dB	cm	deg																																																																						
1	5180.00	92.99	-----	-----	78.86	34.87	11.07	31.81	308	261	AVERAGE																																																																			



Mode	10																																																																																															
	Harmonic																																																																																															
	U-NII-1_5.15-5.25_802.11n HT20_CH36-5180MHz																																																																																															
ANT	22																																																																																															
Pol.	Horizontal	Vertical																																																																																														
Peak Avg	<p>Date: 2023-08-10</p> <table border="1"> <thead> <tr> <th>Limit</th> <th>Read</th> <th>Ant</th> <th>Cable</th> <th>Preamp</th> <th>APos</th> <th>TPos</th> <th>Remark</th> </tr> <tr> <th>Freq</th> <th>Level</th> <th>Line Margin</th> <th>Level</th> <th>Factor</th> <th>Loss Factor</th> <th></th> <th></th> </tr> <tr> <th>MHz</th> <th>dBuV/m</th> <th>dBuV/m</th> <th>dB</th> <th>dBuV</th> <th>dB/m</th> <th>dB</th> <th>cm</th> <th>deg</th> </tr> </thead> <tbody> <tr> <td>1</td> <td>10360.00</td> <td>49.70</td> <td>68.30</td> <td>-18.60</td> <td>46.88</td> <td>39.44</td> <td>14.15</td> <td>50.77</td> <td>--</td> <td>Peak</td> </tr> <tr> <td>2</td> <td>15540.00</td> <td>51.14</td> <td>74.00</td> <td>-22.86</td> <td>43.90</td> <td>41.82</td> <td>16.85</td> <td>51.43</td> <td>--</td> <td>Peak</td> </tr> </tbody> </table>	Limit	Read	Ant	Cable	Preamp	APos	TPos	Remark	Freq	Level	Line Margin	Level	Factor	Loss Factor			MHz	dBuV/m	dBuV/m	dB	dBuV	dB/m	dB	cm	deg	1	10360.00	49.70	68.30	-18.60	46.88	39.44	14.15	50.77	--	Peak	2	15540.00	51.14	74.00	-22.86	43.90	41.82	16.85	51.43	--	Peak	<p>Date: 2023-08-10</p> <table border="1"> <thead> <tr> <th>Limit</th> <th>Read</th> <th>Ant</th> <th>Cable</th> <th>Preamp</th> <th>APos</th> <th>TPos</th> <th>Remark</th> </tr> <tr> <th>Freq</th> <th>Level</th> <th>Line Margin</th> <th>Level</th> <th>Factor</th> <th>Loss Factor</th> <th></th> <th></th> </tr> <tr> <th>MHz</th> <th>dBuV/m</th> <th>dBuV/m</th> <th>dB</th> <th>dBuV</th> <th>dB/m</th> <th>dB</th> <th>cm</th> <th>deg</th> </tr> </thead> <tbody> <tr> <td>1</td> <td>10360.00</td> <td>50.11</td> <td>68.30</td> <td>-18.19</td> <td>47.29</td> <td>39.44</td> <td>14.15</td> <td>50.77</td> <td>--</td> <td>Peak</td> </tr> <tr> <td>2</td> <td>15540.00</td> <td>49.88</td> <td>74.00</td> <td>-24.12</td> <td>42.64</td> <td>41.82</td> <td>16.85</td> <td>51.43</td> <td>--</td> <td>Peak</td> </tr> </tbody> </table>	Limit	Read	Ant	Cable	Preamp	APos	TPos	Remark	Freq	Level	Line Margin	Level	Factor	Loss Factor			MHz	dBuV/m	dBuV/m	dB	dBuV	dB/m	dB	cm	deg	1	10360.00	50.11	68.30	-18.19	47.29	39.44	14.15	50.77	--	Peak	2	15540.00	49.88	74.00	-24.12	42.64	41.82	16.85	51.43	--	Peak
	Limit	Read	Ant	Cable	Preamp	APos	TPos	Remark																																																																																								
Freq	Level	Line Margin	Level	Factor	Loss Factor																																																																																											
MHz	dBuV/m	dBuV/m	dB	dBuV	dB/m	dB	cm	deg																																																																																								
1	10360.00	49.70	68.30	-18.60	46.88	39.44	14.15	50.77	--	Peak																																																																																						
2	15540.00	51.14	74.00	-22.86	43.90	41.82	16.85	51.43	--	Peak																																																																																						
Limit	Read	Ant	Cable	Preamp	APos	TPos	Remark																																																																																									
Freq	Level	Line Margin	Level	Factor	Loss Factor																																																																																											
MHz	dBuV/m	dBuV/m	dB	dBuV	dB/m	dB	cm	deg																																																																																								
1	10360.00	50.11	68.30	-18.19	47.29	39.44	14.15	50.77	--	Peak																																																																																						
2	15540.00	49.88	74.00	-24.12	42.64	41.82	16.85	51.43	--	Peak																																																																																						

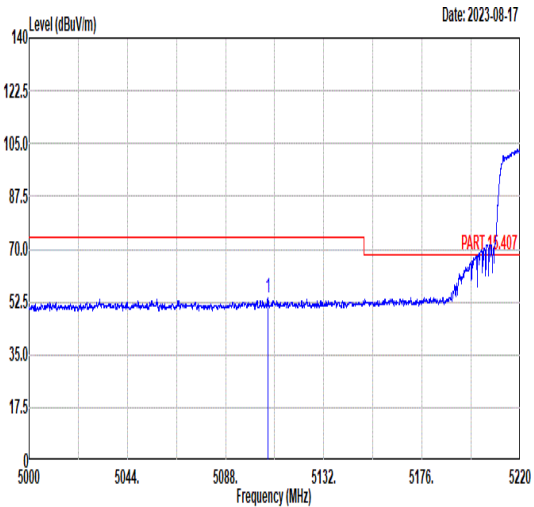
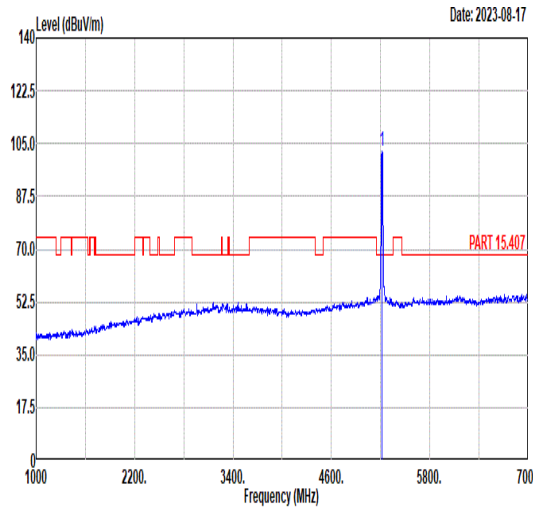
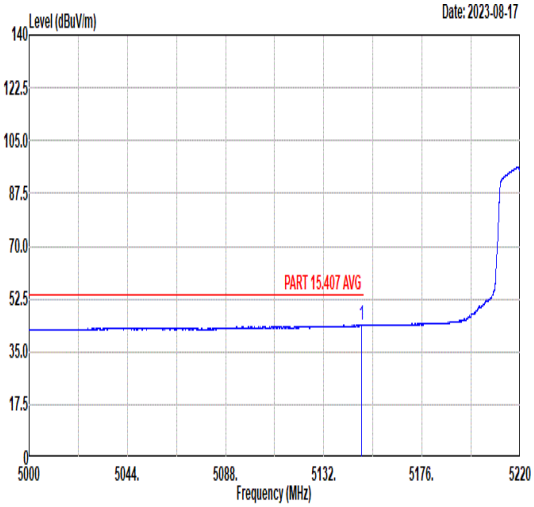
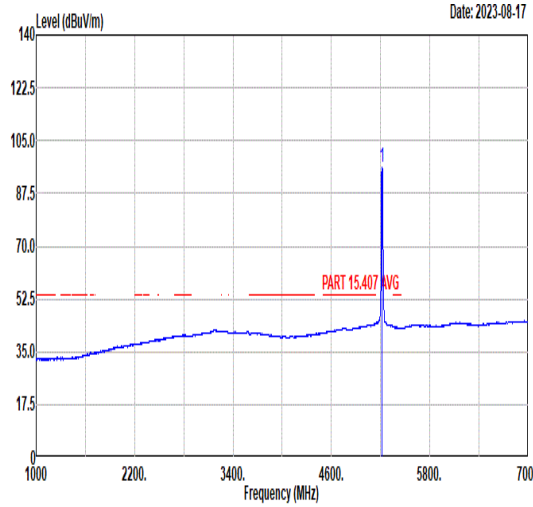


Mode	11																																																	
	Band Edge - L																																																	
	U-NII-1_5.15-5.25_802.11n HT20_CH44-5220MHz																																																	
ANT	22																																																	
Pol.	Horizontal	Fundamental																																																
Peak	<table border="1"> <thead> <tr> <th>Limit Margin</th> <th>Read</th> <th>Ant</th> <th>Cable</th> <th>Preamp</th> <th>APos</th> <th>TPos</th> <th>Remark</th> </tr> <tr> <th>Freq Level Line (dB)</th> <th>Level Factor</th> <th>Loss Factor</th> <th></th> <th></th> <th>cm</th> <th>deg</th> <th></th> </tr> </thead> <tbody> <tr> <td>1 5102.43 53.38 74.00 -20.62</td> <td>39.11</td> <td>34.88</td> <td>11.11</td> <td>31.72</td> <td>228</td> <td>291</td> <td>PEAK</td> </tr> </tbody> </table>	Limit Margin	Read	Ant	Cable	Preamp	APos	TPos	Remark	Freq Level Line (dB)	Level Factor	Loss Factor			cm	deg		1 5102.43 53.38 74.00 -20.62	39.11	34.88	11.11	31.72	228	291	PEAK	<table border="1"> <thead> <tr> <th>Limit Margin</th> <th>Read</th> <th>Ant</th> <th>Cable</th> <th>Preamp</th> <th>APos</th> <th>TPos</th> <th>Remark</th> </tr> <tr> <th>Freq Level Line (dB)</th> <th>Level Factor</th> <th>Loss Factor</th> <th></th> <th></th> <th>cm</th> <th>deg</th> <th></th> </tr> </thead> <tbody> <tr> <td>1 5220.00 101.79</td> <td>87.76</td> <td>34.86</td> <td>11.04</td> <td>31.87</td> <td>228</td> <td>291</td> <td>PEAK</td> </tr> </tbody> </table>	Limit Margin	Read	Ant	Cable	Preamp	APos	TPos	Remark	Freq Level Line (dB)	Level Factor	Loss Factor			cm	deg		1 5220.00 101.79	87.76	34.86	11.04	31.87	228	291	PEAK
	Limit Margin	Read	Ant	Cable	Preamp	APos	TPos	Remark																																										
Freq Level Line (dB)	Level Factor	Loss Factor			cm	deg																																												
1 5102.43 53.38 74.00 -20.62	39.11	34.88	11.11	31.72	228	291	PEAK																																											
Limit Margin	Read	Ant	Cable	Preamp	APos	TPos	Remark																																											
Freq Level Line (dB)	Level Factor	Loss Factor			cm	deg																																												
1 5220.00 101.79	87.76	34.86	11.04	31.87	228	291	PEAK																																											
Avg	<table border="1"> <thead> <tr> <th>Limit Margin</th> <th>Read</th> <th>Ant</th> <th>Cable</th> <th>Preamp</th> <th>APos</th> <th>TPos</th> <th>Remark</th> </tr> <tr> <th>Freq Level Line (dB)</th> <th>Level Factor</th> <th>Loss Factor</th> <th></th> <th></th> <th>cm</th> <th>deg</th> <th></th> </tr> </thead> <tbody> <tr> <td>1 5144.43 43.35 54.00 -10.65</td> <td>29.16</td> <td>34.87</td> <td>11.09</td> <td>31.77</td> <td>228</td> <td>291</td> <td>AVERAGE</td> </tr> </tbody> </table>	Limit Margin	Read	Ant	Cable	Preamp	APos	TPos	Remark	Freq Level Line (dB)	Level Factor	Loss Factor			cm	deg		1 5144.43 43.35 54.00 -10.65	29.16	34.87	11.09	31.77	228	291	AVERAGE	<table border="1"> <thead> <tr> <th>Limit Margin</th> <th>Read</th> <th>Ant</th> <th>Cable</th> <th>Preamp</th> <th>APos</th> <th>TPos</th> <th>Remark</th> </tr> <tr> <th>Freq Level Line (dB)</th> <th>Level Factor</th> <th>Loss Factor</th> <th></th> <th></th> <th>cm</th> <th>deg</th> <th></th> </tr> </thead> <tbody> <tr> <td>1 5220.00 95.13</td> <td>81.08</td> <td>34.86</td> <td>11.05</td> <td>31.86</td> <td>228</td> <td>291</td> <td>AVERAGE</td> </tr> </tbody> </table>	Limit Margin	Read	Ant	Cable	Preamp	APos	TPos	Remark	Freq Level Line (dB)	Level Factor	Loss Factor			cm	deg		1 5220.00 95.13	81.08	34.86	11.05	31.86	228	291	AVERAGE
Limit Margin	Read	Ant	Cable	Preamp	APos	TPos	Remark																																											
Freq Level Line (dB)	Level Factor	Loss Factor			cm	deg																																												
1 5144.43 43.35 54.00 -10.65	29.16	34.87	11.09	31.77	228	291	AVERAGE																																											
Limit Margin	Read	Ant	Cable	Preamp	APos	TPos	Remark																																											
Freq Level Line (dB)	Level Factor	Loss Factor			cm	deg																																												
1 5220.00 95.13	81.08	34.86	11.05	31.86	228	291	AVERAGE																																											



	11																																	
Mode	Band Edge - R																																	
	U-NII-1_5.15-5.25_802.11n HT20_CH44-5220MHz																																	
ANT	22																																	
Pol.	Horizontal	Fundamental																																
Peak	<p style="text-align: right;">Date: 2023-08-17</p> <table border="1"> <thead> <tr> <th>Limit Margin</th> <th>Read</th> <th>Ant</th> <th>Cable</th> <th>Preamp</th> <th>APos</th> <th>TPos</th> <th>Remark</th> </tr> <tr> <th>Freq Level Line (dB)</th> <th>Level Factor</th> <th>Level Factor</th> <th>Loss Factor</th> <th></th> <th>cm</th> <th>deg</th> <th></th> </tr> <tr> <th>MHz dBuV/m dBuV/m</th> <th>dBuV</th> <th>dB/m</th> <th>dB</th> <th>dB</th> <th>cm</th> <th>deg</th> <th></th> </tr> </thead> <tbody> <tr> <td>1 5427.96 52.53 74.00 -21.47</td> <td>38.86</td> <td>34.81</td> <td>10.99</td> <td>32.13</td> <td>228</td> <td>291</td> <td>PEAK</td> </tr> </tbody> </table>		Limit Margin	Read	Ant	Cable	Preamp	APos	TPos	Remark	Freq Level Line (dB)	Level Factor	Level Factor	Loss Factor		cm	deg		MHz dBuV/m dBuV/m	dBuV	dB/m	dB	dB	cm	deg		1 5427.96 52.53 74.00 -21.47	38.86	34.81	10.99	32.13	228	291	PEAK
	Limit Margin	Read	Ant	Cable	Preamp	APos	TPos	Remark																										
Freq Level Line (dB)	Level Factor	Level Factor	Loss Factor		cm	deg																												
MHz dBuV/m dBuV/m	dBuV	dB/m	dB	dB	cm	deg																												
1 5427.96 52.53 74.00 -21.47	38.86	34.81	10.99	32.13	228	291	PEAK																											
Blank																																		
Avg	<p style="text-align: right;">Date: 2023-08-17</p> <table border="1"> <thead> <tr> <th>Limit Margin</th> <th>Read</th> <th>Ant</th> <th>Cable</th> <th>Preamp</th> <th>APos</th> <th>TPos</th> <th>Remark</th> </tr> <tr> <th>Freq Level Line (dB)</th> <th>Level Factor</th> <th>Level Factor</th> <th>Loss Factor</th> <th></th> <th>cm</th> <th>deg</th> <th></th> </tr> <tr> <th>MHz dBuV/m dBuV/m</th> <th>dBuV</th> <th>dB/m</th> <th>dB</th> <th>dB</th> <th>cm</th> <th>deg</th> <th></th> </tr> </thead> <tbody> <tr> <td>1 5350.46 42.76 54.00 -11.24</td> <td>29.02</td> <td>34.83</td> <td>10.94</td> <td>32.03</td> <td>228</td> <td>291</td> <td>AVERAGE</td> </tr> </tbody> </table>		Limit Margin	Read	Ant	Cable	Preamp	APos	TPos	Remark	Freq Level Line (dB)	Level Factor	Level Factor	Loss Factor		cm	deg		MHz dBuV/m dBuV/m	dBuV	dB/m	dB	dB	cm	deg		1 5350.46 42.76 54.00 -11.24	29.02	34.83	10.94	32.03	228	291	AVERAGE
	Limit Margin	Read	Ant	Cable	Preamp	APos	TPos	Remark																										
Freq Level Line (dB)	Level Factor	Level Factor	Loss Factor		cm	deg																												
MHz dBuV/m dBuV/m	dBuV	dB/m	dB	dB	cm	deg																												
1 5350.46 42.76 54.00 -11.24	29.02	34.83	10.94	32.03	228	291	AVERAGE																											
Blank																																		



	11																																																																															
Mode	Band Edge - L																																																																															
	U-NII-1_5.15-5.25_802.11n HT20_CH44-5220MHz																																																																															
ANT	22																																																																															
Pol.	Vertical	Fundamental																																																																														
Peak	 <p style="text-align: right;">Date: 2023-08-17</p> <table border="1"> <thead> <tr> <th>Limit</th> <th>Margin</th> <th>Read</th> <th>Ant</th> <th>Cable</th> <th>Preamp</th> <th>APos</th> <th>TPos</th> <th>Remark</th> </tr> <tr> <th>Freq</th> <th>Level</th> <th>Line</th> <th>Level</th> <th>Factor</th> <th>Loss Factor</th> <th></th> <th></th> <th></th> </tr> <tr> <th>MHz</th> <th>dBuV/m</th> <th>dBuV/m</th> <th>dBuV</th> <th>dB/m</th> <th>dB</th> <th>dB</th> <th>cm</th> <th>deg</th> </tr> </thead> <tbody> <tr> <td>1</td> <td>5106.85</td> <td>53.64</td> <td>74.00</td> <td>-20.36</td> <td>39.38</td> <td>34.88</td> <td>11.11</td> <td>31.73</td> <td>315</td> <td>266</td> <td>PEAK</td> </tr> </tbody> </table>	Limit	Margin	Read	Ant	Cable	Preamp	APos	TPos	Remark	Freq	Level	Line	Level	Factor	Loss Factor				MHz	dBuV/m	dBuV/m	dBuV	dB/m	dB	dB	cm	deg	1	5106.85	53.64	74.00	-20.36	39.38	34.88	11.11	31.73	315	266	PEAK	 <p style="text-align: right;">Date: 2023-08-17</p> <table border="1"> <thead> <tr> <th>Limit</th> <th>Margin</th> <th>Read</th> <th>Ant</th> <th>Cable</th> <th>Preamp</th> <th>APos</th> <th>TPos</th> <th>Remark</th> </tr> <tr> <th>Freq</th> <th>Level</th> <th>Line</th> <th>Level</th> <th>Factor</th> <th>Loss Factor</th> <th></th> <th></th> <th></th> </tr> <tr> <th>MHz</th> <th>dBuV/m</th> <th>dBuV/m</th> <th>dBuV</th> <th>dB/m</th> <th>dB</th> <th>dB</th> <th>cm</th> <th>deg</th> </tr> </thead> <tbody> <tr> <td>1</td> <td>5220.00</td> <td>102.54</td> <td>-----</td> <td>-----</td> <td>88.49</td> <td>34.86</td> <td>11.05</td> <td>31.86</td> <td>315</td> <td>266</td> <td>PEAK</td> </tr> </tbody> </table>	Limit	Margin	Read	Ant	Cable	Preamp	APos	TPos	Remark	Freq	Level	Line	Level	Factor	Loss Factor				MHz	dBuV/m	dBuV/m	dBuV	dB/m	dB	dB	cm	deg	1	5220.00	102.54	-----	-----	88.49	34.86	11.05	31.86	315	266	PEAK
Limit	Margin	Read	Ant	Cable	Preamp	APos	TPos	Remark																																																																								
Freq	Level	Line	Level	Factor	Loss Factor																																																																											
MHz	dBuV/m	dBuV/m	dBuV	dB/m	dB	dB	cm	deg																																																																								
1	5106.85	53.64	74.00	-20.36	39.38	34.88	11.11	31.73	315	266	PEAK																																																																					
Limit	Margin	Read	Ant	Cable	Preamp	APos	TPos	Remark																																																																								
Freq	Level	Line	Level	Factor	Loss Factor																																																																											
MHz	dBuV/m	dBuV/m	dBuV	dB/m	dB	dB	cm	deg																																																																								
1	5220.00	102.54	-----	-----	88.49	34.86	11.05	31.86	315	266	PEAK																																																																					
Avg	 <p style="text-align: right;">Date: 2023-08-17</p> <table border="1"> <thead> <tr> <th>Limit</th> <th>Margin</th> <th>Read</th> <th>Ant</th> <th>Cable</th> <th>Preamp</th> <th>APos</th> <th>TPos</th> <th>Remark</th> </tr> <tr> <th>Freq</th> <th>Level</th> <th>Line</th> <th>Level</th> <th>Factor</th> <th>Loss Factor</th> <th></th> <th></th> <th></th> </tr> <tr> <th>MHz</th> <th>dBuV/m</th> <th>dBuV/m</th> <th>dBuV</th> <th>dB/m</th> <th>dB</th> <th>dB</th> <th>cm</th> <th>deg</th> </tr> </thead> <tbody> <tr> <td>1</td> <td>5149.05</td> <td>43.86</td> <td>54.00</td> <td>-10.14</td> <td>29.68</td> <td>34.87</td> <td>11.09</td> <td>31.78</td> <td>315</td> <td>266</td> <td>AVERAGE</td> </tr> </tbody> </table>	Limit	Margin	Read	Ant	Cable	Preamp	APos	TPos	Remark	Freq	Level	Line	Level	Factor	Loss Factor				MHz	dBuV/m	dBuV/m	dBuV	dB/m	dB	dB	cm	deg	1	5149.05	43.86	54.00	-10.14	29.68	34.87	11.09	31.78	315	266	AVERAGE	 <p style="text-align: right;">Date: 2023-08-17</p> <table border="1"> <thead> <tr> <th>Limit</th> <th>Margin</th> <th>Read</th> <th>Ant</th> <th>Cable</th> <th>Preamp</th> <th>APos</th> <th>TPos</th> <th>Remark</th> </tr> <tr> <th>Freq</th> <th>Level</th> <th>Line</th> <th>Level</th> <th>Factor</th> <th>Loss Factor</th> <th></th> <th></th> <th></th> </tr> <tr> <th>MHz</th> <th>dBuV/m</th> <th>dBuV/m</th> <th>dBuV</th> <th>dB/m</th> <th>dB</th> <th>dB</th> <th>cm</th> <th>deg</th> </tr> </thead> <tbody> <tr> <td>1</td> <td>5220.00</td> <td>96.16</td> <td>-----</td> <td>-----</td> <td>82.13</td> <td>34.86</td> <td>11.04</td> <td>31.87</td> <td>315</td> <td>266</td> <td>AVERAGE</td> </tr> </tbody> </table>	Limit	Margin	Read	Ant	Cable	Preamp	APos	TPos	Remark	Freq	Level	Line	Level	Factor	Loss Factor				MHz	dBuV/m	dBuV/m	dBuV	dB/m	dB	dB	cm	deg	1	5220.00	96.16	-----	-----	82.13	34.86	11.04	31.87	315	266	AVERAGE
Limit	Margin	Read	Ant	Cable	Preamp	APos	TPos	Remark																																																																								
Freq	Level	Line	Level	Factor	Loss Factor																																																																											
MHz	dBuV/m	dBuV/m	dBuV	dB/m	dB	dB	cm	deg																																																																								
1	5149.05	43.86	54.00	-10.14	29.68	34.87	11.09	31.78	315	266	AVERAGE																																																																					
Limit	Margin	Read	Ant	Cable	Preamp	APos	TPos	Remark																																																																								
Freq	Level	Line	Level	Factor	Loss Factor																																																																											
MHz	dBuV/m	dBuV/m	dBuV	dB/m	dB	dB	cm	deg																																																																								
1	5220.00	96.16	-----	-----	82.13	34.86	11.04	31.87	315	266	AVERAGE																																																																					



	11																																
Mode	Band Edge - R																																
	U-NII-1_5.15-5.25_802.11n HT20_CH44-5220MHz																																
ANT	22																																
Pol.	Vertical	Fundamental																															
Peak																																	
	<table border="1"> <thead> <tr> <th>Limit Margin</th> <th>Read</th> <th>Ant</th> <th>Cable</th> <th>Preamp</th> <th>APos</th> <th>TPos</th> <th>Remark</th> </tr> <tr> <th>Freq Level Line (dB)</th> <th>Level Factor</th> <th>Level Factor</th> <th>Loss Factor</th> <th></th> <th>cm</th> <th>deg</th> <th></th> </tr> <tr> <th>MHz dBuV/m dBuV/m</th> <th>dBuV</th> <th>dB/m</th> <th>dB</th> <th>dB</th> <th></th> <th></th> <th></th> </tr> </thead> <tbody> <tr> <td>1 5368.68 52.79 74.00 -21.21</td> <td>39.08</td> <td>34.83</td> <td>10.93</td> <td>32.05</td> <td>315</td> <td>266</td> <td>PEAK</td> </tr> </tbody> </table>		Limit Margin	Read	Ant	Cable	Preamp	APos	TPos	Remark	Freq Level Line (dB)	Level Factor	Level Factor	Loss Factor		cm	deg		MHz dBuV/m dBuV/m	dBuV	dB/m	dB	dB				1 5368.68 52.79 74.00 -21.21	39.08	34.83	10.93	32.05	315	266
Limit Margin	Read	Ant	Cable	Preamp	APos	TPos	Remark																										
Freq Level Line (dB)	Level Factor	Level Factor	Loss Factor		cm	deg																											
MHz dBuV/m dBuV/m	dBuV	dB/m	dB	dB																													
1 5368.68 52.79 74.00 -21.21	39.08	34.83	10.93	32.05	315	266	PEAK																										
Avg																																	
	<table border="1"> <thead> <tr> <th>Limit Margin</th> <th>Read</th> <th>Ant</th> <th>Cable</th> <th>Preamp</th> <th>APos</th> <th>TPos</th> <th>Remark</th> </tr> <tr> <th>Freq Level Line (dB)</th> <th>Level Factor</th> <th>Level Factor</th> <th>Loss Factor</th> <th></th> <th>cm</th> <th>deg</th> <th></th> </tr> <tr> <th>MHz dBuV/m dBuV/m</th> <th>dBuV</th> <th>dB/m</th> <th>dB</th> <th>dB</th> <th></th> <th></th> <th></th> </tr> </thead> <tbody> <tr> <td>1 5359.80 42.66 54.00 -11.34</td> <td>28.93</td> <td>34.83</td> <td>10.94</td> <td>32.04</td> <td>315</td> <td>266</td> <td>AVERAGE</td> </tr> </tbody> </table>		Limit Margin	Read	Ant	Cable	Preamp	APos	TPos	Remark	Freq Level Line (dB)	Level Factor	Level Factor	Loss Factor		cm	deg		MHz dBuV/m dBuV/m	dBuV	dB/m	dB	dB				1 5359.80 42.66 54.00 -11.34	28.93	34.83	10.94	32.04	315	266
Limit Margin	Read	Ant	Cable	Preamp	APos	TPos	Remark																										
Freq Level Line (dB)	Level Factor	Level Factor	Loss Factor		cm	deg																											
MHz dBuV/m dBuV/m	dBuV	dB/m	dB	dB																													
1 5359.80 42.66 54.00 -11.34	28.93	34.83	10.94	32.04	315	266	AVERAGE																										



Mode	11																																																																																																			
	Harmonic																																																																																																			
	U-NII-1_5.15-5.25_802.11n HT20_CH44-5220MHz																																																																																																			
ANT	22																																																																																																			
Pol.	Horizontal	Vertical																																																																																																		
Peak Avg	<table border="1"> <thead> <tr> <th>Limit</th> <th>Read</th> <th>Ant</th> <th>Cable</th> <th>Preamp</th> <th>APos</th> <th>TPos</th> <th>Remark</th> </tr> <tr> <th>Freq</th> <th>Level</th> <th>Line Margin</th> <th>Level</th> <th>Factor</th> <th>Loss Factor</th> <th></th> <th></th> </tr> <tr> <th>MHz</th> <th>dBuV/m</th> <th>dBuV/m</th> <th>dB</th> <th>dBuV</th> <th>dB/m</th> <th>dB</th> <th>cm</th> <th>deg</th> </tr> </thead> <tbody> <tr> <td>1</td> <td>10440.00</td> <td>49.04</td> <td>68.30</td> <td>-19.26</td> <td>46.15</td> <td>39.48</td> <td>14.20</td> <td>50.79</td> <td>--</td> <td>--</td> <td>Peak</td> </tr> <tr> <td>2</td> <td>15660.00</td> <td>50.80</td> <td>74.00</td> <td>-23.20</td> <td>43.49</td> <td>41.90</td> <td>16.94</td> <td>51.53</td> <td>--</td> <td>--</td> <td>Peak</td> </tr> </tbody> </table>	Limit	Read	Ant	Cable	Preamp	APos	TPos	Remark	Freq	Level	Line Margin	Level	Factor	Loss Factor			MHz	dBuV/m	dBuV/m	dB	dBuV	dB/m	dB	cm	deg	1	10440.00	49.04	68.30	-19.26	46.15	39.48	14.20	50.79	--	--	Peak	2	15660.00	50.80	74.00	-23.20	43.49	41.90	16.94	51.53	--	--	Peak	<table border="1"> <thead> <tr> <th>Limit</th> <th>Read</th> <th>Ant</th> <th>Cable</th> <th>Preamp</th> <th>APos</th> <th>TPos</th> <th>Remark</th> </tr> <tr> <th>Freq</th> <th>Level</th> <th>Line Margin</th> <th>Level</th> <th>Factor</th> <th>Loss Factor</th> <th></th> <th></th> </tr> <tr> <th>MHz</th> <th>dBuV/m</th> <th>dBuV/m</th> <th>dB</th> <th>dBuV</th> <th>dB/m</th> <th>dB</th> <th>cm</th> <th>deg</th> </tr> </thead> <tbody> <tr> <td>1</td> <td>10440.00</td> <td>50.82</td> <td>68.30</td> <td>-17.48</td> <td>47.93</td> <td>39.48</td> <td>14.20</td> <td>50.79</td> <td>--</td> <td>--</td> <td>Peak</td> </tr> <tr> <td>2</td> <td>15660.00</td> <td>49.92</td> <td>74.00</td> <td>-24.08</td> <td>42.61</td> <td>41.90</td> <td>16.94</td> <td>51.53</td> <td>--</td> <td>--</td> <td>Peak</td> </tr> </tbody> </table>	Limit	Read	Ant	Cable	Preamp	APos	TPos	Remark	Freq	Level	Line Margin	Level	Factor	Loss Factor			MHz	dBuV/m	dBuV/m	dB	dBuV	dB/m	dB	cm	deg	1	10440.00	50.82	68.30	-17.48	47.93	39.48	14.20	50.79	--	--	Peak	2	15660.00	49.92	74.00	-24.08	42.61	41.90	16.94	51.53	--	--	Peak
	Limit	Read	Ant	Cable	Preamp	APos	TPos	Remark																																																																																												
Freq	Level	Line Margin	Level	Factor	Loss Factor																																																																																															
MHz	dBuV/m	dBuV/m	dB	dBuV	dB/m	dB	cm	deg																																																																																												
1	10440.00	49.04	68.30	-19.26	46.15	39.48	14.20	50.79	--	--	Peak																																																																																									
2	15660.00	50.80	74.00	-23.20	43.49	41.90	16.94	51.53	--	--	Peak																																																																																									
Limit	Read	Ant	Cable	Preamp	APos	TPos	Remark																																																																																													
Freq	Level	Line Margin	Level	Factor	Loss Factor																																																																																															
MHz	dBuV/m	dBuV/m	dB	dBuV	dB/m	dB	cm	deg																																																																																												
1	10440.00	50.82	68.30	-17.48	47.93	39.48	14.20	50.79	--	--	Peak																																																																																									
2	15660.00	49.92	74.00	-24.08	42.61	41.90	16.94	51.53	--	--	Peak																																																																																									



	12																																																																															
Mode	Band Edge - L																																																																															
	U-NII-1_5.15-5.25_802.11n HT20_CH48-5240MHz																																																																															
ANT	22																																																																															
Pol.	Horizontal	Fundamental																																																																														
Peak	<p style="text-align: right;">Date: 2023-08-17</p> <table border="1"> <thead> <tr> <th>Limit</th> <th>Margin</th> <th>Read</th> <th>Ant</th> <th>Cable</th> <th>Preamp</th> <th>APos</th> <th>TPos</th> <th>Remark</th> </tr> <tr> <th>Freq</th> <th>Level</th> <th>Line</th> <th>Level</th> <th>Factor</th> <th>Loss Factor</th> <th></th> <th></th> <th></th> </tr> <tr> <th>MHz</th> <th>dBuV/m</th> <th>dBuV/m</th> <th>dBuV</th> <th>dB/m</th> <th>dB</th> <th>dB</th> <th>cm</th> <th>deg</th> </tr> </thead> <tbody> <tr> <td>1</td> <td>5145.34</td> <td>53.77</td> <td>74.00</td> <td>-20.23</td> <td>39.59</td> <td>34.87</td> <td>11.09</td> <td>31.78</td> <td>226</td> <td>292</td> <td>PEAK</td> </tr> </tbody> </table>	Limit	Margin	Read	Ant	Cable	Preamp	APos	TPos	Remark	Freq	Level	Line	Level	Factor	Loss Factor				MHz	dBuV/m	dBuV/m	dBuV	dB/m	dB	dB	cm	deg	1	5145.34	53.77	74.00	-20.23	39.59	34.87	11.09	31.78	226	292	PEAK	<p style="text-align: right;">Date: 2023-08-17</p> <table border="1"> <thead> <tr> <th>Limit</th> <th>Margin</th> <th>Read</th> <th>Ant</th> <th>Cable</th> <th>Preamp</th> <th>APos</th> <th>TPos</th> <th>Remark</th> </tr> <tr> <th>Freq</th> <th>Level</th> <th>Line</th> <th>Level</th> <th>Factor</th> <th>Loss Factor</th> <th></th> <th></th> <th></th> </tr> <tr> <th>MHz</th> <th>dBuV/m</th> <th>dBuV/m</th> <th>dBuV</th> <th>dB/m</th> <th>dB</th> <th>dB</th> <th>cm</th> <th>deg</th> </tr> </thead> <tbody> <tr> <td>1</td> <td>5240.00</td> <td>107.11</td> <td>-----</td> <td>-----</td> <td>93.12</td> <td>34.85</td> <td>11.03</td> <td>31.89</td> <td>226</td> <td>292</td> <td>PEAK</td> </tr> </tbody> </table>	Limit	Margin	Read	Ant	Cable	Preamp	APos	TPos	Remark	Freq	Level	Line	Level	Factor	Loss Factor				MHz	dBuV/m	dBuV/m	dBuV	dB/m	dB	dB	cm	deg	1	5240.00	107.11	-----	-----	93.12	34.85	11.03	31.89	226	292	PEAK
Limit	Margin	Read	Ant	Cable	Preamp	APos	TPos	Remark																																																																								
Freq	Level	Line	Level	Factor	Loss Factor																																																																											
MHz	dBuV/m	dBuV/m	dBuV	dB/m	dB	dB	cm	deg																																																																								
1	5145.34	53.77	74.00	-20.23	39.59	34.87	11.09	31.78	226	292	PEAK																																																																					
Limit	Margin	Read	Ant	Cable	Preamp	APos	TPos	Remark																																																																								
Freq	Level	Line	Level	Factor	Loss Factor																																																																											
MHz	dBuV/m	dBuV/m	dBuV	dB/m	dB	dB	cm	deg																																																																								
1	5240.00	107.11	-----	-----	93.12	34.85	11.03	31.89	226	292	PEAK																																																																					
Avg	<p style="text-align: right;">Date: 2023-08-17</p> <table border="1"> <thead> <tr> <th>Limit</th> <th>Margin</th> <th>Read</th> <th>Ant</th> <th>Cable</th> <th>Preamp</th> <th>APos</th> <th>TPos</th> <th>Remark</th> </tr> <tr> <th>Freq</th> <th>Level</th> <th>Line</th> <th>Level</th> <th>Factor</th> <th>Loss Factor</th> <th></th> <th></th> <th></th> </tr> <tr> <th>MHz</th> <th>dBuV/m</th> <th>dBuV/m</th> <th>dBuV</th> <th>dB/m</th> <th>dB</th> <th>dB</th> <th>cm</th> <th>deg</th> </tr> </thead> <tbody> <tr> <td>1</td> <td>5149.64</td> <td>43.72</td> <td>54.00</td> <td>-10.28</td> <td>29.54</td> <td>34.87</td> <td>11.09</td> <td>31.78</td> <td>226</td> <td>292</td> <td>AVERAGE</td> </tr> </tbody> </table>	Limit	Margin	Read	Ant	Cable	Preamp	APos	TPos	Remark	Freq	Level	Line	Level	Factor	Loss Factor				MHz	dBuV/m	dBuV/m	dBuV	dB/m	dB	dB	cm	deg	1	5149.64	43.72	54.00	-10.28	29.54	34.87	11.09	31.78	226	292	AVERAGE	<p style="text-align: right;">Date: 2023-08-17</p> <table border="1"> <thead> <tr> <th>Limit</th> <th>Margin</th> <th>Read</th> <th>Ant</th> <th>Cable</th> <th>Preamp</th> <th>APos</th> <th>TPos</th> <th>Remark</th> </tr> <tr> <th>Freq</th> <th>Level</th> <th>Line</th> <th>Level</th> <th>Factor</th> <th>Loss Factor</th> <th></th> <th></th> <th></th> </tr> <tr> <th>MHz</th> <th>dBuV/m</th> <th>dBuV/m</th> <th>dBuV</th> <th>dB/m</th> <th>dB</th> <th>dB</th> <th>cm</th> <th>deg</th> </tr> </thead> <tbody> <tr> <td>1</td> <td>5240.00</td> <td>100.33</td> <td>-----</td> <td>-----</td> <td>86.34</td> <td>34.85</td> <td>11.03</td> <td>31.89</td> <td>226</td> <td>292</td> <td>AVERAGE</td> </tr> </tbody> </table>	Limit	Margin	Read	Ant	Cable	Preamp	APos	TPos	Remark	Freq	Level	Line	Level	Factor	Loss Factor				MHz	dBuV/m	dBuV/m	dBuV	dB/m	dB	dB	cm	deg	1	5240.00	100.33	-----	-----	86.34	34.85	11.03	31.89	226	292	AVERAGE
Limit	Margin	Read	Ant	Cable	Preamp	APos	TPos	Remark																																																																								
Freq	Level	Line	Level	Factor	Loss Factor																																																																											
MHz	dBuV/m	dBuV/m	dBuV	dB/m	dB	dB	cm	deg																																																																								
1	5149.64	43.72	54.00	-10.28	29.54	34.87	11.09	31.78	226	292	AVERAGE																																																																					
Limit	Margin	Read	Ant	Cable	Preamp	APos	TPos	Remark																																																																								
Freq	Level	Line	Level	Factor	Loss Factor																																																																											
MHz	dBuV/m	dBuV/m	dBuV	dB/m	dB	dB	cm	deg																																																																								
1	5240.00	100.33	-----	-----	86.34	34.85	11.03	31.89	226	292	AVERAGE																																																																					



Mode	12																																	
	Band Edge - R																																	
	U-NII-1_5.15-5.25_802.11n HT20_CH48-5240MHz																																	
ANT	22																																	
Pol.	Horizontal	Fundamental																																
Peak	<table border="1"> <thead> <tr> <th>Limit Margin</th> <th>Read</th> <th>Ant</th> <th>Cable</th> <th>Preamp</th> <th>APos</th> <th>TPos</th> <th>Remark</th> </tr> <tr> <th>Freq Level Line (dB)</th> <th>Level Factor</th> <th>Level Factor</th> <th>Loss Factor</th> <th></th> <th>cm</th> <th>deg</th> <th></th> </tr> <tr> <th>MHz dBuV/m dBuV/m</th> <th>dBuV</th> <th>dB/m</th> <th>dB</th> <th>dB</th> <th>cm</th> <th>deg</th> <th></th> </tr> </thead> <tbody> <tr> <td>1 5368.59 53.54 74.00 -20.46</td> <td>39.83</td> <td>34.83</td> <td>10.93</td> <td>32.05</td> <td>226</td> <td>292</td> <td>PEAK</td> </tr> </tbody> </table>	Limit Margin	Read	Ant	Cable	Preamp	APos	TPos	Remark	Freq Level Line (dB)	Level Factor	Level Factor	Loss Factor		cm	deg		MHz dBuV/m dBuV/m	dBuV	dB/m	dB	dB	cm	deg		1 5368.59 53.54 74.00 -20.46	39.83	34.83	10.93	32.05	226	292	PEAK	Blank
Limit Margin	Read	Ant	Cable	Preamp	APos	TPos	Remark																											
Freq Level Line (dB)	Level Factor	Level Factor	Loss Factor		cm	deg																												
MHz dBuV/m dBuV/m	dBuV	dB/m	dB	dB	cm	deg																												
1 5368.59 53.54 74.00 -20.46	39.83	34.83	10.93	32.05	226	292	PEAK																											
Avg	<table border="1"> <thead> <tr> <th>Limit Margin</th> <th>Read</th> <th>Ant</th> <th>Cable</th> <th>Preamp</th> <th>APos</th> <th>TPos</th> <th>Remark</th> </tr> <tr> <th>Freq Level Line (dB)</th> <th>Level Factor</th> <th>Level Factor</th> <th>Loss Factor</th> <th></th> <th>cm</th> <th>deg</th> <th></th> </tr> <tr> <th>MHz dBuV/m dBuV/m</th> <th>dBuV</th> <th>dB/m</th> <th>dB</th> <th>dB</th> <th>cm</th> <th>deg</th> <th></th> </tr> </thead> <tbody> <tr> <td>1 5352.09 43.30 54.00 -10.70</td> <td>29.56</td> <td>34.83</td> <td>10.94</td> <td>32.03</td> <td>226</td> <td>292</td> <td>AVERAGE</td> </tr> </tbody> </table>	Limit Margin	Read	Ant	Cable	Preamp	APos	TPos	Remark	Freq Level Line (dB)	Level Factor	Level Factor	Loss Factor		cm	deg		MHz dBuV/m dBuV/m	dBuV	dB/m	dB	dB	cm	deg		1 5352.09 43.30 54.00 -10.70	29.56	34.83	10.94	32.03	226	292	AVERAGE	Blank
Limit Margin	Read	Ant	Cable	Preamp	APos	TPos	Remark																											
Freq Level Line (dB)	Level Factor	Level Factor	Loss Factor		cm	deg																												
MHz dBuV/m dBuV/m	dBuV	dB/m	dB	dB	cm	deg																												
1 5352.09 43.30 54.00 -10.70	29.56	34.83	10.94	32.03	226	292	AVERAGE																											



	12																																																																													
Mode	Band Edge - L																																																																													
	U-NII-1_5.15-5.25_802.11n HT20_CH48-5240MHz																																																																													
ANT	22																																																																													
Pol.	Vertical	Fundamental																																																																												
Peak	<table border="1"> <thead> <tr> <th colspan="2">Limit Margin</th> <th>Read</th> <th>Ant</th> <th>Cable</th> <th>Preamp</th> <th>APos</th> <th>TPos</th> <th rowspan="2">Remark</th> </tr> <tr> <th>Freq</th> <th>Level</th> <th>Line</th> <th>Level</th> <th>Factor</th> <th>Loss Factor</th> <th>dB</th> <th>cm</th> </tr> <tr> <th>MHz</th> <th>dBuV/m</th> <th>dBuV/m</th> <th>dBuV</th> <th>dB/m</th> <th>dB</th> <th>dB</th> <th>cm</th> <th>deg</th> </tr> </thead> <tbody> <tr> <td>1</td> <td>5147.50</td> <td>53.70</td> <td>74.00</td> <td>-20.30</td> <td>39.52</td> <td>34.87</td> <td>11.09</td> <td>31.78</td> <td>310</td> <td>266</td> <td>PEAK</td> </tr> </tbody> </table>	Limit Margin		Read	Ant	Cable	Preamp	APos	TPos	Remark	Freq	Level	Line	Level	Factor	Loss Factor	dB	cm	MHz	dBuV/m	dBuV/m	dBuV	dB/m	dB	dB	cm	deg	1	5147.50	53.70	74.00	-20.30	39.52	34.87	11.09	31.78	310	266	PEAK	<table border="1"> <thead> <tr> <th colspan="2">Limit Margin</th> <th>Read</th> <th>Ant</th> <th>Cable</th> <th>Preamp</th> <th>APos</th> <th>TPos</th> <th rowspan="2">Remark</th> </tr> <tr> <th>Freq</th> <th>Level</th> <th>Line</th> <th>Level</th> <th>Factor</th> <th>Loss Factor</th> <th>dB</th> <th>cm</th> </tr> <tr> <th>MHz</th> <th>dBuV/m</th> <th>dBuV/m</th> <th>dBuV</th> <th>dB/m</th> <th>dB</th> <th>dB</th> <th>cm</th> <th>deg</th> </tr> </thead> <tbody> <tr> <td>1</td> <td>5240.00</td> <td>107.14</td> <td>-----</td> <td>-----</td> <td>93.15</td> <td>34.85</td> <td>11.03</td> <td>31.89</td> <td>310</td> <td>266</td> <td>PEAK</td> </tr> </tbody> </table>	Limit Margin		Read	Ant	Cable	Preamp	APos	TPos	Remark	Freq	Level	Line	Level	Factor	Loss Factor	dB	cm	MHz	dBuV/m	dBuV/m	dBuV	dB/m	dB	dB	cm	deg	1	5240.00	107.14	-----	-----	93.15	34.85	11.03	31.89	310	266	PEAK
	Limit Margin		Read	Ant	Cable	Preamp	APos	TPos	Remark																																																																					
Freq	Level	Line	Level	Factor	Loss Factor	dB	cm																																																																							
MHz	dBuV/m	dBuV/m	dBuV	dB/m	dB	dB	cm	deg																																																																						
1	5147.50	53.70	74.00	-20.30	39.52	34.87	11.09	31.78	310	266	PEAK																																																																			
Limit Margin		Read	Ant	Cable	Preamp	APos	TPos	Remark																																																																						
Freq	Level	Line	Level	Factor	Loss Factor	dB	cm																																																																							
MHz	dBuV/m	dBuV/m	dBuV	dB/m	dB	dB	cm	deg																																																																						
1	5240.00	107.14	-----	-----	93.15	34.85	11.03	31.89	310	266	PEAK																																																																			
Avg	<table border="1"> <thead> <tr> <th colspan="2">Limit Margin</th> <th>Read</th> <th>Ant</th> <th>Cable</th> <th>Preamp</th> <th>APos</th> <th>TPos</th> <th rowspan="2">Remark</th> </tr> <tr> <th>Freq</th> <th>Level</th> <th>Line</th> <th>Level</th> <th>Factor</th> <th>Loss Factor</th> <th>dB</th> <th>cm</th> </tr> <tr> <th>MHz</th> <th>dBuV/m</th> <th>dBuV/m</th> <th>dBuV</th> <th>dB/m</th> <th>dB</th> <th>dB</th> <th>cm</th> <th>deg</th> </tr> </thead> <tbody> <tr> <td>1</td> <td>5150.00</td> <td>44.29</td> <td>54.00</td> <td>-9.71</td> <td>30.12</td> <td>34.87</td> <td>11.08</td> <td>31.78</td> <td>310</td> <td>266</td> <td>AVERAGE</td> </tr> </tbody> </table>	Limit Margin		Read	Ant	Cable	Preamp	APos	TPos	Remark	Freq	Level	Line	Level	Factor	Loss Factor	dB	cm	MHz	dBuV/m	dBuV/m	dBuV	dB/m	dB	dB	cm	deg	1	5150.00	44.29	54.00	-9.71	30.12	34.87	11.08	31.78	310	266	AVERAGE	<table border="1"> <thead> <tr> <th colspan="2">Limit Margin</th> <th>Read</th> <th>Ant</th> <th>Cable</th> <th>Preamp</th> <th>APos</th> <th>TPos</th> <th rowspan="2">Remark</th> </tr> <tr> <th>Freq</th> <th>Level</th> <th>Line</th> <th>Level</th> <th>Factor</th> <th>Loss Factor</th> <th>dB</th> <th>cm</th> </tr> <tr> <th>MHz</th> <th>dBuV/m</th> <th>dBuV/m</th> <th>dBuV</th> <th>dB/m</th> <th>dB</th> <th>dB</th> <th>cm</th> <th>deg</th> </tr> </thead> <tbody> <tr> <td>1</td> <td>5240.00</td> <td>100.68</td> <td>-----</td> <td>-----</td> <td>86.68</td> <td>34.85</td> <td>11.03</td> <td>31.88</td> <td>310</td> <td>266</td> <td>AVERAGE</td> </tr> </tbody> </table>	Limit Margin		Read	Ant	Cable	Preamp	APos	TPos	Remark	Freq	Level	Line	Level	Factor	Loss Factor	dB	cm	MHz	dBuV/m	dBuV/m	dBuV	dB/m	dB	dB	cm	deg	1	5240.00	100.68	-----	-----	86.68	34.85	11.03	31.88	310	266	AVERAGE
Limit Margin		Read	Ant	Cable	Preamp	APos	TPos	Remark																																																																						
Freq	Level	Line	Level	Factor	Loss Factor	dB	cm																																																																							
MHz	dBuV/m	dBuV/m	dBuV	dB/m	dB	dB	cm	deg																																																																						
1	5150.00	44.29	54.00	-9.71	30.12	34.87	11.08	31.78	310	266	AVERAGE																																																																			
Limit Margin		Read	Ant	Cable	Preamp	APos	TPos	Remark																																																																						
Freq	Level	Line	Level	Factor	Loss Factor	dB	cm																																																																							
MHz	dBuV/m	dBuV/m	dBuV	dB/m	dB	dB	cm	deg																																																																						
1	5240.00	100.68	-----	-----	86.68	34.85	11.03	31.88	310	266	AVERAGE																																																																			



Mode	12																																	
	Band Edge - R																																	
	U-NII-1_5.15-5.25_802.11n HT20_CH48-5240MHz																																	
ANT	22																																	
Pol.	Vertical	Fundamental																																
Peak	<table border="1"> <thead> <tr> <th>Limit Margin</th> <th>Read</th> <th>Ant</th> <th>Cable</th> <th>Preamp</th> <th>APos</th> <th>TPos</th> <th>Remark</th> </tr> <tr> <th>Freq Level Line (dB)</th> <th>Level</th> <th>Factor</th> <th>Loss Factor</th> <th></th> <th></th> <th></th> <th></th> </tr> <tr> <th>MHz dBuV/m dBuV/m</th> <th>dBuV</th> <th>dB/m</th> <th>dB</th> <th>dB</th> <th>cm</th> <th>deg</th> <th></th> </tr> </thead> <tbody> <tr> <td>1 5363.09 53.31 74.00 -20.69</td> <td>39.60</td> <td>34.83</td> <td>10.93</td> <td>32.05</td> <td>310</td> <td>266</td> <td>PEAK</td> </tr> </tbody> </table>	Limit Margin	Read	Ant	Cable	Preamp	APos	TPos	Remark	Freq Level Line (dB)	Level	Factor	Loss Factor					MHz dBuV/m dBuV/m	dBuV	dB/m	dB	dB	cm	deg		1 5363.09 53.31 74.00 -20.69	39.60	34.83	10.93	32.05	310	266	PEAK	Blank
Limit Margin	Read	Ant	Cable	Preamp	APos	TPos	Remark																											
Freq Level Line (dB)	Level	Factor	Loss Factor																															
MHz dBuV/m dBuV/m	dBuV	dB/m	dB	dB	cm	deg																												
1 5363.09 53.31 74.00 -20.69	39.60	34.83	10.93	32.05	310	266	PEAK																											
Avg	<table border="1"> <thead> <tr> <th>Limit Margin</th> <th>Read</th> <th>Ant</th> <th>Cable</th> <th>Preamp</th> <th>APos</th> <th>TPos</th> <th>Remark</th> </tr> <tr> <th>Freq Level Line (dB)</th> <th>Level</th> <th>Factor</th> <th>Loss Factor</th> <th></th> <th></th> <th></th> <th></th> </tr> <tr> <th>MHz dBuV/m dBuV/m</th> <th>dBuV</th> <th>dB/m</th> <th>dB</th> <th>dB</th> <th>cm</th> <th>deg</th> <th></th> </tr> </thead> <tbody> <tr> <td>1 5355.39 43.32 54.00 -10.68</td> <td>29.59</td> <td>34.83</td> <td>10.94</td> <td>32.04</td> <td>310</td> <td>266</td> <td>AVERAGE</td> </tr> </tbody> </table>	Limit Margin	Read	Ant	Cable	Preamp	APos	TPos	Remark	Freq Level Line (dB)	Level	Factor	Loss Factor					MHz dBuV/m dBuV/m	dBuV	dB/m	dB	dB	cm	deg		1 5355.39 43.32 54.00 -10.68	29.59	34.83	10.94	32.04	310	266	AVERAGE	Blank
Limit Margin	Read	Ant	Cable	Preamp	APos	TPos	Remark																											
Freq Level Line (dB)	Level	Factor	Loss Factor																															
MHz dBuV/m dBuV/m	dBuV	dB/m	dB	dB	cm	deg																												
1 5355.39 43.32 54.00 -10.68	29.59	34.83	10.94	32.04	310	266	AVERAGE																											



Mode	12																																																																																																		
	Harmonic																																																																																																		
	U-NII-1_5.15-5.25_802.11n_HT20_CH48-5240MHz																																																																																																		
ANT	22																																																																																																		
Pol.	Horizontal	Vertical																																																																																																	
Peak Avg																																																																																																			
	<table border="1"> <thead> <tr> <th>Limit</th> <th>Read</th> <th>Ant</th> <th>Cable</th> <th>Preamp</th> <th>APos</th> <th>TPos</th> <th>Remark</th> </tr> <tr> <th>Freq</th> <th>Level</th> <th>Line Margin</th> <th>Level</th> <th>Factor</th> <th>Loss Factor</th> <th></th> <th></th> </tr> <tr> <th>MHz</th> <th>dBuV/m</th> <th>dBuV/m</th> <th>dB</th> <th>dBuV</th> <th>dB/m</th> <th>dB</th> <th>cm</th> <th>deg</th> </tr> </thead> <tbody> <tr> <td>1</td> <td>10480.00</td> <td>48.93</td> <td>68.30</td> <td>-19.37</td> <td>46.01</td> <td>39.49</td> <td>14.23</td> <td>50.80</td> <td>--</td> <td>--</td> <td>Peak</td> </tr> <tr> <td>2</td> <td>15720.00</td> <td>50.45</td> <td>74.00</td> <td>-23.55</td> <td>43.11</td> <td>41.93</td> <td>16.99</td> <td>51.58</td> <td>--</td> <td>--</td> <td>Peak</td> </tr> </tbody> </table>	Limit	Read	Ant	Cable	Preamp	APos	TPos	Remark	Freq	Level	Line Margin	Level	Factor	Loss Factor			MHz	dBuV/m	dBuV/m	dB	dBuV	dB/m	dB	cm	deg	1	10480.00	48.93	68.30	-19.37	46.01	39.49	14.23	50.80	--	--	Peak	2	15720.00	50.45	74.00	-23.55	43.11	41.93	16.99	51.58	--	--	Peak	<table border="1"> <thead> <tr> <th>Limit</th> <th>Read</th> <th>Ant</th> <th>Cable</th> <th>Preamp</th> <th>APos</th> <th>TPos</th> <th>Remark</th> </tr> <tr> <th>Freq</th> <th>Level</th> <th>Line Margin</th> <th>Level</th> <th>Factor</th> <th>Loss Factor</th> <th></th> <th></th> </tr> <tr> <th>MHz</th> <th>dBuV/m</th> <th>dBuV/m</th> <th>dB</th> <th>dBuV</th> <th>dB/m</th> <th>dB</th> <th>cm</th> <th>deg</th> </tr> </thead> <tbody> <tr> <td>1</td> <td>10480.00</td> <td>49.41</td> <td>68.30</td> <td>-18.89</td> <td>46.49</td> <td>39.49</td> <td>14.23</td> <td>50.80</td> <td>--</td> <td>--</td> <td>Peak</td> </tr> <tr> <td>2</td> <td>15720.00</td> <td>50.34</td> <td>74.00</td> <td>-23.66</td> <td>43.00</td> <td>41.93</td> <td>16.99</td> <td>51.58</td> <td>--</td> <td>--</td> <td>Peak</td> </tr> </tbody> </table>	Limit	Read	Ant	Cable	Preamp	APos	TPos	Remark	Freq	Level	Line Margin	Level	Factor	Loss Factor			MHz	dBuV/m	dBuV/m	dB	dBuV	dB/m	dB	cm	deg	1	10480.00	49.41	68.30	-18.89	46.49	39.49	14.23	50.80	--	--	Peak	2	15720.00	50.34	74.00	-23.66	43.00	41.93	16.99	51.58	--	--
Limit	Read	Ant	Cable	Preamp	APos	TPos	Remark																																																																																												
Freq	Level	Line Margin	Level	Factor	Loss Factor																																																																																														
MHz	dBuV/m	dBuV/m	dB	dBuV	dB/m	dB	cm	deg																																																																																											
1	10480.00	48.93	68.30	-19.37	46.01	39.49	14.23	50.80	--	--	Peak																																																																																								
2	15720.00	50.45	74.00	-23.55	43.11	41.93	16.99	51.58	--	--	Peak																																																																																								
Limit	Read	Ant	Cable	Preamp	APos	TPos	Remark																																																																																												
Freq	Level	Line Margin	Level	Factor	Loss Factor																																																																																														
MHz	dBuV/m	dBuV/m	dB	dBuV	dB/m	dB	cm	deg																																																																																											
1	10480.00	49.41	68.30	-18.89	46.49	39.49	14.23	50.80	--	--	Peak																																																																																								
2	15720.00	50.34	74.00	-23.66	43.00	41.93	16.99	51.58	--	--	Peak																																																																																								



	13																																																																									
Mode	Band Edge - L																																																																									
	U-NII-2A_5.25-5.35_802.11n HT20_CH52_5260MHz																																																																									
ANT	22																																																																									
Pol.	Horizontal	Fundamental																																																																								
Peak	<table border="1"> <thead> <tr> <th>Limit</th> <th>Margin</th> <th>Read</th> <th>Ant</th> <th>Cable</th> <th>Preamp</th> <th>APos</th> <th>TPos</th> <th>Remark</th> </tr> <tr> <th>Freq</th> <th>Level</th> <th>Line</th> <th>(dB)</th> <th>Level</th> <th>Factor</th> <th>Loss Factor</th> <th></th> <th></th> </tr> <tr> <th>MHz</th> <th>dBuV/m</th> <th>dBuV/m</th> <th>dBuV</th> <th>dB/m</th> <th>dB</th> <th>dB</th> <th>cm</th> <th>deg</th> </tr> </thead> <tbody> <tr> <td>1 5098.44</td> <td>54.14</td> <td>74.00</td> <td>-19.86</td> <td>39.87</td> <td>34.88</td> <td>11.11</td> <td>31.72</td> <td>225 295 PEAK</td> </tr> </tbody> </table>	Limit	Margin	Read	Ant	Cable	Preamp	APos	TPos	Remark	Freq	Level	Line	(dB)	Level	Factor	Loss Factor			MHz	dBuV/m	dBuV/m	dBuV	dB/m	dB	dB	cm	deg	1 5098.44	54.14	74.00	-19.86	39.87	34.88	11.11	31.72	225 295 PEAK	<table border="1"> <thead> <tr> <th>Limit</th> <th>Margin</th> <th>Read</th> <th>Ant</th> <th>Cable</th> <th>Preamp</th> <th>APos</th> <th>TPos</th> <th>Remark</th> </tr> <tr> <th>Freq</th> <th>Level</th> <th>Line</th> <th>(dB)</th> <th>Level</th> <th>Factor</th> <th>Loss Factor</th> <th></th> <th></th> </tr> <tr> <th>MHz</th> <th>dBuV/m</th> <th>dBuV/m</th> <th>dBuV</th> <th>dB/m</th> <th>dB</th> <th>dB</th> <th>cm</th> <th>deg</th> </tr> </thead> <tbody> <tr> <td>1 5260.00</td> <td>107.20</td> <td>-----</td> <td>-----</td> <td>93.24</td> <td>34.85</td> <td>11.02</td> <td>31.91</td> <td>225 295 PEAK</td> </tr> </tbody> </table>	Limit	Margin	Read	Ant	Cable	Preamp	APos	TPos	Remark	Freq	Level	Line	(dB)	Level	Factor	Loss Factor			MHz	dBuV/m	dBuV/m	dBuV	dB/m	dB	dB	cm	deg	1 5260.00	107.20	-----	-----	93.24	34.85	11.02	31.91	225 295 PEAK
Limit	Margin	Read	Ant	Cable	Preamp	APos	TPos	Remark																																																																		
Freq	Level	Line	(dB)	Level	Factor	Loss Factor																																																																				
MHz	dBuV/m	dBuV/m	dBuV	dB/m	dB	dB	cm	deg																																																																		
1 5098.44	54.14	74.00	-19.86	39.87	34.88	11.11	31.72	225 295 PEAK																																																																		
Limit	Margin	Read	Ant	Cable	Preamp	APos	TPos	Remark																																																																		
Freq	Level	Line	(dB)	Level	Factor	Loss Factor																																																																				
MHz	dBuV/m	dBuV/m	dBuV	dB/m	dB	dB	cm	deg																																																																		
1 5260.00	107.20	-----	-----	93.24	34.85	11.02	31.91	225 295 PEAK																																																																		
Avg	<table border="1"> <thead> <tr> <th>Limit</th> <th>Margin</th> <th>Read</th> <th>Ant</th> <th>Cable</th> <th>Preamp</th> <th>APos</th> <th>TPos</th> <th>Remark</th> </tr> <tr> <th>Freq</th> <th>Level</th> <th>Line</th> <th>(dB)</th> <th>Level</th> <th>Factor</th> <th>Loss Factor</th> <th></th> <th></th> </tr> <tr> <th>MHz</th> <th>dBuV/m</th> <th>dBuV/m</th> <th>dBuV</th> <th>dB/m</th> <th>dB</th> <th>dB</th> <th>cm</th> <th>deg</th> </tr> </thead> <tbody> <tr> <td>1 5148.59</td> <td>43.52</td> <td>54.00</td> <td>-10.48</td> <td>29.34</td> <td>34.87</td> <td>11.09</td> <td>31.78</td> <td>225 295 AVERAGE</td> </tr> </tbody> </table>	Limit	Margin	Read	Ant	Cable	Preamp	APos	TPos	Remark	Freq	Level	Line	(dB)	Level	Factor	Loss Factor			MHz	dBuV/m	dBuV/m	dBuV	dB/m	dB	dB	cm	deg	1 5148.59	43.52	54.00	-10.48	29.34	34.87	11.09	31.78	225 295 AVERAGE	<table border="1"> <thead> <tr> <th>Limit</th> <th>Margin</th> <th>Read</th> <th>Ant</th> <th>Cable</th> <th>Preamp</th> <th>APos</th> <th>TPos</th> <th>Remark</th> </tr> <tr> <th>Freq</th> <th>Level</th> <th>Line</th> <th>(dB)</th> <th>Level</th> <th>Factor</th> <th>Loss Factor</th> <th></th> <th></th> </tr> <tr> <th>MHz</th> <th>dBuV/m</th> <th>dBuV/m</th> <th>dBuV</th> <th>dB/m</th> <th>dB</th> <th>dB</th> <th>cm</th> <th>deg</th> </tr> </thead> <tbody> <tr> <td>1 5260.00</td> <td>100.36</td> <td>-----</td> <td>-----</td> <td>86.40</td> <td>34.85</td> <td>11.02</td> <td>31.91</td> <td>225 295 AVERAGE</td> </tr> </tbody> </table>	Limit	Margin	Read	Ant	Cable	Preamp	APos	TPos	Remark	Freq	Level	Line	(dB)	Level	Factor	Loss Factor			MHz	dBuV/m	dBuV/m	dBuV	dB/m	dB	dB	cm	deg	1 5260.00	100.36	-----	-----	86.40	34.85	11.02	31.91	225 295 AVERAGE
Limit	Margin	Read	Ant	Cable	Preamp	APos	TPos	Remark																																																																		
Freq	Level	Line	(dB)	Level	Factor	Loss Factor																																																																				
MHz	dBuV/m	dBuV/m	dBuV	dB/m	dB	dB	cm	deg																																																																		
1 5148.59	43.52	54.00	-10.48	29.34	34.87	11.09	31.78	225 295 AVERAGE																																																																		
Limit	Margin	Read	Ant	Cable	Preamp	APos	TPos	Remark																																																																		
Freq	Level	Line	(dB)	Level	Factor	Loss Factor																																																																				
MHz	dBuV/m	dBuV/m	dBuV	dB/m	dB	dB	cm	deg																																																																		
1 5260.00	100.36	-----	-----	86.40	34.85	11.02	31.91	225 295 AVERAGE																																																																		



Mode	13																																	
	Band Edge - R																																	
	U-NII-2A_5.25-5.35_802.11n HT20_CH52_5260MHz																																	
ANT	22																																	
Pol.	Horizontal	Fundamental																																
Peak	<table border="1"> <thead> <tr> <th>Limit Margin</th> <th>Read</th> <th>Ant</th> <th>Cable</th> <th>Preamp</th> <th>APos</th> <th>TPos</th> <th>Remark</th> </tr> <tr> <th>Freq Level Line (dB)</th> <th>Level</th> <th>Factor</th> <th>Loss Factor</th> <th></th> <th></th> <th></th> <th></th> </tr> <tr> <th>MHz dBuV/m dBuV/m</th> <th>dBuV</th> <th>dB/m</th> <th>dB</th> <th>dB</th> <th>cm</th> <th>deg</th> <th></th> </tr> </thead> <tbody> <tr> <td>1 5355.10 53.83 74.00 -20.17</td> <td>40.10</td> <td>34.83</td> <td>10.94</td> <td>32.04</td> <td>225</td> <td>295</td> <td>PEAK</td> </tr> </tbody> </table>	Limit Margin	Read	Ant	Cable	Preamp	APos	TPos	Remark	Freq Level Line (dB)	Level	Factor	Loss Factor					MHz dBuV/m dBuV/m	dBuV	dB/m	dB	dB	cm	deg		1 5355.10 53.83 74.00 -20.17	40.10	34.83	10.94	32.04	225	295	PEAK	Blank
Limit Margin	Read	Ant	Cable	Preamp	APos	TPos	Remark																											
Freq Level Line (dB)	Level	Factor	Loss Factor																															
MHz dBuV/m dBuV/m	dBuV	dB/m	dB	dB	cm	deg																												
1 5355.10 53.83 74.00 -20.17	40.10	34.83	10.94	32.04	225	295	PEAK																											
Avg	<table border="1"> <thead> <tr> <th>Limit Margin</th> <th>Read</th> <th>Ant</th> <th>Cable</th> <th>Preamp</th> <th>APos</th> <th>TPos</th> <th>Remark</th> </tr> <tr> <th>Freq Level Line (dB)</th> <th>Level</th> <th>Factor</th> <th>Loss Factor</th> <th></th> <th></th> <th></th> <th></th> </tr> <tr> <th>MHz dBuV/m dBuV/m</th> <th>dBuV</th> <th>dB/m</th> <th>dB</th> <th>dB</th> <th>cm</th> <th>deg</th> <th></th> </tr> </thead> <tbody> <tr> <td>1 5353.30 43.66 54.00 -10.34</td> <td>29.92</td> <td>34.83</td> <td>10.94</td> <td>32.03</td> <td>225</td> <td>295</td> <td>AVERAGE</td> </tr> </tbody> </table>	Limit Margin	Read	Ant	Cable	Preamp	APos	TPos	Remark	Freq Level Line (dB)	Level	Factor	Loss Factor					MHz dBuV/m dBuV/m	dBuV	dB/m	dB	dB	cm	deg		1 5353.30 43.66 54.00 -10.34	29.92	34.83	10.94	32.03	225	295	AVERAGE	Blank
Limit Margin	Read	Ant	Cable	Preamp	APos	TPos	Remark																											
Freq Level Line (dB)	Level	Factor	Loss Factor																															
MHz dBuV/m dBuV/m	dBuV	dB/m	dB	dB	cm	deg																												
1 5353.30 43.66 54.00 -10.34	29.92	34.83	10.94	32.03	225	295	AVERAGE																											



	13																																																																													
Mode	Band Edge - L																																																																													
	U-NII-2A_5.25-5.35_802.11n HT20_CH52_5260MHz																																																																													
ANT	22																																																																													
Pol.	Vertical	Fundamental																																																																												
Peak	<table border="1"> <thead> <tr> <th colspan="2">Limit Margin</th> <th>Read</th> <th>Ant</th> <th>Cable</th> <th>Preamp</th> <th>APos</th> <th>TPos</th> <th rowspan="2">Remark</th> </tr> <tr> <th>Freq</th> <th>Level</th> <th>Line</th> <th>(dB)</th> <th>Level</th> <th>Factor</th> <th>Loss Factor</th> <th></th> </tr> <tr> <th>MHz</th> <th>dBuV/m</th> <th>dBuV/m</th> <th>dBuV</th> <th>dB/m</th> <th>dB</th> <th>dB</th> <th>cm</th> <th>deg</th> </tr> </thead> <tbody> <tr> <td>1</td> <td>5105.43</td> <td>53.33</td> <td>74.00</td> <td>-20.67</td> <td>39.07</td> <td>34.88</td> <td>11.11</td> <td>31.73</td> <td>302</td> <td>268</td> <td>PEAK</td> </tr> </tbody> </table>	Limit Margin		Read	Ant	Cable	Preamp	APos	TPos	Remark	Freq	Level	Line	(dB)	Level	Factor	Loss Factor		MHz	dBuV/m	dBuV/m	dBuV	dB/m	dB	dB	cm	deg	1	5105.43	53.33	74.00	-20.67	39.07	34.88	11.11	31.73	302	268	PEAK	<table border="1"> <thead> <tr> <th colspan="2">Limit Margin</th> <th>Read</th> <th>Ant</th> <th>Cable</th> <th>Preamp</th> <th>APos</th> <th>TPos</th> <th rowspan="2">Remark</th> </tr> <tr> <th>Freq</th> <th>Level</th> <th>Line</th> <th>(dB)</th> <th>Level</th> <th>Factor</th> <th>Loss Factor</th> <th></th> </tr> <tr> <th>MHz</th> <th>dBuV/m</th> <th>dBuV/m</th> <th>dBuV</th> <th>dB/m</th> <th>dB</th> <th>dB</th> <th>cm</th> <th>deg</th> </tr> </thead> <tbody> <tr> <td>1</td> <td>5260.00</td> <td>108.03</td> <td>-----</td> <td>-----</td> <td>94.07</td> <td>34.85</td> <td>11.02</td> <td>31.91</td> <td>302</td> <td>268</td> <td>PEAK</td> </tr> </tbody> </table>	Limit Margin		Read	Ant	Cable	Preamp	APos	TPos	Remark	Freq	Level	Line	(dB)	Level	Factor	Loss Factor		MHz	dBuV/m	dBuV/m	dBuV	dB/m	dB	dB	cm	deg	1	5260.00	108.03	-----	-----	94.07	34.85	11.02	31.91	302	268	PEAK
	Limit Margin		Read	Ant	Cable	Preamp	APos	TPos	Remark																																																																					
Freq	Level	Line	(dB)	Level	Factor	Loss Factor																																																																								
MHz	dBuV/m	dBuV/m	dBuV	dB/m	dB	dB	cm	deg																																																																						
1	5105.43	53.33	74.00	-20.67	39.07	34.88	11.11	31.73	302	268	PEAK																																																																			
Limit Margin		Read	Ant	Cable	Preamp	APos	TPos	Remark																																																																						
Freq	Level	Line	(dB)	Level	Factor	Loss Factor																																																																								
MHz	dBuV/m	dBuV/m	dBuV	dB/m	dB	dB	cm	deg																																																																						
1	5260.00	108.03	-----	-----	94.07	34.85	11.02	31.91	302	268	PEAK																																																																			
Avg	<table border="1"> <thead> <tr> <th colspan="2">Limit Margin</th> <th>Read</th> <th>Ant</th> <th>Cable</th> <th>Preamp</th> <th>APos</th> <th>TPos</th> <th rowspan="2">Remark</th> </tr> <tr> <th>Freq</th> <th>Level</th> <th>Line</th> <th>(dB)</th> <th>Level</th> <th>Factor</th> <th>Loss Factor</th> <th></th> </tr> <tr> <th>MHz</th> <th>dBuV/m</th> <th>dBuV/m</th> <th>dBuV</th> <th>dB/m</th> <th>dB</th> <th>dB</th> <th>cm</th> <th>deg</th> </tr> </thead> <tbody> <tr> <td>1</td> <td>5143.13</td> <td>44.05</td> <td>54.00</td> <td>-9.95</td> <td>29.86</td> <td>34.87</td> <td>11.09</td> <td>31.77</td> <td>302</td> <td>268</td> <td>AVERAGE</td> </tr> </tbody> </table>	Limit Margin		Read	Ant	Cable	Preamp	APos	TPos	Remark	Freq	Level	Line	(dB)	Level	Factor	Loss Factor		MHz	dBuV/m	dBuV/m	dBuV	dB/m	dB	dB	cm	deg	1	5143.13	44.05	54.00	-9.95	29.86	34.87	11.09	31.77	302	268	AVERAGE	<table border="1"> <thead> <tr> <th colspan="2">Limit Margin</th> <th>Read</th> <th>Ant</th> <th>Cable</th> <th>Preamp</th> <th>APos</th> <th>TPos</th> <th rowspan="2">Remark</th> </tr> <tr> <th>Freq</th> <th>Level</th> <th>Line</th> <th>(dB)</th> <th>Level</th> <th>Factor</th> <th>Loss Factor</th> <th></th> </tr> <tr> <th>MHz</th> <th>dBuV/m</th> <th>dBuV/m</th> <th>dBuV</th> <th>dB/m</th> <th>dB</th> <th>dB</th> <th>cm</th> <th>deg</th> </tr> </thead> <tbody> <tr> <td>1</td> <td>5260.00</td> <td>100.56</td> <td>-----</td> <td>-----</td> <td>86.60</td> <td>34.85</td> <td>11.02</td> <td>31.91</td> <td>302</td> <td>268</td> <td>AVERAGE</td> </tr> </tbody> </table>	Limit Margin		Read	Ant	Cable	Preamp	APos	TPos	Remark	Freq	Level	Line	(dB)	Level	Factor	Loss Factor		MHz	dBuV/m	dBuV/m	dBuV	dB/m	dB	dB	cm	deg	1	5260.00	100.56	-----	-----	86.60	34.85	11.02	31.91	302	268	AVERAGE
Limit Margin		Read	Ant	Cable	Preamp	APos	TPos	Remark																																																																						
Freq	Level	Line	(dB)	Level	Factor	Loss Factor																																																																								
MHz	dBuV/m	dBuV/m	dBuV	dB/m	dB	dB	cm	deg																																																																						
1	5143.13	44.05	54.00	-9.95	29.86	34.87	11.09	31.77	302	268	AVERAGE																																																																			
Limit Margin		Read	Ant	Cable	Preamp	APos	TPos	Remark																																																																						
Freq	Level	Line	(dB)	Level	Factor	Loss Factor																																																																								
MHz	dBuV/m	dBuV/m	dBuV	dB/m	dB	dB	cm	deg																																																																						
1	5260.00	100.56	-----	-----	86.60	34.85	11.02	31.91	302	268	AVERAGE																																																																			



Mode	13																																				
	Band Edge - R																																				
	U-NII-2A_5.25-5.35_802.11n HT20_CH52_5260MHz																																				
ANT	22																																				
Pol.	Vertical	Fundamental																																			
Peak	<table border="1"> <thead> <tr> <th>Limit Margin</th> <th>Read</th> <th>Ant</th> <th>Cable</th> <th>Preamp</th> <th>APos</th> <th>TPos</th> <th>Remark</th> </tr> <tr> <th>Freq Level Line (dB)</th> <th>Level</th> <th>Factor</th> <th>Loss Factor</th> <th></th> <th></th> <th></th> <th></th> </tr> <tr> <th>MHz</th> <th>dBuV/m</th> <th>dBuV/m</th> <th>dB/m</th> <th>dB</th> <th>dB</th> <th>cm</th> <th>deg</th> </tr> </thead> <tbody> <tr> <td>1 5365.50</td> <td>53.48</td> <td>74.00</td> <td>-20.52</td> <td>39.77</td> <td>34.83</td> <td>10.93</td> <td>32.05</td> <td>302</td> <td>268</td> <td>PEAK</td> </tr> </tbody> </table>	Limit Margin	Read	Ant	Cable	Preamp	APos	TPos	Remark	Freq Level Line (dB)	Level	Factor	Loss Factor					MHz	dBuV/m	dBuV/m	dB/m	dB	dB	cm	deg	1 5365.50	53.48	74.00	-20.52	39.77	34.83	10.93	32.05	302	268	PEAK	Blank
Limit Margin	Read	Ant	Cable	Preamp	APos	TPos	Remark																														
Freq Level Line (dB)	Level	Factor	Loss Factor																																		
MHz	dBuV/m	dBuV/m	dB/m	dB	dB	cm	deg																														
1 5365.50	53.48	74.00	-20.52	39.77	34.83	10.93	32.05	302	268	PEAK																											
Avg	<table border="1"> <thead> <tr> <th>Limit Margin</th> <th>Read</th> <th>Ant</th> <th>Cable</th> <th>Preamp</th> <th>APos</th> <th>TPos</th> <th>Remark</th> </tr> <tr> <th>Freq Level Line (dB)</th> <th>Level</th> <th>Factor</th> <th>Loss Factor</th> <th></th> <th></th> <th></th> <th></th> </tr> <tr> <th>MHz</th> <th>dBuV/m</th> <th>dBuV/m</th> <th>dB/m</th> <th>dB</th> <th>dB</th> <th>cm</th> <th>deg</th> </tr> </thead> <tbody> <tr> <td>1 5355.72</td> <td>43.64</td> <td>54.00</td> <td>-10.36</td> <td>29.91</td> <td>34.83</td> <td>10.94</td> <td>32.04</td> <td>302</td> <td>268</td> <td>AVERAGE</td> </tr> </tbody> </table>	Limit Margin	Read	Ant	Cable	Preamp	APos	TPos	Remark	Freq Level Line (dB)	Level	Factor	Loss Factor					MHz	dBuV/m	dBuV/m	dB/m	dB	dB	cm	deg	1 5355.72	43.64	54.00	-10.36	29.91	34.83	10.94	32.04	302	268	AVERAGE	Blank
Limit Margin	Read	Ant	Cable	Preamp	APos	TPos	Remark																														
Freq Level Line (dB)	Level	Factor	Loss Factor																																		
MHz	dBuV/m	dBuV/m	dB/m	dB	dB	cm	deg																														
1 5355.72	43.64	54.00	-10.36	29.91	34.83	10.94	32.04	302	268	AVERAGE																											



Mode	13																																																																																																			
	Harmonic																																																																																																			
	U-NII-2A_5.25-5.35_802.11n HT20_CH52-5260MHz																																																																																																			
ANT	22																																																																																																			
Pol.	Horizontal	Vertical																																																																																																		
Peak Avg	<p>Date: 2023-08-10</p> <table border="1"> <thead> <tr> <th>Limit</th> <th>Read</th> <th>Ant</th> <th>Cable</th> <th>Preamp</th> <th>APos</th> <th>TPos</th> <th>Remark</th> </tr> <tr> <th>Freq</th> <th>Level</th> <th>Line Margin</th> <th>Level</th> <th>Factor</th> <th>Loss Factor</th> <th></th> <th></th> </tr> <tr> <th>MHz</th> <th>dBuV/m</th> <th>dBuV/m</th> <th>dB</th> <th>dBuV</th> <th>dB/m</th> <th>dB</th> <th>cm</th> <th>deg</th> </tr> </thead> <tbody> <tr> <td>1</td> <td>10520.00</td> <td>50.42</td> <td>68.30</td> <td>-17.88</td> <td>47.47</td> <td>39.50</td> <td>14.25</td> <td>50.80</td> <td>--</td> <td>--</td> <td>Peak</td> </tr> <tr> <td>2</td> <td>15780.00</td> <td>50.70</td> <td>74.00</td> <td>-23.30</td> <td>43.32</td> <td>41.97</td> <td>17.04</td> <td>51.63</td> <td>--</td> <td>--</td> <td>Peak</td> </tr> </tbody> </table>	Limit	Read	Ant	Cable	Preamp	APos	TPos	Remark	Freq	Level	Line Margin	Level	Factor	Loss Factor			MHz	dBuV/m	dBuV/m	dB	dBuV	dB/m	dB	cm	deg	1	10520.00	50.42	68.30	-17.88	47.47	39.50	14.25	50.80	--	--	Peak	2	15780.00	50.70	74.00	-23.30	43.32	41.97	17.04	51.63	--	--	Peak	<p>Date: 2023-08-10</p> <table border="1"> <thead> <tr> <th>Limit</th> <th>Read</th> <th>Ant</th> <th>Cable</th> <th>Preamp</th> <th>APos</th> <th>TPos</th> <th>Remark</th> </tr> <tr> <th>Freq</th> <th>Level</th> <th>Line Margin</th> <th>Level</th> <th>Factor</th> <th>Loss Factor</th> <th></th> <th></th> </tr> <tr> <th>MHz</th> <th>dBuV/m</th> <th>dBuV/m</th> <th>dB</th> <th>dBuV</th> <th>dB/m</th> <th>dB</th> <th>cm</th> <th>deg</th> </tr> </thead> <tbody> <tr> <td>1</td> <td>10520.00</td> <td>50.32</td> <td>68.30</td> <td>-17.98</td> <td>47.37</td> <td>39.50</td> <td>14.25</td> <td>50.80</td> <td>--</td> <td>--</td> <td>Peak</td> </tr> <tr> <td>2</td> <td>15780.00</td> <td>51.15</td> <td>74.00</td> <td>-22.85</td> <td>43.77</td> <td>41.97</td> <td>17.04</td> <td>51.63</td> <td>--</td> <td>--</td> <td>Peak</td> </tr> </tbody> </table>	Limit	Read	Ant	Cable	Preamp	APos	TPos	Remark	Freq	Level	Line Margin	Level	Factor	Loss Factor			MHz	dBuV/m	dBuV/m	dB	dBuV	dB/m	dB	cm	deg	1	10520.00	50.32	68.30	-17.98	47.37	39.50	14.25	50.80	--	--	Peak	2	15780.00	51.15	74.00	-22.85	43.77	41.97	17.04	51.63	--	--	Peak
	Limit	Read	Ant	Cable	Preamp	APos	TPos	Remark																																																																																												
Freq	Level	Line Margin	Level	Factor	Loss Factor																																																																																															
MHz	dBuV/m	dBuV/m	dB	dBuV	dB/m	dB	cm	deg																																																																																												
1	10520.00	50.42	68.30	-17.88	47.47	39.50	14.25	50.80	--	--	Peak																																																																																									
2	15780.00	50.70	74.00	-23.30	43.32	41.97	17.04	51.63	--	--	Peak																																																																																									
Limit	Read	Ant	Cable	Preamp	APos	TPos	Remark																																																																																													
Freq	Level	Line Margin	Level	Factor	Loss Factor																																																																																															
MHz	dBuV/m	dBuV/m	dB	dBuV	dB/m	dB	cm	deg																																																																																												
1	10520.00	50.32	68.30	-17.98	47.37	39.50	14.25	50.80	--	--	Peak																																																																																									
2	15780.00	51.15	74.00	-22.85	43.77	41.97	17.04	51.63	--	--	Peak																																																																																									



	14																																																																									
Mode	Band Edge - L																																																																									
	U-NII-2A_5.25-5.35_802.11n HT20_CH60-5300MHz																																																																									
ANT	22																																																																									
Pol.	Horizontal	Fundamental																																																																								
Peak	<p style="text-align: right;">Date: 2023-08-17</p> <table border="1"> <thead> <tr> <th>Limit</th> <th>Margin</th> <th>Read</th> <th>Ant</th> <th>Cable</th> <th>Preamp</th> <th>APos</th> <th>TPos</th> <th>Remark</th> </tr> <tr> <th>Freq</th> <th>Level</th> <th>Line</th> <th>(dB)</th> <th>Level</th> <th>Factor</th> <th>Loss Factor</th> <th></th> <th></th> </tr> <tr> <th>MHz</th> <th>dBuV/m</th> <th>dBuV/m</th> <th>dBuV</th> <th>dB/m</th> <th>dB</th> <th>dB</th> <th>cm</th> <th>deg</th> </tr> </thead> <tbody> <tr> <td>1 5060.78</td> <td>52.94</td> <td>74.00</td> <td>-21.06</td> <td>38.58</td> <td>34.89</td> <td>11.14</td> <td>31.67</td> <td>225 293 PEAK</td> </tr> </tbody> </table>	Limit	Margin	Read	Ant	Cable	Preamp	APos	TPos	Remark	Freq	Level	Line	(dB)	Level	Factor	Loss Factor			MHz	dBuV/m	dBuV/m	dBuV	dB/m	dB	dB	cm	deg	1 5060.78	52.94	74.00	-21.06	38.58	34.89	11.14	31.67	225 293 PEAK	<p style="text-align: right;">Date: 2023-08-17</p> <table border="1"> <thead> <tr> <th>Limit</th> <th>Margin</th> <th>Read</th> <th>Ant</th> <th>Cable</th> <th>Preamp</th> <th>APos</th> <th>TPos</th> <th>Remark</th> </tr> <tr> <th>Freq</th> <th>Level</th> <th>Line</th> <th>(dB)</th> <th>Level</th> <th>Factor</th> <th>Loss Factor</th> <th></th> <th></th> </tr> <tr> <th>MHz</th> <th>dBuV/m</th> <th>dBuV/m</th> <th>dBuV</th> <th>dB/m</th> <th>dB</th> <th>dB</th> <th>cm</th> <th>deg</th> </tr> </thead> <tbody> <tr> <td>1 5300.00</td> <td>106.71</td> <td>-----</td> <td>-----</td> <td>92.84</td> <td>34.84</td> <td>10.99</td> <td>31.96</td> <td>225 293 PEAK</td> </tr> </tbody> </table>	Limit	Margin	Read	Ant	Cable	Preamp	APos	TPos	Remark	Freq	Level	Line	(dB)	Level	Factor	Loss Factor			MHz	dBuV/m	dBuV/m	dBuV	dB/m	dB	dB	cm	deg	1 5300.00	106.71	-----	-----	92.84	34.84	10.99	31.96	225 293 PEAK
Limit	Margin	Read	Ant	Cable	Preamp	APos	TPos	Remark																																																																		
Freq	Level	Line	(dB)	Level	Factor	Loss Factor																																																																				
MHz	dBuV/m	dBuV/m	dBuV	dB/m	dB	dB	cm	deg																																																																		
1 5060.78	52.94	74.00	-21.06	38.58	34.89	11.14	31.67	225 293 PEAK																																																																		
Limit	Margin	Read	Ant	Cable	Preamp	APos	TPos	Remark																																																																		
Freq	Level	Line	(dB)	Level	Factor	Loss Factor																																																																				
MHz	dBuV/m	dBuV/m	dBuV	dB/m	dB	dB	cm	deg																																																																		
1 5300.00	106.71	-----	-----	92.84	34.84	10.99	31.96	225 293 PEAK																																																																		
Avg	<p style="text-align: right;">Date: 2023-08-17</p> <table border="1"> <thead> <tr> <th>Limit</th> <th>Margin</th> <th>Read</th> <th>Ant</th> <th>Cable</th> <th>Preamp</th> <th>APos</th> <th>TPos</th> <th>Remark</th> </tr> <tr> <th>Freq</th> <th>Level</th> <th>Line</th> <th>(dB)</th> <th>Level</th> <th>Factor</th> <th>Loss Factor</th> <th></th> <th></th> </tr> <tr> <th>MHz</th> <th>dBuV/m</th> <th>dBuV/m</th> <th>dBuV</th> <th>dB/m</th> <th>dB</th> <th>dB</th> <th>cm</th> <th>deg</th> </tr> </thead> <tbody> <tr> <td>1 5146.85</td> <td>43.09</td> <td>54.00</td> <td>-10.91</td> <td>28.91</td> <td>34.87</td> <td>11.09</td> <td>31.78</td> <td>225 293 AVERAGE</td> </tr> </tbody> </table>	Limit	Margin	Read	Ant	Cable	Preamp	APos	TPos	Remark	Freq	Level	Line	(dB)	Level	Factor	Loss Factor			MHz	dBuV/m	dBuV/m	dBuV	dB/m	dB	dB	cm	deg	1 5146.85	43.09	54.00	-10.91	28.91	34.87	11.09	31.78	225 293 AVERAGE	<p style="text-align: right;">Date: 2023-08-17</p> <table border="1"> <thead> <tr> <th>Limit</th> <th>Margin</th> <th>Read</th> <th>Ant</th> <th>Cable</th> <th>Preamp</th> <th>APos</th> <th>TPos</th> <th>Remark</th> </tr> <tr> <th>Freq</th> <th>Level</th> <th>Line</th> <th>(dB)</th> <th>Level</th> <th>Factor</th> <th>Loss Factor</th> <th></th> <th></th> </tr> <tr> <th>MHz</th> <th>dBuV/m</th> <th>dBuV/m</th> <th>dBuV</th> <th>dB/m</th> <th>dB</th> <th>dB</th> <th>cm</th> <th>deg</th> </tr> </thead> <tbody> <tr> <td>1 5300.00</td> <td>100.02</td> <td>-----</td> <td>-----</td> <td>86.17</td> <td>34.84</td> <td>10.98</td> <td>31.97</td> <td>225 293 AVERAGE</td> </tr> </tbody> </table>	Limit	Margin	Read	Ant	Cable	Preamp	APos	TPos	Remark	Freq	Level	Line	(dB)	Level	Factor	Loss Factor			MHz	dBuV/m	dBuV/m	dBuV	dB/m	dB	dB	cm	deg	1 5300.00	100.02	-----	-----	86.17	34.84	10.98	31.97	225 293 AVERAGE
Limit	Margin	Read	Ant	Cable	Preamp	APos	TPos	Remark																																																																		
Freq	Level	Line	(dB)	Level	Factor	Loss Factor																																																																				
MHz	dBuV/m	dBuV/m	dBuV	dB/m	dB	dB	cm	deg																																																																		
1 5146.85	43.09	54.00	-10.91	28.91	34.87	11.09	31.78	225 293 AVERAGE																																																																		
Limit	Margin	Read	Ant	Cable	Preamp	APos	TPos	Remark																																																																		
Freq	Level	Line	(dB)	Level	Factor	Loss Factor																																																																				
MHz	dBuV/m	dBuV/m	dBuV	dB/m	dB	dB	cm	deg																																																																		
1 5300.00	100.02	-----	-----	86.17	34.84	10.98	31.97	225 293 AVERAGE																																																																		



Mode	14																																		
	Band Edge - R																																		
	U-NII-2A_5.25-5.35_802.11n HT20_CH60-5300MHz																																		
ANT	22																																		
Pol.	Horizontal	Fundamental																																	
Peak	<table border="1"> <thead> <tr> <th>Limit Margin</th> <th>Read</th> <th>Ant</th> <th>Cable</th> <th>Preamp</th> <th>APos</th> <th>TPos</th> <th>Remark</th> </tr> <tr> <th>Freq Level Line (dB)</th> <th>Level</th> <th>Factor</th> <th>Loss Factor</th> <th></th> <th>cm</th> <th>deg</th> <th></th> </tr> <tr> <th>MHz dBuV/m dBuV/m</th> <th>dBuV</th> <th>dB/m</th> <th>dB</th> <th>dB</th> <th>cm</th> <th>deg</th> <th></th> </tr> </thead> <tbody> <tr> <td>1 5352.88 57.14 74.00 -16.86</td> <td>43.40</td> <td>34.83</td> <td>10.94</td> <td>32.03</td> <td>225</td> <td>293</td> <td>PEAK</td> </tr> </tbody> </table>		Limit Margin	Read	Ant	Cable	Preamp	APos	TPos	Remark	Freq Level Line (dB)	Level	Factor	Loss Factor		cm	deg		MHz dBuV/m dBuV/m	dBuV	dB/m	dB	dB	cm	deg		1 5352.88 57.14 74.00 -16.86	43.40	34.83	10.94	32.03	225	293	PEAK	Blank
	Limit Margin	Read	Ant	Cable	Preamp	APos	TPos	Remark																											
Freq Level Line (dB)	Level	Factor	Loss Factor		cm	deg																													
MHz dBuV/m dBuV/m	dBuV	dB/m	dB	dB	cm	deg																													
1 5352.88 57.14 74.00 -16.86	43.40	34.83	10.94	32.03	225	293	PEAK																												
Avg	<table border="1"> <thead> <tr> <th>Limit Margin</th> <th>Read</th> <th>Ant</th> <th>Cable</th> <th>Preamp</th> <th>APos</th> <th>TPos</th> <th>Remark</th> </tr> <tr> <th>Freq Level Line (dB)</th> <th>Level</th> <th>Factor</th> <th>Loss Factor</th> <th></th> <th>cm</th> <th>deg</th> <th></th> </tr> <tr> <th>MHz dBuV/m dBuV/m</th> <th>dBuV</th> <th>dB/m</th> <th>dB</th> <th>dB</th> <th>cm</th> <th>deg</th> <th></th> </tr> </thead> <tbody> <tr> <td>1 5350.96 46.13 54.00 -7.87</td> <td>32.39</td> <td>34.83</td> <td>10.94</td> <td>32.03</td> <td>225</td> <td>293</td> <td>AVERAGE</td> </tr> </tbody> </table>		Limit Margin	Read	Ant	Cable	Preamp	APos	TPos	Remark	Freq Level Line (dB)	Level	Factor	Loss Factor		cm	deg		MHz dBuV/m dBuV/m	dBuV	dB/m	dB	dB	cm	deg		1 5350.96 46.13 54.00 -7.87	32.39	34.83	10.94	32.03	225	293	AVERAGE	Blank
Limit Margin	Read	Ant	Cable	Preamp	APos	TPos	Remark																												
Freq Level Line (dB)	Level	Factor	Loss Factor		cm	deg																													
MHz dBuV/m dBuV/m	dBuV	dB/m	dB	dB	cm	deg																													
1 5350.96 46.13 54.00 -7.87	32.39	34.83	10.94	32.03	225	293	AVERAGE																												



	14																																																																	
Mode	Band Edge - L																																																																	
	U-NII-2A_5.25-5.35_802.11n HT20_CH60-5300MHz																																																																	
ANT	22																																																																	
Pol.	Vertical	Fundamental																																																																
Peak	<table border="1"> <thead> <tr> <th>Limit Margin</th> <th>Read</th> <th>Ant</th> <th>Cable</th> <th>Preamp</th> <th>APos</th> <th>TPos</th> <th>Remark</th> </tr> <tr> <th>Freq Level Line (dB)</th> <th>Level Factor</th> <th>Loss Factor</th> <th></th> <th></th> <th>cm</th> <th>deg</th> <th></th> </tr> <tr> <th>MHz dBuV/m dBuV/m</th> <th>dBuV</th> <th>dB/m</th> <th>dB</th> <th>dB</th> <th>cm</th> <th>deg</th> <th></th> </tr> </thead> <tbody> <tr> <td>1 5034.98 53.51 74.00 -20.49</td> <td>39.11</td> <td>34.89</td> <td>11.15</td> <td>31.64</td> <td>305</td> <td>266</td> <td>PEAK</td> </tr> </tbody> </table>	Limit Margin	Read	Ant	Cable	Preamp	APos	TPos	Remark	Freq Level Line (dB)	Level Factor	Loss Factor			cm	deg		MHz dBuV/m dBuV/m	dBuV	dB/m	dB	dB	cm	deg		1 5034.98 53.51 74.00 -20.49	39.11	34.89	11.15	31.64	305	266	PEAK	<table border="1"> <thead> <tr> <th>Limit Margin</th> <th>Read</th> <th>Ant</th> <th>Cable</th> <th>Preamp</th> <th>APos</th> <th>TPos</th> <th>Remark</th> </tr> <tr> <th>Freq Level Line (dB)</th> <th>Level Factor</th> <th>Loss Factor</th> <th></th> <th></th> <th>cm</th> <th>deg</th> <th></th> </tr> <tr> <th>MHz dBuV/m dBuV/m</th> <th>dBuV</th> <th>dB/m</th> <th>dB</th> <th>dB</th> <th>cm</th> <th>deg</th> <th></th> </tr> </thead> <tbody> <tr> <td>1 5300.00 107.38</td> <td>93.51</td> <td>34.84</td> <td>10.99</td> <td>31.96</td> <td>305</td> <td>266</td> <td>PEAK</td> </tr> </tbody> </table>	Limit Margin	Read	Ant	Cable	Preamp	APos	TPos	Remark	Freq Level Line (dB)	Level Factor	Loss Factor			cm	deg		MHz dBuV/m dBuV/m	dBuV	dB/m	dB	dB	cm	deg		1 5300.00 107.38	93.51	34.84	10.99	31.96	305	266	PEAK
	Limit Margin	Read	Ant	Cable	Preamp	APos	TPos	Remark																																																										
Freq Level Line (dB)	Level Factor	Loss Factor			cm	deg																																																												
MHz dBuV/m dBuV/m	dBuV	dB/m	dB	dB	cm	deg																																																												
1 5034.98 53.51 74.00 -20.49	39.11	34.89	11.15	31.64	305	266	PEAK																																																											
Limit Margin	Read	Ant	Cable	Preamp	APos	TPos	Remark																																																											
Freq Level Line (dB)	Level Factor	Loss Factor			cm	deg																																																												
MHz dBuV/m dBuV/m	dBuV	dB/m	dB	dB	cm	deg																																																												
1 5300.00 107.38	93.51	34.84	10.99	31.96	305	266	PEAK																																																											
Avg	<table border="1"> <thead> <tr> <th>Limit Margin</th> <th>Read</th> <th>Ant</th> <th>Cable</th> <th>Preamp</th> <th>APos</th> <th>TPos</th> <th>Remark</th> </tr> <tr> <th>Freq Level Line (dB)</th> <th>Level Factor</th> <th>Loss Factor</th> <th></th> <th></th> <th>cm</th> <th>deg</th> <th></th> </tr> <tr> <th>MHz dBuV/m dBuV/m</th> <th>dBuV</th> <th>dB/m</th> <th>dB</th> <th>dB</th> <th>cm</th> <th>deg</th> <th></th> </tr> </thead> <tbody> <tr> <td>1 5131.25 43.35 54.00 -10.65</td> <td>29.14</td> <td>34.87</td> <td>11.10</td> <td>31.76</td> <td>305</td> <td>266</td> <td>AVERAGE</td> </tr> </tbody> </table>	Limit Margin	Read	Ant	Cable	Preamp	APos	TPos	Remark	Freq Level Line (dB)	Level Factor	Loss Factor			cm	deg		MHz dBuV/m dBuV/m	dBuV	dB/m	dB	dB	cm	deg		1 5131.25 43.35 54.00 -10.65	29.14	34.87	11.10	31.76	305	266	AVERAGE	<table border="1"> <thead> <tr> <th>Limit Margin</th> <th>Read</th> <th>Ant</th> <th>Cable</th> <th>Preamp</th> <th>APos</th> <th>TPos</th> <th>Remark</th> </tr> <tr> <th>Freq Level Line (dB)</th> <th>Level Factor</th> <th>Loss Factor</th> <th></th> <th></th> <th>cm</th> <th>deg</th> <th></th> </tr> <tr> <th>MHz dBuV/m dBuV/m</th> <th>dBuV</th> <th>dB/m</th> <th>dB</th> <th>dB</th> <th>cm</th> <th>deg</th> <th></th> </tr> </thead> <tbody> <tr> <td>1 5300.00 101.13</td> <td>87.28</td> <td>34.84</td> <td>10.98</td> <td>31.97</td> <td>305</td> <td>266</td> <td>AVERAGE</td> </tr> </tbody> </table>	Limit Margin	Read	Ant	Cable	Preamp	APos	TPos	Remark	Freq Level Line (dB)	Level Factor	Loss Factor			cm	deg		MHz dBuV/m dBuV/m	dBuV	dB/m	dB	dB	cm	deg		1 5300.00 101.13	87.28	34.84	10.98	31.97	305	266	AVERAGE
	Limit Margin	Read	Ant	Cable	Preamp	APos	TPos	Remark																																																										
Freq Level Line (dB)	Level Factor	Loss Factor			cm	deg																																																												
MHz dBuV/m dBuV/m	dBuV	dB/m	dB	dB	cm	deg																																																												
1 5131.25 43.35 54.00 -10.65	29.14	34.87	11.10	31.76	305	266	AVERAGE																																																											
Limit Margin	Read	Ant	Cable	Preamp	APos	TPos	Remark																																																											
Freq Level Line (dB)	Level Factor	Loss Factor			cm	deg																																																												
MHz dBuV/m dBuV/m	dBuV	dB/m	dB	dB	cm	deg																																																												
1 5300.00 101.13	87.28	34.84	10.98	31.97	305	266	AVERAGE																																																											

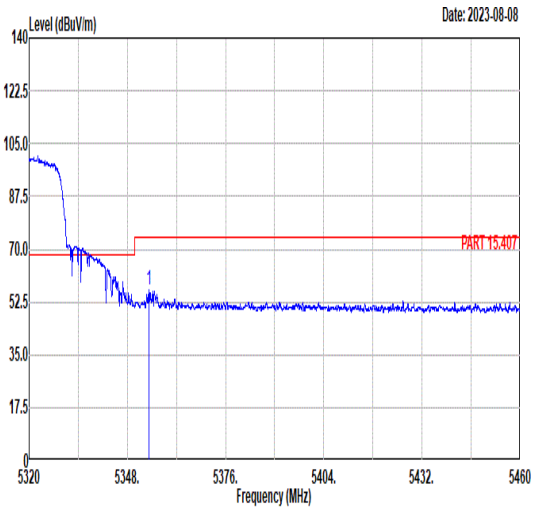
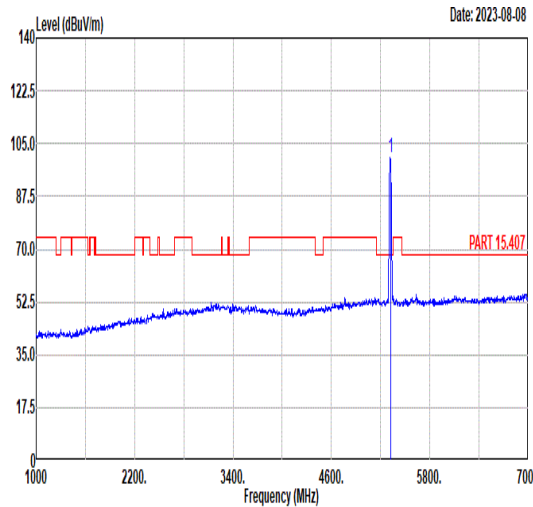
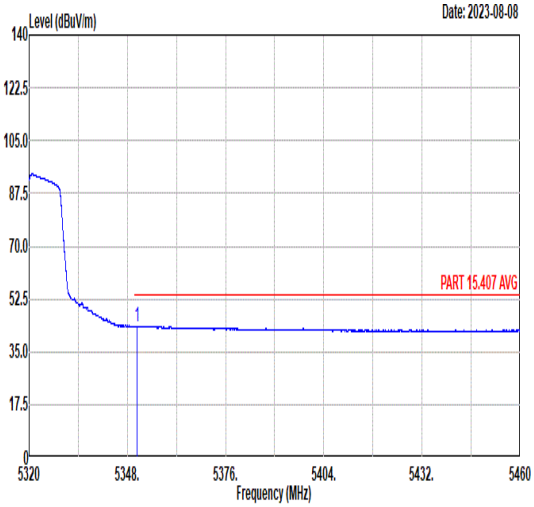
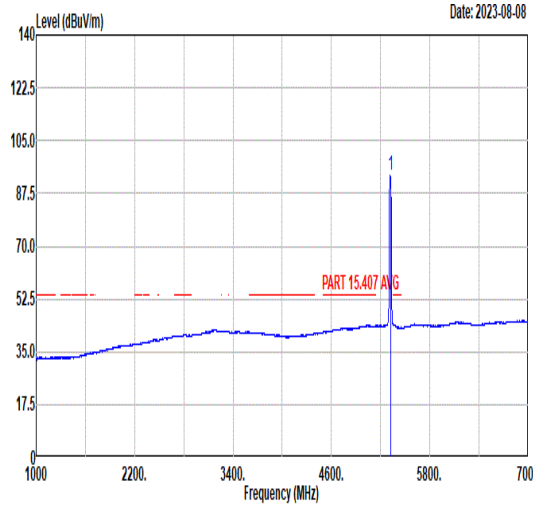


Mode	14																																							
	Band Edge - R																																							
	U-NII-2A_5.25-5.35_802.11n HT20_CH60-5300MHz																																							
ANT	22																																							
Pol.	Vertical	Fundamental																																						
Peak	<table border="1"> <thead> <tr> <th>Limit Margin</th> <th>Read</th> <th>Ant</th> <th>Cable</th> <th>Preamp</th> <th>APos</th> <th>TPos</th> <th>Remark</th> </tr> <tr> <th>Freq</th> <th>Level</th> <th>Line</th> <th>(dB)</th> <th>Level</th> <th>Factor</th> <th>Loss Factor</th> <th></th> </tr> <tr> <th>MHz</th> <th>dBuV/m</th> <th>dBuV/m</th> <th>dB</th> <th>dBuV</th> <th>dB/m</th> <th>dB</th> <th>dB</th> <th>cm</th> <th>deg</th> </tr> </thead> <tbody> <tr> <td>1</td> <td>5350.64</td> <td>56.62</td> <td>74.00</td> <td>-17.38</td> <td>42.88</td> <td>34.83</td> <td>10.94</td> <td>32.03</td> <td>305</td> <td>266</td> <td>PEAK</td> </tr> </tbody> </table>	Limit Margin	Read	Ant	Cable	Preamp	APos	TPos	Remark	Freq	Level	Line	(dB)	Level	Factor	Loss Factor		MHz	dBuV/m	dBuV/m	dB	dBuV	dB/m	dB	dB	cm	deg	1	5350.64	56.62	74.00	-17.38	42.88	34.83	10.94	32.03	305	266	PEAK	Blank
Limit Margin	Read	Ant	Cable	Preamp	APos	TPos	Remark																																	
Freq	Level	Line	(dB)	Level	Factor	Loss Factor																																		
MHz	dBuV/m	dBuV/m	dB	dBuV	dB/m	dB	dB	cm	deg																															
1	5350.64	56.62	74.00	-17.38	42.88	34.83	10.94	32.03	305	266	PEAK																													
Avg	<table border="1"> <thead> <tr> <th>Limit Margin</th> <th>Read</th> <th>Ant</th> <th>Cable</th> <th>Preamp</th> <th>APos</th> <th>TPos</th> <th>Remark</th> </tr> <tr> <th>Freq</th> <th>Level</th> <th>Line</th> <th>(dB)</th> <th>Level</th> <th>Factor</th> <th>Loss Factor</th> <th></th> </tr> <tr> <th>MHz</th> <th>dBuV/m</th> <th>dBuV/m</th> <th>dB</th> <th>dBuV</th> <th>dB/m</th> <th>dB</th> <th>dB</th> <th>cm</th> <th>deg</th> </tr> </thead> <tbody> <tr> <td>1</td> <td>5350.18</td> <td>46.04</td> <td>54.00</td> <td>-7.96</td> <td>32.30</td> <td>34.83</td> <td>10.94</td> <td>32.03</td> <td>305</td> <td>266</td> <td>AVERAGE</td> </tr> </tbody> </table>	Limit Margin	Read	Ant	Cable	Preamp	APos	TPos	Remark	Freq	Level	Line	(dB)	Level	Factor	Loss Factor		MHz	dBuV/m	dBuV/m	dB	dBuV	dB/m	dB	dB	cm	deg	1	5350.18	46.04	54.00	-7.96	32.30	34.83	10.94	32.03	305	266	AVERAGE	Blank
Limit Margin	Read	Ant	Cable	Preamp	APos	TPos	Remark																																	
Freq	Level	Line	(dB)	Level	Factor	Loss Factor																																		
MHz	dBuV/m	dBuV/m	dB	dBuV	dB/m	dB	dB	cm	deg																															
1	5350.18	46.04	54.00	-7.96	32.30	34.83	10.94	32.03	305	266	AVERAGE																													



Mode	14																																																																																																	
	Harmonic																																																																																																	
	U-NII-2A_5.25-5.35_802.11n HT20_CH60-5300MHz																																																																																																	
ANT	22																																																																																																	
Pol.	Horizontal	Vertical																																																																																																
Peak Avg	<table border="1"> <thead> <tr> <th>Limit</th> <th>Read</th> <th>Ant</th> <th>Cable</th> <th>Preamp</th> <th>APos</th> <th>TPos</th> <th>Remark</th> </tr> <tr> <th>Freq</th> <th>Level</th> <th>Line Margin</th> <th>Level</th> <th>Factor</th> <th>Loss Factor</th> <th></th> <th></th> </tr> <tr> <th>MHz</th> <th>dBuV/m</th> <th>dBuV/m</th> <th>dB</th> <th>dBuV</th> <th>dB/m</th> <th>dB</th> <th>dB</th> </tr> </thead> <tbody> <tr> <td>1</td> <td>10600.00</td> <td>50.32</td> <td>74.00</td> <td>-23.68</td> <td>47.34</td> <td>39.48</td> <td>14.30</td> <td>50.80</td> <td>--</td> <td>--</td> <td>Peak</td> </tr> <tr> <td>2</td> <td>15900.00</td> <td>51.33</td> <td>74.00</td> <td>-22.67</td> <td>43.87</td> <td>42.04</td> <td>17.14</td> <td>51.72</td> <td>--</td> <td>--</td> <td>Peak</td> </tr> </tbody> </table>	Limit	Read	Ant	Cable	Preamp	APos	TPos	Remark	Freq	Level	Line Margin	Level	Factor	Loss Factor			MHz	dBuV/m	dBuV/m	dB	dBuV	dB/m	dB	dB	1	10600.00	50.32	74.00	-23.68	47.34	39.48	14.30	50.80	--	--	Peak	2	15900.00	51.33	74.00	-22.67	43.87	42.04	17.14	51.72	--	--	Peak	<table border="1"> <thead> <tr> <th>Limit</th> <th>Read</th> <th>Ant</th> <th>Cable</th> <th>Preamp</th> <th>APos</th> <th>TPos</th> <th>Remark</th> </tr> <tr> <th>Freq</th> <th>Level</th> <th>Line Margin</th> <th>Level</th> <th>Factor</th> <th>Loss Factor</th> <th></th> <th></th> </tr> <tr> <th>MHz</th> <th>dBuV/m</th> <th>dBuV/m</th> <th>dB</th> <th>dBuV</th> <th>dB/m</th> <th>dB</th> <th>dB</th> </tr> </thead> <tbody> <tr> <td>1</td> <td>10600.00</td> <td>50.14</td> <td>74.00</td> <td>-23.86</td> <td>47.16</td> <td>39.48</td> <td>14.30</td> <td>50.80</td> <td>--</td> <td>--</td> <td>Peak</td> </tr> <tr> <td>2</td> <td>15900.00</td> <td>50.71</td> <td>74.00</td> <td>-23.29</td> <td>43.25</td> <td>42.04</td> <td>17.14</td> <td>51.72</td> <td>--</td> <td>--</td> <td>Peak</td> </tr> </tbody> </table>	Limit	Read	Ant	Cable	Preamp	APos	TPos	Remark	Freq	Level	Line Margin	Level	Factor	Loss Factor			MHz	dBuV/m	dBuV/m	dB	dBuV	dB/m	dB	dB	1	10600.00	50.14	74.00	-23.86	47.16	39.48	14.30	50.80	--	--	Peak	2	15900.00	50.71	74.00	-23.29	43.25	42.04	17.14	51.72	--	--	Peak
	Limit	Read	Ant	Cable	Preamp	APos	TPos	Remark																																																																																										
Freq	Level	Line Margin	Level	Factor	Loss Factor																																																																																													
MHz	dBuV/m	dBuV/m	dB	dBuV	dB/m	dB	dB																																																																																											
1	10600.00	50.32	74.00	-23.68	47.34	39.48	14.30	50.80	--	--	Peak																																																																																							
2	15900.00	51.33	74.00	-22.67	43.87	42.04	17.14	51.72	--	--	Peak																																																																																							
Limit	Read	Ant	Cable	Preamp	APos	TPos	Remark																																																																																											
Freq	Level	Line Margin	Level	Factor	Loss Factor																																																																																													
MHz	dBuV/m	dBuV/m	dB	dBuV	dB/m	dB	dB																																																																																											
1	10600.00	50.14	74.00	-23.86	47.16	39.48	14.30	50.80	--	--	Peak																																																																																							
2	15900.00	50.71	74.00	-23.29	43.25	42.04	17.14	51.72	--	--	Peak																																																																																							



	15																																																																							
Mode	Band Edge																																																																							
	U-NII-2A_5.25-5.35_802.11n HT20_CH64-5320MHz																																																																							
ANT	22																																																																							
Pol.	Horizontal	Fundamental																																																																						
Peak	 <p style="text-align: right;">Date: 2023-08-08</p> <table border="1"> <thead> <tr> <th>Limit</th> <th>Read</th> <th>Ant</th> <th>Cable</th> <th>Preamp</th> <th>APos</th> <th>TPos</th> <th>Remark</th> </tr> <tr> <th>Freq</th> <th>Level</th> <th>Line Margin</th> <th>Level Factor</th> <th>Loss Factor</th> <th></th> <th></th> <th></th> </tr> <tr> <th>MHz</th> <th>dBuV/m</th> <th>dBuV/m</th> <th>dB</th> <th>dBuV</th> <th>dB/m</th> <th>dB</th> <th>cm</th> <th>deg</th> </tr> </thead> <tbody> <tr> <td>1 5354.09</td> <td>56.37</td> <td>74.00</td> <td>-17.63</td> <td>42.63</td> <td>34.83</td> <td>10.94</td> <td>32.03</td> <td>213</td> <td>292 PEAK</td> </tr> </tbody> </table>	Limit	Read	Ant	Cable	Preamp	APos	TPos	Remark	Freq	Level	Line Margin	Level Factor	Loss Factor				MHz	dBuV/m	dBuV/m	dB	dBuV	dB/m	dB	cm	deg	1 5354.09	56.37	74.00	-17.63	42.63	34.83	10.94	32.03	213	292 PEAK	 <p style="text-align: right;">Date: 2023-08-08</p> <table border="1"> <thead> <tr> <th>Limit</th> <th>Read</th> <th>Ant</th> <th>Cable</th> <th>Preamp</th> <th>APos</th> <th>TPos</th> <th>Remark</th> </tr> <tr> <th>Freq</th> <th>Level</th> <th>Line Margin</th> <th>Level Factor</th> <th>Loss Factor</th> <th></th> <th></th> <th></th> </tr> <tr> <th>MHz</th> <th>dBuV/m</th> <th>dBuV/m</th> <th>dB</th> <th>dBuV</th> <th>dB/m</th> <th>dB</th> <th>cm</th> <th>deg</th> </tr> </thead> <tbody> <tr> <td>1 5320.00</td> <td>100.30</td> <td>-----</td> <td>-----</td> <td>86.48</td> <td>34.84</td> <td>10.97</td> <td>31.99</td> <td>213</td> <td>292 PEAK</td> </tr> </tbody> </table>	Limit	Read	Ant	Cable	Preamp	APos	TPos	Remark	Freq	Level	Line Margin	Level Factor	Loss Factor				MHz	dBuV/m	dBuV/m	dB	dBuV	dB/m	dB	cm	deg	1 5320.00	100.30	-----	-----	86.48	34.84	10.97	31.99	213	292 PEAK
Limit	Read	Ant	Cable	Preamp	APos	TPos	Remark																																																																	
Freq	Level	Line Margin	Level Factor	Loss Factor																																																																				
MHz	dBuV/m	dBuV/m	dB	dBuV	dB/m	dB	cm	deg																																																																
1 5354.09	56.37	74.00	-17.63	42.63	34.83	10.94	32.03	213	292 PEAK																																																															
Limit	Read	Ant	Cable	Preamp	APos	TPos	Remark																																																																	
Freq	Level	Line Margin	Level Factor	Loss Factor																																																																				
MHz	dBuV/m	dBuV/m	dB	dBuV	dB/m	dB	cm	deg																																																																
1 5320.00	100.30	-----	-----	86.48	34.84	10.97	31.99	213	292 PEAK																																																															
Avg	 <p style="text-align: right;">Date: 2023-08-08</p> <table border="1"> <thead> <tr> <th>Limit</th> <th>Read</th> <th>Ant</th> <th>Cable</th> <th>Preamp</th> <th>APos</th> <th>TPos</th> <th>Remark</th> </tr> <tr> <th>Freq</th> <th>Level</th> <th>Line Margin</th> <th>Level Factor</th> <th>Loss Factor</th> <th></th> <th></th> <th></th> </tr> <tr> <th>MHz</th> <th>dBuV/m</th> <th>dBuV/m</th> <th>dB</th> <th>dBuV</th> <th>dB/m</th> <th>dB</th> <th>cm</th> <th>deg</th> </tr> </thead> <tbody> <tr> <td>1 5350.74</td> <td>43.54</td> <td>54.00</td> <td>-10.46</td> <td>29.80</td> <td>34.83</td> <td>10.94</td> <td>32.03</td> <td>213</td> <td>292 AVERAGE</td> </tr> </tbody> </table>	Limit	Read	Ant	Cable	Preamp	APos	TPos	Remark	Freq	Level	Line Margin	Level Factor	Loss Factor				MHz	dBuV/m	dBuV/m	dB	dBuV	dB/m	dB	cm	deg	1 5350.74	43.54	54.00	-10.46	29.80	34.83	10.94	32.03	213	292 AVERAGE	 <p style="text-align: right;">Date: 2023-08-08</p> <table border="1"> <thead> <tr> <th>Limit</th> <th>Read</th> <th>Ant</th> <th>Cable</th> <th>Preamp</th> <th>APos</th> <th>TPos</th> <th>Remark</th> </tr> <tr> <th>Freq</th> <th>Level</th> <th>Line Margin</th> <th>Level Factor</th> <th>Loss Factor</th> <th></th> <th></th> <th></th> </tr> <tr> <th>MHz</th> <th>dBuV/m</th> <th>dBuV/m</th> <th>dB</th> <th>dBuV</th> <th>dB/m</th> <th>dB</th> <th>cm</th> <th>deg</th> </tr> </thead> <tbody> <tr> <td>1 5320.00</td> <td>93.51</td> <td>-----</td> <td>-----</td> <td>79.69</td> <td>34.84</td> <td>10.97</td> <td>31.99</td> <td>213</td> <td>292 AVERAGE</td> </tr> </tbody> </table>	Limit	Read	Ant	Cable	Preamp	APos	TPos	Remark	Freq	Level	Line Margin	Level Factor	Loss Factor				MHz	dBuV/m	dBuV/m	dB	dBuV	dB/m	dB	cm	deg	1 5320.00	93.51	-----	-----	79.69	34.84	10.97	31.99	213	292 AVERAGE
Limit	Read	Ant	Cable	Preamp	APos	TPos	Remark																																																																	
Freq	Level	Line Margin	Level Factor	Loss Factor																																																																				
MHz	dBuV/m	dBuV/m	dB	dBuV	dB/m	dB	cm	deg																																																																
1 5350.74	43.54	54.00	-10.46	29.80	34.83	10.94	32.03	213	292 AVERAGE																																																															
Limit	Read	Ant	Cable	Preamp	APos	TPos	Remark																																																																	
Freq	Level	Line Margin	Level Factor	Loss Factor																																																																				
MHz	dBuV/m	dBuV/m	dB	dBuV	dB/m	dB	cm	deg																																																																
1 5320.00	93.51	-----	-----	79.69	34.84	10.97	31.99	213	292 AVERAGE																																																															



	15																																																																					
Mode	Band Edge																																																																					
	U-NII-2A_5.25-5.35_802.11n HT20_CH64-5320MHz																																																																					
ANT	22																																																																					
Pol.	Vertical	Fundamental																																																																				
Peak	<table border="1"> <thead> <tr> <th>Limit</th> <th>Read</th> <th>Ant</th> <th>Cable</th> <th>Preamp</th> <th>APos</th> <th>TPos</th> <th>Remark</th> </tr> <tr> <th>Freq</th> <th>Level</th> <th>Line</th> <th>Margin</th> <th>Level</th> <th>Factor</th> <th>Loss</th> <th>Factor</th> </tr> <tr> <th>MHz</th> <th>dBuV/m</th> <th>dBuV/m</th> <th>dB</th> <th>dBuV</th> <th>dB/m</th> <th>dB</th> <th>cm</th> </tr> </thead> <tbody> <tr> <td>1 5353.81</td> <td>56.27</td> <td>74.00</td> <td>-17.73</td> <td>42.53</td> <td>34.83</td> <td>10.94</td> <td>32.03</td> <td>346</td> <td>275 PEAK</td> </tr> </tbody> </table>	Limit	Read	Ant	Cable	Preamp	APos	TPos	Remark	Freq	Level	Line	Margin	Level	Factor	Loss	Factor	MHz	dBuV/m	dBuV/m	dB	dBuV	dB/m	dB	cm	1 5353.81	56.27	74.00	-17.73	42.53	34.83	10.94	32.03	346	275 PEAK	<table border="1"> <thead> <tr> <th>Limit</th> <th>Read</th> <th>Ant</th> <th>Cable</th> <th>Preamp</th> <th>APos</th> <th>TPos</th> <th>Remark</th> </tr> <tr> <th>Freq</th> <th>Level</th> <th>Line</th> <th>Margin</th> <th>Level</th> <th>Factor</th> <th>Loss</th> <th>Factor</th> </tr> <tr> <th>MHz</th> <th>dBuV/m</th> <th>dBuV/m</th> <th>dB</th> <th>dBuV</th> <th>dB/m</th> <th>dB</th> <th>cm</th> </tr> </thead> <tbody> <tr> <td>1 5320.00</td> <td>101.42</td> <td>-----</td> <td>-----</td> <td>87.60</td> <td>34.84</td> <td>10.97</td> <td>31.99</td> <td>346</td> <td>275 PEAK</td> </tr> </tbody> </table>	Limit	Read	Ant	Cable	Preamp	APos	TPos	Remark	Freq	Level	Line	Margin	Level	Factor	Loss	Factor	MHz	dBuV/m	dBuV/m	dB	dBuV	dB/m	dB	cm	1 5320.00	101.42	-----	-----	87.60	34.84	10.97	31.99	346	275 PEAK
Limit	Read	Ant	Cable	Preamp	APos	TPos	Remark																																																															
Freq	Level	Line	Margin	Level	Factor	Loss	Factor																																																															
MHz	dBuV/m	dBuV/m	dB	dBuV	dB/m	dB	cm																																																															
1 5353.81	56.27	74.00	-17.73	42.53	34.83	10.94	32.03	346	275 PEAK																																																													
Limit	Read	Ant	Cable	Preamp	APos	TPos	Remark																																																															
Freq	Level	Line	Margin	Level	Factor	Loss	Factor																																																															
MHz	dBuV/m	dBuV/m	dB	dBuV	dB/m	dB	cm																																																															
1 5320.00	101.42	-----	-----	87.60	34.84	10.97	31.99	346	275 PEAK																																																													
Avg	<table border="1"> <thead> <tr> <th>Limit</th> <th>Read</th> <th>Ant</th> <th>Cable</th> <th>Preamp</th> <th>APos</th> <th>TPos</th> <th>Remark</th> </tr> <tr> <th>Freq</th> <th>Level</th> <th>Line</th> <th>Margin</th> <th>Level</th> <th>Factor</th> <th>Loss</th> <th>Factor</th> </tr> <tr> <th>MHz</th> <th>dBuV/m</th> <th>dBuV/m</th> <th>dB</th> <th>dBuV</th> <th>dB/m</th> <th>dB</th> <th>cm</th> </tr> </thead> <tbody> <tr> <td>1 5350.00</td> <td>43.62</td> <td>54.00</td> <td>-10.38</td> <td>29.88</td> <td>34.83</td> <td>10.94</td> <td>32.03</td> <td>346</td> <td>275 AVERAGE</td> </tr> </tbody> </table>	Limit	Read	Ant	Cable	Preamp	APos	TPos	Remark	Freq	Level	Line	Margin	Level	Factor	Loss	Factor	MHz	dBuV/m	dBuV/m	dB	dBuV	dB/m	dB	cm	1 5350.00	43.62	54.00	-10.38	29.88	34.83	10.94	32.03	346	275 AVERAGE	<table border="1"> <thead> <tr> <th>Limit</th> <th>Read</th> <th>Ant</th> <th>Cable</th> <th>Preamp</th> <th>APos</th> <th>TPos</th> <th>Remark</th> </tr> <tr> <th>Freq</th> <th>Level</th> <th>Line</th> <th>Margin</th> <th>Level</th> <th>Factor</th> <th>Loss</th> <th>Factor</th> </tr> <tr> <th>MHz</th> <th>dBuV/m</th> <th>dBuV/m</th> <th>dB</th> <th>dBuV</th> <th>dB/m</th> <th>dB</th> <th>cm</th> </tr> </thead> <tbody> <tr> <td>1 5320.00</td> <td>93.95</td> <td>-----</td> <td>-----</td> <td>80.13</td> <td>34.84</td> <td>10.97</td> <td>31.99</td> <td>346</td> <td>275 AVERAGE</td> </tr> </tbody> </table>	Limit	Read	Ant	Cable	Preamp	APos	TPos	Remark	Freq	Level	Line	Margin	Level	Factor	Loss	Factor	MHz	dBuV/m	dBuV/m	dB	dBuV	dB/m	dB	cm	1 5320.00	93.95	-----	-----	80.13	34.84	10.97	31.99	346	275 AVERAGE
Limit	Read	Ant	Cable	Preamp	APos	TPos	Remark																																																															
Freq	Level	Line	Margin	Level	Factor	Loss	Factor																																																															
MHz	dBuV/m	dBuV/m	dB	dBuV	dB/m	dB	cm																																																															
1 5350.00	43.62	54.00	-10.38	29.88	34.83	10.94	32.03	346	275 AVERAGE																																																													
Limit	Read	Ant	Cable	Preamp	APos	TPos	Remark																																																															
Freq	Level	Line	Margin	Level	Factor	Loss	Factor																																																															
MHz	dBuV/m	dBuV/m	dB	dBuV	dB/m	dB	cm																																																															
1 5320.00	93.95	-----	-----	80.13	34.84	10.97	31.99	346	275 AVERAGE																																																													

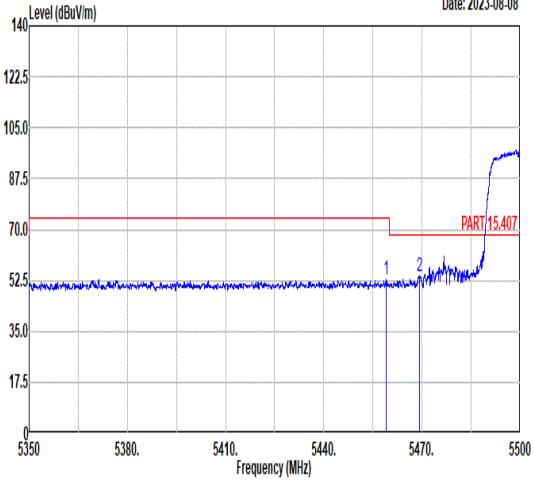
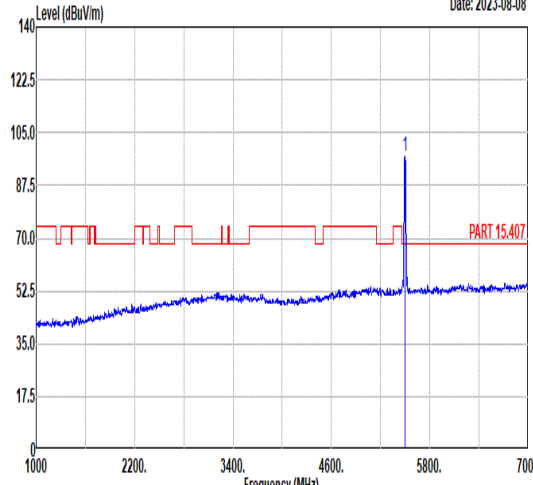
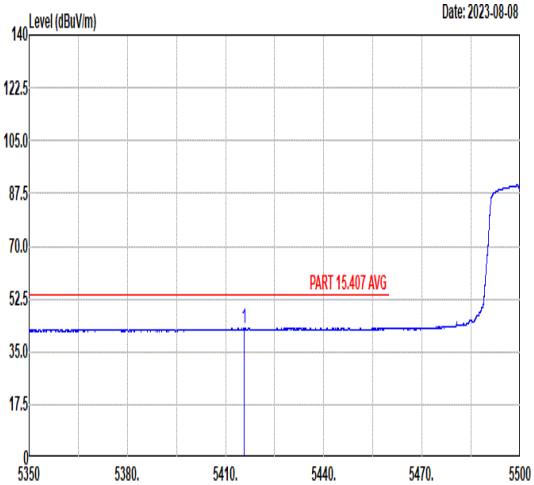
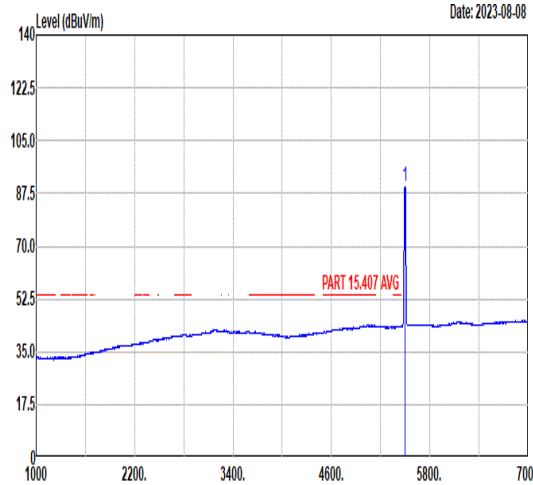


Mode	15																																																																																																			
	Harmonic																																																																																																			
	U-NII-2A_5.25-5.35_802.11n_HT20_CH64-5320MHz																																																																																																			
ANT	22																																																																																																			
Pol.	Horizontal	Vertical																																																																																																		
Peak Avg	<table border="1"> <thead> <tr> <th>Limit</th> <th>Read</th> <th>Ant</th> <th>Cable</th> <th>Preamp</th> <th>APos</th> <th>TPos</th> <th>Remark</th> </tr> <tr> <th>Freq</th> <th>Level</th> <th>Line Margin</th> <th>Level</th> <th>Factor</th> <th>Loss Factor</th> <th></th> <th></th> </tr> <tr> <th>MHz</th> <th>dBuV/m</th> <th>dBuV/m</th> <th>dB</th> <th>dBuV</th> <th>dB/m</th> <th>dB</th> <th>cm</th> <th>deg</th> </tr> </thead> <tbody> <tr> <td>1</td> <td>10640.00</td> <td>50.51</td> <td>74.00</td> <td>-23.49</td> <td>47.52</td> <td>39.47</td> <td>14.32</td> <td>50.80</td> <td>--</td> <td>--</td> <td>Peak</td> </tr> <tr> <td>2</td> <td>15960.00</td> <td>50.83</td> <td>74.00</td> <td>-23.17</td> <td>43.33</td> <td>42.08</td> <td>17.19</td> <td>51.77</td> <td>--</td> <td>--</td> <td>Peak</td> </tr> </tbody> </table>	Limit	Read	Ant	Cable	Preamp	APos	TPos	Remark	Freq	Level	Line Margin	Level	Factor	Loss Factor			MHz	dBuV/m	dBuV/m	dB	dBuV	dB/m	dB	cm	deg	1	10640.00	50.51	74.00	-23.49	47.52	39.47	14.32	50.80	--	--	Peak	2	15960.00	50.83	74.00	-23.17	43.33	42.08	17.19	51.77	--	--	Peak	<table border="1"> <thead> <tr> <th>Limit</th> <th>Read</th> <th>Ant</th> <th>Cable</th> <th>Preamp</th> <th>APos</th> <th>TPos</th> <th>Remark</th> </tr> <tr> <th>Freq</th> <th>Level</th> <th>Line Margin</th> <th>Level</th> <th>Factor</th> <th>Loss Factor</th> <th></th> <th></th> </tr> <tr> <th>MHz</th> <th>dBuV/m</th> <th>dBuV/m</th> <th>dB</th> <th>dBuV</th> <th>dB/m</th> <th>dB</th> <th>cm</th> <th>deg</th> </tr> </thead> <tbody> <tr> <td>1</td> <td>10640.00</td> <td>50.21</td> <td>74.00</td> <td>-23.79</td> <td>47.22</td> <td>39.47</td> <td>14.32</td> <td>50.80</td> <td>--</td> <td>--</td> <td>Peak</td> </tr> <tr> <td>2</td> <td>15960.00</td> <td>50.48</td> <td>74.00</td> <td>-23.52</td> <td>42.98</td> <td>42.08</td> <td>17.19</td> <td>51.77</td> <td>--</td> <td>--</td> <td>Peak</td> </tr> </tbody> </table>	Limit	Read	Ant	Cable	Preamp	APos	TPos	Remark	Freq	Level	Line Margin	Level	Factor	Loss Factor			MHz	dBuV/m	dBuV/m	dB	dBuV	dB/m	dB	cm	deg	1	10640.00	50.21	74.00	-23.79	47.22	39.47	14.32	50.80	--	--	Peak	2	15960.00	50.48	74.00	-23.52	42.98	42.08	17.19	51.77	--	--	Peak
	Limit	Read	Ant	Cable	Preamp	APos	TPos	Remark																																																																																												
Freq	Level	Line Margin	Level	Factor	Loss Factor																																																																																															
MHz	dBuV/m	dBuV/m	dB	dBuV	dB/m	dB	cm	deg																																																																																												
1	10640.00	50.51	74.00	-23.49	47.52	39.47	14.32	50.80	--	--	Peak																																																																																									
2	15960.00	50.83	74.00	-23.17	43.33	42.08	17.19	51.77	--	--	Peak																																																																																									
Limit	Read	Ant	Cable	Preamp	APos	TPos	Remark																																																																																													
Freq	Level	Line Margin	Level	Factor	Loss Factor																																																																																															
MHz	dBuV/m	dBuV/m	dB	dBuV	dB/m	dB	cm	deg																																																																																												
1	10640.00	50.21	74.00	-23.79	47.22	39.47	14.32	50.80	--	--	Peak																																																																																									
2	15960.00	50.48	74.00	-23.52	42.98	42.08	17.19	51.77	--	--	Peak																																																																																									



	16																																																																																							
Mode	Band Edge																																																																																							
	U-NII-2C_5.47-5.725_802.11n HT20_CH100-5500MHz																																																																																							
ANT	22																																																																																							
Pol.	Horizontal	Fundamental																																																																																						
Peak	<table border="1"> <thead> <tr> <th>Limit</th> <th>Read</th> <th>Ant</th> <th>Cable</th> <th>Preamp</th> <th>APos</th> <th>TPos</th> <th>Remark</th> </tr> <tr> <th>Freq</th> <th>Level</th> <th>Line Margin</th> <th>Level Factor</th> <th>Loss Factor</th> <th></th> <th></th> <th></th> </tr> <tr> <th>MHz</th> <th>dBuV/m</th> <th>dBuV/m</th> <th>dB</th> <th>dBuV</th> <th>dB/m</th> <th>dB</th> <th>cm</th> <th>deg</th> </tr> </thead> <tbody> <tr> <td>1</td> <td>5401.54</td> <td>52.85</td> <td>74.00</td> <td>-21.15</td> <td>39.22</td> <td>34.82</td> <td>10.90</td> <td>32.09</td> <td>218</td> <td>293</td> <td>PEAK</td> </tr> <tr> <td>2</td> <td>5469.63</td> <td>56.36</td> <td>68.30</td> <td>-11.94</td> <td>42.57</td> <td>34.81</td> <td>11.16</td> <td>32.18</td> <td>218</td> <td>293</td> <td>PEAK</td> </tr> </tbody> </table>	Limit	Read	Ant	Cable	Preamp	APos	TPos	Remark	Freq	Level	Line Margin	Level Factor	Loss Factor				MHz	dBuV/m	dBuV/m	dB	dBuV	dB/m	dB	cm	deg	1	5401.54	52.85	74.00	-21.15	39.22	34.82	10.90	32.09	218	293	PEAK	2	5469.63	56.36	68.30	-11.94	42.57	34.81	11.16	32.18	218	293	PEAK	<table border="1"> <thead> <tr> <th>Limit</th> <th>Read</th> <th>Ant</th> <th>Cable</th> <th>Preamp</th> <th>APos</th> <th>TPos</th> <th>Remark</th> </tr> <tr> <th>Freq</th> <th>Level</th> <th>Line Margin</th> <th>Level Factor</th> <th>Loss Factor</th> <th></th> <th></th> <th></th> </tr> <tr> <th>MHz</th> <th>dBuV/m</th> <th>dBuV/m</th> <th>dB</th> <th>dBuV</th> <th>dB/m</th> <th>dB</th> <th>cm</th> <th>deg</th> </tr> </thead> <tbody> <tr> <td>1</td> <td>5500.00</td> <td>96.92</td> <td>-----</td> <td>-----</td> <td>83.06</td> <td>34.80</td> <td>11.27</td> <td>32.21</td> <td>218</td> <td>293</td> <td>PEAK</td> </tr> </tbody> </table>	Limit	Read	Ant	Cable	Preamp	APos	TPos	Remark	Freq	Level	Line Margin	Level Factor	Loss Factor				MHz	dBuV/m	dBuV/m	dB	dBuV	dB/m	dB	cm	deg	1	5500.00	96.92	-----	-----	83.06	34.80	11.27	32.21	218	293	PEAK
Limit	Read	Ant	Cable	Preamp	APos	TPos	Remark																																																																																	
Freq	Level	Line Margin	Level Factor	Loss Factor																																																																																				
MHz	dBuV/m	dBuV/m	dB	dBuV	dB/m	dB	cm	deg																																																																																
1	5401.54	52.85	74.00	-21.15	39.22	34.82	10.90	32.09	218	293	PEAK																																																																													
2	5469.63	56.36	68.30	-11.94	42.57	34.81	11.16	32.18	218	293	PEAK																																																																													
Limit	Read	Ant	Cable	Preamp	APos	TPos	Remark																																																																																	
Freq	Level	Line Margin	Level Factor	Loss Factor																																																																																				
MHz	dBuV/m	dBuV/m	dB	dBuV	dB/m	dB	cm	deg																																																																																
1	5500.00	96.92	-----	-----	83.06	34.80	11.27	32.21	218	293	PEAK																																																																													
Avg	<table border="1"> <thead> <tr> <th>Limit</th> <th>Read</th> <th>Ant</th> <th>Cable</th> <th>Preamp</th> <th>APos</th> <th>TPos</th> <th>Remark</th> </tr> <tr> <th>Freq</th> <th>Level</th> <th>Line Margin</th> <th>Level Factor</th> <th>Loss Factor</th> <th></th> <th></th> <th></th> </tr> <tr> <th>MHz</th> <th>dBuV/m</th> <th>dBuV/m</th> <th>dB</th> <th>dBuV</th> <th>dB/m</th> <th>dB</th> <th>cm</th> <th>deg</th> </tr> </thead> <tbody> <tr> <td>1</td> <td>5458.84</td> <td>42.88</td> <td>54.00</td> <td>-11.12</td> <td>29.11</td> <td>34.81</td> <td>11.12</td> <td>32.16</td> <td>218</td> <td>293</td> <td>AVERAGE</td> </tr> </tbody> </table>	Limit	Read	Ant	Cable	Preamp	APos	TPos	Remark	Freq	Level	Line Margin	Level Factor	Loss Factor				MHz	dBuV/m	dBuV/m	dB	dBuV	dB/m	dB	cm	deg	1	5458.84	42.88	54.00	-11.12	29.11	34.81	11.12	32.16	218	293	AVERAGE	<table border="1"> <thead> <tr> <th>Limit</th> <th>Read</th> <th>Ant</th> <th>Cable</th> <th>Preamp</th> <th>APos</th> <th>TPos</th> <th>Remark</th> </tr> <tr> <th>Freq</th> <th>Level</th> <th>Line Margin</th> <th>Level Factor</th> <th>Loss Factor</th> <th></th> <th></th> <th></th> </tr> <tr> <th>MHz</th> <th>dBuV/m</th> <th>dBuV/m</th> <th>dB</th> <th>dBuV</th> <th>dB/m</th> <th>dB</th> <th>cm</th> <th>deg</th> </tr> </thead> <tbody> <tr> <td>1</td> <td>5500.00</td> <td>90.29</td> <td>-----</td> <td>-----</td> <td>76.43</td> <td>34.80</td> <td>11.27</td> <td>32.21</td> <td>218</td> <td>293</td> <td>AVERAGE</td> </tr> </tbody> </table>	Limit	Read	Ant	Cable	Preamp	APos	TPos	Remark	Freq	Level	Line Margin	Level Factor	Loss Factor				MHz	dBuV/m	dBuV/m	dB	dBuV	dB/m	dB	cm	deg	1	5500.00	90.29	-----	-----	76.43	34.80	11.27	32.21	218	293	AVERAGE												
Limit	Read	Ant	Cable	Preamp	APos	TPos	Remark																																																																																	
Freq	Level	Line Margin	Level Factor	Loss Factor																																																																																				
MHz	dBuV/m	dBuV/m	dB	dBuV	dB/m	dB	cm	deg																																																																																
1	5458.84	42.88	54.00	-11.12	29.11	34.81	11.12	32.16	218	293	AVERAGE																																																																													
Limit	Read	Ant	Cable	Preamp	APos	TPos	Remark																																																																																	
Freq	Level	Line Margin	Level Factor	Loss Factor																																																																																				
MHz	dBuV/m	dBuV/m	dB	dBuV	dB/m	dB	cm	deg																																																																																
1	5500.00	90.29	-----	-----	76.43	34.80	11.27	32.21	218	293	AVERAGE																																																																													



	16																																																																																					
Mode	Band Edge																																																																																					
	U-NII-2C_5.47-5.725_802.11n HT20_CH100-5500MHz																																																																																					
ANT	22																																																																																					
Pol.	Vertical	Fundamental																																																																																				
Peak	 <p>Date: 2023-08-08</p> <table border="1"> <thead> <tr> <th>Limit</th> <th>Read</th> <th>Ant</th> <th>Cable</th> <th>Preamp</th> <th>APos</th> <th>TPos</th> <th>Remark</th> </tr> <tr> <th>Freq</th> <th>Level</th> <th>Line Margin</th> <th>Level</th> <th>Factor</th> <th>Loss Factor</th> <th></th> <th></th> </tr> <tr> <th>MHz</th> <th>dBuV/m</th> <th>dBuV/m</th> <th>dB</th> <th>dBuV</th> <th>dB/m</th> <th>dB</th> <th>cm</th> </tr> </thead> <tbody> <tr> <td>1</td> <td>5458.98</td> <td>53.03</td> <td>74.00</td> <td>-20.97</td> <td>39.26</td> <td>34.81</td> <td>11.12</td> <td>32.16</td> <td>300</td> <td>273</td> <td>PEAK</td> </tr> <tr> <td>2</td> <td>5469.28</td> <td>54.00</td> <td>68.30</td> <td>-14.30</td> <td>40.21</td> <td>34.81</td> <td>11.16</td> <td>32.18</td> <td>300</td> <td>273</td> <td>PEAK</td> </tr> </tbody> </table>	Limit	Read	Ant	Cable	Preamp	APos	TPos	Remark	Freq	Level	Line Margin	Level	Factor	Loss Factor			MHz	dBuV/m	dBuV/m	dB	dBuV	dB/m	dB	cm	1	5458.98	53.03	74.00	-20.97	39.26	34.81	11.12	32.16	300	273	PEAK	2	5469.28	54.00	68.30	-14.30	40.21	34.81	11.16	32.18	300	273	PEAK	 <p>Date: 2023-08-08</p> <table border="1"> <thead> <tr> <th>Limit</th> <th>Read</th> <th>Ant</th> <th>Cable</th> <th>Preamp</th> <th>APos</th> <th>TPos</th> <th>Remark</th> </tr> <tr> <th>Freq</th> <th>Level</th> <th>Line Margin</th> <th>Level</th> <th>Factor</th> <th>Loss Factor</th> <th></th> <th></th> </tr> <tr> <th>MHz</th> <th>dBuV/m</th> <th>dBuV/m</th> <th>dB</th> <th>dBuV</th> <th>dB/m</th> <th>dB</th> <th>cm</th> </tr> </thead> <tbody> <tr> <td>1</td> <td>5500.00</td> <td>97.36</td> <td>-----</td> <td>-----</td> <td>83.50</td> <td>34.80</td> <td>11.27</td> <td>32.21</td> <td>300</td> <td>273</td> <td>PEAK</td> </tr> </tbody> </table>	Limit	Read	Ant	Cable	Preamp	APos	TPos	Remark	Freq	Level	Line Margin	Level	Factor	Loss Factor			MHz	dBuV/m	dBuV/m	dB	dBuV	dB/m	dB	cm	1	5500.00	97.36	-----	-----	83.50	34.80	11.27	32.21	300	273	PEAK
	Limit	Read	Ant	Cable	Preamp	APos	TPos	Remark																																																																														
Freq	Level	Line Margin	Level	Factor	Loss Factor																																																																																	
MHz	dBuV/m	dBuV/m	dB	dBuV	dB/m	dB	cm																																																																															
1	5458.98	53.03	74.00	-20.97	39.26	34.81	11.12	32.16	300	273	PEAK																																																																											
2	5469.28	54.00	68.30	-14.30	40.21	34.81	11.16	32.18	300	273	PEAK																																																																											
Limit	Read	Ant	Cable	Preamp	APos	TPos	Remark																																																																															
Freq	Level	Line Margin	Level	Factor	Loss Factor																																																																																	
MHz	dBuV/m	dBuV/m	dB	dBuV	dB/m	dB	cm																																																																															
1	5500.00	97.36	-----	-----	83.50	34.80	11.27	32.21	300	273	PEAK																																																																											
Avg	 <p>Date: 2023-08-08</p> <table border="1"> <thead> <tr> <th>Limit</th> <th>Read</th> <th>Ant</th> <th>Cable</th> <th>Preamp</th> <th>APos</th> <th>TPos</th> <th>Remark</th> </tr> <tr> <th>Freq</th> <th>Level</th> <th>Line Margin</th> <th>Level</th> <th>Factor</th> <th>Loss Factor</th> <th></th> <th></th> </tr> <tr> <th>MHz</th> <th>dBuV/m</th> <th>dBuV/m</th> <th>dB</th> <th>dBuV</th> <th>dB/m</th> <th>dB</th> <th>cm</th> </tr> </thead> <tbody> <tr> <td>1</td> <td>5415.63</td> <td>42.94</td> <td>54.00</td> <td>-11.06</td> <td>29.29</td> <td>34.82</td> <td>10.94</td> <td>32.11</td> <td>300</td> <td>273</td> <td>AVERAGE</td> </tr> </tbody> </table>	Limit	Read	Ant	Cable	Preamp	APos	TPos	Remark	Freq	Level	Line Margin	Level	Factor	Loss Factor			MHz	dBuV/m	dBuV/m	dB	dBuV	dB/m	dB	cm	1	5415.63	42.94	54.00	-11.06	29.29	34.82	10.94	32.11	300	273	AVERAGE	 <p>Date: 2023-08-08</p> <table border="1"> <thead> <tr> <th>Limit</th> <th>Read</th> <th>Ant</th> <th>Cable</th> <th>Preamp</th> <th>APos</th> <th>TPos</th> <th>Remark</th> </tr> <tr> <th>Freq</th> <th>Level</th> <th>Line Margin</th> <th>Level</th> <th>Factor</th> <th>Loss Factor</th> <th></th> <th></th> </tr> <tr> <th>MHz</th> <th>dBuV/m</th> <th>dBuV/m</th> <th>dB</th> <th>dBuV</th> <th>dB/m</th> <th>dB</th> <th>cm</th> </tr> </thead> <tbody> <tr> <td>1</td> <td>5500.00</td> <td>90.01</td> <td>-----</td> <td>-----</td> <td>76.15</td> <td>34.80</td> <td>11.27</td> <td>32.21</td> <td>300</td> <td>273</td> <td>AVERAGE</td> </tr> </tbody> </table>	Limit	Read	Ant	Cable	Preamp	APos	TPos	Remark	Freq	Level	Line Margin	Level	Factor	Loss Factor			MHz	dBuV/m	dBuV/m	dB	dBuV	dB/m	dB	cm	1	5500.00	90.01	-----	-----	76.15	34.80	11.27	32.21	300	273	AVERAGE												
	Limit	Read	Ant	Cable	Preamp	APos	TPos	Remark																																																																														
Freq	Level	Line Margin	Level	Factor	Loss Factor																																																																																	
MHz	dBuV/m	dBuV/m	dB	dBuV	dB/m	dB	cm																																																																															
1	5415.63	42.94	54.00	-11.06	29.29	34.82	10.94	32.11	300	273	AVERAGE																																																																											
Limit	Read	Ant	Cable	Preamp	APos	TPos	Remark																																																																															
Freq	Level	Line Margin	Level	Factor	Loss Factor																																																																																	
MHz	dBuV/m	dBuV/m	dB	dBuV	dB/m	dB	cm																																																																															
1	5500.00	90.01	-----	-----	76.15	34.80	11.27	32.21	300	273	AVERAGE																																																																											



Mode	16																																																																																																			
	Harmonic																																																																																																			
	U-NII-2C_5.47-5.725_802.11n HT20_CH100-5500MHz																																																																																																			
ANT	22																																																																																																			
Pol.	Horizontal	Vertical																																																																																																		
Peak Avg	<table border="1"> <thead> <tr> <th>Limit</th> <th>Read</th> <th>Ant</th> <th>Cable</th> <th>Preamp</th> <th>APos</th> <th>TPos</th> <th>Remark</th> </tr> <tr> <th>Freq</th> <th>Level</th> <th>Line Margin</th> <th>Level</th> <th>Factor</th> <th>Loss Factor</th> <th></th> <th></th> </tr> <tr> <th>MHz</th> <th>dBuV/m</th> <th>dBuV/m</th> <th>dB</th> <th>dBuV</th> <th>dB/m</th> <th>dB</th> <th>cm</th> <th>deg</th> </tr> </thead> <tbody> <tr> <td>1</td> <td>11000.00</td> <td>49.18</td> <td>74.00</td> <td>-24.82</td> <td>46.04</td> <td>39.40</td> <td>14.54</td> <td>50.80</td> <td>--</td> <td>--</td> <td>Peak</td> </tr> <tr> <td>2</td> <td>16500.00</td> <td>51.15</td> <td>68.30</td> <td>-17.15</td> <td>43.19</td> <td>42.40</td> <td>17.36</td> <td>51.80</td> <td>--</td> <td>--</td> <td>Peak</td> </tr> </tbody> </table>	Limit	Read	Ant	Cable	Preamp	APos	TPos	Remark	Freq	Level	Line Margin	Level	Factor	Loss Factor			MHz	dBuV/m	dBuV/m	dB	dBuV	dB/m	dB	cm	deg	1	11000.00	49.18	74.00	-24.82	46.04	39.40	14.54	50.80	--	--	Peak	2	16500.00	51.15	68.30	-17.15	43.19	42.40	17.36	51.80	--	--	Peak	<table border="1"> <thead> <tr> <th>Limit</th> <th>Read</th> <th>Ant</th> <th>Cable</th> <th>Preamp</th> <th>APos</th> <th>TPos</th> <th>Remark</th> </tr> <tr> <th>Freq</th> <th>Level</th> <th>Line Margin</th> <th>Level</th> <th>Factor</th> <th>Loss Factor</th> <th></th> <th></th> </tr> <tr> <th>MHz</th> <th>dBuV/m</th> <th>dBuV/m</th> <th>dB</th> <th>dBuV</th> <th>dB/m</th> <th>dB</th> <th>cm</th> <th>deg</th> </tr> </thead> <tbody> <tr> <td>1</td> <td>11000.00</td> <td>49.42</td> <td>74.00</td> <td>-24.58</td> <td>46.28</td> <td>39.40</td> <td>14.54</td> <td>50.80</td> <td>--</td> <td>--</td> <td>Peak</td> </tr> <tr> <td>2</td> <td>16500.00</td> <td>51.22</td> <td>68.30</td> <td>-17.08</td> <td>43.26</td> <td>42.40</td> <td>17.36</td> <td>51.80</td> <td>--</td> <td>--</td> <td>Peak</td> </tr> </tbody> </table>	Limit	Read	Ant	Cable	Preamp	APos	TPos	Remark	Freq	Level	Line Margin	Level	Factor	Loss Factor			MHz	dBuV/m	dBuV/m	dB	dBuV	dB/m	dB	cm	deg	1	11000.00	49.42	74.00	-24.58	46.28	39.40	14.54	50.80	--	--	Peak	2	16500.00	51.22	68.30	-17.08	43.26	42.40	17.36	51.80	--	--	Peak
	Limit	Read	Ant	Cable	Preamp	APos	TPos	Remark																																																																																												
Freq	Level	Line Margin	Level	Factor	Loss Factor																																																																																															
MHz	dBuV/m	dBuV/m	dB	dBuV	dB/m	dB	cm	deg																																																																																												
1	11000.00	49.18	74.00	-24.82	46.04	39.40	14.54	50.80	--	--	Peak																																																																																									
2	16500.00	51.15	68.30	-17.15	43.19	42.40	17.36	51.80	--	--	Peak																																																																																									
Limit	Read	Ant	Cable	Preamp	APos	TPos	Remark																																																																																													
Freq	Level	Line Margin	Level	Factor	Loss Factor																																																																																															
MHz	dBuV/m	dBuV/m	dB	dBuV	dB/m	dB	cm	deg																																																																																												
1	11000.00	49.42	74.00	-24.58	46.28	39.40	14.54	50.80	--	--	Peak																																																																																									
2	16500.00	51.22	68.30	-17.08	43.26	42.40	17.36	51.80	--	--	Peak																																																																																									



Mode	17																																																																																																			
	Harmonic																																																																																																			
	U-NII-2C_5.47-5.725_802.11n HT20_CH116-5580MHz																																																																																																			
ANT	22																																																																																																			
Pol.	Horizontal	Vertical																																																																																																		
Peak Avg	<table border="1"> <thead> <tr> <th>Limit</th> <th>Read</th> <th>Ant</th> <th>Cable</th> <th>Preamp</th> <th>APos</th> <th>TPos</th> <th>Remark</th> </tr> <tr> <th>Freq</th> <th>Level</th> <th>Line Margin</th> <th>Level</th> <th>Factor</th> <th>Loss Factor</th> <th></th> <th></th> </tr> <tr> <th>MHz</th> <th>dBuV/m</th> <th>dBuV/m</th> <th>dB</th> <th>dBuV</th> <th>dB/m</th> <th>dB</th> <th>cm</th> <th>deg</th> </tr> </thead> <tbody> <tr> <td>1</td> <td>11160.00</td> <td>49.63</td> <td>74.00</td> <td>-24.37</td> <td>46.23</td> <td>39.53</td> <td>14.64</td> <td>50.77</td> <td>--</td> <td>--</td> <td>Peak</td> </tr> <tr> <td>2</td> <td>16740.00</td> <td>50.10</td> <td>68.30</td> <td>-18.20</td> <td>41.97</td> <td>42.45</td> <td>17.43</td> <td>51.75</td> <td>--</td> <td>--</td> <td>Peak</td> </tr> </tbody> </table>	Limit	Read	Ant	Cable	Preamp	APos	TPos	Remark	Freq	Level	Line Margin	Level	Factor	Loss Factor			MHz	dBuV/m	dBuV/m	dB	dBuV	dB/m	dB	cm	deg	1	11160.00	49.63	74.00	-24.37	46.23	39.53	14.64	50.77	--	--	Peak	2	16740.00	50.10	68.30	-18.20	41.97	42.45	17.43	51.75	--	--	Peak	<table border="1"> <thead> <tr> <th>Limit</th> <th>Read</th> <th>Ant</th> <th>Cable</th> <th>Preamp</th> <th>APos</th> <th>TPos</th> <th>Remark</th> </tr> <tr> <th>Freq</th> <th>Level</th> <th>Line Margin</th> <th>Level</th> <th>Factor</th> <th>Loss Factor</th> <th></th> <th></th> </tr> <tr> <th>MHz</th> <th>dBuV/m</th> <th>dBuV/m</th> <th>dB</th> <th>dBuV</th> <th>dB/m</th> <th>dB</th> <th>cm</th> <th>deg</th> </tr> </thead> <tbody> <tr> <td>1</td> <td>11160.00</td> <td>48.82</td> <td>74.00</td> <td>-25.18</td> <td>45.42</td> <td>39.53</td> <td>14.64</td> <td>50.77</td> <td>--</td> <td>--</td> <td>Peak</td> </tr> <tr> <td>2</td> <td>16740.00</td> <td>50.02</td> <td>68.30</td> <td>-18.28</td> <td>41.89</td> <td>42.45</td> <td>17.43</td> <td>51.75</td> <td>--</td> <td>--</td> <td>Peak</td> </tr> </tbody> </table>	Limit	Read	Ant	Cable	Preamp	APos	TPos	Remark	Freq	Level	Line Margin	Level	Factor	Loss Factor			MHz	dBuV/m	dBuV/m	dB	dBuV	dB/m	dB	cm	deg	1	11160.00	48.82	74.00	-25.18	45.42	39.53	14.64	50.77	--	--	Peak	2	16740.00	50.02	68.30	-18.28	41.89	42.45	17.43	51.75	--	--	Peak
	Limit	Read	Ant	Cable	Preamp	APos	TPos	Remark																																																																																												
Freq	Level	Line Margin	Level	Factor	Loss Factor																																																																																															
MHz	dBuV/m	dBuV/m	dB	dBuV	dB/m	dB	cm	deg																																																																																												
1	11160.00	49.63	74.00	-24.37	46.23	39.53	14.64	50.77	--	--	Peak																																																																																									
2	16740.00	50.10	68.30	-18.20	41.97	42.45	17.43	51.75	--	--	Peak																																																																																									
Limit	Read	Ant	Cable	Preamp	APos	TPos	Remark																																																																																													
Freq	Level	Line Margin	Level	Factor	Loss Factor																																																																																															
MHz	dBuV/m	dBuV/m	dB	dBuV	dB/m	dB	cm	deg																																																																																												
1	11160.00	48.82	74.00	-25.18	45.42	39.53	14.64	50.77	--	--	Peak																																																																																									
2	16740.00	50.02	68.30	-18.28	41.89	42.45	17.43	51.75	--	--	Peak																																																																																									



	18																																																																							
Mode	Band Edge																																																																							
	U-NII-2C_5.47-5.725_802.11n HT20_CH140-5700MHz																																																																							
ANT	22																																																																							
Pol.	Horizontal	Fundamental																																																																						
Peak	<table border="1"> <thead> <tr> <th>Limit</th> <th>Read</th> <th>Ant</th> <th>Cable</th> <th>Preamp</th> <th>APos</th> <th>TPos</th> <th>Remark</th> </tr> <tr> <th>Freq</th> <th>Level</th> <th>Line Margin</th> <th>Level Factor</th> <th>Loss Factor</th> <th></th> <th></th> <th></th> </tr> <tr> <th>MHz</th> <th>dBuV/m</th> <th>dBuV/m</th> <th>dB</th> <th>dBuV</th> <th>dB/m</th> <th>dB</th> <th>cm</th> <th>deg</th> </tr> </thead> <tbody> <tr> <td>1 5752.75</td> <td>53.99</td> <td>68.30</td> <td>-14.31</td> <td>39.61</td> <td>35.15</td> <td>11.64</td> <td>32.41</td> <td>100</td> <td>299 PEAK</td> </tr> </tbody> </table>	Limit	Read	Ant	Cable	Preamp	APos	TPos	Remark	Freq	Level	Line Margin	Level Factor	Loss Factor				MHz	dBuV/m	dBuV/m	dB	dBuV	dB/m	dB	cm	deg	1 5752.75	53.99	68.30	-14.31	39.61	35.15	11.64	32.41	100	299 PEAK	<table border="1"> <thead> <tr> <th>Limit</th> <th>Read</th> <th>Ant</th> <th>Cable</th> <th>Preamp</th> <th>APos</th> <th>TPos</th> <th>Remark</th> </tr> <tr> <th>Freq</th> <th>Level</th> <th>Line Margin</th> <th>Level Factor</th> <th>Loss Factor</th> <th></th> <th></th> <th></th> </tr> <tr> <th>MHz</th> <th>dBuV/m</th> <th>dBuV/m</th> <th>dB</th> <th>dBuV</th> <th>dB/m</th> <th>dB</th> <th>cm</th> <th>deg</th> </tr> </thead> <tbody> <tr> <td>1 5700.00</td> <td>96.96</td> <td>-----</td> <td>-----</td> <td>82.57</td> <td>35.08</td> <td>11.67</td> <td>32.36</td> <td>100</td> <td>299 PEAK</td> </tr> </tbody> </table>	Limit	Read	Ant	Cable	Preamp	APos	TPos	Remark	Freq	Level	Line Margin	Level Factor	Loss Factor				MHz	dBuV/m	dBuV/m	dB	dBuV	dB/m	dB	cm	deg	1 5700.00	96.96	-----	-----	82.57	35.08	11.67	32.36	100	299 PEAK
	Limit	Read	Ant	Cable	Preamp	APos	TPos	Remark																																																																
Freq	Level	Line Margin	Level Factor	Loss Factor																																																																				
MHz	dBuV/m	dBuV/m	dB	dBuV	dB/m	dB	cm	deg																																																																
1 5752.75	53.99	68.30	-14.31	39.61	35.15	11.64	32.41	100	299 PEAK																																																															
Limit	Read	Ant	Cable	Preamp	APos	TPos	Remark																																																																	
Freq	Level	Line Margin	Level Factor	Loss Factor																																																																				
MHz	dBuV/m	dBuV/m	dB	dBuV	dB/m	dB	cm	deg																																																																
1 5700.00	96.96	-----	-----	82.57	35.08	11.67	32.36	100	299 PEAK																																																															
Avg	Blank	<table border="1"> <thead> <tr> <th>Limit</th> <th>Read</th> <th>Ant</th> <th>Cable</th> <th>Preamp</th> <th>APos</th> <th>TPos</th> <th>Remark</th> </tr> <tr> <th>Freq</th> <th>Level</th> <th>Line Margin</th> <th>Level Factor</th> <th>Loss Factor</th> <th></th> <th></th> <th></th> </tr> <tr> <th>MHz</th> <th>dBuV/m</th> <th>dBuV/m</th> <th>dB</th> <th>dBuV</th> <th>dB/m</th> <th>dB</th> <th>cm</th> <th>deg</th> </tr> </thead> <tbody> <tr> <td>1 5700.00</td> <td>90.66</td> <td>-----</td> <td>-----</td> <td>76.29</td> <td>35.08</td> <td>11.66</td> <td>32.37</td> <td>100</td> <td>299 AVERAGE</td> </tr> </tbody> </table>	Limit	Read	Ant	Cable	Preamp	APos	TPos	Remark	Freq	Level	Line Margin	Level Factor	Loss Factor				MHz	dBuV/m	dBuV/m	dB	dBuV	dB/m	dB	cm	deg	1 5700.00	90.66	-----	-----	76.29	35.08	11.66	32.37	100	299 AVERAGE																																			
Limit	Read	Ant	Cable	Preamp	APos	TPos	Remark																																																																	
Freq	Level	Line Margin	Level Factor	Loss Factor																																																																				
MHz	dBuV/m	dBuV/m	dB	dBuV	dB/m	dB	cm	deg																																																																
1 5700.00	90.66	-----	-----	76.29	35.08	11.66	32.37	100	299 AVERAGE																																																															



	18																																																																							
Mode	Band Edge																																																																							
	U-NII-2C_5.47-5.725_802.11n HT20_CH140-5700MHz																																																																							
ANT	22																																																																							
Pol.	Vertical	Fundamental																																																																						
Peak	<p style="text-align: right;">Date: 2023-08-08</p> <table border="1"> <thead> <tr> <th>Limit</th> <th>Read</th> <th>Ant</th> <th>Cable</th> <th>Preamp</th> <th>APos</th> <th>TPos</th> <th>Remark</th> </tr> <tr> <th>Freq</th> <th>Level</th> <th>Line Margin</th> <th>Level Factor</th> <th>Loss Factor</th> <th></th> <th></th> <th></th> </tr> <tr> <th>MHz</th> <th>dBuV/m</th> <th>dBuV/m</th> <th>dB</th> <th>dBuV</th> <th>dB/m</th> <th>dB</th> <th>cm</th> <th>deg</th> </tr> </thead> <tbody> <tr> <td>1 5748.59</td> <td>53.51</td> <td>68.30</td> <td>-14.79</td> <td>39.12</td> <td>35.15</td> <td>11.64</td> <td>32.40</td> <td>189</td> <td>269 PEAK</td> </tr> </tbody> </table>	Limit	Read	Ant	Cable	Preamp	APos	TPos	Remark	Freq	Level	Line Margin	Level Factor	Loss Factor				MHz	dBuV/m	dBuV/m	dB	dBuV	dB/m	dB	cm	deg	1 5748.59	53.51	68.30	-14.79	39.12	35.15	11.64	32.40	189	269 PEAK	<p style="text-align: right;">Date: 2023-08-08</p> <table border="1"> <thead> <tr> <th>Limit</th> <th>Read</th> <th>Ant</th> <th>Cable</th> <th>Preamp</th> <th>APos</th> <th>TPos</th> <th>Remark</th> </tr> <tr> <th>Freq</th> <th>Level</th> <th>Line Margin</th> <th>Level Factor</th> <th>Loss Factor</th> <th></th> <th></th> <th></th> </tr> <tr> <th>MHz</th> <th>dBuV/m</th> <th>dBuV/m</th> <th>dB</th> <th>dBuV</th> <th>dB/m</th> <th>dB</th> <th>cm</th> <th>deg</th> </tr> </thead> <tbody> <tr> <td>1 5700.00</td> <td>96.28</td> <td>-----</td> <td>-----</td> <td>81.91</td> <td>35.08</td> <td>11.66</td> <td>32.37</td> <td>189</td> <td>269 PEAK</td> </tr> </tbody> </table>	Limit	Read	Ant	Cable	Preamp	APos	TPos	Remark	Freq	Level	Line Margin	Level Factor	Loss Factor				MHz	dBuV/m	dBuV/m	dB	dBuV	dB/m	dB	cm	deg	1 5700.00	96.28	-----	-----	81.91	35.08	11.66	32.37	189	269 PEAK
Limit	Read	Ant	Cable	Preamp	APos	TPos	Remark																																																																	
Freq	Level	Line Margin	Level Factor	Loss Factor																																																																				
MHz	dBuV/m	dBuV/m	dB	dBuV	dB/m	dB	cm	deg																																																																
1 5748.59	53.51	68.30	-14.79	39.12	35.15	11.64	32.40	189	269 PEAK																																																															
Limit	Read	Ant	Cable	Preamp	APos	TPos	Remark																																																																	
Freq	Level	Line Margin	Level Factor	Loss Factor																																																																				
MHz	dBuV/m	dBuV/m	dB	dBuV	dB/m	dB	cm	deg																																																																
1 5700.00	96.28	-----	-----	81.91	35.08	11.66	32.37	189	269 PEAK																																																															
Avg	Blank	<p style="text-align: right;">Date: 2023-08-08</p> <table border="1"> <thead> <tr> <th>Limit</th> <th>Read</th> <th>Ant</th> <th>Cable</th> <th>Preamp</th> <th>APos</th> <th>TPos</th> <th>Remark</th> </tr> <tr> <th>Freq</th> <th>Level</th> <th>Line Margin</th> <th>Level Factor</th> <th>Loss Factor</th> <th></th> <th></th> <th></th> </tr> <tr> <th>MHz</th> <th>dBuV/m</th> <th>dBuV/m</th> <th>dB</th> <th>dBuV</th> <th>dB/m</th> <th>dB</th> <th>cm</th> <th>deg</th> </tr> </thead> <tbody> <tr> <td>1 5700.00</td> <td>89.07</td> <td>-----</td> <td>-----</td> <td>74.69</td> <td>35.07</td> <td>11.67</td> <td>32.36</td> <td>189</td> <td>269 AVERAGE</td> </tr> </tbody> </table>	Limit	Read	Ant	Cable	Preamp	APos	TPos	Remark	Freq	Level	Line Margin	Level Factor	Loss Factor				MHz	dBuV/m	dBuV/m	dB	dBuV	dB/m	dB	cm	deg	1 5700.00	89.07	-----	-----	74.69	35.07	11.67	32.36	189	269 AVERAGE																																			
Limit	Read	Ant	Cable	Preamp	APos	TPos	Remark																																																																	
Freq	Level	Line Margin	Level Factor	Loss Factor																																																																				
MHz	dBuV/m	dBuV/m	dB	dBuV	dB/m	dB	cm	deg																																																																
1 5700.00	89.07	-----	-----	74.69	35.07	11.67	32.36	189	269 AVERAGE																																																															



Mode	18																																																																																																
	Harmonic																																																																																																
	U-NII-2C_5.47-5.725_802.11n HT20_CH140-5700MHz																																																																																																
ANT	22																																																																																																
Pol.	Horizontal	Vertical																																																																																															
Peak Avg																																																																																																	
	<table border="1"> <thead> <tr> <th></th> <th>Limit</th> <th>Read</th> <th>Ant</th> <th>Cable</th> <th>Preamp</th> <th>Apos</th> <th>TPos</th> <th></th> </tr> <tr> <th>Freq</th> <th>Level</th> <th>Line Margin</th> <th>Level</th> <th>Factor</th> <th>Loss Factor</th> <th></th> <th></th> <th>Remark</th> </tr> <tr> <th>MHz</th> <th>dBuV/m</th> <th>dBuV/m</th> <th>dB</th> <th>dBuV</th> <th>dB/m</th> <th>dB</th> <th>dB</th> <th>cm</th> <th>deg</th> </tr> </thead> <tbody> <tr> <td>1 11400.00</td> <td>49.71</td> <td>74.00</td> <td>-24.29</td> <td>45.93</td> <td>39.72</td> <td>14.78</td> <td>50.72</td> <td>--</td> <td>-- Peak</td> </tr> <tr> <td>2 17100.00</td> <td>51.63</td> <td>68.30</td> <td>-16.67</td> <td>43.44</td> <td>42.46</td> <td>17.53</td> <td>51.80</td> <td>--</td> <td>-- Peak</td> </tr> </tbody> </table>		Limit	Read	Ant	Cable	Preamp	Apos	TPos		Freq	Level	Line Margin	Level	Factor	Loss Factor			Remark	MHz	dBuV/m	dBuV/m	dB	dBuV	dB/m	dB	dB	cm	deg	1 11400.00	49.71	74.00	-24.29	45.93	39.72	14.78	50.72	--	-- Peak	2 17100.00	51.63	68.30	-16.67	43.44	42.46	17.53	51.80	--	-- Peak	<table border="1"> <thead> <tr> <th></th> <th>Limit</th> <th>Read</th> <th>Ant</th> <th>Cable</th> <th>Preamp</th> <th>Apos</th> <th>TPos</th> <th></th> </tr> <tr> <th>Freq</th> <th>Level</th> <th>Line Margin</th> <th>Level</th> <th>Factor</th> <th>Loss Factor</th> <th></th> <th></th> <th>Remark</th> </tr> <tr> <th>MHz</th> <th>dBuV/m</th> <th>dBuV/m</th> <th>dB</th> <th>dBuV</th> <th>dB/m</th> <th>dB</th> <th>dB</th> <th>cm</th> <th>deg</th> </tr> </thead> <tbody> <tr> <td>1 11400.00</td> <td>50.11</td> <td>74.00</td> <td>-23.89</td> <td>46.33</td> <td>39.72</td> <td>14.78</td> <td>50.72</td> <td>--</td> <td>-- Peak</td> </tr> <tr> <td>2 17100.00</td> <td>50.84</td> <td>68.30</td> <td>-17.46</td> <td>42.65</td> <td>42.46</td> <td>17.53</td> <td>51.80</td> <td>--</td> <td>-- Peak</td> </tr> </tbody> </table>		Limit	Read	Ant	Cable	Preamp	Apos	TPos		Freq	Level	Line Margin	Level	Factor	Loss Factor			Remark	MHz	dBuV/m	dBuV/m	dB	dBuV	dB/m	dB	dB	cm	deg	1 11400.00	50.11	74.00	-23.89	46.33	39.72	14.78	50.72	--	-- Peak	2 17100.00	50.84	68.30	-17.46	42.65	42.46	17.53	51.80	--
	Limit	Read	Ant	Cable	Preamp	Apos	TPos																																																																																										
Freq	Level	Line Margin	Level	Factor	Loss Factor			Remark																																																																																									
MHz	dBuV/m	dBuV/m	dB	dBuV	dB/m	dB	dB	cm	deg																																																																																								
1 11400.00	49.71	74.00	-24.29	45.93	39.72	14.78	50.72	--	-- Peak																																																																																								
2 17100.00	51.63	68.30	-16.67	43.44	42.46	17.53	51.80	--	-- Peak																																																																																								
	Limit	Read	Ant	Cable	Preamp	Apos	TPos																																																																																										
Freq	Level	Line Margin	Level	Factor	Loss Factor			Remark																																																																																									
MHz	dBuV/m	dBuV/m	dB	dBuV	dB/m	dB	dB	cm	deg																																																																																								
1 11400.00	50.11	74.00	-23.89	46.33	39.72	14.78	50.72	--	-- Peak																																																																																								
2 17100.00	50.84	68.30	-17.46	42.65	42.46	17.53	51.80	--	-- Peak																																																																																								



	19																																																																					
Mode	Band Edge - L																																																																					
	U-NII-1_5.15-5.25_802.11n HT40_CH38-5190MHz																																																																					
ANT	22																																																																					
Pol.	Horizontal	Fundamental																																																																				
Peak	<table border="1"> <thead> <tr> <th>Limit</th> <th>Read</th> <th>Ant</th> <th>Cable</th> <th>Preamp</th> <th>APos</th> <th>TPos</th> <th>Remark</th> </tr> <tr> <th>Freq</th> <th>Level</th> <th>Line Margin</th> <th>Level Factor</th> <th>Loss Factor</th> <th></th> <th></th> <th></th> </tr> <tr> <th>MHz</th> <th>dBuV/m</th> <th>dBuV/m</th> <th>dB</th> <th>dBuV</th> <th>dB/m</th> <th>dB</th> <th>cm</th> <th>deg</th> </tr> </thead> <tbody> <tr> <td>1 5149.44</td> <td>61.58</td> <td>74.00</td> <td>-12.42</td> <td>47.40</td> <td>34.87</td> <td>11.09</td> <td>31.78</td> <td>229 292 PEAK</td> </tr> </tbody> </table>	Limit	Read	Ant	Cable	Preamp	APos	TPos	Remark	Freq	Level	Line Margin	Level Factor	Loss Factor				MHz	dBuV/m	dBuV/m	dB	dBuV	dB/m	dB	cm	deg	1 5149.44	61.58	74.00	-12.42	47.40	34.87	11.09	31.78	229 292 PEAK	<table border="1"> <thead> <tr> <th>Limit</th> <th>Read</th> <th>Ant</th> <th>Cable</th> <th>Preamp</th> <th>APos</th> <th>TPos</th> <th>Remark</th> </tr> <tr> <th>Freq</th> <th>Level</th> <th>Line Margin</th> <th>Level Factor</th> <th>Loss Factor</th> <th></th> <th></th> <th></th> </tr> <tr> <th>MHz</th> <th>dBuV/m</th> <th>dBuV/m</th> <th>dB</th> <th>dBuV</th> <th>dB/m</th> <th>dB</th> <th>cm</th> <th>deg</th> </tr> </thead> <tbody> <tr> <td>1 5190.00</td> <td>97.08</td> <td>-----</td> <td>-----</td> <td>82.99</td> <td>34.86</td> <td>11.06</td> <td>31.83</td> <td>229 292 PEAK</td> </tr> </tbody> </table>	Limit	Read	Ant	Cable	Preamp	APos	TPos	Remark	Freq	Level	Line Margin	Level Factor	Loss Factor				MHz	dBuV/m	dBuV/m	dB	dBuV	dB/m	dB	cm	deg	1 5190.00	97.08	-----	-----	82.99	34.86	11.06	31.83	229 292 PEAK
Limit	Read	Ant	Cable	Preamp	APos	TPos	Remark																																																															
Freq	Level	Line Margin	Level Factor	Loss Factor																																																																		
MHz	dBuV/m	dBuV/m	dB	dBuV	dB/m	dB	cm	deg																																																														
1 5149.44	61.58	74.00	-12.42	47.40	34.87	11.09	31.78	229 292 PEAK																																																														
Limit	Read	Ant	Cable	Preamp	APos	TPos	Remark																																																															
Freq	Level	Line Margin	Level Factor	Loss Factor																																																																		
MHz	dBuV/m	dBuV/m	dB	dBuV	dB/m	dB	cm	deg																																																														
1 5190.00	97.08	-----	-----	82.99	34.86	11.06	31.83	229 292 PEAK																																																														
Avg	<table border="1"> <thead> <tr> <th>Limit</th> <th>Read</th> <th>Ant</th> <th>Cable</th> <th>Preamp</th> <th>APos</th> <th>TPos</th> <th>Remark</th> </tr> <tr> <th>Freq</th> <th>Level</th> <th>Line Margin</th> <th>Level Factor</th> <th>Loss Factor</th> <th></th> <th></th> <th></th> </tr> <tr> <th>MHz</th> <th>dBuV/m</th> <th>dBuV/m</th> <th>dB</th> <th>dBuV</th> <th>dB/m</th> <th>dB</th> <th>cm</th> <th>deg</th> </tr> </thead> <tbody> <tr> <td>1 5149.63</td> <td>47.31</td> <td>54.00</td> <td>-6.69</td> <td>33.13</td> <td>34.87</td> <td>11.09</td> <td>31.78</td> <td>229 292 AVERAGE</td> </tr> </tbody> </table>	Limit	Read	Ant	Cable	Preamp	APos	TPos	Remark	Freq	Level	Line Margin	Level Factor	Loss Factor				MHz	dBuV/m	dBuV/m	dB	dBuV	dB/m	dB	cm	deg	1 5149.63	47.31	54.00	-6.69	33.13	34.87	11.09	31.78	229 292 AVERAGE	<table border="1"> <thead> <tr> <th>Limit</th> <th>Read</th> <th>Ant</th> <th>Cable</th> <th>Preamp</th> <th>APos</th> <th>TPos</th> <th>Remark</th> </tr> <tr> <th>Freq</th> <th>Level</th> <th>Line Margin</th> <th>Level Factor</th> <th>Loss Factor</th> <th></th> <th></th> <th></th> </tr> <tr> <th>MHz</th> <th>dBuV/m</th> <th>dBuV/m</th> <th>dB</th> <th>dBuV</th> <th>dB/m</th> <th>dB</th> <th>cm</th> <th>deg</th> </tr> </thead> <tbody> <tr> <td>1 5190.00</td> <td>90.98</td> <td>-----</td> <td>-----</td> <td>76.89</td> <td>34.86</td> <td>11.06</td> <td>31.83</td> <td>229 292 AVERAGE</td> </tr> </tbody> </table>	Limit	Read	Ant	Cable	Preamp	APos	TPos	Remark	Freq	Level	Line Margin	Level Factor	Loss Factor				MHz	dBuV/m	dBuV/m	dB	dBuV	dB/m	dB	cm	deg	1 5190.00	90.98	-----	-----	76.89	34.86	11.06	31.83	229 292 AVERAGE
Limit	Read	Ant	Cable	Preamp	APos	TPos	Remark																																																															
Freq	Level	Line Margin	Level Factor	Loss Factor																																																																		
MHz	dBuV/m	dBuV/m	dB	dBuV	dB/m	dB	cm	deg																																																														
1 5149.63	47.31	54.00	-6.69	33.13	34.87	11.09	31.78	229 292 AVERAGE																																																														
Limit	Read	Ant	Cable	Preamp	APos	TPos	Remark																																																															
Freq	Level	Line Margin	Level Factor	Loss Factor																																																																		
MHz	dBuV/m	dBuV/m	dB	dBuV	dB/m	dB	cm	deg																																																														
1 5190.00	90.98	-----	-----	76.89	34.86	11.06	31.83	229 292 AVERAGE																																																														



	19																																							
Mode	Band Edge - R																																							
	U-NII-1_5.15-5.25_802.11n HT40_CH38-5190MHz																																							
ANT	22																																							
Pol.	Horizontal	Fundamental																																						
Peak	<p style="text-align: right;">Date: 2023-08-09</p> <table border="1"> <thead> <tr> <th>Limit</th> <th>Read</th> <th>Ant</th> <th>Cable</th> <th>Preamp</th> <th>APos</th> <th>TPos</th> <th>Remark</th> </tr> <tr> <th>Freq</th> <th>Level</th> <th>Line</th> <th>Margin</th> <th>Level</th> <th>Factor</th> <th>Loss</th> <th>Factor</th> </tr> <tr> <th>MHz</th> <th>dBuV/m</th> <th>dBuV/m</th> <th>dB</th> <th>dBuV</th> <th>dB/m</th> <th>dB</th> <th>dB</th> <th>cm</th> <th>deg</th> </tr> </thead> <tbody> <tr> <td>1</td> <td>5448.80</td> <td>51.88</td> <td>74.00</td> <td>-22.12</td> <td>38.15</td> <td>34.81</td> <td>11.07</td> <td>32.15</td> <td>229</td> <td>292</td> <td>PEAK</td> </tr> </tbody> </table>		Limit	Read	Ant	Cable	Preamp	APos	TPos	Remark	Freq	Level	Line	Margin	Level	Factor	Loss	Factor	MHz	dBuV/m	dBuV/m	dB	dBuV	dB/m	dB	dB	cm	deg	1	5448.80	51.88	74.00	-22.12	38.15	34.81	11.07	32.15	229	292	PEAK
	Limit	Read	Ant	Cable	Preamp	APos	TPos	Remark																																
Freq	Level	Line	Margin	Level	Factor	Loss	Factor																																	
MHz	dBuV/m	dBuV/m	dB	dBuV	dB/m	dB	dB	cm	deg																															
1	5448.80	51.88	74.00	-22.12	38.15	34.81	11.07	32.15	229	292	PEAK																													
Blank																																								
Avg	<p style="text-align: right;">Date: 2023-08-09</p> <table border="1"> <thead> <tr> <th>Limit</th> <th>Read</th> <th>Ant</th> <th>Cable</th> <th>Preamp</th> <th>APos</th> <th>TPos</th> <th>Remark</th> </tr> <tr> <th>Freq</th> <th>Level</th> <th>Line</th> <th>Margin</th> <th>Level</th> <th>Factor</th> <th>Loss</th> <th>Factor</th> </tr> <tr> <th>MHz</th> <th>dBuV/m</th> <th>dBuV/m</th> <th>dB</th> <th>dBuV</th> <th>dB/m</th> <th>dB</th> <th>dB</th> <th>cm</th> <th>deg</th> </tr> </thead> <tbody> <tr> <td>1</td> <td>5355.65</td> <td>42.93</td> <td>54.00</td> <td>-11.07</td> <td>29.20</td> <td>34.83</td> <td>10.94</td> <td>32.04</td> <td>229</td> <td>292</td> <td>AVERAGE</td> </tr> </tbody> </table>		Limit	Read	Ant	Cable	Preamp	APos	TPos	Remark	Freq	Level	Line	Margin	Level	Factor	Loss	Factor	MHz	dBuV/m	dBuV/m	dB	dBuV	dB/m	dB	dB	cm	deg	1	5355.65	42.93	54.00	-11.07	29.20	34.83	10.94	32.04	229	292	AVERAGE
	Limit	Read	Ant	Cable	Preamp	APos	TPos	Remark																																
Freq	Level	Line	Margin	Level	Factor	Loss	Factor																																	
MHz	dBuV/m	dBuV/m	dB	dBuV	dB/m	dB	dB	cm	deg																															
1	5355.65	42.93	54.00	-11.07	29.20	34.83	10.94	32.04	229	292	AVERAGE																													
Blank																																								



	19																																																																											
Mode	Band Edge - L																																																																											
	U-NII-1_5.15-5.25_802.11n HT40_CH38-5190MHz																																																																											
ANT	22																																																																											
Pol.	Vertical	Fundamental																																																																										
Peak	<table border="1" data-bbox="271 1108 734 1232"> <thead> <tr> <th>Limit</th> <th>Read</th> <th>Ant</th> <th>Cable</th> <th>Preamp</th> <th>APos</th> <th>TPos</th> <th>Remark</th> </tr> <tr> <th>Freq</th> <th>Level</th> <th>Line Margin</th> <th>Level Factor</th> <th>Loss Factor</th> <th></th> <th></th> <th></th> </tr> <tr> <th>MHz</th> <th>dBuV/m</th> <th>dBuV/m</th> <th>dB</th> <th>dBuV</th> <th>dB/m</th> <th>dB</th> <th>cm</th> <th>deg</th> </tr> </thead> <tbody> <tr> <td>1</td> <td>5149.99</td> <td>62.41</td> <td>74.00</td> <td>-11.59</td> <td>48.24</td> <td>34.87</td> <td>11.08</td> <td>31.78</td> <td>297</td> <td>270</td> <td>PEAK</td> </tr> </tbody> </table>	Limit	Read	Ant	Cable	Preamp	APos	TPos	Remark	Freq	Level	Line Margin	Level Factor	Loss Factor				MHz	dBuV/m	dBuV/m	dB	dBuV	dB/m	dB	cm	deg	1	5149.99	62.41	74.00	-11.59	48.24	34.87	11.08	31.78	297	270	PEAK	<table border="1" data-bbox="909 1108 1372 1232"> <thead> <tr> <th>Limit</th> <th>Read</th> <th>Ant</th> <th>Cable</th> <th>Preamp</th> <th>APos</th> <th>TPos</th> <th>Remark</th> </tr> <tr> <th>Freq</th> <th>Level</th> <th>Line Margin</th> <th>Level Factor</th> <th>Loss Factor</th> <th></th> <th></th> <th></th> </tr> <tr> <th>MHz</th> <th>dBuV/m</th> <th>dBuV/m</th> <th>dB</th> <th>dBuV</th> <th>dB/m</th> <th>dB</th> <th>cm</th> <th>deg</th> </tr> </thead> <tbody> <tr> <td>1</td> <td>5190.00</td> <td>97.12</td> <td>-----</td> <td>-----</td> <td>83.03</td> <td>34.86</td> <td>11.06</td> <td>31.83</td> <td>297</td> <td>270</td> <td>PEAK</td> </tr> </tbody> </table>	Limit	Read	Ant	Cable	Preamp	APos	TPos	Remark	Freq	Level	Line Margin	Level Factor	Loss Factor				MHz	dBuV/m	dBuV/m	dB	dBuV	dB/m	dB	cm	deg	1	5190.00	97.12	-----	-----	83.03	34.86	11.06	31.83	297	270	PEAK
Limit	Read	Ant	Cable	Preamp	APos	TPos	Remark																																																																					
Freq	Level	Line Margin	Level Factor	Loss Factor																																																																								
MHz	dBuV/m	dBuV/m	dB	dBuV	dB/m	dB	cm	deg																																																																				
1	5149.99	62.41	74.00	-11.59	48.24	34.87	11.08	31.78	297	270	PEAK																																																																	
Limit	Read	Ant	Cable	Preamp	APos	TPos	Remark																																																																					
Freq	Level	Line Margin	Level Factor	Loss Factor																																																																								
MHz	dBuV/m	dBuV/m	dB	dBuV	dB/m	dB	cm	deg																																																																				
1	5190.00	97.12	-----	-----	83.03	34.86	11.06	31.83	297	270	PEAK																																																																	
Avg	<table border="1" data-bbox="271 1780 734 1904"> <thead> <tr> <th>Limit</th> <th>Read</th> <th>Ant</th> <th>Cable</th> <th>Preamp</th> <th>APos</th> <th>TPos</th> <th>Remark</th> </tr> <tr> <th>Freq</th> <th>Level</th> <th>Line Margin</th> <th>Level Factor</th> <th>Loss Factor</th> <th></th> <th></th> <th></th> </tr> <tr> <th>MHz</th> <th>dBuV/m</th> <th>dBuV/m</th> <th>dB</th> <th>dBuV</th> <th>dB/m</th> <th>dB</th> <th>cm</th> <th>deg</th> </tr> </thead> <tbody> <tr> <td>1</td> <td>5149.99</td> <td>47.58</td> <td>54.00</td> <td>-6.42</td> <td>33.41</td> <td>34.87</td> <td>11.08</td> <td>31.78</td> <td>297</td> <td>270</td> <td>AVERAGE</td> </tr> </tbody> </table>	Limit	Read	Ant	Cable	Preamp	APos	TPos	Remark	Freq	Level	Line Margin	Level Factor	Loss Factor				MHz	dBuV/m	dBuV/m	dB	dBuV	dB/m	dB	cm	deg	1	5149.99	47.58	54.00	-6.42	33.41	34.87	11.08	31.78	297	270	AVERAGE	<table border="1" data-bbox="909 1780 1372 1904"> <thead> <tr> <th>Limit</th> <th>Read</th> <th>Ant</th> <th>Cable</th> <th>Preamp</th> <th>APos</th> <th>TPos</th> <th>Remark</th> </tr> <tr> <th>Freq</th> <th>Level</th> <th>Line Margin</th> <th>Level Factor</th> <th>Loss Factor</th> <th></th> <th></th> <th></th> </tr> <tr> <th>MHz</th> <th>dBuV/m</th> <th>dBuV/m</th> <th>dB</th> <th>dBuV</th> <th>dB/m</th> <th>dB</th> <th>cm</th> <th>deg</th> </tr> </thead> <tbody> <tr> <td>1</td> <td>5190.00</td> <td>90.96</td> <td>-----</td> <td>-----</td> <td>76.85</td> <td>34.86</td> <td>11.07</td> <td>31.82</td> <td>297</td> <td>270</td> <td>AVERAGE</td> </tr> </tbody> </table>	Limit	Read	Ant	Cable	Preamp	APos	TPos	Remark	Freq	Level	Line Margin	Level Factor	Loss Factor				MHz	dBuV/m	dBuV/m	dB	dBuV	dB/m	dB	cm	deg	1	5190.00	90.96	-----	-----	76.85	34.86	11.07	31.82	297	270	AVERAGE
Limit	Read	Ant	Cable	Preamp	APos	TPos	Remark																																																																					
Freq	Level	Line Margin	Level Factor	Loss Factor																																																																								
MHz	dBuV/m	dBuV/m	dB	dBuV	dB/m	dB	cm	deg																																																																				
1	5149.99	47.58	54.00	-6.42	33.41	34.87	11.08	31.78	297	270	AVERAGE																																																																	
Limit	Read	Ant	Cable	Preamp	APos	TPos	Remark																																																																					
Freq	Level	Line Margin	Level Factor	Loss Factor																																																																								
MHz	dBuV/m	dBuV/m	dB	dBuV	dB/m	dB	cm	deg																																																																				
1	5190.00	90.96	-----	-----	76.85	34.86	11.07	31.82	297	270	AVERAGE																																																																	



Mode	19																																					
	Band Edge - R																																					
	U-NII-1_5.15-5.25_802.11n HT40_CH38-5190MHz																																					
ANT	22																																					
Pol.	Vertical	Fundamental																																				
Peak																																						
	<table border="1"> <thead> <tr> <th>Limit</th> <th>Read</th> <th>Ant</th> <th>Cable</th> <th>Preamp</th> <th>APos</th> <th>TPos</th> <th>Remark</th> </tr> <tr> <th>Freq</th> <th>Level</th> <th>Line</th> <th>Margin</th> <th>Level</th> <th>Factor</th> <th>Loss</th> <th>Factor</th> </tr> <tr> <th>MHz</th> <th>dBuV/m</th> <th>dBuV/m</th> <th>dB</th> <th>dBuV</th> <th>dB/m</th> <th>dB</th> <th>cm</th> <th>deg</th> </tr> </thead> <tbody> <tr> <td>1</td> <td>5361.59</td> <td>52.91</td> <td>74.00</td> <td>-21.09</td> <td>39.19</td> <td>34.83</td> <td>10.93</td> <td>32.04</td> <td>297</td> <td>270</td> <td>PEAK</td> </tr> </tbody> </table>		Limit	Read	Ant	Cable	Preamp	APos	TPos	Remark	Freq	Level	Line	Margin	Level	Factor	Loss	Factor	MHz	dBuV/m	dBuV/m	dB	dBuV	dB/m	dB	cm	deg	1	5361.59	52.91	74.00	-21.09	39.19	34.83	10.93	32.04	297	270
Limit	Read	Ant	Cable	Preamp	APos	TPos	Remark																															
Freq	Level	Line	Margin	Level	Factor	Loss	Factor																															
MHz	dBuV/m	dBuV/m	dB	dBuV	dB/m	dB	cm	deg																														
1	5361.59	52.91	74.00	-21.09	39.19	34.83	10.93	32.04	297	270	PEAK																											
Avg																																						
	<table border="1"> <thead> <tr> <th>Limit</th> <th>Read</th> <th>Ant</th> <th>Cable</th> <th>Preamp</th> <th>APos</th> <th>TPos</th> <th>Remark</th> </tr> <tr> <th>Freq</th> <th>Level</th> <th>Line</th> <th>Margin</th> <th>Level</th> <th>Factor</th> <th>Loss</th> <th>Factor</th> </tr> <tr> <th>MHz</th> <th>dBuV/m</th> <th>dBuV/m</th> <th>dB</th> <th>dBuV</th> <th>dB/m</th> <th>dB</th> <th>cm</th> <th>deg</th> </tr> </thead> <tbody> <tr> <td>1</td> <td>5357.56</td> <td>42.93</td> <td>54.00</td> <td>-11.07</td> <td>29.20</td> <td>34.83</td> <td>10.94</td> <td>32.04</td> <td>297</td> <td>270</td> <td>AVERAGE</td> </tr> </tbody> </table>		Limit	Read	Ant	Cable	Preamp	APos	TPos	Remark	Freq	Level	Line	Margin	Level	Factor	Loss	Factor	MHz	dBuV/m	dBuV/m	dB	dBuV	dB/m	dB	cm	deg	1	5357.56	42.93	54.00	-11.07	29.20	34.83	10.94	32.04	297	270
Limit	Read	Ant	Cable	Preamp	APos	TPos	Remark																															
Freq	Level	Line	Margin	Level	Factor	Loss	Factor																															
MHz	dBuV/m	dBuV/m	dB	dBuV	dB/m	dB	cm	deg																														
1	5357.56	42.93	54.00	-11.07	29.20	34.83	10.94	32.04	297	270	AVERAGE																											



Mode	19																																																																																														
	Harmonic																																																																																														
	U-NII-1_5.15-5.25_802.11n HT40_CH38_5190MHz																																																																																														
ANT	22																																																																																														
Pol.	Horizontal	Vertical																																																																																													
Peak Avg	<p>Date: 2023-08-21</p>	<p>Date: 2023-08-21</p>																																																																																													
	<table border="1"> <thead> <tr> <th>Limit</th> <th>Margin</th> <th>Read</th> <th>Ant</th> <th>Cable</th> <th>Preamp</th> <th>APos</th> <th>TPos</th> <th>Remark</th> </tr> <tr> <th>Freq</th> <th>Level</th> <th>Line</th> <th>(dB)</th> <th>Level</th> <th>Factor</th> <th>Loss</th> <th>Factor</th> <th></th> </tr> <tr> <th>MHz</th> <th>dBuV/m</th> <th>dBuV/m</th> <th>dB</th> <th>dB/m</th> <th>dB</th> <th>dB</th> <th>cm</th> <th>deg</th> </tr> </thead> <tbody> <tr> <td>1</td> <td>10380.00</td> <td>48.94</td> <td>68.30</td> <td>-19.36</td> <td>48.16</td> <td>37.40</td> <td>14.16</td> <td>50.78</td> <td>--- Peak</td> </tr> <tr> <td>2</td> <td>15570.00</td> <td>50.25</td> <td>74.00</td> <td>-23.75</td> <td>44.73</td> <td>40.11</td> <td>16.87</td> <td>51.46</td> <td>--- Peak</td> </tr> </tbody> </table>	Limit	Margin	Read	Ant	Cable	Preamp	APos	TPos	Remark	Freq	Level	Line	(dB)	Level	Factor	Loss	Factor		MHz	dBuV/m	dBuV/m	dB	dB/m	dB	dB	cm	deg	1	10380.00	48.94	68.30	-19.36	48.16	37.40	14.16	50.78	--- Peak	2	15570.00	50.25	74.00	-23.75	44.73	40.11	16.87	51.46	--- Peak	<table border="1"> <thead> <tr> <th>Limit</th> <th>Margin</th> <th>Read</th> <th>Ant</th> <th>Cable</th> <th>Preamp</th> <th>APos</th> <th>TPos</th> <th>Remark</th> </tr> <tr> <th>Freq</th> <th>Level</th> <th>Line</th> <th>(dB)</th> <th>Level</th> <th>Factor</th> <th>Loss</th> <th>Factor</th> <th></th> </tr> <tr> <th>MHz</th> <th>dBuV/m</th> <th>dBuV/m</th> <th>dB</th> <th>dB/m</th> <th>dB</th> <th>dB</th> <th>cm</th> <th>deg</th> </tr> </thead> <tbody> <tr> <td>1</td> <td>10380.00</td> <td>48.89</td> <td>68.30</td> <td>-19.41</td> <td>48.11</td> <td>37.40</td> <td>14.16</td> <td>50.78</td> <td>--- Peak</td> </tr> <tr> <td>2</td> <td>15570.00</td> <td>50.50</td> <td>74.00</td> <td>-23.50</td> <td>44.98</td> <td>40.11</td> <td>16.87</td> <td>51.46</td> <td>--- Peak</td> </tr> </tbody> </table>	Limit	Margin	Read	Ant	Cable	Preamp	APos	TPos	Remark	Freq	Level	Line	(dB)	Level	Factor	Loss	Factor		MHz	dBuV/m	dBuV/m	dB	dB/m	dB	dB	cm	deg	1	10380.00	48.89	68.30	-19.41	48.11	37.40	14.16	50.78	--- Peak	2	15570.00	50.50	74.00	-23.50	44.98	40.11	16.87	51.46
Limit	Margin	Read	Ant	Cable	Preamp	APos	TPos	Remark																																																																																							
Freq	Level	Line	(dB)	Level	Factor	Loss	Factor																																																																																								
MHz	dBuV/m	dBuV/m	dB	dB/m	dB	dB	cm	deg																																																																																							
1	10380.00	48.94	68.30	-19.36	48.16	37.40	14.16	50.78	--- Peak																																																																																						
2	15570.00	50.25	74.00	-23.75	44.73	40.11	16.87	51.46	--- Peak																																																																																						
Limit	Margin	Read	Ant	Cable	Preamp	APos	TPos	Remark																																																																																							
Freq	Level	Line	(dB)	Level	Factor	Loss	Factor																																																																																								
MHz	dBuV/m	dBuV/m	dB	dB/m	dB	dB	cm	deg																																																																																							
1	10380.00	48.89	68.30	-19.41	48.11	37.40	14.16	50.78	--- Peak																																																																																						
2	15570.00	50.50	74.00	-23.50	44.98	40.11	16.87	51.46	--- Peak																																																																																						



	20																																																																					
Mode	Band Edge - L																																																																					
	U-NII-1_5.15-5.25_802.11n HT40_CH46-5230MHz																																																																					
ANT	22																																																																					
Pol.	Horizontal	Fundamental																																																																				
Peak	<table border="1"> <thead> <tr> <th>Limit</th> <th>Read</th> <th>Ant</th> <th>Cable</th> <th>Preamp</th> <th>APos</th> <th>TPos</th> <th>Remark</th> </tr> <tr> <th>Freq</th> <th>Level</th> <th>Line Margin</th> <th>Level Factor</th> <th>Loss Factor</th> <th></th> <th></th> <th></th> </tr> <tr> <th>MHz</th> <th>dBuV/m</th> <th>dBuV/m</th> <th>dB</th> <th>dBuV</th> <th>dB/m</th> <th>dB</th> <th>cm</th> <th>deg</th> </tr> </thead> <tbody> <tr> <td>1 5146.88</td> <td>58.75</td> <td>74.00</td> <td>-15.25</td> <td>44.57</td> <td>34.87</td> <td>11.09</td> <td>31.78</td> <td>230 298 PEAK</td> </tr> </tbody> </table>	Limit	Read	Ant	Cable	Preamp	APos	TPos	Remark	Freq	Level	Line Margin	Level Factor	Loss Factor				MHz	dBuV/m	dBuV/m	dB	dBuV	dB/m	dB	cm	deg	1 5146.88	58.75	74.00	-15.25	44.57	34.87	11.09	31.78	230 298 PEAK	<table border="1"> <thead> <tr> <th>Limit</th> <th>Read</th> <th>Ant</th> <th>Cable</th> <th>Preamp</th> <th>APos</th> <th>TPos</th> <th>Remark</th> </tr> <tr> <th>Freq</th> <th>Level</th> <th>Line Margin</th> <th>Level Factor</th> <th>Loss Factor</th> <th></th> <th></th> <th></th> </tr> <tr> <th>MHz</th> <th>dBuV/m</th> <th>dBuV/m</th> <th>dB</th> <th>dBuV</th> <th>dB/m</th> <th>dB</th> <th>cm</th> <th>deg</th> </tr> </thead> <tbody> <tr> <td>1 5230.00</td> <td>104.26</td> <td>-----</td> <td>-----</td> <td>90.25</td> <td>34.85</td> <td>11.04</td> <td>31.88</td> <td>230 298 PEAK</td> </tr> </tbody> </table>	Limit	Read	Ant	Cable	Preamp	APos	TPos	Remark	Freq	Level	Line Margin	Level Factor	Loss Factor				MHz	dBuV/m	dBuV/m	dB	dBuV	dB/m	dB	cm	deg	1 5230.00	104.26	-----	-----	90.25	34.85	11.04	31.88	230 298 PEAK
Limit	Read	Ant	Cable	Preamp	APos	TPos	Remark																																																															
Freq	Level	Line Margin	Level Factor	Loss Factor																																																																		
MHz	dBuV/m	dBuV/m	dB	dBuV	dB/m	dB	cm	deg																																																														
1 5146.88	58.75	74.00	-15.25	44.57	34.87	11.09	31.78	230 298 PEAK																																																														
Limit	Read	Ant	Cable	Preamp	APos	TPos	Remark																																																															
Freq	Level	Line Margin	Level Factor	Loss Factor																																																																		
MHz	dBuV/m	dBuV/m	dB	dBuV	dB/m	dB	cm	deg																																																														
1 5230.00	104.26	-----	-----	90.25	34.85	11.04	31.88	230 298 PEAK																																																														
Avg	<table border="1"> <thead> <tr> <th>Limit</th> <th>Read</th> <th>Ant</th> <th>Cable</th> <th>Preamp</th> <th>APos</th> <th>TPos</th> <th>Remark</th> </tr> <tr> <th>Freq</th> <th>Level</th> <th>Line Margin</th> <th>Level Factor</th> <th>Loss Factor</th> <th></th> <th></th> <th></th> </tr> <tr> <th>MHz</th> <th>dBuV/m</th> <th>dBuV/m</th> <th>dB</th> <th>dBuV</th> <th>dB/m</th> <th>dB</th> <th>cm</th> <th>deg</th> </tr> </thead> <tbody> <tr> <td>1 5147.09</td> <td>46.87</td> <td>54.00</td> <td>-7.13</td> <td>32.69</td> <td>34.87</td> <td>11.09</td> <td>31.78</td> <td>230 298 AVERAGE</td> </tr> </tbody> </table>	Limit	Read	Ant	Cable	Preamp	APos	TPos	Remark	Freq	Level	Line Margin	Level Factor	Loss Factor				MHz	dBuV/m	dBuV/m	dB	dBuV	dB/m	dB	cm	deg	1 5147.09	46.87	54.00	-7.13	32.69	34.87	11.09	31.78	230 298 AVERAGE	<table border="1"> <thead> <tr> <th>Limit</th> <th>Read</th> <th>Ant</th> <th>Cable</th> <th>Preamp</th> <th>APos</th> <th>TPos</th> <th>Remark</th> </tr> <tr> <th>Freq</th> <th>Level</th> <th>Line Margin</th> <th>Level Factor</th> <th>Loss Factor</th> <th></th> <th></th> <th></th> </tr> <tr> <th>MHz</th> <th>dBuV/m</th> <th>dBuV/m</th> <th>dB</th> <th>dBuV</th> <th>dB/m</th> <th>dB</th> <th>cm</th> <th>deg</th> </tr> </thead> <tbody> <tr> <td>1 5230.00</td> <td>96.64</td> <td>-----</td> <td>-----</td> <td>82.63</td> <td>34.85</td> <td>11.04</td> <td>31.88</td> <td>230 298 AVERAGE</td> </tr> </tbody> </table>	Limit	Read	Ant	Cable	Preamp	APos	TPos	Remark	Freq	Level	Line Margin	Level Factor	Loss Factor				MHz	dBuV/m	dBuV/m	dB	dBuV	dB/m	dB	cm	deg	1 5230.00	96.64	-----	-----	82.63	34.85	11.04	31.88	230 298 AVERAGE
Limit	Read	Ant	Cable	Preamp	APos	TPos	Remark																																																															
Freq	Level	Line Margin	Level Factor	Loss Factor																																																																		
MHz	dBuV/m	dBuV/m	dB	dBuV	dB/m	dB	cm	deg																																																														
1 5147.09	46.87	54.00	-7.13	32.69	34.87	11.09	31.78	230 298 AVERAGE																																																														
Limit	Read	Ant	Cable	Preamp	APos	TPos	Remark																																																															
Freq	Level	Line Margin	Level Factor	Loss Factor																																																																		
MHz	dBuV/m	dBuV/m	dB	dBuV	dB/m	dB	cm	deg																																																														
1 5230.00	96.64	-----	-----	82.63	34.85	11.04	31.88	230 298 AVERAGE																																																														



Mode	20																																					
	Band Edge - R																																					
	U-NII-1_5.15-5.25_802.11n HT40_CH46-5230MHz																																					
ANT	22																																					
Pol.	Horizontal	Fundamental																																				
Peak	<table border="1"> <thead> <tr> <th>Limit</th> <th>Read</th> <th>Ant</th> <th>Cable</th> <th>Preamp</th> <th>APos</th> <th>TPos</th> <th>Remark</th> </tr> <tr> <th>Freq</th> <th>Level</th> <th>Line</th> <th>Margin</th> <th>Level</th> <th>Factor</th> <th>Loss</th> <th>Factor</th> </tr> <tr> <th>MHz</th> <th>dBuV/m</th> <th>dBuV/m</th> <th>dB</th> <th>dBuV</th> <th>dB/m</th> <th>dB</th> <th>dB</th> </tr> </thead> <tbody> <tr> <td>1</td> <td>5351.56</td> <td>53.67</td> <td>74.00</td> <td>-20.33</td> <td>39.93</td> <td>34.83</td> <td>10.94</td> <td>32.03</td> <td>230</td> <td>298</td> <td>PEAK</td> </tr> </tbody> </table>	Limit	Read	Ant	Cable	Preamp	APos	TPos	Remark	Freq	Level	Line	Margin	Level	Factor	Loss	Factor	MHz	dBuV/m	dBuV/m	dB	dBuV	dB/m	dB	dB	1	5351.56	53.67	74.00	-20.33	39.93	34.83	10.94	32.03	230	298	PEAK	Blank
Limit	Read	Ant	Cable	Preamp	APos	TPos	Remark																															
Freq	Level	Line	Margin	Level	Factor	Loss	Factor																															
MHz	dBuV/m	dBuV/m	dB	dBuV	dB/m	dB	dB																															
1	5351.56	53.67	74.00	-20.33	39.93	34.83	10.94	32.03	230	298	PEAK																											
Avg	<table border="1"> <thead> <tr> <th>Limit</th> <th>Read</th> <th>Ant</th> <th>Cable</th> <th>Preamp</th> <th>APos</th> <th>TPos</th> <th>Remark</th> </tr> <tr> <th>Freq</th> <th>Level</th> <th>Line</th> <th>Margin</th> <th>Level</th> <th>Factor</th> <th>Loss</th> <th>Factor</th> </tr> <tr> <th>MHz</th> <th>dBuV/m</th> <th>dBuV/m</th> <th>dB</th> <th>dBuV</th> <th>dB/m</th> <th>dB</th> <th>dB</th> </tr> </thead> <tbody> <tr> <td>1</td> <td>5355.72</td> <td>44.05</td> <td>54.00</td> <td>-9.95</td> <td>30.32</td> <td>34.83</td> <td>10.94</td> <td>32.04</td> <td>230</td> <td>298</td> <td>AVERAGE</td> </tr> </tbody> </table>	Limit	Read	Ant	Cable	Preamp	APos	TPos	Remark	Freq	Level	Line	Margin	Level	Factor	Loss	Factor	MHz	dBuV/m	dBuV/m	dB	dBuV	dB/m	dB	dB	1	5355.72	44.05	54.00	-9.95	30.32	34.83	10.94	32.04	230	298	AVERAGE	Blank
Limit	Read	Ant	Cable	Preamp	APos	TPos	Remark																															
Freq	Level	Line	Margin	Level	Factor	Loss	Factor																															
MHz	dBuV/m	dBuV/m	dB	dBuV	dB/m	dB	dB																															
1	5355.72	44.05	54.00	-9.95	30.32	34.83	10.94	32.04	230	298	AVERAGE																											



	20																																																																											
Mode	Band Edge - L																																																																											
	U-NII-1_5.15-5.25_802.11n HT40_CH46-5230MHz																																																																											
ANT	22																																																																											
Pol.	Vertical	Fundamental																																																																										
Peak	<p style="text-align: right;">Date: 2023-08-09</p> <table border="1"> <thead> <tr> <th>Limit</th> <th>Read</th> <th>Ant</th> <th>Cable</th> <th>Preamp</th> <th>APos</th> <th>TPos</th> <th>Remark</th> </tr> <tr> <th>Freq</th> <th>Level</th> <th>Line Margin</th> <th>Level Factor</th> <th>Loss Factor</th> <th></th> <th></th> <th></th> </tr> <tr> <th>MHz</th> <th>dBuV/m</th> <th>dBuV/m</th> <th>dB</th> <th>dBuV</th> <th>dB/m</th> <th>dB</th> <th>cm</th> <th>deg</th> </tr> </thead> <tbody> <tr> <td>1</td> <td>5147.34</td> <td>59.81</td> <td>74.00</td> <td>-14.19</td> <td>45.63</td> <td>34.87</td> <td>11.09</td> <td>31.78</td> <td>317</td> <td>280</td> <td>PEAK</td> </tr> </tbody> </table>	Limit	Read	Ant	Cable	Preamp	APos	TPos	Remark	Freq	Level	Line Margin	Level Factor	Loss Factor				MHz	dBuV/m	dBuV/m	dB	dBuV	dB/m	dB	cm	deg	1	5147.34	59.81	74.00	-14.19	45.63	34.87	11.09	31.78	317	280	PEAK	<p style="text-align: right;">Date: 2023-08-09</p> <table border="1"> <thead> <tr> <th>Limit</th> <th>Read</th> <th>Ant</th> <th>Cable</th> <th>Preamp</th> <th>APos</th> <th>TPos</th> <th>Remark</th> </tr> <tr> <th>Freq</th> <th>Level</th> <th>Line Margin</th> <th>Level Factor</th> <th>Loss Factor</th> <th></th> <th></th> <th></th> </tr> <tr> <th>MHz</th> <th>dBuV/m</th> <th>dBuV/m</th> <th>dB</th> <th>dBuV</th> <th>dB/m</th> <th>dB</th> <th>cm</th> <th>deg</th> </tr> </thead> <tbody> <tr> <td>1</td> <td>5230.00</td> <td>103.57</td> <td>-----</td> <td>-----</td> <td>89.56</td> <td>34.85</td> <td>11.04</td> <td>31.88</td> <td>317</td> <td>280</td> <td>PEAK</td> </tr> </tbody> </table>	Limit	Read	Ant	Cable	Preamp	APos	TPos	Remark	Freq	Level	Line Margin	Level Factor	Loss Factor				MHz	dBuV/m	dBuV/m	dB	dBuV	dB/m	dB	cm	deg	1	5230.00	103.57	-----	-----	89.56	34.85	11.04	31.88	317	280	PEAK
	Limit	Read	Ant	Cable	Preamp	APos	TPos	Remark																																																																				
Freq	Level	Line Margin	Level Factor	Loss Factor																																																																								
MHz	dBuV/m	dBuV/m	dB	dBuV	dB/m	dB	cm	deg																																																																				
1	5147.34	59.81	74.00	-14.19	45.63	34.87	11.09	31.78	317	280	PEAK																																																																	
Limit	Read	Ant	Cable	Preamp	APos	TPos	Remark																																																																					
Freq	Level	Line Margin	Level Factor	Loss Factor																																																																								
MHz	dBuV/m	dBuV/m	dB	dBuV	dB/m	dB	cm	deg																																																																				
1	5230.00	103.57	-----	-----	89.56	34.85	11.04	31.88	317	280	PEAK																																																																	
Avg	<p style="text-align: right;">Date: 2023-08-09</p> <table border="1"> <thead> <tr> <th>Limit</th> <th>Read</th> <th>Ant</th> <th>Cable</th> <th>Preamp</th> <th>APos</th> <th>TPos</th> <th>Remark</th> </tr> <tr> <th>Freq</th> <th>Level</th> <th>Line Margin</th> <th>Level Factor</th> <th>Loss Factor</th> <th></th> <th></th> <th></th> </tr> <tr> <th>MHz</th> <th>dBuV/m</th> <th>dBuV/m</th> <th>dB</th> <th>dBuV</th> <th>dB/m</th> <th>dB</th> <th>cm</th> <th>deg</th> </tr> </thead> <tbody> <tr> <td>1</td> <td>5149.64</td> <td>47.54</td> <td>54.00</td> <td>-6.46</td> <td>33.36</td> <td>34.87</td> <td>11.09</td> <td>31.78</td> <td>317</td> <td>280</td> <td>AVERAGE</td> </tr> </tbody> </table>	Limit	Read	Ant	Cable	Preamp	APos	TPos	Remark	Freq	Level	Line Margin	Level Factor	Loss Factor				MHz	dBuV/m	dBuV/m	dB	dBuV	dB/m	dB	cm	deg	1	5149.64	47.54	54.00	-6.46	33.36	34.87	11.09	31.78	317	280	AVERAGE	<p style="text-align: right;">Date: 2023-08-09</p> <table border="1"> <thead> <tr> <th>Limit</th> <th>Read</th> <th>Ant</th> <th>Cable</th> <th>Preamp</th> <th>APos</th> <th>TPos</th> <th>Remark</th> </tr> <tr> <th>Freq</th> <th>Level</th> <th>Line Margin</th> <th>Level Factor</th> <th>Loss Factor</th> <th></th> <th></th> <th></th> </tr> <tr> <th>MHz</th> <th>dBuV/m</th> <th>dBuV/m</th> <th>dB</th> <th>dBuV</th> <th>dB/m</th> <th>dB</th> <th>cm</th> <th>deg</th> </tr> </thead> <tbody> <tr> <td>1</td> <td>5230.00</td> <td>96.19</td> <td>-----</td> <td>-----</td> <td>82.18</td> <td>34.85</td> <td>11.04</td> <td>31.88</td> <td>317</td> <td>280</td> <td>AVERAGE</td> </tr> </tbody> </table>	Limit	Read	Ant	Cable	Preamp	APos	TPos	Remark	Freq	Level	Line Margin	Level Factor	Loss Factor				MHz	dBuV/m	dBuV/m	dB	dBuV	dB/m	dB	cm	deg	1	5230.00	96.19	-----	-----	82.18	34.85	11.04	31.88	317	280	AVERAGE
Limit	Read	Ant	Cable	Preamp	APos	TPos	Remark																																																																					
Freq	Level	Line Margin	Level Factor	Loss Factor																																																																								
MHz	dBuV/m	dBuV/m	dB	dBuV	dB/m	dB	cm	deg																																																																				
1	5149.64	47.54	54.00	-6.46	33.36	34.87	11.09	31.78	317	280	AVERAGE																																																																	
Limit	Read	Ant	Cable	Preamp	APos	TPos	Remark																																																																					
Freq	Level	Line Margin	Level Factor	Loss Factor																																																																								
MHz	dBuV/m	dBuV/m	dB	dBuV	dB/m	dB	cm	deg																																																																				
1	5230.00	96.19	-----	-----	82.18	34.85	11.04	31.88	317	280	AVERAGE																																																																	



	20																																												
Mode	Band Edge - R																																												
	U-NII-1_5.15-5.25_802.11n HT40_CH46-5230MHz																																												
ANT	22																																												
Pol.	Vertical	Fundamental																																											
Peak																																													
	<table border="1"> <thead> <tr> <th>Limit</th> <th>Read</th> <th>Ant</th> <th>Cable</th> <th>Preamp</th> <th>APos</th> <th>TPos</th> <th>Remark</th> </tr> <tr> <th>Freq</th> <th>Level</th> <th>Line</th> <th>Margin</th> <th>Level</th> <th>Factor</th> <th>Loss</th> <th>Factor</th> </tr> <tr> <th>MHz</th> <th>dBuV/m</th> <th>dBuV/m</th> <th>dB</th> <th>dBuV</th> <th>dB/m</th> <th>dB</th> <th>dB</th> </tr> <tr> <th></th> <th></th> <th></th> <th></th> <th></th> <th></th> <th>cm</th> <th>deg</th> </tr> </thead> <tbody> <tr> <td>1</td> <td>5382.40</td> <td>52.88</td> <td>74.00</td> <td>-21.12</td> <td>39.21</td> <td>34.82</td> <td>10.92</td> <td>32.07</td> <td>317</td> <td>280</td> <td>PEAK</td> </tr> </tbody> </table>		Limit	Read	Ant	Cable	Preamp	APos	TPos	Remark	Freq	Level	Line	Margin	Level	Factor	Loss	Factor	MHz	dBuV/m	dBuV/m	dB	dBuV	dB/m	dB	dB							cm	deg	1	5382.40	52.88	74.00	-21.12	39.21	34.82	10.92	32.07	317	280
Limit	Read	Ant	Cable	Preamp	APos	TPos	Remark																																						
Freq	Level	Line	Margin	Level	Factor	Loss	Factor																																						
MHz	dBuV/m	dBuV/m	dB	dBuV	dB/m	dB	dB																																						
						cm	deg																																						
1	5382.40	52.88	74.00	-21.12	39.21	34.82	10.92	32.07	317	280	PEAK																																		
Avg																																													
	<table border="1"> <thead> <tr> <th>Limit</th> <th>Read</th> <th>Ant</th> <th>Cable</th> <th>Preamp</th> <th>APos</th> <th>TPos</th> <th>Remark</th> </tr> <tr> <th>Freq</th> <th>Level</th> <th>Line</th> <th>Margin</th> <th>Level</th> <th>Factor</th> <th>Loss</th> <th>Factor</th> </tr> <tr> <th>MHz</th> <th>dBuV/m</th> <th>dBuV/m</th> <th>dB</th> <th>dBuV</th> <th>dB/m</th> <th>dB</th> <th>dB</th> </tr> <tr> <th></th> <th></th> <th></th> <th></th> <th></th> <th></th> <th>cm</th> <th>deg</th> </tr> </thead> <tbody> <tr> <td>1</td> <td>5351.35</td> <td>43.55</td> <td>54.00</td> <td>-10.45</td> <td>29.81</td> <td>34.83</td> <td>10.94</td> <td>32.03</td> <td>317</td> <td>280</td> <td>AVERAGE</td> </tr> </tbody> </table>		Limit	Read	Ant	Cable	Preamp	APos	TPos	Remark	Freq	Level	Line	Margin	Level	Factor	Loss	Factor	MHz	dBuV/m	dBuV/m	dB	dBuV	dB/m	dB	dB							cm	deg	1	5351.35	43.55	54.00	-10.45	29.81	34.83	10.94	32.03	317	280
Limit	Read	Ant	Cable	Preamp	APos	TPos	Remark																																						
Freq	Level	Line	Margin	Level	Factor	Loss	Factor																																						
MHz	dBuV/m	dBuV/m	dB	dBuV	dB/m	dB	dB																																						
						cm	deg																																						
1	5351.35	43.55	54.00	-10.45	29.81	34.83	10.94	32.03	317	280	AVERAGE																																		