


Appendix D


Photographs

1. SAR measurement System
2. Photographs of Tissue Simulate Liquid
3. Photographs of EUT test position
4. EUT Constructional Details

1. SAR measurement System



2. Photographs of Tissue Simulate Liquid

Photo 1: Tissue Simulant Liquid for HBBL600-10000MHz	NA
	NA

3. Photographs of EUT test position







<p>Photo 2: Left cheek</p>	<p>Photo 3: Right tilted</p>
	
<p>Photo 4: Right cheek</p>	<p>Photo 5: Back side 15mm</p>
	
<p>Photo 6: Front side 15mm</p>	<p>Photo 7: Back side 10mm</p>
	

Photo 8: Left side 10mm



Photo 9: Top side 10mm



Photo 10: Bottom side 10mm



Photo 11: Left side 8mm



Photo 12: Back side 0mm



Photo 13: Right side 0mm



Photo 14: Top side 0mm



4. EUT Constructional Details

