

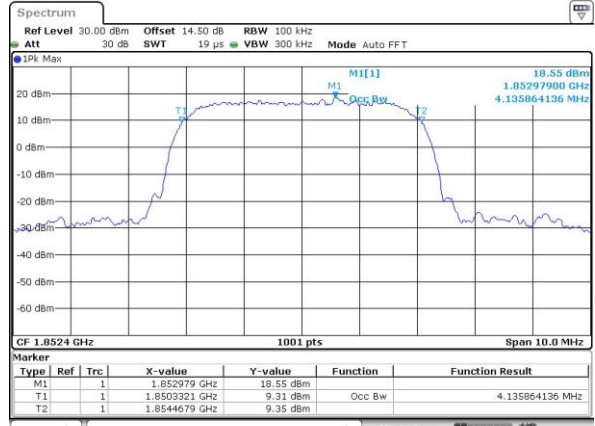
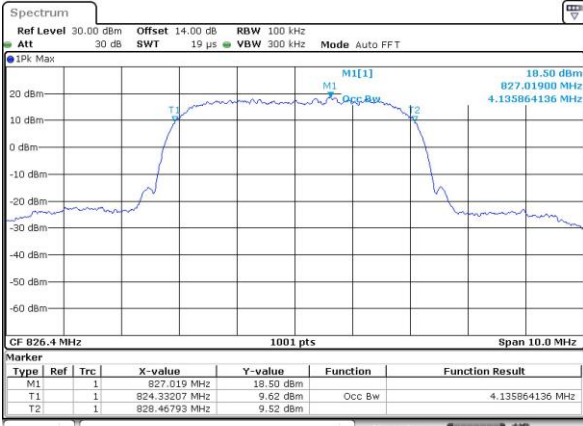


WCDMA Band V (RMC 12.2Kbps)

WCDMA Band II (RMC 12.2Kbps)

Lowest Channel

Lowest Channel

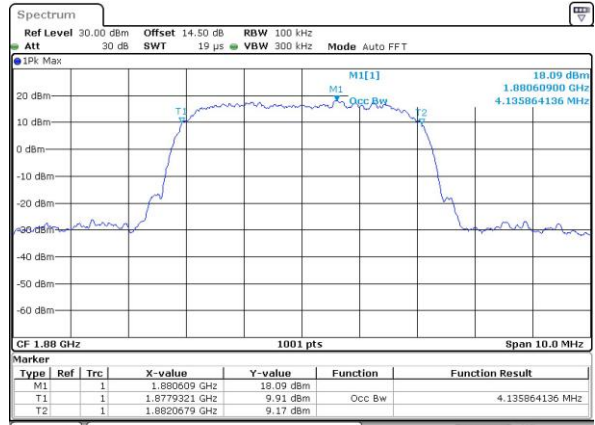
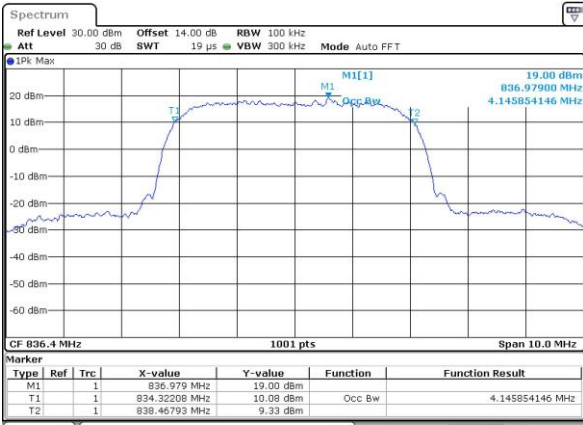


Date: 11.JUL.2022 22:48:58

Date: 11.JUL.2022 23:13:58

Middle Channel

Middle Channel

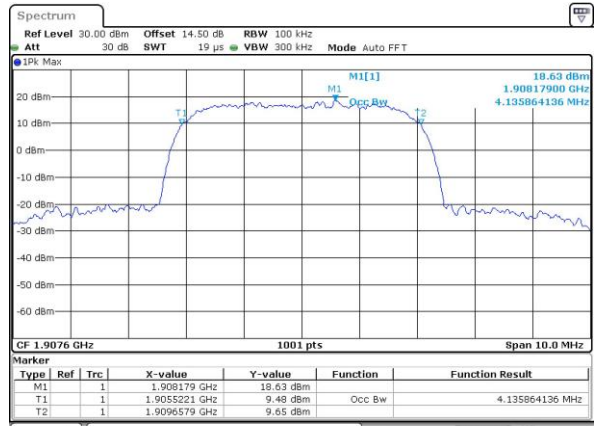
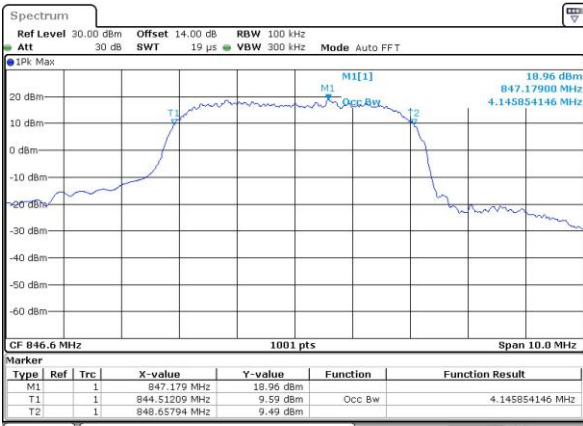


Date: 11.JUL.2022 22:49:46

Date: 11.JUL.2022 23:15:07

Highest Channel

Highest Channel



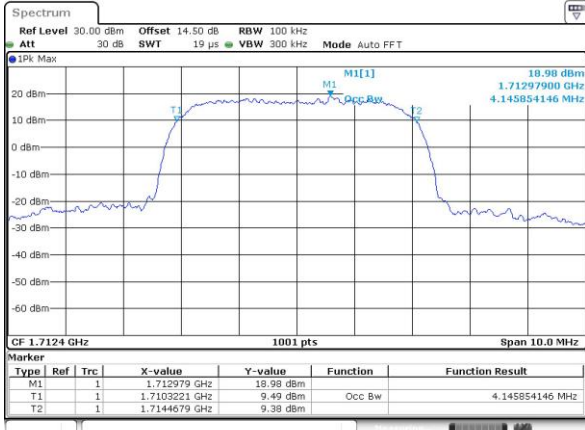
Date: 11.JUL.2022 22:50:13

Date: 11.JUL.2022 23:15:32



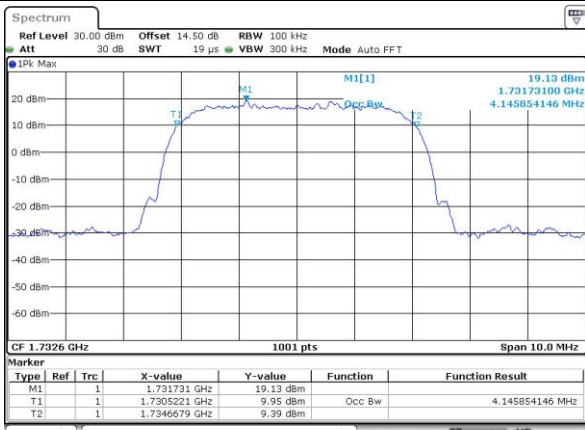
WCDMA Band IV (RMC 12.2Kbps)

Lowest Channel



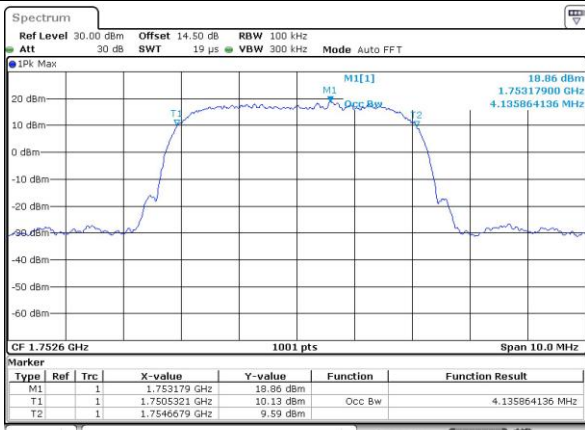
Date: 12\_JUL\_2022 11:16:07

Middle Channel



Date: 12\_JUL\_2022 11:16:09

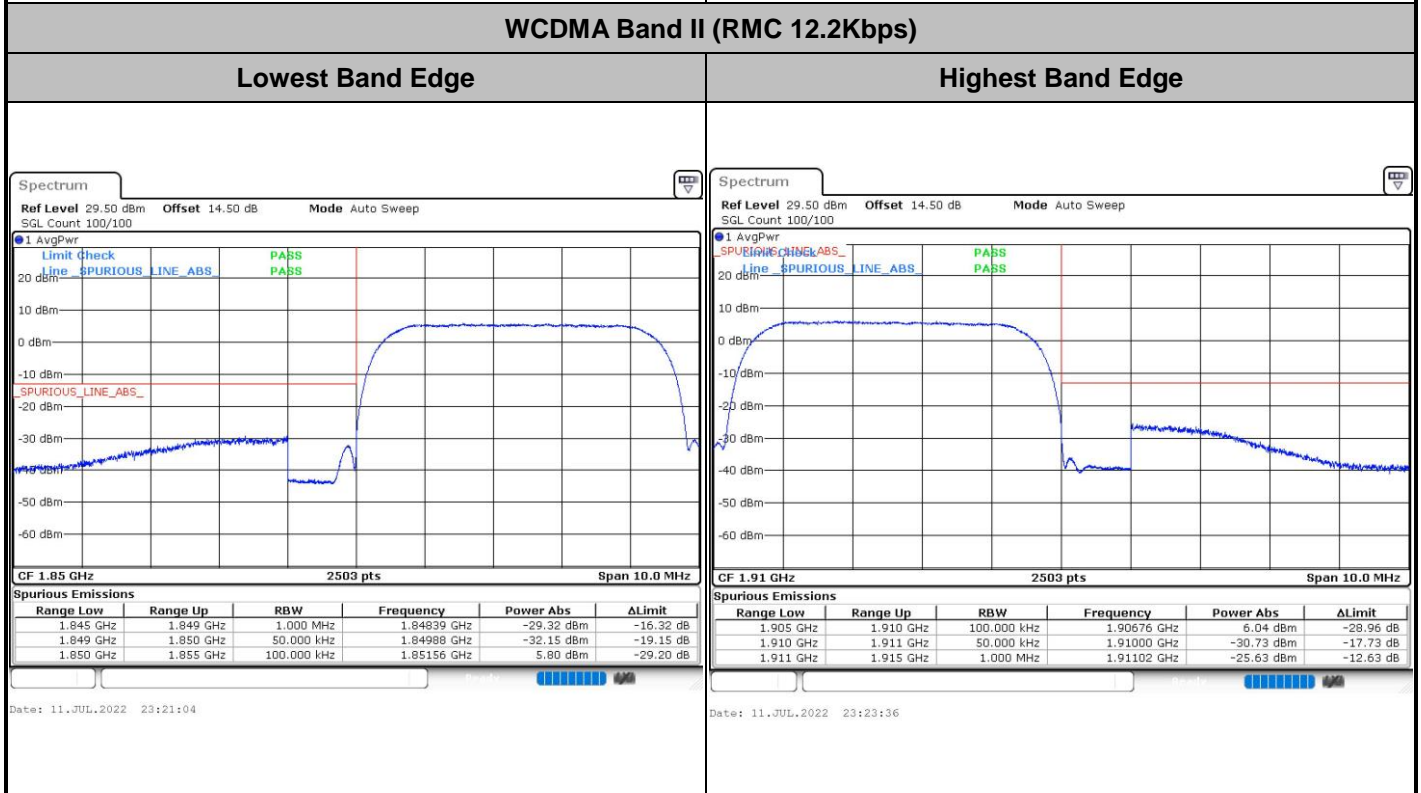
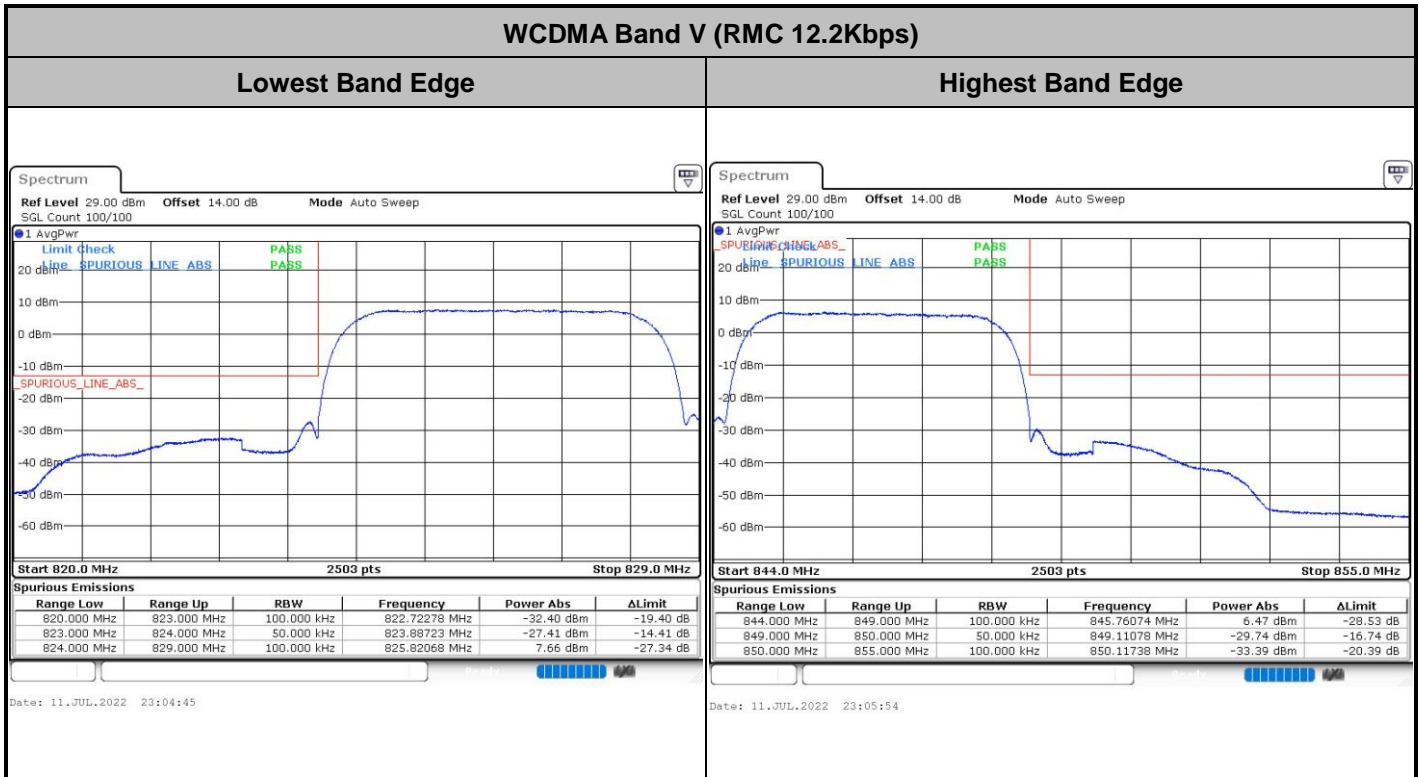
Highest Channel

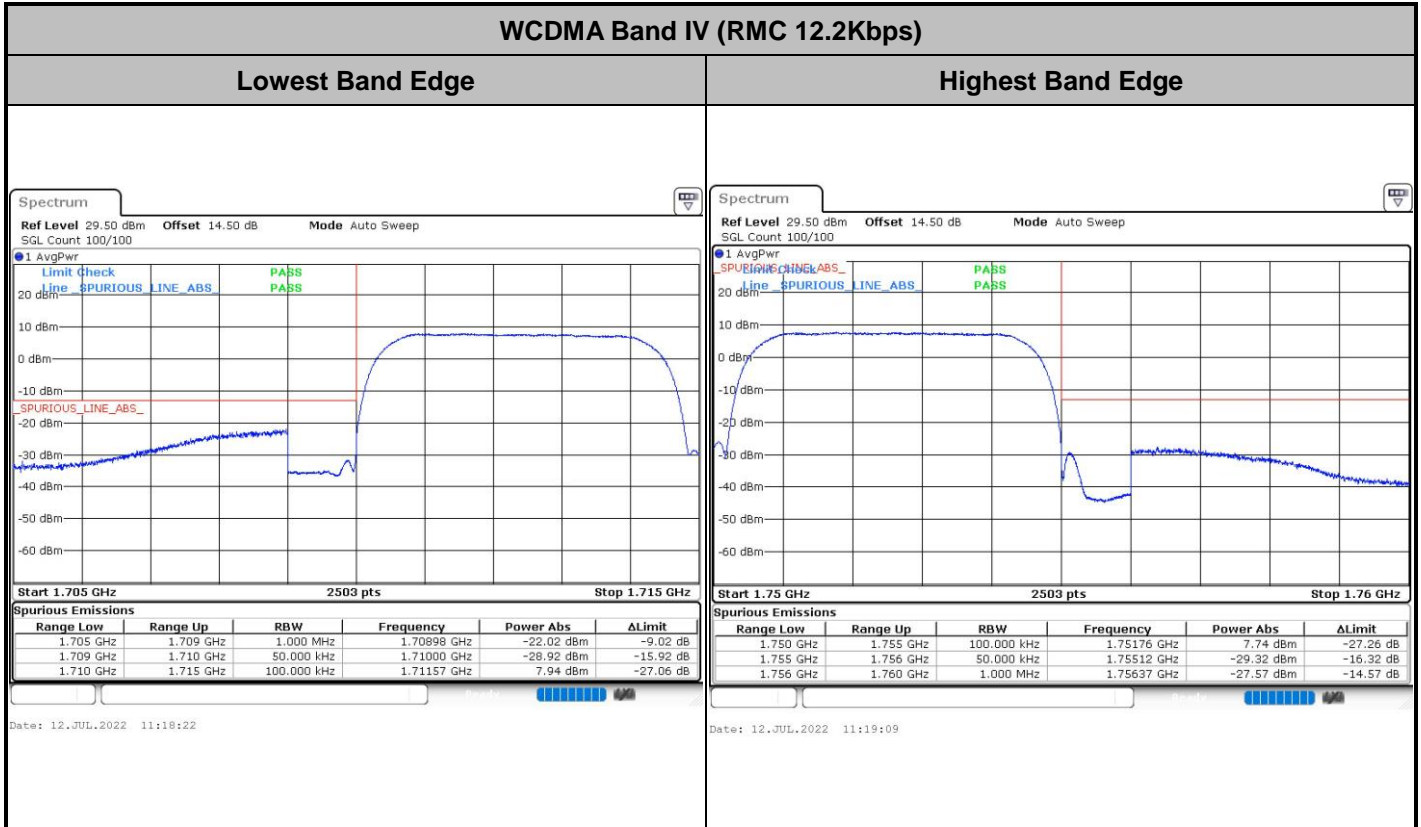


Date: 12\_JUL\_2022 11:17:05



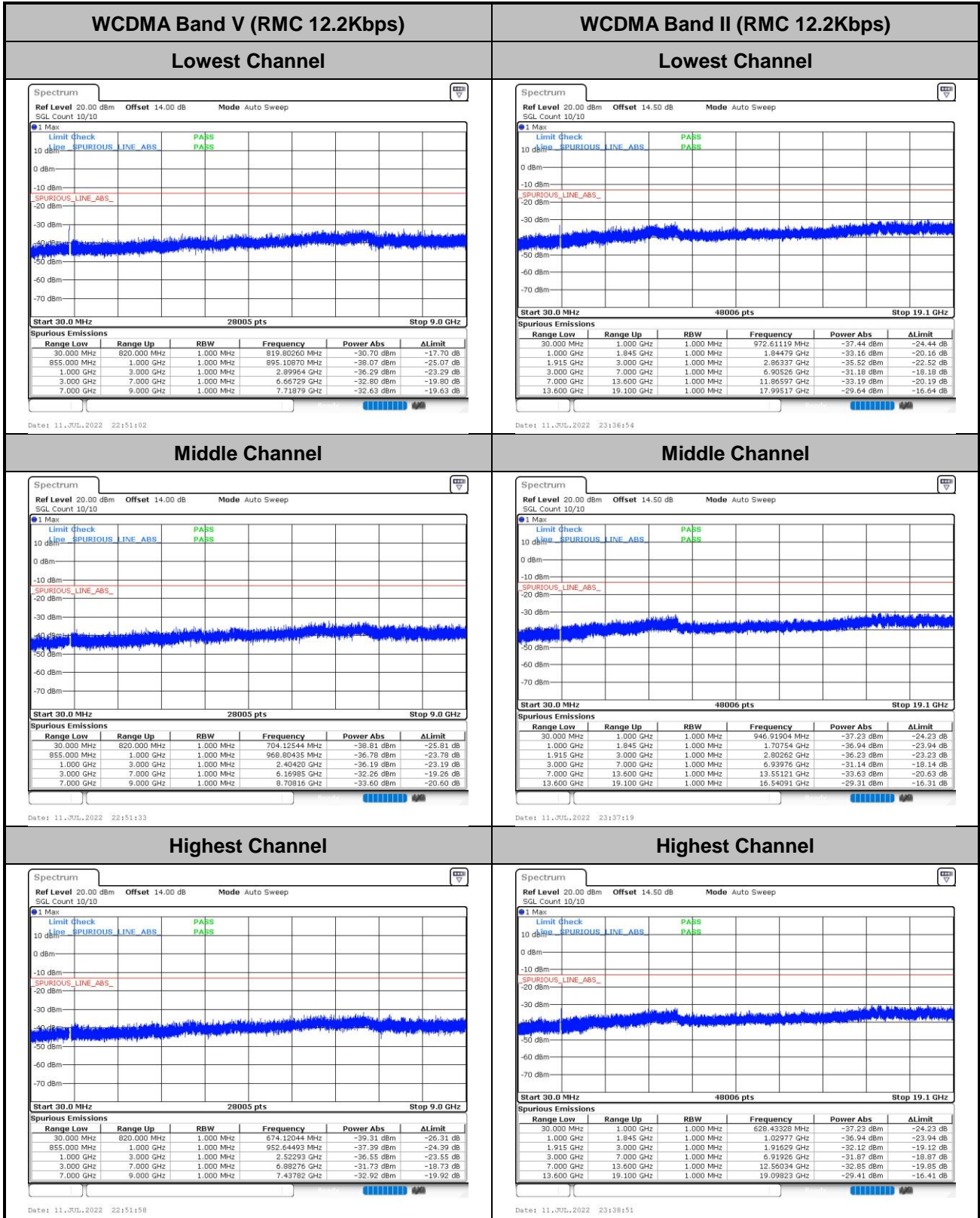
# Conducted Band Edge







# Conducted Spurious Emission

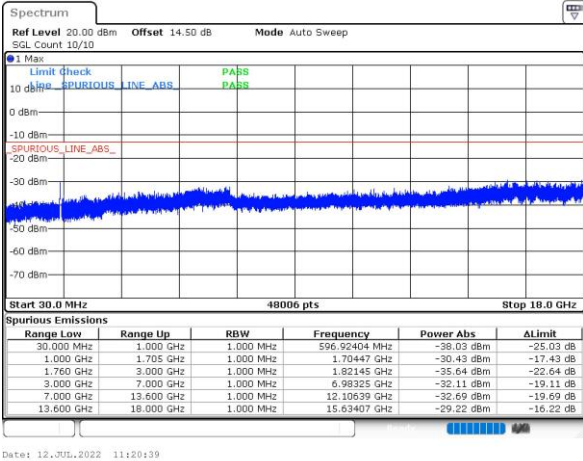






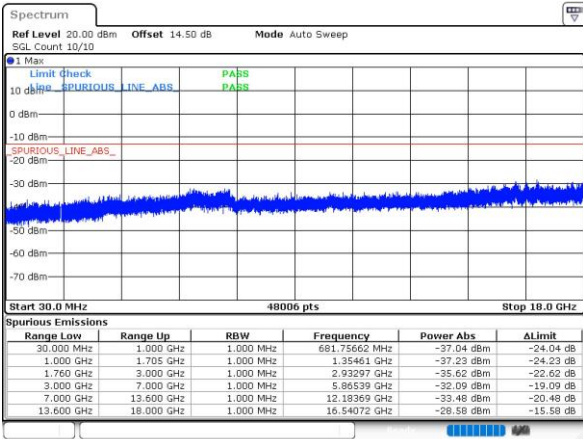
WCDMA Band IV (RMC 12.2Kbps)

Lowest Channel



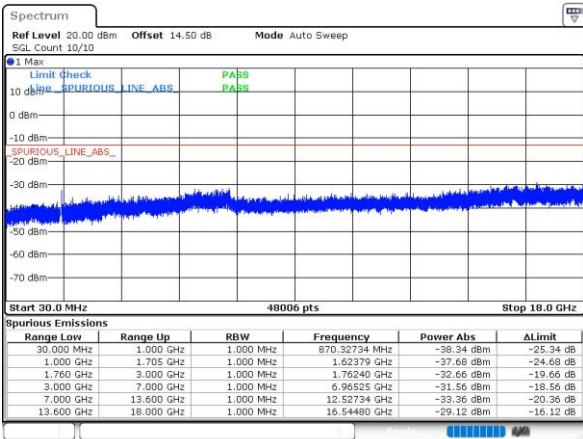
Date: 12\_JUL\_2022 11:20:39

Middle Channel



Date: 12\_JUL\_2022 11:21:25

Highest Channel



Date: 12\_JUL\_2022 11:22:17



**Frequency Stability**

Test Conditions	Middle Channel	WCDMA Band V (RMC 12.2KbpsRMC 12.2Kbps)	Limit 2.5ppm
Temperature (°C)	Voltage (Volt)	Deviation (ppm)	Result
50	Normal Voltage	0.0025	PASS
40	Normal Voltage	0.0016	
30	Normal Voltage	0.0007	
20(Ref.)	Normal Voltage	0.0000	
10	Normal Voltage	0.0006	
0	Normal Voltage	0.0020	
-10	Normal Voltage	0.0010	
-20	Normal Voltage	0.0005	
-30	Normal Voltage	0.0004	
20	Maximum Voltage	0.0013	
20	Normal Voltage	0.0000	
20	Battery End Point	0.0005	

Test Conditions	Middle Channel	WCDMA Band II (RMC 12.2Kbps)	Limit Note 2.
Temperature (°C)	Voltage (Volt)	Deviation (ppm)	Result
50	Normal Voltage	0.0004	PASS
40	Normal Voltage	0.0005	
30	Normal Voltage	0.0001	
20(Ref.)	Normal Voltage	0.0000	
10	Normal Voltage	0.0002	
0	Normal Voltage	0.0005	
-10	Normal Voltage	0.0009	
-20	Normal Voltage	0.0002	
-30	Normal Voltage	0.0002	
20	Maximum Voltage	0.0005	
20	Normal Voltage	0.0000	
20	Battery End Point	0.0006	



Test Conditions	Middle Channel	WCDMA Band IV (RMC 12.2Kbps)	Limit Note 2.
Temperature (°C)	Voltage (Volt)	Deviation (ppm)	Result
50	Normal Voltage	0.0006	PASS
40	Normal Voltage	0.0002	
30	Normal Voltage	0.0008	
20(Ref.)	Normal Voltage	0.0000	
10	Normal Voltage	0.0012	
0	Normal Voltage	0.0008	
-10	Normal Voltage	0.0002	
-20	Normal Voltage	0.0014	
-30	Normal Voltage	0.0006	
20	Maximum Voltage	0.0004	
20	Normal Voltage	0.0000	
20	Battery End Point	0.0008	

**Note:**

1. Normal Voltage = 3.89V. ; Battery End Point (BEP) = 3.6 V. ; Maximum Voltage =4.48 V
2. The frequency fundamental emissions stay within the authorized frequency block based on the frequency deviation measured is small.





## Appendix B. Test Results of Radiated Test

### Radiated Spurious Emission

Test Engineer :	Shi Wei Wen	Temperature :	22~25°C
		Relative Humidity :	48~52%

Note: Pre-scanned harmonic for all the supported antennas, choose the worst antenna perform final test and record in the report.

GSM850 (GSM) (ANT13)									
Channel	Frequency ( MHz )	ERP ( dBm )	Limit ( dBm )	Margin Limit ( dB )	SPA Reading (dBm)	S.G. Power ( dBm )	TX Cable loss ( dB )	TX Antenna Gain (dBi)	Polarization (H/V)
Middle	1672.8	-61.76	-13	-48.76	-73.47	-65.01	4.00	9.40	H
	2509.2	-54.43	-13	-41.43	-73.33	-58.00	4.88	10.60	H
	3345.6	-58.46	-13	-45.46	-79.53	-63.39	5.52	12.60	H
	1672.8	-59.80	-13	-46.80	-72.22	-63.05	4.00	9.40	V
	2509.2	-46.32	-13	-33.32	-65.43	-49.89	4.88	10.60	V
	3345.6	-58.21	-13	-45.21	-79.58	-63.14	5.52	12.60	V

Remark: Spurious emissions within 30-1000MHz were found more than 20dB below limit line.

GSM850 (EDGE 1 Tx slots) (ANT13)									
Channel	Frequency ( MHz )	ERP ( dBm )	Limit ( dBm )	Over Limit ( dB )	SPA Reading (dBm)	S.G. Power ( dBm )	TX Cable loss ( dB )	TX Antenna Gain (dBi)	Polarization (H/V)
Middle	1672.8	-61.23	-13	-48.23	-72.94	-64.48	4.00	9.40	H
	2509.2	-46.79	-13	-33.79	-65.69	-50.36	4.88	10.60	H
	3345.6	-58.45	-13	-45.45	-79.52	-63.38	5.52	12.60	H
	1672.8	-59.46	-13	-46.46	-71.88	-62.71	4.00	9.40	V
	2509.2	-51.65	-13	-38.65	-70.76	-55.22	4.88	10.60	V
	3345.6	-57.84	-13	-44.84	-79.21	-62.77	5.52	12.60	V

Remark: Spurious emissions within 30-1000MHz were found more than 20dB below limit line.

WCDMA Band V(RMC 12.2Kbps) (ANT13)									
Channel	Frequency ( MHz )	ERP ( dBm )	Limit ( dBm )	Over Limit ( dB )	SPA Reading (dBm)	S.G. Power ( dBm )	TX Cable loss ( dB )	TX Antenna Gain (dBi)	Polarization (H/V)
Middle	1672.8	-64.79	-13	-51.79	-76.50	-68.04	4.00	9.40	H
	2509.2	-59.59	-13	-46.59	-78.49	-63.16	4.88	10.60	H
	3345.6	-58.59	-13	-45.59	-79.66	-63.52	5.52	12.60	H
	1672.8	-64.02	-13	-51.02	-76.44	-67.27	4.00	9.40	V
	2509.2	-58.69	-13	-45.69	-77.80	-62.26	4.88	10.60	V
	3345.6	-58.13	-13	-45.13	-79.50	-63.06	5.52	12.60	V

Remark: Spurious emissions within 30-1000MHz were found more than 20dB below limit line.



GSM1900 (GSM) (ANT31)									
Channel	Frequency ( MHz )	EIRP ( dBm )	Limit ( dBm )	Over Limit ( dB )	SPA Reading (dBm)	S.G. Power ( dBm )	TX Cable loss ( dB )	TX Antenna Gain (dBi)	Polarization (H/V)
Middle	3760	-57.36	-13	-44.36	-79.70	-64.11	5.85	12.60	H
	5640	-57.01	-13	-44.01	-81.13	-62.81	7.30	13.10	H
	7520	-55.46	-13	-42.46	-81.74	-58.61	8.35	11.50	H
	3760	-55.31	-13	-42.31	-80.81	-62.06	5.85	12.60	V
	5640	-57.21	-13	-44.21	-81.48	-63.01	7.30	13.10	V
	7520	-55.85	-13	-42.85	-82.11	-59.00	8.35	11.50	V

Remark: Spurious emissions within 30-1000MHz were found more than 20dB below limit line.

GSM1900 (EDGE 1 Tx slots) (ANT31)									
Channel	Frequency ( MHz )	EIRP ( dBm )	Limit ( dBm )	Over Limit ( dB )	SPA Reading (dBm)	S.G. Power ( dBm )	TX Cable loss ( dB )	TX Antenna Gain (dBi)	Polarization (H/V)
Middle	3760	-57.77	-13	-44.77	-80.11	-64.52	5.85	12.60	H
	5640	-57.44	-13	-44.44	-81.56	-63.24	7.30	13.10	H
	7520	-55.99	-13	-42.99	-82.27	-59.14	8.35	11.50	H
	3760	-55.25	-13	-42.25	-80.75	-62.00	5.85	12.60	V
	5640	-56.93	-13	-43.93	-81.2	-62.73	7.30	13.10	V
	7520	-55.88	-13	-42.88	-82.14	-59.03	8.35	11.50	V

Remark: Spurious emissions within 30-1000MHz were found more than 20dB below limit line.

WCDMA Band II(RMC 12.2Kbps) (ANT31)									
Channel	Frequency ( MHz )	EIRP ( dBm )	Limit ( dBm )	Over Limit ( dB )	SPA Reading (dBm)	S.G. Power ( dBm )	TX Cable loss ( dB )	TX Antenna Gain (dBi)	Polarization (H/V)
Middle	3760	-57.54	-13	-44.54	-79.88	-64.29	5.85	12.60	H
	5640	-57.22	-13	-44.22	-81.34	-63.02	7.30	13.10	H
	7520	-55.62	-13	-42.62	-81.90	-58.77	8.35	11.50	H
	3760	-55.09	-13	-42.09	-80.59	-61.84	5.85	12.60	V
	5640	-57.05	-13	-44.05	-81.32	-62.85	7.30	13.10	V
	7520	-55.67	-13	-42.67	-81.93	-58.82	8.35	11.50	V

Remark: Spurious emissions within 30-1000MHz were found more than 20dB below limit line.



WCDMA Band IV(RMC 12.2Kbps) (ANT31)									
Channel	Frequency ( MHz )	EIRP ( dBm )	Limit ( dBm )	Over Limit ( dB )	SPA Reading (dBm)	S.G. Power ( dBm )	TX Cable loss ( dB )	TX Antenna Gain (dBi)	Polarization (H/V)
Middle	3465.2	-57.10	-13	-44.10	-79.05	-63.95	5.65	12.50	H
	5197.8	-56.87	-13	-43.87	-81.03	-62.54	7.13	12.80	H
	6930.4	-55.67	-13	-42.67	-81.37	-59.07	8.40	11.80	H
	3465.2	-57.06	-13	-44.06	-78.81	-63.91	5.65	12.50	V
	5197.8	-56.97	-13	-43.97	-81.4	-62.64	7.13	12.80	V
	6930.4	-54.98	-13	-41.98	-81.6	-58.38	8.40	11.80	V

Remark: Spurious emissions within 30-1000MHz were found more than 20dB below limit line.