



FCC RF Test Report

APPLICANT : vivo Mobile Communication Co., Ltd.
EQUIPMENT : Mobile Phone
BRAND NAME : vivo
MODEL NAME : V2145
FCC ID : 2AUCY-V2145
STANDARD : 47 CFR Part 2, 22, 24, 27
CLASSIFICATION : PCS Licensed Transmitter Held to Ear (PCE)
TEST DATE(S) : Mar. 22, 2022 ~ Apr. 07, 2022

We, Sporton International Inc. (ShenZhen), would like to declare that the tested sample has been evaluated in accordance with the procedures given in ANSI C63.26-2015 and shown compliance with the applicable technical standards.

The test results in this report apply exclusively to the tested model / sample. Without written approval of Sporton International Inc. (ShenZhen), the test report shall not be reproduced except in full.

Jason Jia



Approved by: Jason Jia

Sporton International Inc. (ShenZhen)

1/F, 2/F, Bldg 5, Shiling Industrial Zone, Xinwei Village, Xili, Nanshan, Shenzhen, 518055

People's Republic of China



TABLE OF CONTENTS

REVISION HISTORY... 3
SUMMARY OF TEST RESULT ... 4
1 GENERAL DESCRIPTION ... 5
1.1 Applicant ... 5
1.2 Manufacturer ... 5
1.3 Product Feature of Equipment Under Test ... 5
1.4 Product Specification of Equipment Under Test ... 5
1.5 Modification of EUT ... 6
1.6 Maximum ERP/EIRP Power and Emission Designator ... 7
1.7 Testing Location ... 9
1.8 Test Software ... 9
1.9 Applicable Standards ... 9
2 TEST CONFIGURATION OF EQUIPMENT UNDER TEST ... 10
2.1 Test Mode ... 10
2.2 Connection Diagram of Test System ... 12
2.3 Support Unit used in test configuration and system ... 12
2.4 Measurement Results Explanation Example ... 12
2.5 Frequency List of Low/Middle/High Channels ... 13
3 CONDUCTED TEST ITEMS ... 16
3.1 Measuring Instruments ... 16
3.2 Test Setup ... 16
3.3 Test Result of Conducted Test ... 16
3.4 Conducted Output Power and ERP/EIRP ... 17
3.5 Peak-to-Average Ratio ... 18
3.6 Occupied Bandwidth ... 19
3.7 Conducted Band Edge ... 20
3.8 Conducted Spurious Emission ... 22
3.9 Frequency Stability ... 23
4 RADIATED TEST ITEMS ... 24
4.1 Measuring Instruments ... 24
4.2 Test Setup ... 24
4.3 Test Result of Radiated Test ... 25
4.4 Radiated Spurious Emission ... 26
5 LIST OF MEASURING EQUIPMENT ... 27
6 UNCERTAINTY OF EVALUATION ... 28
APPENDIX A. TEST RESULTS OF CONDUCTED TEST
APPENDIX B. TEST RESULTS OF RADIATED TEST
APPENDIX C. TEST SETUP PHOTOGRAPHS



REVISION HISTORY

REPORT NO.	VERSION	DESCRIPTION	ISSUED DATE
FG212202F	Rev. 01	Initial issue of report	Apr. 26, 2022



SUMMARY OF TEST RESULT

Report Section	FCC Rule	Description	Limit	Result	Remark
3.4	§2.1046	Conducted Output Power	Reporting Only	PASS	-
	§22.913(a)(5)	Effective Radiated Power (5G NR n5)	ERP < 7 Watt		
	§24.232(c) §27.50(h)(2)	Equivalent Isotropic Radiated Power (5G NR n2) (5G NR n7, n41, n38)	EIRP < 2Watt		
	§27.50(d)(4)	Equivalent Isotropic Radiated Power (5G NR n66)	EIRP < 1Watt		
3.5	§24.232(d) §27.50(j)(4)	Peak-to-Average Ratio	<13 dB	PASS	-
3.6	§2.1049	Occupied Bandwidth	Reporting Only	PASS	-
3.7	§2.1051 §22.917(a) §24.238(a) §27.53(h)	Conducted Band Edge Measurement (5G NR n5) (5G NR n2) (5G NR n66)	< 43+10log ₁₀ (P[Watts])	PASS	-
	§27.53(m)(4)	Conducted Band Edge Measurement (5G NR n7, n41, n38)	§27.53(m)(4)		
3.8	§2.1051 §22.917(a) §24.238(a) §27.53(h)	Conducted Spurious Emission (5G NR n5) (5G NR n2) (5G NR n66)	< 43+10log ₁₀ (P[Watts])	PASS	-
	§2.1051 §27.53(m)(4)	Conducted Spurious Emission (5G NR n7, n41, n38)	< 55+10log ₁₀ (P[Watts])		
3.9	§2.1055 §22.355	Frequency Stability Temperature & Voltage	< 2.5 ppm for Part 22	PASS	-
	§24.235 §27.54		Within Authorized Band		
4.4	§2.1053 §22.917(a) §24.238(a) §27.53(h)	Radiated Spurious Emission (5G NR n5) (5G NR n2) (5G NR n66)	< 43+10log ₁₀ (P[Watts])	PASS	Under limit 25.85 dB at 10104.36 MHz
	§2.1053 §27.53(m)(4)	Radiated Spurious Emission (5G NR n7, n41, n38)	< 55+10log ₁₀ (P[Watts])		

Declaration of Conformity:

The test results with all measurement uncertainty excluded are presented in accordance with the regulation limits or requirements declared by manufacturers.

Comments and Explanations:

The declared of product specification for EUT presented in the report are provided by the manufacturer, and the manufacturer takes all the responsibilities for the accuracy of product specification.



1 General Description

1.1 Applicant

vivo Mobile Communication Co., Ltd.
No.1, vivo Road, Chang'an, Dongguan, Guangdong, China

1.2 Manufacturer

vivo Mobile Communication Co., Ltd.
No.1, vivo Road, Chang'an, Dongguan, Guangdong, China

1.3 Product Feature of Equipment Under Test

Product Feature	
Equipment	Mobile Phone
Brand Name	vivo
Model Name	V2145
FCC ID	2AUCY-V2145
IMEI Code	Conducted: 868488069971263 Radiation: 868488069970513/868488069970505
HW Version	MP_0.1
SW Version	PD2185BF_EX_A_12.0.9.2.W30.V000L1
EUT Stage	Production Unit

1.4 Product Specification of Equipment Under Test

Standards-related Product Specification	
Tx Frequency	5G NR n2 : 1850 MHz ~ 1910 MHz 5G NR n5 : 824 MHz ~ 849 MHz 5G NR n7 : 2500 MHz ~ 2570 MHz 5G NR n38 : 2570 MHz ~ 2620 MHz 5G NR n41 : 2496 MHz ~ 2690 MHz 5G NR n66 : 1710 MHz ~ 1780 MHz
Rx Frequency	5G NR n2 : 1930 MHz ~ 1990 MHz 5G NR n5 : 869 MHz ~ 894 MHz 5G NR n7 : 2620 MHz ~ 2690 MHz 5G NR n38: 2570 MHz ~ 2620 MHz 5G NR n41 : 2496 MHz ~ 2690 MHz 5G NR n66 : 2110 MHz~ 2200 MHz
SCS	15kHz: 5G NR n2/n5/n7/n66 30kHz: 5G NR n38/n41
Bandwidth	n2/n5/n7: 5MHz / 10MHz / 15MHz / 20MHz n66: 5MHz / 10MHz / 15MHz / 20MHz / 30MHz n38: 20MHz / 30MHz / 40MHz n41: 20MHz / 30MHz / 40MHz / 50MHz / 60MHz / 70MHz / 80MHz / 90MHz / 100MHz



Antenna Gain	<p><Ant. 11> n5 : -6.5 dBi</p> <p><Ant. 13> n2 : -1.0 dBi n7 : -1.5 dBi n38 : -1.5 dBi n41 : -1.5 dBi n66 : -1.0 dBi</p> <p><Ant. 25> n7 : -1.0 dBi n38 : -1.0 dBi n41 : -1.0 dBi n66 : -3.0 dBi</p> <p><Ant. 31> n2 : -2.5 dBi n7 : -2.0 dBi n38 : -2.0 dBi n41 : -2.0 dBi n66 : -2.5 dBi</p> <p><Ant. 41> n5 : -3.5 dBi</p>
Type of Modulation	<p>CP-OFDM: QPSK / 16QAM / 64QAM / 256QAM DFT-s-OFDM: PI/2 BPSK / QPSK / 16QAM / 64QAM / 256QAM</p>

Remark:

1. The maximum EIRP is calculated from max output power and max antenna gain, only the maximum EIRP is shown in the report, 5G NR n2/n7/n66 for Ant.13, n5 for Ant.41 and n38/n41 for Ant.25.
2. The device supports SA mode for 5G NR n2/n5/n7/n38/n41/n66 and NSA mode for 5G NR n5/n7/n66.
3. For 5G NR n5/n7/n66, NSA covers SA by referring to the maximum power.
4. For NSA mode of all EN-DC combination, we only show the combination of the maximum power among all NSA combinations in the report.
5. The EN-DC mode combination could be referred to the product spec.

1.5 Modification of EUT

No modifications are made to the EUT during all test items.



1.6 Maximum ERP/EIRP Power and Emission Designator

5G NR n2 SA		PI/2 BPSK / QPSK		16QAM / 64QAM / 256QAM	
BW (MHz)	Frequency Range (MHz)	Maximum EIRP(W)	Emission Designator (99%OBW)	Maximum EIRP(W)	Emission Designator (99%OBW)
5	1852.5 ~ 1907.5	0.1340	4M48G7D	0.1059	4M50W7D
10	1855.0 ~ 1905.0	0.1334	9M27G7D	0.1076	9M28W7D
15	1857.5 ~ 1902.5	0.1358	14M1G7D	0.1079	14M1W7D
20	1860.0 ~ 1900.0	0.1374	18M9G7D	0.1094	18M9W7D

5G NR n5 NSA (EN DC_7A-n5A)		PI/2 BPSK / QPSK		16QAM / 64QAM / 256QAM	
BW (MHz)	Frequency Range (MHz)	Maximum ERP(W)	Emission Designator (99%OBW)	Maximum ERP(W)	Emission Designator (99%OBW)
5	826.5 ~ 846.5	0.0638	4M47G7D	0.0507	4M50W7D
10	829.0 ~ 844.0	0.0653	9M27G7D	0.0508	9M29W7D
15	831.5 ~ 841.5	0.0703	14M1G7D	0.0550	14M1W7D
20	834.0 ~ 839.0	0.0714	18M9G7D	0.0558	18M9W7D

5G NR n7 NSA (EN DC_66A-n7A)		PI/2 BPSK / QPSK		16QAM / 64QAM / 256QAM	
BW (MHz)	Frequency Range (MHz)	Maximum EIRP(W)	Emission Designator (99%OBW)	Maximum EIRP(W)	Emission Designator (99%OBW)
5	2502.50 ~ 2567.50	0.1734	4M48G7D	0.1390	4M50W7D
10	2505.00 ~ 2565.00	0.1762	9M28G7D	0.1387	9M30W7D
15	2507.50 ~ 2562.50	0.1832	14M1G7D	0.1432	14M1W7D
20	2510.00 ~ 2560.00	0.1858	18M9G7D	0.1455	19M0W7D



5G NR n38 SA		PI/2 BPSK / QPSK		16QAM / 64QAM / 256QAM	
BW (MHz)	Frequency Range (MHz)	Maximum EIRP(W)	Emission Designator (99%OBW)	Maximum EIRP(W)	Emission Designator (99%OBW)
20	2580.0 ~ 2610.0	0.1750	18M2G7D	0.1393	18M2W7D
30	2585.0 ~ 2605.0	0.1795	27M8G7D	0.1419	27M9W7D
40	2590.0 ~ 2600.0	0.1791	37M9G7D	0.1432	37M8W7D

5G NR n41 SA		PI/2 BPSK / QPSK		16QAM / 64QAM / 256QAM	
BW (MHz)	Frequency Range (MHz)	Maximum EIRP(W)	Emission Designator (99%OBW)	Maximum EIRP(W)	Emission Designator (99%OBW)
20	2506.02 ~ 2679.99	0.1750	18M2G7D	0.1393	18M2W7D
30	2511.00 ~ 2674.98	0.1795	27M8G7D	0.1419	27M9W7D
40	2516.01 ~ 2670.00	0.1791	37M9G7D	0.1432	37M8W7D
50	2521.02 ~ 2664.99	0.1758	47M4G7D	0.1365	47M5W7D
60	2526.00 ~ 2659.98	0.1734	57M9G7D	0.1396	57M8W7D
70	2531.01 ~ 2655.00	0.1694	67M4G7D	0.1352	67M5W7D
80	2536.02 ~ 2649.99	0.1698	77M5G7D	0.1346	77M5W7D
90	2541.00 ~ 2644.98	0.1726	87M4G7D	0.1346	87M5W7D
100	2546.01 ~ 2640.00	0.1770	97M5G7D	0.1340	97M6W7D

5G NR n66 (EN DC_2A-n66A)		PI/2 BPSK / QPSK		16QAM / 64QAM / 256QAM	
BW (MHz)	Frequency Range (MHz)	Maximum EIRP(W)	Emission Designator (99%OBW)	Maximum EIRP(W)	Emission Designator (99%OBW)
5	1712.5 ~ 1777.5	0.2056	4M49G7D	0.1687	4M49W7D
10	1715.0 ~ 1775.0	0.2138	9M28G7D	0.1888	9M30W7D
15	1717.5 ~ 1772.5	0.2128	14M1G7D	0.1738	14M1W7D
20	1720.0 ~ 1770.0	0.2143	18M9G7D	0.1746	19M0W7D
30	1725.0 ~ 1765.0	0.2133	28M6G7D	0.1758	28M6W7D

Note:

1. All modulations have been tested, only the worst test results of PSK & QAM are shown in the report.
2. 5G NR n41 overlaps the entire frequency range of n38. Therefore, the test results provided in this report covers n41 as well as n38.



1.7 Testing Location

Sporton International Inc. (Shenzhen) is accredited to ISO/IEC 17025:2017 by American Association for Laboratory Accreditation with Certificate Number 5145.01.

Test Firm	Sporton International Inc. (Shenzhen)		
Test Site Location	1/F, 2/F, Bldg 5, Shiling Industrial Zone, Xinwei Village, Xili, Nanshan, Shenzhen, 518055 People’s Republic of China TEL: +86-755-86379589 FAX: +86-755-86379595		
Test Site No.	Sporton Site No.	FCC Designation No.	FCC Test Firm Registration No.
	TH01-SZ	CN1256	421272

Test Firm	Sporton International Inc. (Shenzhen)		
Test Site Location	101, 1st Floor, Block B, Building 1, No. 2, Tengfeng 4th Road, Fenghuang Community, Fuyong Street, Baoan District, Shenzhen City Guangdong Province China 518103 TEL: +86-755-33202398		
Test Site No.	Sporton Site No.	FCC Designation No.	FCC Test Firm Registration No.
	03CH01-SZ	CN1256	421272

1.8 Test Software

Item	Site	Manufacturer	Name	Version
1.	03CH01-SZ	AUDIX	E3	6.2009-8-24

1.9 Applicable Standards

According to the specifications of the manufacturer, the EUT must comply with the requirements of the following standards:

- ♦ 47 CFR Part 2, 22, 24, 27
- ♦ ANSI C63.26-2015
- ♦ FCC KDB 971168 D01 Power Meas License Digital Systems v03r01
- ♦ FCC KDB 412172 D01 Determining ERP and EIRP v01r01

Remark:

All test items were verified and recorded according to the standards and without any deviation during the test.




2 Test Configuration of Equipment Under Test

2.1 Test Mode

Antenna port conducted and radiated test items are performed according to KDB 971168 D01 Power Meas License Digital Systems v03r01 with maximum output power.

For radiated measurement, pre-scanned in three orthogonal panels, X, Y, Z. The worst cases were recorded in this report.

The device is investigated from 30MHz to 10 times of fundamental signal for radiated spurious emission test under different RB size/offset and modulations in exploratory test. Subsequently, only the worst case emissions are reported.

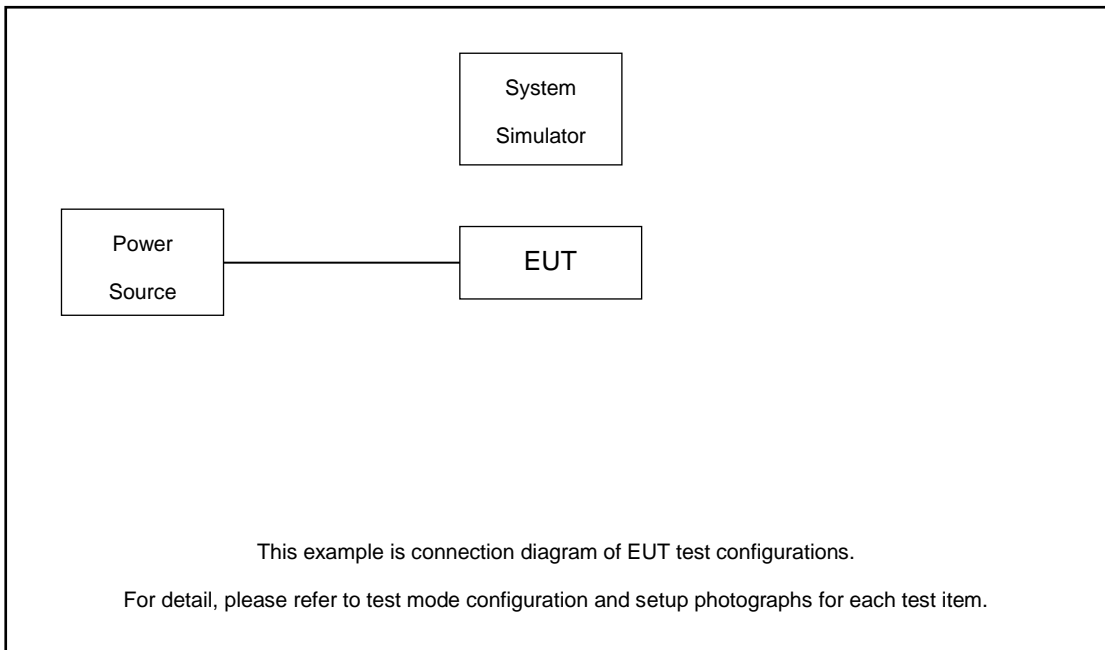
Orthogonal Planes of EUT	X Plane	Y Plane	Z Plane
			

Test Items	5G NR	Bandwidth (MHz)									Modulation					RB #		Test Channel		
		5	10	15	20	30	40	50-60	70-90	100	PI/2 BPSK	QPSK	16QAM	64QAM	256QAM	1	Full	L	M	H
Max. Output Power	n2	v	v	v	v	-	-	-	-	-	v	v	v	v	v	v	v	v	v	v
	n5	v	v	v	v	-	-	-	-	-	v	v	v	v	v	v	v	v	v	v
	n7	v	v	v	v	-	-	-	-	-	v	v	v	v	v	v	v	v	v	v
	n38	-	-	-	v	v	v	-	-	-	v	v	v	v	v	v	v	v	v	v
	n41	-	-	-	v	v	v	v	v	v	v	v	v	v	v	v	v	v	v	v
	n66	v	v	v	v	v	-	-	-	-	v	v	v	v	v	v	v	v	v	v
Peak-to-Average Ratio	n2				v	-	-	-	-	-	v	v				v	v	v	v	v
	n5				v	-	-	-	-	-	v	v				v	v	v	v	v
	n7				v	-	-	-	-	-	v	v				v	v	v	v	v
	n41	-	-	-	v						v	v				v	v	v	v	v
	n66				v		-	-	-	-	v	v				v	v	v	v	v
26dB and 99% Bandwidth	n2	v	v	v	v	-	-	-	-	-	v	v	v	v	v		v		v	
	n5	v	v	v	v	-	-	-	-	-	v	v	v	v	v		v		v	
	n7	v	v	v	v	-	-	-	-	-	v	v	v	v	v		v		v	
	n41	-	-	-	v	v	v	v	v	v	v	v	v	v	v		v		v	
	n66	v	v	v	v	v	-	-	-	-	v	v	v	v	v		v		v	



Test Items	5G NR	Bandwidth (MHz)									Modulation				RB #		Test Channel			
		5	10	15	20	30	40-50	60	70-90	100	PI/2 BPSK	QPSK	16QAM	64QAM	256QAM	1	Full	L	M	H
Conducted Band Edge	n2	v	v		v	-	-	-	-	-	v	v				v	v	v		v
	n5	v	v		v	-	-	-	-	-	v	v				v	v	v		v
	n7	v	v		v	-	-	-	-	-	v	v				v	v	v		v
	n41	-	-	-	v			v		v	v	v				v	v	v		v
	n66	v		v		v	-	-	-	-	v	v				v	v	v		v
Conducted Spurious Emission	n2	v	v		v	-	-	-	-	-	v	v				v		v	v	v
	n5	v	v		v	-	-	-	-	-	v	v				v		v	v	v
	n7	v	v		v	-	-	-	-	-	v	v				v		v	v	v
	n41	-	-	-	v			v		v	v	v				v		v	v	v
	n66	v		v		v	-	-	-	-	v	v				v		v	v	v
Frequency Stability	n2				v	-	-	-	-	-		v					v		v	
	n5				v	-	-	-	-	-		v					v		v	
	n7				v	-	-	-	-	-		v					v		v	
	n41	-	-	-	v							v					v		v	
	n66				v		-	-	-	-		v					v		v	
E.R.P / E.I.R.P	n2	v	v	v	v	-	-	-	-	-	v	v	v	v	v	v	v	v	v	v
	n5	v	v	v	v	-	-	-	-	-	v	v	v	v	v	v	v	v	v	v
	n7	v	v	v	v	-	-	-	-	-	v	v	v	v	v	v	v	v	v	v
	n41	-	-	-	v	v	v	v	v	v	v	v	v	v	v	v	v	v	v	v
	n66	v	v	v	v	v	-	-	-	-	v	v	v	v	v	v	v	v	v	v
Radiated Spurious Emission	n2	Worst Case																	v	
	n5	Worst Case																	v	
	n7	Worst Case																	v	
	n41	Worst Case																	v	
	n66	Worst Case																	v	
Note	1. The mark "v" means that this configuration is chosen for testing 2. The mark "-" means that this bandwidth is not supported. 3. The device is investigated from 30MHz to 10 times of fundamental signal for radiated spurious emission test under different RB size/offset and modulations in exploratory test. Subsequently, only the worst case emissions are reported. 4. Frequency Stability : Normal Voltage = 7.78V ; Low Voltage =7.20V. ; High Voltage =8.96V																			

2.2 Connection Diagram of Test System



2.3 Support Unit used in test configuration and system

Item	Equipment	Trade Name	Model No.	FCC ID	Data Cable	Power Cord
1.	LTE Base Station	Anritsu	MT8821C	N/A	N/A	Unshielded, 1.8 m
2.	NR Base Station	Anritsu	MT8000A	N/A	N/A	Unshielded, 1.8 m

2.4 Measurement Results Explanation Example

For all conducted test items:

The offset level is set in the spectrum analyzer to compensate the RF cable loss between EUT conducted output port and spectrum analyzer. With the offset compensation, the spectrum analyzer reading level is exactly the EUT RF output level.

The spectrum analyzer offset is derived from RF cable loss.

Offset = RF cable loss.

Following shows an offset computation example with cable loss 8.1 dB.

Example :

$$\begin{aligned} \text{Offset(dB)} &= \text{RF cable loss(dB)}. \\ &= 8.1 \text{ (dB)} \end{aligned}$$



2.5 Frequency List of Low/Middle/High Channels

5G NR n2 Channel and Frequency List				
BW [MHz]	Channel/Frequency(MHz)	Lowest	Middle	Highest
20	Channel	388000	392000	396000
	Frequency	1860	1880	1900
15	Channel	387500	392000	396500
	Frequency	1857.5	1880	1902.5
10	Channel	387000	392000	397000
	Frequency	1855	1880	1905
5	Channel	386500	392000	397500
	Frequency	1852.5	1880	1907.5

5G NR n5 Channel and Frequency List				
BW [MHz]	Channel/Frequency(MHz)	Lowest	Middle	Highest
20	Channel	175800	176300	176800
	Frequency	834	836.5	839
15	Channel	175300	176300	177300
	Frequency	831.5	836.5	841.5
10	Channel	174800	176300	177800
	Frequency	829	836.5	844
5	Channel	174300	176300	178300
	Frequency	826.5	836.5	846.5

5G NR n7 Channel and Frequency List				
BW [MHz]	Channel/Frequency(MHz)	Lowest	Middle	Highest
20	Channel	526000	531000	536000
	Frequency	2510	2535	2560
15	Channel	525500	531000	536500
	Frequency	2507.5	2535	2562.5
10	Channel	525000	531000	537000
	Frequency	2505	2535	2565
5	Channel	524500	531000	537500
	Frequency	2502.5	2535	2567.5



5G NR n38 Channel and Frequency List				
BW [MHz]	Channel/Frequency(MHz)	Lowest	Middle	Highest
40	Channel	518000	519000	520000
	Frequency	2590	2595	2600
30	Channel	517000	519000	521000
	Frequency	2585	2595	2605
20	Channel	516000	519000	522000
	Frequency	2580	2595	2610

5G NR n41 Channel and Frequency List				
BW [MHz]	Channel/Frequency(MHz)	Lowest	Middle	Highest
100	Channel	509202	518598	528000
	Frequency	2546.01	2592.99	2640
90	Channel	508200	518598	528996
	Frequency	2541	2592.99	2644.98
80	Channel	507204	518598	529998
	Frequency	2536.02	2592.99	2649.99
70	Channel	506202	518598	531000
	Frequency	2531.01	2592.99	2655
60	Channel	505200	518598	531996
	Frequency	2526	2592.99	2659.98
50	Channel	504204	518598	532998
	Frequency	2521.02	2592.99	2664.99
40	Channel	503202	518598	534000
	Frequency	2516.01	2592.99	2670
30	Channel	502200	518598	534996
	Frequency	2511	2592.99	2674.98
20	Channel	501204	518598	535998
	Frequency	2506.02	2592.99	2679.99



5G NR n66 Channel and Frequency List				
BW [MHz]	Channel/Frequency(MHz)	Lowest	Middle	Highest
30	Channel	425000	429000	433000
	Frequency	1725	1745	1765
20	Channel	424000	429000	434000
	Frequency	1720	1745	1770
15	Channel	423500	429000	434500
	Frequency	1717.5	1745	1772.5
10	Channel	423000	429000	435000
	Frequency	1715	1745	1775
5	Channel	422500	429000	435500
	Frequency	1712.5	1745	1777.5


3 Conducted Test Items

3.1 Measuring Instruments

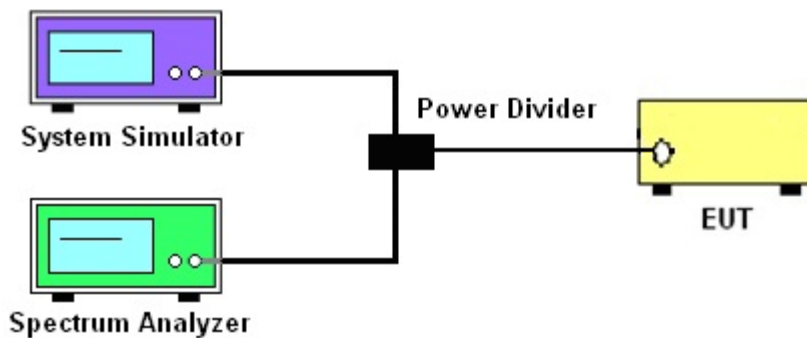
See list of measuring instruments of this test report.

3.2 Test Setup

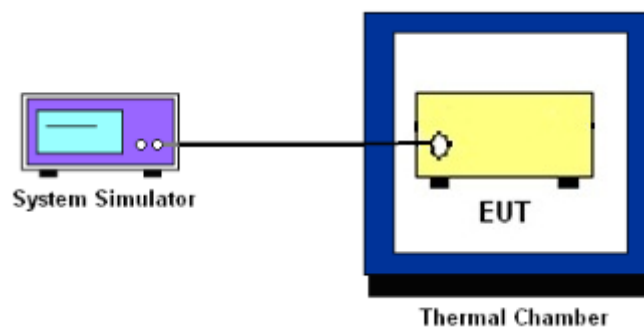
3.2.1 Conducted Output Power



3.2.2 Peak-to-Average Ratio, Occupied Bandwidth, Conducted Band-Edge and Conducted Spurious Emission



3.2.3 Frequency Stability



3.3 Test Result of Conducted Test

Please refer to Appendix A.



3.4 Conducted Output Power and ERP/EIRP

3.4.1 Description of the Conducted Output Power Measurement and ERP/EIRP Measurement

A system simulator was used to establish communication with the EUT. Its parameters were set to force the EUT transmitting at maximum output power. The measured power in the radio frequency on the transmitter output terminals shall be reported.

The ERP of mobile transmitters must not exceed 7 Watts for 5G NR n5.

The EIRP of mobile transmitters must not exceed 2 Watts for 5G NR n2 and n7 and n38 and n41.

The EIRP of mobile transmitters must not exceed 1 Watts for 5G NR n66.

According to KDB 412172 D01 Power Approach,

$EIRP = P_T + G_T - L_C$, $ERP = EIRP - 2.15$, where

P_T = transmitter output power in dBm

G_T = gain of the transmitting antenna in dBi

L_C = signal attenuation in the connecting cable between the transmitter and antenna in dB

3.4.2 Test Procedures

1. The testing follows ANSI C63.26 Section 5.2
2. The transmitter output port was connected to the system simulator.
3. Set EUT at maximum power through the system simulator.
4. Select lowest, middle, and highest channels for each band and different modulation.
5. Measure and record the power level from the system simulator.



3.5 Peak-to-Average Ratio

3.5.1 Description of the PAR Measurement

Power Complementary Cumulative Distribution Function (CCDF) curves provide a means for characterizing the power peaks of a digitally modulated signal on a statistical basis. A CCDF curve depicts the probability of the peak signal amplitude exceeding the average power level. Most contemporary measurement instrumentation include the capability to produce CCDF curves for an input signal provided that the instrument's resolution bandwidth can be set wide enough to accommodate the entire input signal bandwidth. In measuring transmissions in this band using an average power technique, the peak-to-average ratio (PAR) of the transmission may not exceed 13 dB.

3.5.2 Test Procedures

1. The testing follows ANSI C63.26 Section 5.2.3.4 (CCDF).
2. The EUT was connected to spectrum and system simulator via a power divider.
3. Set the CCDF (Complementary Cumulative Distribution Function) option in spectrum analyzer.
4. The highest RF powers were measured and recorded the maximum PAPR level associated with a probability of 0.1 %.
5. Record the deviation as Peak to Average Ratio.



3.6 Occupied Bandwidth

3.6.1 Description of Occupied Bandwidth Measurement

The occupied bandwidth is the width of a frequency band such that, below the lower and above the upper frequency limits, the mean powers emitted are each equal to a specified percentage 0.5% of the total mean transmitted power.

The 26 dB emission bandwidth is defined as the frequency range between two points, one above and one below the carrier frequency, at which the spectral density of the emission is attenuated 26 dB below the maximum in-band spectral density of the modulated signal. Spectral density (power per unit bandwidth) is to be measured with a detector of resolution bandwidth equal to approximately 1.0% of the emission bandwidth.

3.6.2 Test Procedures

1. The testing follows ANSI C63.26 Section 5.4
2. The EUT was connected to spectrum analyzer and system simulator via a power divider.
3. The spectrum analyzer center frequency is set to the nominal EUT channel center frequency. The span range for the spectrum analyzer shall be between two and five times the anticipated OBW.
4. The nominal resolution bandwidth (RBW) shall be in the range of 1 to 5 % of the anticipated OBW, and the VBW shall be at least 3 times the RBW.
5. Set the detection mode to peak, and the trace mode to max hold.
6. Determine the reference value: Set the EUT to transmit a modulated signal. Allow the trace to stabilize. Set the spectrum analyzer marker to the highest level of the displayed trace.
(this is the reference value)
7. Determine the “-26 dB down amplitude” as equal to (Reference Value – X).
8. Place two markers, one at the lowest and the other at the highest frequency of the envelope of the spectral display such that each marker is at or slightly below the “-X dB down amplitude” determined in step 6. If a marker is below this “-X dB down amplitude” value it shall be placed as close as possible to this value. The OBW is the positive frequency difference between the two markers.
9. Use the 99 % power bandwidth function of the spectrum analyzer and report the measured bandwidth.



3.7 Conducted Band Edge

3.7.1 Description of Conducted Band Edge Measurement

22.917(a)

For operations in the 824 – 849 MHz band, the FCC limit is $43 + 10\log_{10}(P[\text{Watts}])$ dB below the transmitter power $P(\text{Watts})$ in a 100kHz bandwidth. However, in the 1MHz bands immediately outside and adjacent to the licensee's frequency block, a resolution bandwidth of at least one percent of the emission bandwidth of the fundamental emission of the transmitter may be employed.

24.238 (a)

For operations in the 1850-1910 and 1930-1990 MHz band, the FCC limit is $43 + 10\log_{10}(P[\text{Watts}])$ dB below the transmitter power $P(\text{Watts})$ in a 1MHz bandwidth. However, in the 1 MHz bands immediately outside and adjacent to the frequency block a resolution bandwidth of at least one percent of the emission bandwidth of the fundamental emission of the transmitter may be employed.

27.53 (h)

For operations in the 1710 – 1755 MHz band, the FCC limit is $43 + 10\log_{10}(P[\text{Watts}])$ dB below the transmitter power $P(\text{Watts})$ in a 1 MHz bandwidth. However, in the 1MHz bands immediately outside and adjacent to the licensee's frequency block, a resolution bandwidth of at least one percent of the emission bandwidth of the fundamental emission of the transmitter may be employed.

27.53(m)(4)

For mobile digital stations, the attenuation factor shall be not less than $40 + 10 \log (P)$ dB on all frequencies between the channel edge and 5 megahertz from the channel edge, $43 + 10 \log (P)$ dB on all frequencies between 5 megahertz and X megahertz from the channel edge, and $55 + 10 \log (P)$ dB on all frequencies more than X megahertz from the channel edge, where X is the greater of 6 megahertz or the actual emission bandwidth as defined in paragraph (m)(6) of this section. In addition, the attenuation factor shall not be less that $43 + 10 \log (P)$ dB on all frequencies between 2490.5 MHz and 2496 MHz and $55 + 10 \log (P)$ dB at or below 2490.5 MHz. Mobile Satellite Service licensees operating on frequencies below 2495 MHz may also submit a documented interference complaint against BRS licensees operating on channel BRS Channel 1 on the same terms and conditions as adjacent channel BRS or EBS licensees.



3.7.2 Test Procedures

1. The testing follows ANSI C63.26 section 5.7
2. The EUT was connected to spectrum analyzer and system simulator via a power divider.
3. The band edges of low and high channels for the highest RF powers were measured.
4. Set RBW \geq 1% EBW in the 1MHz band immediately outside and adjacent to the band edge.
5. Beyond the 1 MHz band from the band edge, RBW=1MHz was used.
6. Set spectrum analyzer with RMS detector.
7. The RF fundamental frequency should be excluded against the limit line in the operating frequency band.
8. Checked that all the results comply with the emission limit line.

Example:

The limit line is derived from $43 + 10\log(P)$ dB below the transmitter power P(Watts)
= P(W)- [43 + 10log(P)] (dB)
= [30 + 10log(P)] (dBm) - [43 + 10log(P)] (dB) = -13dBm.

9. For 5G NR n7/n38/n41, the other 40 dB, and 55 dB have additionally applied same calculation above.
10. When using the integration method, the starting frequency of the integration shall be centered at one-half of the RBW away from the band edge.



3.8 Conducted Spurious Emission

3.8.1 Description of Conducted Spurious Emission Measurement

The power of any emission outside of the authorized operating frequency ranges must be lower than the transmitter power (P) by a factor of at least $43 + 10 \log (P)$ dB.

For 5G NR n7/n38/n41:

The power of any emission outside of the authorized operating frequency ranges must be lower than the transmitter power (P) by a factor of at least $55 + 10 \log (P)$ dB.

It is measured by means of a calibrated spectrum analyzer and scanned from 30 MHz up to a frequency including its 10th harmonic.

3.8.2 Test Procedures

1. The testing follows ANSI C63.26 section 5.7
2. The EUT was connected to spectrum analyzer and system simulator via a power divider.
3. The RF output of EUT was connected to the spectrum analyzer by RF cable and attenuator. The path loss was compensated to the results for each measurement.
4. The middle channel for the highest RF power within the transmitting frequency was measured.
5. The conducted spurious emission for the whole frequency range was taken.
6. Make the measurement with the spectrum analyzer's RBW = 1MHz, VBW = 3MHz.
7. Set spectrum analyzer with RMS detector.
8. Taking the record of maximum spurious emission.
9. The RF fundamental frequency should be excluded against the limit line in the operating frequency band.
10. The limit line is derived from $43 + 10\log(P)$ dB below the transmitter power P(Watts)
 $= P(W) - [43 + 10\log(P)]$ (dB)
 $= [30 + 10\log(P)]$ (dBm) - $[43 + 10\log(P)]$ (dB)
 $= -13$ dBm.
11. For 5G NR n7/n38/n41
The limit line is derived from $55 + 10\log(P)$ dB below the transmitter power P(Watts)
 $= P(W) - [55 + 10\log(P)]$ (dB)
 $= [30 + 10\log(P)]$ (dBm) - $[55 + 10\log(P)]$ (dB)
 $= -25$ dBm.



3.9 Frequency Stability

3.9.1 Description of Frequency Stability Measurement

The frequency stability shall be measured by variation of ambient temperature and variation of primary supply voltage to ensure that the fundamental emission stays within the authorized frequency block. The frequency stability of the transmitter shall be maintained within $\pm 0.00025\%$ ($\pm 2.5\text{ppm}$) of the center frequency.

3.9.2 Test Procedures for Temperature Variation

1. The testing follows ANSI C63.26 section 5.6.4
2. The EUT was set up in the thermal chamber and connected with the system simulator.
3. With power OFF, the temperature was decreased to -30°C and the EUT was stabilized before testing. Power was applied and the maximum change in frequency was recorded within one minute.
4. With power OFF, the temperature was raised in 10°C step up to 50°C . The EUT was stabilized at each step for at least half an hour. Power was applied and the maximum frequency change was recorded within one minute.

3.9.3 Test Procedures for Voltage Variation

1. The testing follows ANSI C63.26 section 5.6.5
2. The EUT was placed in a temperature chamber at $20\pm 5^{\circ}\text{C}$ and connected with the system simulator.
3. The power supply voltage to the EUT was varied from 85% to 115% of the nominal value for other than hand carried battery equipment.
4. For hand carried, battery powered equipment, reduce the primary ac or dc supply voltage to the battery operating end point, which shall be specified by the manufacturer.
5. The variation in frequency was measured for the worst case.

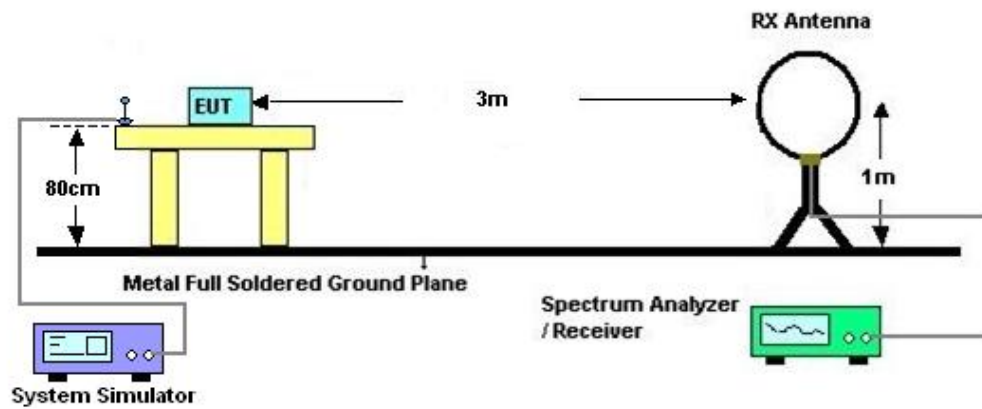
4 Radiated Test Items

4.1 Measuring Instruments

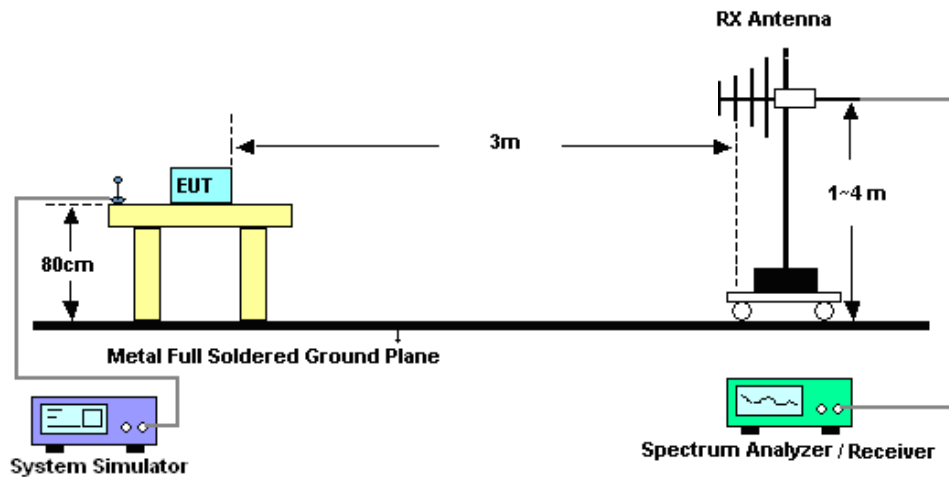
See list of measuring instruments of this test report.

4.2 Test Setup

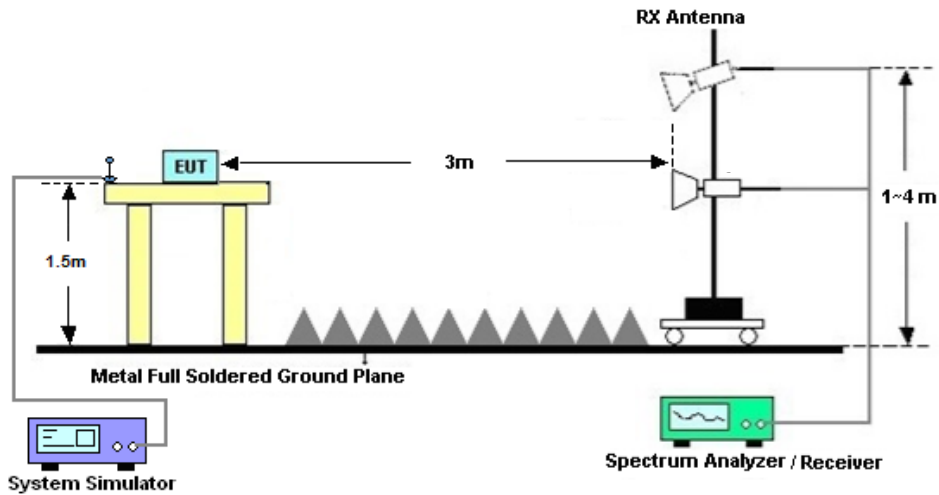
4.2.1 For radiated test below 30MHz



4.2.2 For radiated test from 30MHz to 1GHz



4.2.3 For radiated test above 1GHz



4.3 Test Result of Radiated Test

The low frequency, which started from 9 kHz to 30MHz, was pre-scanned and the result which was 20dB lower than the limit line was not reported.

Please refer to Appendix B.



4.4 Radiated Spurious Emission

4.4.1 Description of Radiated Spurious Emission

The radiated spurious emission was measured by substitution method according to ANSI C63.26. The power of any emission outside of the authorized operating frequency ranges must be attenuated below the transmitter power (P) by a factor of at least $43 + 10 \log (P)$ dB.

For 5G NR n7/n38/n41

The power of any emission outside of the authorized operating frequency ranges must be attenuated below the transmitter power (P) by a factor of at least $55 + 10 \log (P)$ dB.

The spectrum is scanned from 30 MHz up to a frequency including its 10th harmonic.

4.4.2 Test Procedures

1. The testing follows ANSI C63.26 Section 5.5
2. The EUT was placed on a turntable with 0.8 meter height for frequency below 1GHz and 1.5 meter height for frequency above 1GHz respectively above ground.
3. The EUT was set 3 meters from the receiving antenna mounted on the antenna tower.
4. The table was rotated 360 degrees to determine the position of the highest spurious emission.
5. The height of the receiving antenna is varied between 1m to 4m to search the maximum spurious emission for both horizontal and vertical polarizations.
6. During the measurement, the system simulator parameters were set to force the EUT transmitting at maximum output power.
7. Make the measurement with the spectrum analyzer's RBW = 1MHz, VBW = 3MHz, taking the record of maximum spurious emission.
8. A horn antenna was substituted in place of the EUT and was driven by a signal generator.
9. Tune the output power of signal generator to the same emission level with EUT maximum spurious emission.
10. $EIRP (dBm) = S.G. Power - Tx Cable Loss + Tx Antenna Gain$
11. $ERP (dBm) = EIRP - 2.15$
12. The RF fundamental frequency should be excluded against the limit line in the operating frequency band.

The limit line is derived from $43 + 10\log(P)$ dB below the transmitter power P(Watts)
 $= P(W) - [43 + 10\log(P)] (dB)$
 $= [30 + 10\log(P)] (dBm) - [43 + 10\log(P)] (dB)$
 $= -13dBm.$

13. For 5G NR n7/n38/n41:

The limit line is derived from $55 + 10\log(P)$ dB below the transmitter power P(Watts)
The limit line is derived from $55 + 10\log(P)$ dB below the transmitter power P(Watts)



5 List of Measuring Equipment

Instrument	Manufacturer	Model No.	Serial No.	Characteristics	Calibration Date	Test Date	Due Date	Remark
Spectrum Analyzer	R&S	FSV40	101078	10Hz~40GHz	Apr. 08, 2021	Mar. 22, 2022	Apr. 07, 2022	Conducted (TH01-SZ)
Power Divider	TOJOIN	PS-2SM-04 265	60.06.020.007 7	0.4GHz~26.5GHz	Dec. 25, 2021	Mar. 22, 2022	Dec. 24, 2022	Conducted (TH01-SZ)
Thermal Chamber	Ten Billion Hongzhangroup	LP-150U	H2014081803	-40~+150°C	Jul. 14, 2021	Mar. 22, 2022	Jul. 13, 2022	Conducted (TH01-SZ)
EMI Test Receiver&SA	Agilent	N9038A	MY52260185	20Hz~26.5GHz	Dec. 02, 2021	Apr. 07, 2022	Dec. 01, 2022	Radiation (03CH01-SZ)
Loop Antenna	R&S	HFH2-Z2	100354	9kHz~30MHz	Jun. 22, 2020	Apr. 07, 2022	Jun. 21, 2022	Radiation (03CH01-SZ)
HF Amplifier	KEYSIGHT	83017A	MY53270105	0.5GHz~26.5Ghz	Oct. 16, 2021	Apr. 07, 2022	Oct. 15, 2022	Radiation (03CH01-SZ)
Bilog Antenna	TeseQ	CBL6112D	35407	30MHz-2GHz	Jul. 15, 2021	Apr. 07, 2022	Jul. 14, 2022	Radiation (03CH01-SZ)
Double Ridge Horn Antenna	ETS-Lindgren	3117	00119436	1GHz~18GHz	Jul. 25, 2021	Apr. 07, 2022	Jul. 24, 2022	Radiation (03CH01-SZ)
SHF-EHF Horn	com-power	AH-840	101071	18Ghz-40GHz	Apr. 11, 2021	Apr. 07, 2022	Apr. 10, 2022	Radiation (03CH01-SZ)
LF Amplifier	Burgeon	BPA-530	102209	0.01~3000Mhz	Apr. 06, 2022	Apr. 07, 2022	Apr. 05, 2023	Radiation (03CH01-SZ)
HF Amplifier	MITEQ	AMF-7D-00 101800-30-1 0P-R	1943528	1GHz~18GHz	Oct. 15, 2021	Apr. 07, 2022	Oct. 14, 2022	Radiation (03CH01-SZ)
HF Amplifier	MITEQ	TTA1840-35 -HG	1871923	18GHz~40GHz	Jul. 21, 2021	Apr. 07, 2022	Jul. 20, 2022	Radiation (03CH01-SZ)
AC Power Source	Chroma	61601	616010001985	N/A	NCR	Apr. 07, 2022	NCR	Radiation (03CH01-SZ)
Turn Table	EM	EM1000	N/A	0~360 degree	NCR	Apr. 07, 2022	NCR	Radiation (03CH01-SZ)
Antenna Mast	EM	EM1000	N/A	1 m~4 m	NCR	Apr. 07, 2022	NCR	Radiation (03CH01-SZ)

NCR: No Calibration Required



6 Uncertainty of Evaluation

The measurement uncertainties shown below were calculated in accordance with the requirements of ANSI 63.26-2015. All the measurement uncertainty value were shown with a coverage K=2 to indicate 95% level of confidence. The measurement data show herein meets or exceeds the CISPR measurement uncertainty values specified in CISPR 16-4-2 and can be compared directly to specified limit to determine compliance.

Uncertainty of Radiated Emission Measurement (30 MHz ~ 1000 MHz)

Measuring Uncertainty for a Level of Confidence of 95% (U = 2Uc(y))	2.48dB
---	--------

Uncertainty of Radiated Emission Measurement (1 GHz ~ 18 GHz)

Measuring Uncertainty for a Level of Confidence of 95% (U = 2Uc(y))	3.53dB
---	--------

Uncertainty of Radiated Emission Measurement (18 GHz ~ 40 GHz)

Measuring Uncertainty for a Level of Confidence of 95% (U = 2Uc(y))	4.02dB
---	--------

----- THE END -----



Appendix A. Test Results of Conducted Test

Test Engineer :	Chen Hong	Temperature :	22~23°C
		Relative Humidity :	40~42%

FR1 N2

Maximum EIRP (Ant.13), Antenna gain =-1.0dB

NR	SCS	Bandwidth	Arfcn	Freq	Modulation	RB	Conducted Power(dBm)	EIRP	EIRP
Band	(kHz)	(MHz)		(MHz)				(dBm)	(W)
2	15	5	386500	1852.5	DFT-s-OFDM PI/2 BPSK	12@6	21.96	20.96	0.1247
2	15	5	386500	1852.5	DFT-s-OFDM PI/2 BPSK	1@1	21.93	20.93	0.1239
2	15	5	386500	1852.5	DFT-s-OFDM PI/2 BPSK	1@23	21.84	20.84	0.1213
2	15	5	386500	1852.5	DFT-s-OFDM QPSK	12@6	22.05	21.05	0.1274
2	15	5	386500	1852.5	DFT-s-OFDM QPSK	1@1	22.06	21.06	0.1276
2	15	5	386500	1852.5	DFT-s-OFDM QPSK	1@23	22.09	21.09	0.1285
2	15	5	386500	1852.5	DFT-s-OFDM 16 QAM	12@6	20.88	19.88	0.0973
2	15	5	386500	1852.5	DFT-s-OFDM 16 QAM	1@1	21.12	20.12	0.1028
2	15	5	386500	1852.5	DFT-s-OFDM 16 QAM	1@23	21	20	0.1000
2	15	5	386500	1852.5	DFT-s-OFDM 64 QAM	12@6	19.54	18.54	0.0714
2	15	5	386500	1852.5	DFT-s-OFDM 64 QAM	1@1	19.63	18.63	0.0729
2	15	5	386500	1852.5	DFT-s-OFDM 64 QAM	1@23	19.52	18.52	0.0711
2	15	5	386500	1852.5	DFT-s-OFDM 256 QAM	12@6	17.31	16.31	0.0428
2	15	5	386500	1852.5	DFT-s-OFDM 256 QAM	1@1	17.24	16.24	0.0421
2	15	5	386500	1852.5	DFT-s-OFDM 256 QAM	1@23	17.18	16.18	0.0415
2	15	5	386500	1852.5	CP-OFDM QPSK	13@6	20.52	19.52	0.0895
2	15	5	386500	1852.5	CP-OFDM QPSK	1@1	20.56	19.56	0.0904
2	15	5	386500	1852.5	CP-OFDM QPSK	1@23	20.14	19.14	0.0820
2	15	5	392000	1880	DFT-s-OFDM PI/2 BPSK	12@6	22.01	21.01	0.1262
2	15	5	392000	1880	DFT-s-OFDM PI/2 BPSK	1@1	21.99	20.99	0.1256
2	15	5	392000	1880	DFT-s-OFDM PI/2 BPSK	1@23	21.92	20.92	0.1236
2	15	5	392000	1880	DFT-s-OFDM QPSK	12@6	22.1	21.1	0.1288
2	15	5	392000	1880	DFT-s-OFDM QPSK	1@1	22.11	21.11	0.1291
2	15	5	392000	1880	DFT-s-OFDM QPSK	1@23	22.15	21.15	0.1303
2	15	5	392000	1880	DFT-s-OFDM 16 QAM	12@6	20.94	19.94	0.0986
2	15	5	392000	1880	DFT-s-OFDM 16 QAM	1@1	21.19	20.19	0.1045
2	15	5	392000	1880	DFT-s-OFDM 16 QAM	1@23	21.05	20.05	0.1012
2	15	5	392000	1880	DFT-s-OFDM	12@6	19.61	18.61	0.0726

					64 QAM				
2	15	5	392000	1880	DFT-s-OFDM 64 QAM	1@1	19.64	18.64	0.0731
2	15	5	392000	1880	DFT-s-OFDM 64 QAM	1@23	19.57	18.57	0.0719
2	15	5	392000	1880	DFT-s-OFDM 256 QAM	12@6	17.53	16.53	0.0450
2	15	5	392000	1880	DFT-s-OFDM 256 QAM	1@1	17.3	16.3	0.0427
2	15	5	392000	1880	DFT-s-OFDM 256 QAM	1@23	17.25	16.25	0.0422
2	15	5	392000	1880	CP-OFDM QPSK	13@6	20.59	19.59	0.0910
2	15	5	392000	1880	CP-OFDM QPSK	1@1	20.65	19.65	0.0923
2	15	5	392000	1880	CP-OFDM QPSK	1@23	20.24	19.24	0.0839
2	15	5	397500	1907.5	DFT-s-OFDM PI/2 BPSK	12@6	22.05	21.05	0.1274
2	15	5	397500	1907.5	DFT-s-OFDM PI/2 BPSK	1@1	22.07	21.07	0.1279
2	15	5	397500	1907.5	DFT-s-OFDM PI/2 BPSK	1@23	21.94	20.94	0.1242
2	15	5	397500	1907.5	DFT-s-OFDM QPSK	12@6	22.14	21.14	0.1300
2	15	5	397500	1907.5	DFT-s-OFDM QPSK	1@1	22.27	21.27	0.1340
2	15	5	397500	1907.5	DFT-s-OFDM QPSK	1@23	21.98	20.98	0.1253
2	15	5	397500	1907.5	DFT-s-OFDM 16 QAM	12@6	21.03	20.03	0.1007
2	15	5	397500	1907.5	DFT-s-OFDM 16 QAM	1@1	21.25	20.25	0.1059
2	15	5	397500	1907.5	DFT-s-OFDM 16 QAM	1@23	21.13	20.13	0.1030
2	15	5	397500	1907.5	DFT-s-OFDM 64 QAM	12@6	19.64	18.64	0.0731
2	15	5	397500	1907.5	DFT-s-OFDM 64 QAM	1@1	19.69	18.69	0.0740
2	15	5	397500	1907.5	DFT-s-OFDM 64 QAM	1@23	19.63	18.63	0.0729
2	15	5	397500	1907.5	DFT-s-OFDM 256 QAM	12@6	17.52	16.52	0.0449
2	15	5	397500	1907.5	DFT-s-OFDM 256 QAM	1@1	17.35	16.35	0.0432
2	15	5	397500	1907.5	DFT-s-OFDM 256 QAM	1@23	17.3	16.3	0.0427
2	15	5	397500	1907.5	CP-OFDM QPSK	13@6	20.62	19.62	0.0916
2	15	5	397500	1907.5	CP-OFDM QPSK	1@1	20.46	19.46	0.0883
2	15	5	397500	1907.5	CP-OFDM QPSK	1@23	20.29	19.29	0.0849
2	15	10	387000	1855	DFT-s-OFDM PI/2 BPSK	25@12	22.04	21.04	0.1271
2	15	10	387000	1855	DFT-s-OFDM PI/2 BPSK	1@1	21.99	20.99	0.1256
2	15	10	387000	1855	DFT-s-OFDM PI/2 BPSK	1@50	21.97	20.97	0.1250
2	15	10	387000	1855	DFT-s-OFDM QPSK	25@12	21.97	20.97	0.1250
2	15	10	387000	1855	DFT-s-OFDM QPSK	1@1	21.96	20.96	0.1247
2	15	10	387000	1855	DFT-s-OFDM QPSK	1@50	22.16	21.16	0.1306
2	15	10	387000	1855	DFT-s-OFDM 16 QAM	25@12	21.07	20.07	0.1016

2	15	10	387000	1855	DFT-s-OFDM 16 QAM	1@1	21.18	20.18	0.1042
2	15	10	387000	1855	DFT-s-OFDM 16 QAM	1@50	21.13	20.13	0.1030
2	15	10	387000	1855	DFT-s-OFDM 64 QAM	25@12	19.68	18.68	0.0738
2	15	10	387000	1855	DFT-s-OFDM 64 QAM	1@1	19.69	18.69	0.0740
2	15	10	387000	1855	DFT-s-OFDM 64 QAM	1@50	19.62	18.62	0.0728
2	15	10	387000	1855	DFT-s-OFDM 256 QAM	25@12	17.2	16.2	0.0417
2	15	10	387000	1855	DFT-s-OFDM 256 QAM	1@1	17.25	16.25	0.0422
2	15	10	387000	1855	DFT-s-OFDM 256 QAM	1@50	17.23	16.23	0.0420
2	15	10	387000	1855	CP-OFDM QPSK	26@13	20.51	19.51	0.0893
2	15	10	387000	1855	CP-OFDM QPSK	1@1	20.68	19.68	0.0929
2	15	10	387000	1855	CP-OFDM QPSK	1@50	20.32	19.32	0.0855
2	15	10	392000	1880	DFT-s-OFDM PI/2 BPSK	25@12	22.06	21.06	0.1276
2	15	10	392000	1880	DFT-s-OFDM PI/2 BPSK	1@1	22.05	21.05	0.1274
2	15	10	392000	1880	DFT-s-OFDM PI/2 BPSK	1@50	21.98	20.98	0.1253
2	15	10	392000	1880	DFT-s-OFDM QPSK	25@12	22.08	21.08	0.1282
2	15	10	392000	1880	DFT-s-OFDM QPSK	1@1	22.11	21.11	0.1291
2	15	10	392000	1880	DFT-s-OFDM QPSK	1@50	22.14	21.14	0.1300
2	15	10	392000	1880	DFT-s-OFDM 16 QAM	25@12	21.1	20.1	0.1023
2	15	10	392000	1880	DFT-s-OFDM 16 QAM	1@1	21.22	20.22	0.1052
2	15	10	392000	1880	DFT-s-OFDM 16 QAM	1@50	21.16	20.16	0.1038
2	15	10	392000	1880	DFT-s-OFDM 64 QAM	25@12	19.73	18.73	0.0746
2	15	10	392000	1880	DFT-s-OFDM 64 QAM	1@1	19.7	18.7	0.0741
2	15	10	392000	1880	DFT-s-OFDM 64 QAM	1@50	19.69	18.69	0.0740
2	15	10	392000	1880	DFT-s-OFDM 256 QAM	25@12	17.56	16.56	0.0453
2	15	10	392000	1880	DFT-s-OFDM 256 QAM	1@1	17.37	16.37	0.0434
2	15	10	392000	1880	DFT-s-OFDM 256 QAM	1@50	17.32	16.32	0.0429
2	15	10	392000	1880	CP-OFDM QPSK	26@13	20.57	19.57	0.0906
2	15	10	392000	1880	CP-OFDM QPSK	1@1	20.44	19.44	0.0879
2	15	10	392000	1880	CP-OFDM QPSK	1@50	20.38	19.38	0.0867
2	15	10	397000	1905	DFT-s-OFDM PI/2 BPSK	25@12	22.15	21.15	0.1303
2	15	10	397000	1905	DFT-s-OFDM PI/2 BPSK	1@1	22.16	21.16	0.1306
2	15	10	397000	1905	DFT-s-OFDM PI/2 BPSK	1@50	22.11	21.11	0.1291
2	15	10	397000	1905	DFT-s-OFDM QPSK	25@12	22.2	21.2	0.1318
2	15	10	397000	1905	DFT-s-OFDM QPSK	1@1	22.25	21.25	0.1334

2	15	10	397000	1905	DFT-s-OFDM QPSK	1@50	22.04	21.04	0.1271
2	15	10	397000	1905	DFT-s-OFDM 16 QAM	25@12	21.19	20.19	0.1045
2	15	10	397000	1905	DFT-s-OFDM 16 QAM	1@1	21.32	20.32	0.1076
2	15	10	397000	1905	DFT-s-OFDM 16 QAM	1@50	21.19	20.19	0.1045
2	15	10	397000	1905	DFT-s-OFDM 64 QAM	25@12	19.81	18.81	0.0760
2	15	10	397000	1905	DFT-s-OFDM 64 QAM	1@1	19.82	18.82	0.0762
2	15	10	397000	1905	DFT-s-OFDM 64 QAM	1@50	19.74	18.74	0.0748
2	15	10	397000	1905	DFT-s-OFDM 256 QAM	25@12	17.63	16.63	0.0460
2	15	10	397000	1905	DFT-s-OFDM 256 QAM	1@1	17.45	16.45	0.0442
2	15	10	397000	1905	DFT-s-OFDM 256 QAM	1@50	17.36	16.36	0.0433
2	15	10	397000	1905	CP-OFDM QPSK	26@13	20.66	19.66	0.0925
2	15	10	397000	1905	CP-OFDM QPSK	1@1	20.51	19.51	0.0893
2	15	10	397000	1905	CP-OFDM QPSK	1@50	20.45	19.45	0.0881
2	15	15	387500	1857.5	DFT-s-OFDM PI/2 BPSK	36@18	22.21	21.21	0.1321
2	15	15	387500	1857.5	DFT-s-OFDM PI/2 BPSK	1@1	22.15	21.15	0.1303
2	15	15	387500	1857.5	DFT-s-OFDM PI/2 BPSK	1@77	22.17	21.17	0.1309
2	15	15	387500	1857.5	DFT-s-OFDM QPSK	36@18	22.09	21.09	0.1285
2	15	15	387500	1857.5	DFT-s-OFDM QPSK	1@1	21.95	20.95	0.1245
2	15	15	387500	1857.5	DFT-s-OFDM QPSK	1@77	22.33	21.33	0.1358
2	15	15	387500	1857.5	DFT-s-OFDM 16 QAM	36@18	21.26	20.26	0.1062
2	15	15	387500	1857.5	DFT-s-OFDM 16 QAM	1@1	21.28	20.28	0.1067
2	15	15	387500	1857.5	DFT-s-OFDM 16 QAM	1@77	21.33	20.33	0.1079
2	15	15	387500	1857.5	DFT-s-OFDM 64 QAM	36@18	19.76	18.76	0.0752
2	15	15	387500	1857.5	DFT-s-OFDM 64 QAM	1@1	19.73	18.73	0.0746
2	15	15	387500	1857.5	DFT-s-OFDM 64 QAM	1@77	19.8	18.8	0.0759
2	15	15	387500	1857.5	DFT-s-OFDM 256 QAM	36@18	17.31	16.31	0.0428
2	15	15	387500	1857.5	DFT-s-OFDM 256 QAM	1@1	17.46	16.46	0.0443
2	15	15	387500	1857.5	DFT-s-OFDM 256 QAM	1@77	17.51	16.51	0.0448
2	15	15	387500	1857.5	CP-OFDM QPSK	39@19	20.73	19.73	0.0940
2	15	15	387500	1857.5	CP-OFDM QPSK	1@1	20.85	19.85	0.0966
2	15	15	387500	1857.5	CP-OFDM QPSK	1@77	20.43	19.43	0.0877
2	15	15	392000	1880	DFT-s-OFDM PI/2 BPSK	36@18	22.2	21.2	0.1318
2	15	15	392000	1880	DFT-s-OFDM PI/2 BPSK	1@1	22.19	21.19	0.1315
2	15	15	392000	1880	DFT-s-OFDM PI/2 BPSK	1@77	22.25	21.25	0.1334

2	15	15	392000	1880	DFT-s-OFDM QPSK	36@18	22.26	21.26	0.1337
2	15	15	392000	1880	DFT-s-OFDM QPSK	1@1	22.29	21.29	0.1346
2	15	15	392000	1880	DFT-s-OFDM QPSK	1@77	22.16	21.16	0.1306
2	15	15	392000	1880	DFT-s-OFDM 16 QAM	36@18	21.24	20.24	0.1057
2	15	15	392000	1880	DFT-s-OFDM 16 QAM	1@1	21.31	20.31	0.1074
2	15	15	392000	1880	DFT-s-OFDM 16 QAM	1@77	21.33	20.33	0.1079
2	15	15	392000	1880	DFT-s-OFDM 64 QAM	36@18	19.82	18.82	0.0762
2	15	15	392000	1880	DFT-s-OFDM 64 QAM	1@1	19.83	18.83	0.0764
2	15	15	392000	1880	DFT-s-OFDM 64 QAM	1@77	19.87	18.87	0.0771
2	15	15	392000	1880	DFT-s-OFDM 256 QAM	36@18	17.4	16.4	0.0437
2	15	15	392000	1880	DFT-s-OFDM 256 QAM	1@1	17.46	16.46	0.0443
2	15	15	392000	1880	DFT-s-OFDM 256 QAM	1@77	17.47	16.47	0.0444
2	15	15	392000	1880	CP-OFDM QPSK	39@19	20.76	19.76	0.0946
2	15	15	392000	1880	CP-OFDM QPSK	1@1	20.85	19.85	0.0966
2	15	15	392000	1880	CP-OFDM QPSK	1@77	20.5	19.5	0.0891
2	15	15	396500	1902.5	DFT-s-OFDM PI/2 BPSK	36@18	22.19	21.19	0.1315
2	15	15	396500	1902.5	DFT-s-OFDM PI/2 BPSK	1@1	22.2	21.2	0.1318
2	15	15	396500	1902.5	DFT-s-OFDM PI/2 BPSK	1@77	22.26	21.26	0.1337
2	15	15	396500	1902.5	DFT-s-OFDM QPSK	36@18	22.19	21.19	0.1315
2	15	15	396500	1902.5	DFT-s-OFDM QPSK	1@1	22.22	21.22	0.1324
2	15	15	396500	1902.5	DFT-s-OFDM QPSK	1@77	22.08	21.08	0.1282
2	15	15	396500	1902.5	DFT-s-OFDM 16 QAM	36@18	21.24	20.24	0.1057
2	15	15	396500	1902.5	DFT-s-OFDM 16 QAM	1@1	21.28	20.28	0.1067
2	15	15	396500	1902.5	DFT-s-OFDM 16 QAM	1@77	21.22	20.22	0.1052
2	15	15	396500	1902.5	DFT-s-OFDM 64 QAM	36@18	19.74	18.74	0.0748
2	15	15	396500	1902.5	DFT-s-OFDM 64 QAM	1@1	19.82	18.82	0.0762
2	15	15	396500	1902.5	DFT-s-OFDM 64 QAM	1@77	19.91	18.91	0.0778
2	15	15	396500	1902.5	DFT-s-OFDM 256 QAM	36@18	17.66	16.66	0.0463
2	15	15	396500	1902.5	DFT-s-OFDM 256 QAM	1@1	17.5	16.5	0.0447
2	15	15	396500	1902.5	DFT-s-OFDM 256 QAM	1@77	17.5	16.5	0.0447
2	15	15	396500	1902.5	CP-OFDM QPSK	39@19	20.76	19.76	0.0946
2	15	15	396500	1902.5	CP-OFDM QPSK	1@1	20.86	19.86	0.0968
2	15	15	396500	1902.5	CP-OFDM QPSK	1@77	20.46	19.46	0.0883
2	15	20	388000	1860	DFT-s-OFDM PI/2 BPSK	50@25	22.21	21.21	0.1321

2	15	20	388000	1860	DFT-s-OFDM PI/2 BPSK	1@1	22.2	21.2	0.1318
2	15	20	388000	1860	DFT-s-OFDM PI/2 BPSK	1@104	22.23	21.23	0.1327
2	15	20	388000	1860	DFT-s-OFDM QPSK	50@25	22.22	21.22	0.1324
2	15	20	388000	1860	DFT-s-OFDM QPSK	1@1	21.69	20.69	0.1172
2	15	20	388000	1860	DFT-s-OFDM QPSK	1@104	22.38	21.38	0.1374
2	15	20	388000	1860	DFT-s-OFDM 16 QAM	50@25	21.24	20.24	0.1057
2	15	20	388000	1860	DFT-s-OFDM 16 QAM	1@1	21.12	20.12	0.1028
2	15	20	388000	1860	DFT-s-OFDM 16 QAM	1@104	21.39	20.39	0.1094
2	15	20	388000	1860	DFT-s-OFDM 64 QAM	50@25	19.77	18.77	0.0753
2	15	20	388000	1860	DFT-s-OFDM 64 QAM	1@1	19.53	18.53	0.0713
2	15	20	388000	1860	DFT-s-OFDM 64 QAM	1@104	19.87	18.87	0.0771
2	15	20	388000	1860	DFT-s-OFDM 256 QAM	50@25	17.7	16.7	0.0468
2	15	20	388000	1860	DFT-s-OFDM 256 QAM	1@1	17.5	16.5	0.0447
2	15	20	388000	1860	DFT-s-OFDM 256 QAM	1@104	17.53	16.53	0.0450
2	15	20	388000	1860	CP-OFDM QPSK	53@26	20.79	19.79	0.0953
2	15	20	388000	1860	CP-OFDM QPSK	1@1	20.74	19.74	0.0942
2	15	20	388000	1860	CP-OFDM QPSK	1@104	20.56	19.56	0.0904
2	15	20	392000	1880	DFT-s-OFDM PI/2 BPSK	50@25	22.21	21.21	0.1321
2	15	20	392000	1880	DFT-s-OFDM PI/2 BPSK	1@1	22.2	21.2	0.1318
2	15	20	392000	1880	DFT-s-OFDM PI/2 BPSK	1@104	22.26	21.26	0.1337
2	15	20	392000	1880	DFT-s-OFDM QPSK	50@25	22.26	21.26	0.1337
2	15	20	392000	1880	DFT-s-OFDM QPSK	1@1	22.28	21.28	0.1343
2	15	20	392000	1880	DFT-s-OFDM QPSK	1@104	22.18	21.18	0.1312
2	15	20	392000	1880	DFT-s-OFDM 16 QAM	50@25	21.21	20.21	0.1050
2	15	20	392000	1880	DFT-s-OFDM 16 QAM	1@1	21.3	20.3	0.1072
2	15	20	392000	1880	DFT-s-OFDM 16 QAM	1@104	21.35	20.35	0.1084
2	15	20	392000	1880	DFT-s-OFDM 64 QAM	50@25	19.77	18.77	0.0753
2	15	20	392000	1880	DFT-s-OFDM 64 QAM	1@1	19.82	18.82	0.0762
2	15	20	392000	1880	DFT-s-OFDM 64 QAM	1@104	19.88	18.88	0.0773
2	15	20	392000	1880	DFT-s-OFDM 256 QAM	50@25	17.38	16.38	0.0435
2	15	20	392000	1880	DFT-s-OFDM 256 QAM	1@1	17.48	16.48	0.0445
2	15	20	392000	1880	DFT-s-OFDM 256 QAM	1@104	17.49	16.49	0.0446
2	15	20	392000	1880	CP-OFDM QPSK	53@26	20.71	19.71	0.0935
2	15	20	392000	1880	CP-OFDM QPSK	1@1	20.72	19.72	0.0938

2	15	20	392000	1880	CP-OFDM QPSK	1@104	20.53	19.53	0.0897
2	15	20	396000	1900	DFT-s-OFDM PI/2 BPSK	50@25	22.18	21.18	0.1312
2	15	20	396000	1900	DFT-s-OFDM PI/2 BPSK	1@1	22.21	21.21	0.1321
2	15	20	396000	1900	DFT-s-OFDM PI/2 BPSK	1@104	22.24	21.24	0.1330
2	15	20	396000	1900	DFT-s-OFDM QPSK	50@25	22.22	21.22	0.1324
2	15	20	396000	1900	DFT-s-OFDM QPSK	1@1	22.26	21.26	0.1337
2	15	20	396000	1900	DFT-s-OFDM QPSK	1@104	22.03	21.03	0.1268
2	15	20	396000	1900	DFT-s-OFDM 16 QAM	50@25	21.21	20.21	0.1050
2	15	20	396000	1900	DFT-s-OFDM 16 QAM	1@1	21.34	20.34	0.1081
2	15	20	396000	1900	DFT-s-OFDM 16 QAM	1@104	21.24	20.24	0.1057
2	15	20	396000	1900	DFT-s-OFDM 64 QAM	50@25	19.76	18.76	0.0752
2	15	20	396000	1900	DFT-s-OFDM 64 QAM	1@1	19.81	18.81	0.0760
2	15	20	396000	1900	DFT-s-OFDM 64 QAM	1@104	19.83	18.83	0.0764
2	15	20	396000	1900	DFT-s-OFDM 256 QAM	50@25	17.63	16.63	0.0460
2	15	20	396000	1900	DFT-s-OFDM 256 QAM	1@1	17.46	16.46	0.0443
2	15	20	396000	1900	DFT-s-OFDM 256 QAM	1@104	17.55	16.55	0.0452
2	15	20	396000	1900	CP-OFDM QPSK	53@26	20.74	19.74	0.0942
2	15	20	396000	1900	CP-OFDM QPSK	1@1	20.81	19.81	0.0957
2	15	20	396000	1900	CP-OFDM QPSK	1@104	20.46	19.46	0.0883

Maximum Conducted Power (Ant. 31)

NR	SCS	Bandwidth	Arfcn	Freq	Modulation	RB	Conducted Power(dBm)
Band	(kHz)	(MHz)		(MHz)			
2	15	5	386500	1852.5	DFT-s-OFDM PI/2 BPSK	12@6	22.88
2	15	5	386500	1852.5	DFT-s-OFDM PI/2 BPSK	1@1	22.87
2	15	5	386500	1852.5	DFT-s-OFDM PI/2 BPSK	1@23	22.73
2	15	5	386500	1852.5	DFT-s-OFDM QPSK	12@6	22.74
2	15	5	386500	1852.5	DFT-s-OFDM QPSK	1@1	22.8
2	15	5	386500	1852.5	DFT-s-OFDM QPSK	1@23	22.64
2	15	5	386500	1852.5	DFT-s-OFDM 16 QAM	12@6	21.75
2	15	5	386500	1852.5	DFT-s-OFDM 16 QAM	1@1	21.95
2	15	5	386500	1852.5	DFT-s-OFDM 16 QAM	1@23	21.86
2	15	5	386500	1852.5	DFT-s-OFDM 64 QAM	12@6	20.38
2	15	5	386500	1852.5	DFT-s-OFDM 64 QAM	1@1	20.46
2	15	5	386500	1852.5	DFT-s-OFDM 64 QAM	1@23	20.34
2	15	5	386500	1852.5	DFT-s-OFDM 256 QAM	12@6	18.01
2	15	5	386500	1852.5	DFT-s-OFDM 256 QAM	1@1	18.07
2	15	5	386500	1852.5	DFT-s-OFDM 256 QAM	1@23	17.97
2	15	5	386500	1852.5	CP-OFDM QPSK	13@6	21.31
2	15	5	386500	1852.5	CP-OFDM QPSK	1@1	21.41
2	15	5	386500	1852.5	CP-OFDM QPSK	1@23	21
2	15	5	392000	1880	DFT-s-OFDM PI/2 BPSK	12@6	22.78
2	15	5	392000	1880	DFT-s-OFDM PI/2 BPSK	1@1	22.74
2	15	5	392000	1880	DFT-s-OFDM PI/2 BPSK	1@23	22.65
2	15	5	392000	1880	DFT-s-OFDM QPSK	12@6	22.87
2	15	5	392000	1880	DFT-s-OFDM QPSK	1@1	22.91
2	15	5	392000	1880	DFT-s-OFDM QPSK	1@23	22.91
2	15	5	392000	1880	DFT-s-OFDM 16 QAM	12@6	21.69
2	15	5	392000	1880	DFT-s-OFDM 16 QAM	1@1	21.87
2	15	5	392000	1880	DFT-s-OFDM 16 QAM	1@23	21.81
2	15	5	392000	1880	DFT-s-OFDM 64 QAM	12@6	20.38
2	15	5	392000	1880	DFT-s-OFDM 64 QAM	1@1	20.43
2	15	5	392000	1880	DFT-s-OFDM 64 QAM	1@23	20.33
2	15	5	392000	1880	DFT-s-OFDM 256 QAM	12@6	18.22
2	15	5	392000	1880	DFT-s-OFDM 256 QAM	1@1	18.08

2	15	5	392000	1880	DFT-s-OFDM 256 QAM	1@23	17.98
2	15	5	392000	1880	CP-OFDM QPSK	13@6	21.29
2	15	5	392000	1880	CP-OFDM QPSK	1@1	21.12
2	15	5	392000	1880	CP-OFDM QPSK	1@23	21.04
2	15	5	397500	1907.5	DFT-s-OFDM PI/2 BPSK	12@6	22.82
2	15	5	397500	1907.5	DFT-s-OFDM PI/2 BPSK	1@1	22.82
2	15	5	397500	1907.5	DFT-s-OFDM PI/2 BPSK	1@23	22.68
2	15	5	397500	1907.5	DFT-s-OFDM QPSK	12@6	22.83
2	15	5	397500	1907.5	DFT-s-OFDM QPSK	1@1	22.92
2	15	5	397500	1907.5	DFT-s-OFDM QPSK	1@23	22.91
2	15	5	397500	1907.5	DFT-s-OFDM 16 QAM	12@6	21.69
2	15	5	397500	1907.5	DFT-s-OFDM 16 QAM	1@1	21.92
2	15	5	397500	1907.5	DFT-s-OFDM 16 QAM	1@23	21.78
2	15	5	397500	1907.5	DFT-s-OFDM 64 QAM	12@6	20.33
2	15	5	397500	1907.5	DFT-s-OFDM 64 QAM	1@1	20.39
2	15	5	397500	1907.5	DFT-s-OFDM 64 QAM	1@23	20.28
2	15	5	397500	1907.5	DFT-s-OFDM 256 QAM	12@6	18.18
2	15	5	397500	1907.5	DFT-s-OFDM 256 QAM	1@1	18.06
2	15	5	397500	1907.5	DFT-s-OFDM 256 QAM	1@23	17.95
2	15	5	397500	1907.5	CP-OFDM QPSK	13@6	21.29
2	15	5	397500	1907.5	CP-OFDM QPSK	1@1	21.11
2	15	5	397500	1907.5	CP-OFDM QPSK	1@23	20.92
2	15	10	387000	1855	DFT-s-OFDM PI/2 BPSK	25@12	22.8
2	15	10	387000	1855	DFT-s-OFDM PI/2 BPSK	1@1	22.78
2	15	10	387000	1855	DFT-s-OFDM PI/2 BPSK	1@50	22.66
2	15	10	387000	1855	DFT-s-OFDM QPSK	25@12	22.6
2	15	10	387000	1855	DFT-s-OFDM QPSK	1@1	22.85
2	15	10	387000	1855	DFT-s-OFDM QPSK	1@50	22.88
2	15	10	387000	1855	DFT-s-OFDM 16 QAM	25@12	21.75
2	15	10	387000	1855	DFT-s-OFDM 16 QAM	1@1	21.94
2	15	10	387000	1855	DFT-s-OFDM 16 QAM	1@50	21.85
2	15	10	387000	1855	DFT-s-OFDM 64 QAM	25@12	20.4
2	15	10	387000	1855	DFT-s-OFDM 64 QAM	1@1	20.44
2	15	10	387000	1855	DFT-s-OFDM 64 QAM	1@50	20.37

2	15	10	387000	1855	DFT-s-OFDM 256 QAM	25@12	18.01
2	15	10	387000	1855	DFT-s-OFDM 256 QAM	1@1	18.02
2	15	10	387000	1855	DFT-s-OFDM 256 QAM	1@50	18
2	15	10	387000	1855	CP-OFDM QPSK	26@13	21.28
2	15	10	387000	1855	CP-OFDM QPSK	1@1	21.2
2	15	10	387000	1855	CP-OFDM QPSK	1@50	21.09
2	15	10	392000	1880	DFT-s-OFDM PI/2 BPSK	25@12	22.76
2	15	10	392000	1880	DFT-s-OFDM PI/2 BPSK	1@1	22.71
2	15	10	392000	1880	DFT-s-OFDM PI/2 BPSK	1@50	22.65
2	15	10	392000	1880	DFT-s-OFDM QPSK	25@12	22.8
2	15	10	392000	1880	DFT-s-OFDM QPSK	1@1	22.82
2	15	10	392000	1880	DFT-s-OFDM QPSK	1@50	22.86
2	15	10	392000	1880	DFT-s-OFDM 16 QAM	25@12	21.8
2	15	10	392000	1880	DFT-s-OFDM 16 QAM	1@1	21.91
2	15	10	392000	1880	DFT-s-OFDM 16 QAM	1@50	21.83
2	15	10	392000	1880	DFT-s-OFDM 64 QAM	25@12	20.4
2	15	10	392000	1880	DFT-s-OFDM 64 QAM	1@1	20.36
2	15	10	392000	1880	DFT-s-OFDM 64 QAM	1@50	20.35
2	15	10	392000	1880	DFT-s-OFDM 256 QAM	25@12	18.24
2	15	10	392000	1880	DFT-s-OFDM 256 QAM	1@1	18.04
2	15	10	392000	1880	DFT-s-OFDM 256 QAM	1@50	18
2	15	10	392000	1880	CP-OFDM QPSK	26@13	21.23
2	15	10	392000	1880	CP-OFDM QPSK	1@1	21.37
2	15	10	392000	1880	CP-OFDM QPSK	1@50	21.05
2	15	10	397000	1905	DFT-s-OFDM PI/2 BPSK	25@12	22.79
2	15	10	397000	1905	DFT-s-OFDM PI/2 BPSK	1@1	22.79
2	15	10	397000	1905	DFT-s-OFDM PI/2 BPSK	1@50	22.67
2	15	10	397000	1905	DFT-s-OFDM QPSK	25@12	22.82
2	15	10	397000	1905	DFT-s-OFDM QPSK	1@1	22.87
2	15	10	397000	1905	DFT-s-OFDM QPSK	1@50	22.91
2	15	10	397000	1905	DFT-s-OFDM 16 QAM	25@12	21.86
2	15	10	397000	1905	DFT-s-OFDM 16 QAM	1@1	21.97
2	15	10	397000	1905	DFT-s-OFDM 16 QAM	1@50	21.84
2	15	10	397000	1905	DFT-s-OFDM 64 QAM	25@12	20.45

2	15	10	397000	1905	DFT-s-OFDM 64 QAM	1@1	20.45
2	15	10	397000	1905	DFT-s-OFDM 64 QAM	1@50	20.34
2	15	10	397000	1905	DFT-s-OFDM 256 QAM	25@12	18.28
2	15	10	397000	1905	DFT-s-OFDM 256 QAM	1@1	18.08
2	15	10	397000	1905	DFT-s-OFDM 256 QAM	1@50	17.96
2	15	10	397000	1905	CP-OFDM QPSK	26@13	21.27
2	15	10	397000	1905	CP-OFDM QPSK	1@1	21.48
2	15	10	397000	1905	CP-OFDM QPSK	1@50	21.07
2	15	15	387500	1857.5	DFT-s-OFDM PI/2 BPSK	36@18	22.9
2	15	15	387500	1857.5	DFT-s-OFDM PI/2 BPSK	1@1	22.87
2	15	15	387500	1857.5	DFT-s-OFDM PI/2 BPSK	1@77	22.89
2	15	15	387500	1857.5	DFT-s-OFDM QPSK	36@18	22.61
2	15	15	387500	1857.5	DFT-s-OFDM QPSK	1@1	22.69
2	15	15	387500	1857.5	DFT-s-OFDM QPSK	1@77	22.98
2	15	15	387500	1857.5	DFT-s-OFDM 16 QAM	36@18	21.85
2	15	15	387500	1857.5	DFT-s-OFDM 16 QAM	1@1	22.05
2	15	15	387500	1857.5	DFT-s-OFDM 16 QAM	1@77	22.04
2	15	15	387500	1857.5	DFT-s-OFDM 64 QAM	36@18	20.38
2	15	15	387500	1857.5	DFT-s-OFDM 64 QAM	1@1	20.54
2	15	15	387500	1857.5	DFT-s-OFDM 64 QAM	1@77	20.5
2	15	15	387500	1857.5	DFT-s-OFDM 256 QAM	36@18	18.08
2	15	15	387500	1857.5	DFT-s-OFDM 256 QAM	1@1	18.14
2	15	15	387500	1857.5	DFT-s-OFDM 256 QAM	1@77	18.15
2	15	15	387500	1857.5	CP-OFDM QPSK	39@19	21.31
2	15	15	387500	1857.5	CP-OFDM QPSK	1@1	21.58
2	15	15	387500	1857.5	CP-OFDM QPSK	1@77	21.14
2	15	15	392000	1880	DFT-s-OFDM PI/2 BPSK	36@18	22.88
2	15	15	392000	1880	DFT-s-OFDM PI/2 BPSK	1@1	22.85
2	15	15	392000	1880	DFT-s-OFDM PI/2 BPSK	1@77	22.88
2	15	15	392000	1880	DFT-s-OFDM QPSK	36@18	22.97
2	15	15	392000	1880	DFT-s-OFDM QPSK	1@1	22.99
2	15	15	392000	1880	DFT-s-OFDM QPSK	1@77	23.05
2	15	15	392000	1880	DFT-s-OFDM 16 QAM	36@18	21.96
2	15	15	392000	1880	DFT-s-OFDM 16 QAM	1@1	22

2	15	15	392000	1880	DFT-s-OFDM 16 QAM	1@77	22.03
2	15	15	392000	1880	DFT-s-OFDM 64 QAM	36@18	20.47
2	15	15	392000	1880	DFT-s-OFDM 64 QAM	1@1	20.53
2	15	15	392000	1880	DFT-s-OFDM 64 QAM	1@77	20.56
2	15	15	392000	1880	DFT-s-OFDM 256 QAM	36@18	18.11
2	15	15	392000	1880	DFT-s-OFDM 256 QAM	1@1	18.13
2	15	15	392000	1880	DFT-s-OFDM 256 QAM	1@77	18.17
2	15	15	392000	1880	CP-OFDM QPSK	39@19	21.46
2	15	15	392000	1880	CP-OFDM QPSK	1@1	21.53
2	15	15	392000	1880	CP-OFDM QPSK	1@77	21.17
2	15	15	396500	1902.5	DFT-s-OFDM PI/2 BPSK	36@18	22.84
2	15	15	396500	1902.5	DFT-s-OFDM PI/2 BPSK	1@1	22.88
2	15	15	396500	1902.5	DFT-s-OFDM PI/2 BPSK	1@77	22.82
2	15	15	396500	1902.5	DFT-s-OFDM QPSK	36@18	22.92
2	15	15	396500	1902.5	DFT-s-OFDM QPSK	1@1	22.97
2	15	15	396500	1902.5	DFT-s-OFDM QPSK	1@77	22.95
2	15	15	396500	1902.5	DFT-s-OFDM 16 QAM	36@18	21.89
2	15	15	396500	1902.5	DFT-s-OFDM 16 QAM	1@1	21.97
2	15	15	396500	1902.5	DFT-s-OFDM 16 QAM	1@77	21.93
2	15	15	396500	1902.5	DFT-s-OFDM 64 QAM	36@18	20.42
2	15	15	396500	1902.5	DFT-s-OFDM 64 QAM	1@1	20.46
2	15	15	396500	1902.5	DFT-s-OFDM 64 QAM	1@77	20.41
2	15	15	396500	1902.5	DFT-s-OFDM 256 QAM	36@18	18.3
2	15	15	396500	1902.5	DFT-s-OFDM 256 QAM	1@1	18.19
2	15	15	396500	1902.5	DFT-s-OFDM 256 QAM	1@77	18.04
2	15	15	396500	1902.5	CP-OFDM QPSK	39@19	21.45
2	15	15	396500	1902.5	CP-OFDM QPSK	1@1	21.54
2	15	15	396500	1902.5	CP-OFDM QPSK	1@77	21.12
2	15	20	388000	1860	DFT-s-OFDM PI/2 BPSK	50@25	22.97
2	15	20	388000	1860	DFT-s-OFDM PI/2 BPSK	1@1	22.94
2	15	20	388000	1860	DFT-s-OFDM PI/2 BPSK	1@104	22.98
2	15	20	388000	1860	DFT-s-OFDM QPSK	50@25	22.57
2	15	20	388000	1860	DFT-s-OFDM QPSK	1@1	22.48
2	15	20	388000	1860	DFT-s-OFDM QPSK	1@104	23.05

2	15	20	388000	1860	DFT-s-OFDM 16 QAM	50@25	21.8
2	15	20	388000	1860	DFT-s-OFDM 16 QAM	1@1	21.85
2	15	20	388000	1860	DFT-s-OFDM 16 QAM	1@104	22.1
2	15	20	388000	1860	DFT-s-OFDM 64 QAM	50@25	20.34
2	15	20	388000	1860	DFT-s-OFDM 64 QAM	1@1	20.26
2	15	20	388000	1860	DFT-s-OFDM 64 QAM	1@104	20.57
2	15	20	388000	1860	DFT-s-OFDM 256 QAM	50@25	18.44
2	15	20	388000	1860	DFT-s-OFDM 256 QAM	1@1	18.23
2	15	20	388000	1860	DFT-s-OFDM 256 QAM	1@104	18.22
2	15	20	388000	1860	CP-OFDM QPSK	53@26	21.3
2	15	20	388000	1860	CP-OFDM QPSK	1@1	21.08
2	15	20	388000	1860	CP-OFDM QPSK	1@104	21.27
2	15	20	392000	1880	DFT-s-OFDM PI/2 BPSK	50@25	22.91
2	15	20	392000	1880	DFT-s-OFDM PI/2 BPSK	1@1	22.88
2	15	20	392000	1880	DFT-s-OFDM PI/2 BPSK	1@104	22.96
2	15	20	392000	1880	DFT-s-OFDM QPSK	50@25	22.99
2	15	20	392000	1880	DFT-s-OFDM QPSK	1@1	23.01
2	15	20	392000	1880	DFT-s-OFDM QPSK	1@104	23.09
2	15	20	392000	1880	DFT-s-OFDM 16 QAM	50@25	21.94
2	15	20	392000	1880	DFT-s-OFDM 16 QAM	1@1	22.03
2	15	20	392000	1880	DFT-s-OFDM 16 QAM	1@104	22.02
2	15	20	392000	1880	DFT-s-OFDM 64 QAM	50@25	20.51
2	15	20	392000	1880	DFT-s-OFDM 64 QAM	1@1	20.54
2	15	20	392000	1880	DFT-s-OFDM 64 QAM	1@104	20.58
2	15	20	392000	1880	DFT-s-OFDM 256 QAM	50@25	18.05
2	15	20	392000	1880	DFT-s-OFDM 256 QAM	1@1	18.09
2	15	20	392000	1880	DFT-s-OFDM 256 QAM	1@104	18.08
2	15	20	392000	1880	CP-OFDM QPSK	53@26	21.44
2	15	20	392000	1880	CP-OFDM QPSK	1@1	21.47
2	15	20	392000	1880	CP-OFDM QPSK	1@104	21.26
2	15	20	396000	1900	DFT-s-OFDM PI/2 BPSK	50@25	22.87
2	15	20	396000	1900	DFT-s-OFDM PI/2 BPSK	1@1	22.86
2	15	20	396000	1900	DFT-s-OFDM PI/2 BPSK	1@104	22.82
2	15	20	396000	1900	DFT-s-OFDM QPSK	50@25	22.95

2	15	20	396000	1900	DFT-s-OFDM QPSK	1@1	22.96
2	15	20	396000	1900	DFT-s-OFDM QPSK	1@104	22.85
2	15	20	396000	1900	DFT-s-OFDM 16 QAM	50@25	21.92
2	15	20	396000	1900	DFT-s-OFDM 16 QAM	1@1	22.02
2	15	20	396000	1900	DFT-s-OFDM 16 QAM	1@104	21.92
2	15	20	396000	1900	DFT-s-OFDM 64 QAM	50@25	20.45
2	15	20	396000	1900	DFT-s-OFDM 64 QAM	1@1	20.53
2	15	20	396000	1900	DFT-s-OFDM 64 QAM	1@104	20.46
2	15	20	396000	1900	DFT-s-OFDM 256 QAM	50@25	18.34
2	15	20	396000	1900	DFT-s-OFDM 256 QAM	1@1	18.2
2	15	20	396000	1900	DFT-s-OFDM 256 QAM	1@104	18.05
2	15	20	396000	1900	CP-OFDM QPSK	53@26	21.43
2	15	20	396000	1900	CP-OFDM QPSK	1@1	21.57
2	15	20	396000	1900	CP-OFDM QPSK	1@104	21.15

Frequency Stability

NR Band	SCS (kHz)	Bandwidth (MHz)	Arfcn	Freq (MHz)	Modulation	RB	Deviation (ppm)	Verdict	Environment
2	15	20	392000	1880.0	DFT-s-OFDM QPSK	100@0	0.00239	PASS	NV
2	15	20	392000	1880.0	DFT-s-OFDM QPSK	100@0	0.00593	PASS	LV
2	15	20	392000	1880.0	DFT-s-OFDM QPSK	100@0	0.00033	PASS	HV
2	15	20	392000	1880.0	DFT-s-OFDM QPSK	100@0	0.00317	PASS	-30°C
2	15	20	392000	1880.0	DFT-s-OFDM QPSK	100@0	0.00508	PASS	-20°C
2	15	20	392000	1880.0	DFT-s-OFDM QPSK	100@0	0.00275	PASS	-10°C
2	15	20	392000	1880.0	DFT-s-OFDM QPSK	100@0	0.00599	PASS	0°C
2	15	20	392000	1880.0	DFT-s-OFDM QPSK	100@0	0.00293	PASS	10°C
2	15	20	392000	1880.0	DFT-s-OFDM QPSK	100@0	0.00612	PASS	20°C
2	15	20	392000	1880.0	DFT-s-OFDM QPSK	100@0	0.00661	PASS	30°C
2	15	20	392000	1880.0	DFT-s-OFDM QPSK	100@0	0.00225	PASS	40°C
2	15	20	392000	1880.0	DFT-s-OFDM QPSK	100@0	0.00362	PASS	50°C

Peak to Average Ratio

NR Band	SCS (kHz)	Bandwidth (MHz)	Arfcn	Freq (MHz)	Modulation	RB	Result (dB)	Limit (dB)	Verdict
2	15	20	388000	1860.0	DFT-s-OFDM PI/2 BPSK	100@0	4.04	13	PASS
2	15	20	388000	1860.0	DFT-s-OFDM PI/2 BPSK	1@0	4.18	13	PASS
2	15	20	388000	1860.0	DFT-s-OFDM QPSK	100@0	5.43	13	PASS
2	15	20	388000	1860.0	DFT-s-OFDM QPSK	1@0	5.89	13	PASS
2	15	20	392000	1880.0	DFT-s-OFDM PI/2 BPSK	100@0	3.89	13	PASS
2	15	20	392000	1880.0	DFT-s-OFDM PI/2 BPSK	1@0	4.16	13	PASS
2	15	20	392000	1880.0	DFT-s-OFDM QPSK	100@0	5.27	13	PASS
2	15	20	392000	1880.0	DFT-s-OFDM QPSK	1@0	5.75	13	PASS
2	15	20	396000	1900.0	DFT-s-OFDM PI/2 BPSK	100@0	4.03	13	PASS
2	15	20	396000	1900.0	DFT-s-OFDM PI/2 BPSK	1@0	4.17	13	PASS
2	15	20	396000	1900.0	DFT-s-OFDM QPSK	100@0	5.39	13	PASS
2	15	20	396000	1900.0	DFT-s-OFDM QPSK	1@0	5.77	13	PASS

N2(20M)_DFT-s-OFDM_PI_2-BPSK_Outer_Full_Low_CH



N2(20M)_DFT-s-OFDM_PI_2-BPSK_Edge_1RB_Left_Low_CH



N2(20M)_DFT-s-OFDM_QPSK_Outer_Full_Low_CH



N2(20M)_DFT-s-OFDM_QPSK_Edge_1RB_Left_Low_CH



N2(20M)_DFT-s-OFDM_PI_2-BPSK_Outer_Full_Mid_CH



N2(20M)_DFT-s-OFDM_PI_2-BPSK_Edge_1RB_Left_Mid_CH



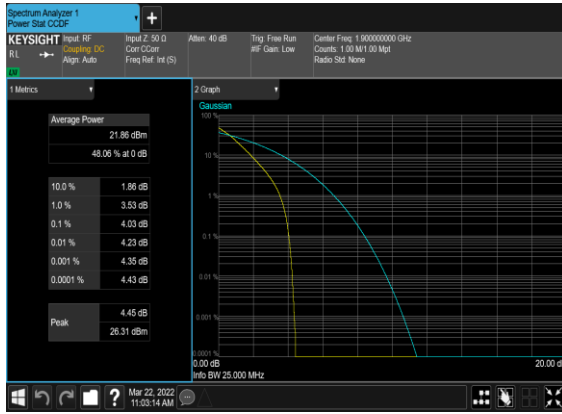
N2(20M)_DFT-s-OFDM_QPSK_Outer_Full_Mid_CH



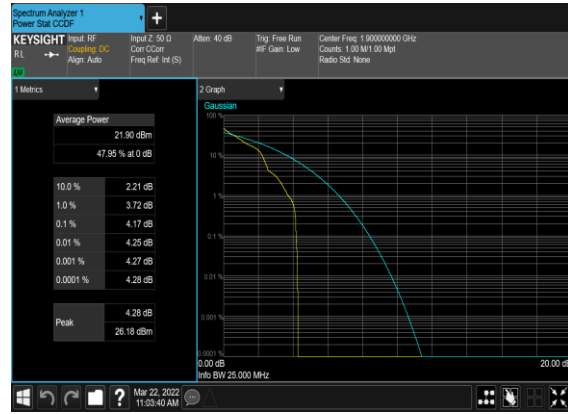
N2(20M)_DFT-s-OFDM_QPSK_Edge_1RB_Left_Mid_CH



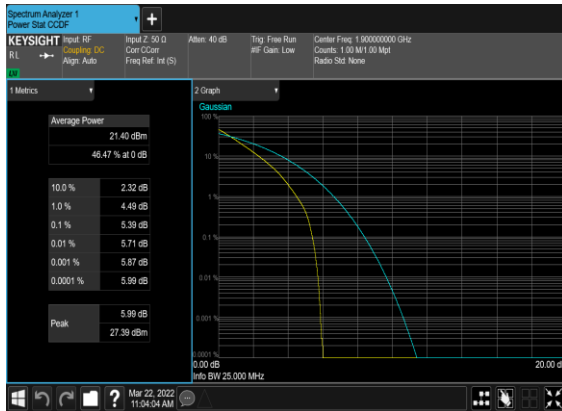
N2(20M)_DFT-s-OFDM_PI_2-BPSK_Outer_Full_High_CH



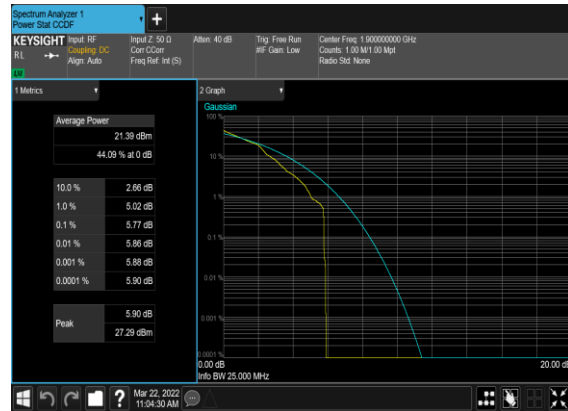
N2(20M)_DFT-s-OFDM_PI_2-BPSK_Edge_1RB_Left_High_CH



N2(20M)_DFT-s-OFDM_QPSK_Outer_Full_High_CH



N2(20M)_DFT-s-OFDM_QPSK_Edge_1RB_Left_High_CH



Occupied Bandwidth

NR Band	SCS (kHz)	Bandwidth (MHz)	Arfcn	Freq (MHz)	Modulation	RB	OBW (MHz)	26dB OBW (MHz)
2	15	5	392000	1880.0	DFT-s-OFDM PI/2 BPSK	25@0	4.4814	4.948
2	15	5	392000	1880.0	DFT-s-OFDM QPSK	25@0	4.4685	5.107
2	15	5	392000	1880.0	CP-OFDM QPSK	25@0	4.4695	5.058
2	15	5	392000	1880.0	CP-OFDM 16 QAM	25@0	4.4993	5.2
2	15	5	392000	1880.0	CP-OFDM 64 QAM	25@0	4.4625	4.985
2	15	5	392000	1880.0	CP-OFDM 256 QAM	25@0	4.4855	5.071
2	15	10	392000	1880.0	DFT-s-OFDM PI/2 BPSK	50@0	8.8961	9.558
2	15	10	392000	1880.0	DFT-s-OFDM QPSK	50@0	8.9222	9.652
2	15	10	392000	1880.0	CP-OFDM QPSK	52@0	9.2742	10.07
2	15	10	392000	1880.0	CP-OFDM 16 QAM	52@0	9.2837	9.984
2	15	10	392000	1880.0	CP-OFDM 64 QAM	52@0	9.266	10.02
2	15	10	392000	1880.0	CP-OFDM 256 QAM	52@0	9.276	9.998
2	15	15	392000	1880.0	DFT-s-OFDM PI/2 BPSK	75@0	13.369	14.38
2	15	15	392000	1880.0	DFT-s-OFDM QPSK	75@0	13.387	14.27
2	15	15	392000	1880.0	CP-OFDM QPSK	79@0	14.074	14.98
2	15	15	392000	1880.0	CP-OFDM 16 QAM	79@0	14.085	15.01
2	15	15	392000	1880.0	CP-OFDM 64 QAM	79@0	14.102	14.96
2	15	15	392000	1880.0	CP-OFDM 256 QAM	79@0	14.053	14.99
2	15	20	392000	1880.0	DFT-s-OFDM PI/2 BPSK	100@0	17.894	18.85
2	15	20	392000	1880.0	DFT-s-OFDM QPSK	100@0	17.835	18.83
2	15	20	392000	1880.0	CP-OFDM QPSK	106@0	18.909	19.9
2	15	20	392000	1880.0	CP-OFDM 16 QAM	106@0	18.906	19.88
2	15	20	392000	1880.0	CP-OFDM 64 QAM	106@0	18.898	19.89
2	15	20	392000	1880.0	CP-OFDM 256 QAM	106@0	18.928	19.94

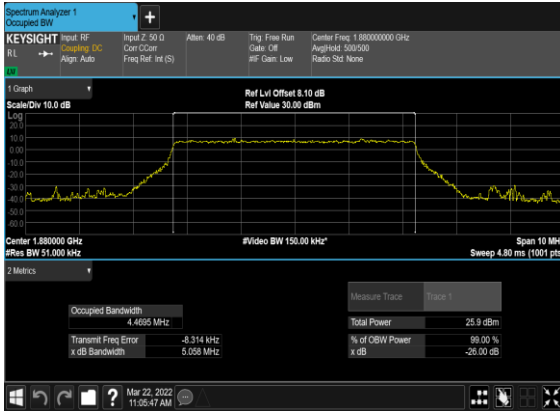
N2(5M)_DFT-s-OFDM_PI_2-
BPSK_Outer_Full_Mid_CH



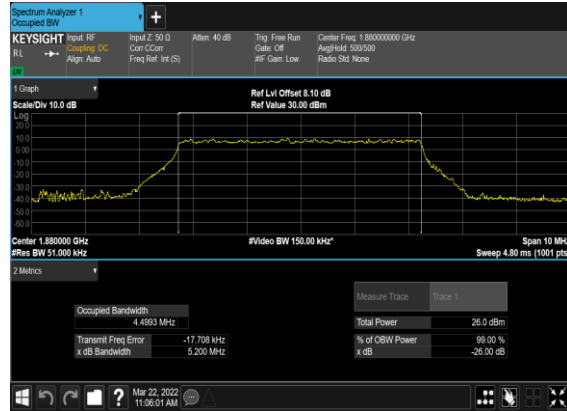
N2(5M)_DFT-s-
OFDM_QPSK_Outer_Full_Mid_CH



N2(5M)_CP-
OFDM_QPSK_Outer_Full_Mid_CH



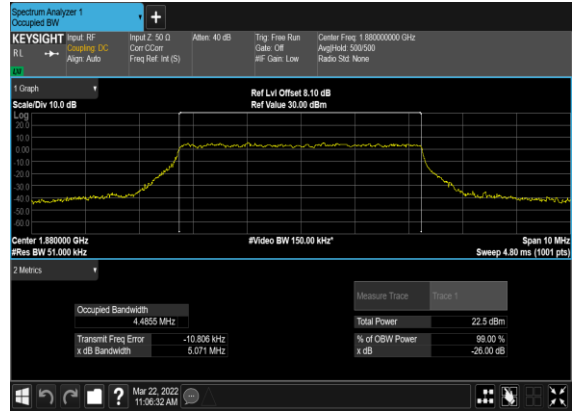
N2(5M)_CP-OFDM_16
QAM_Outer_Full_Mid_CH



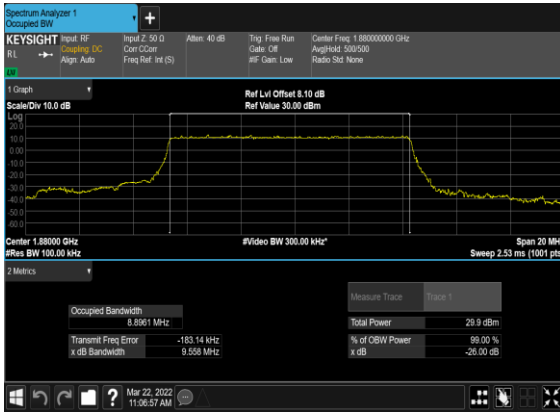
N2(5M)_CP-OFDM_64 QAM_Outer_Full_Mid_CH



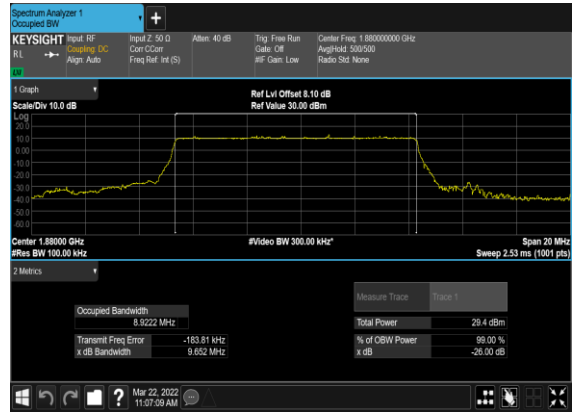
N2(5M)_CP-OFDM_256 QAM_Outer_Full_Mid_CH



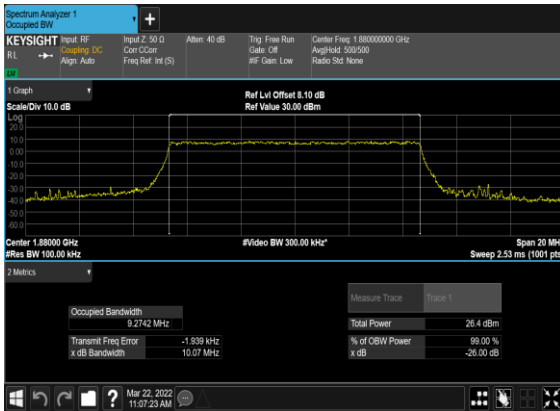
N2(10M)_DFT-s-OFDM_PI_2- BPSK_Outer_Full_Mid_CH



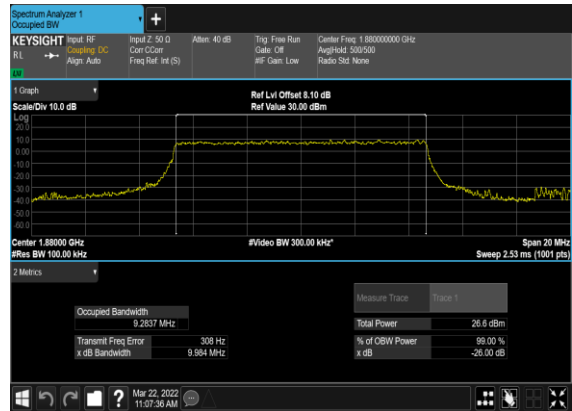
N2(10M)_DFT-s- OFDM_QPSK_Outer_Full_Mid_CH



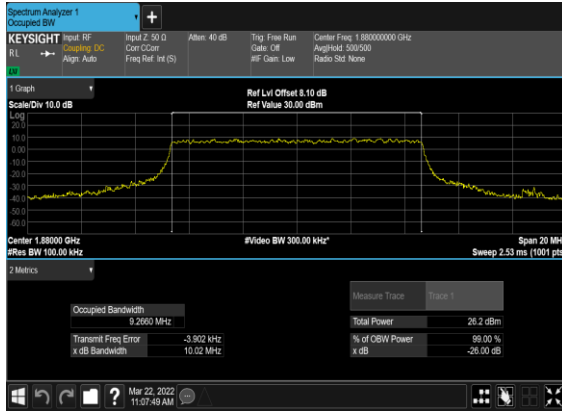
N2(10M)_CP- OFDM_QPSK_Outer_Full_Mid_CH



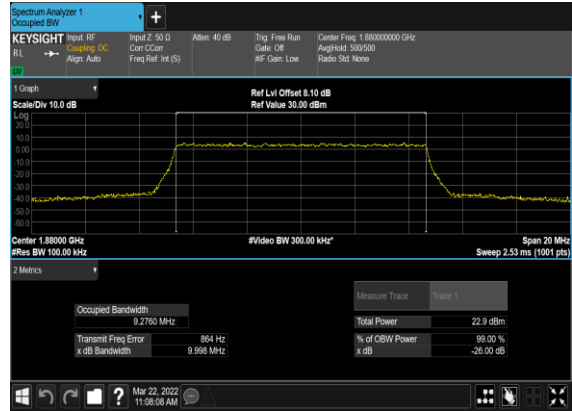
N2(10M)_CP-OFDM_16 QAM_Outer_Full_Mid_CH



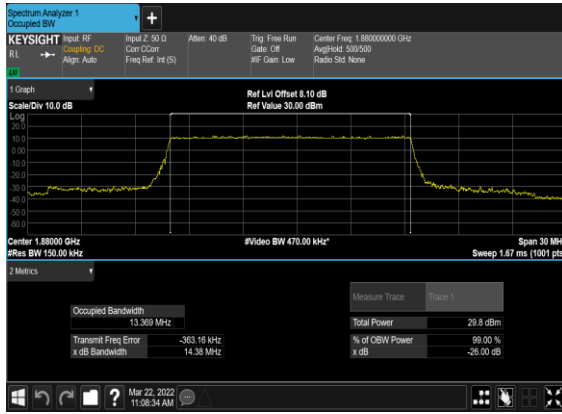
N2(10M)_CP-OFDM_64 QAM_Outer_Full_Mid_CH



N2(10M)_CP-OFDM_256 QAM_Outer_Full_Mid_CH



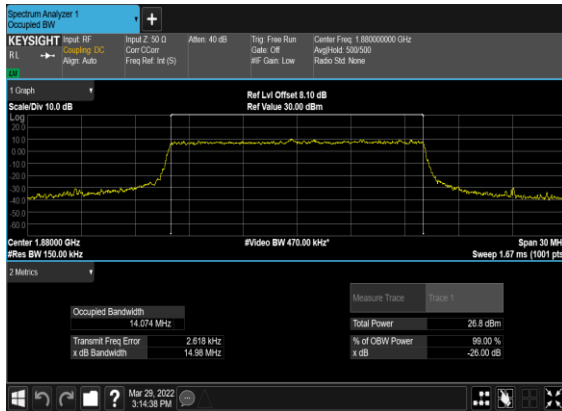
N2(15M)_DFT-s-OFDM_PI_2- BPSK_Outer_Full_Mid_CH



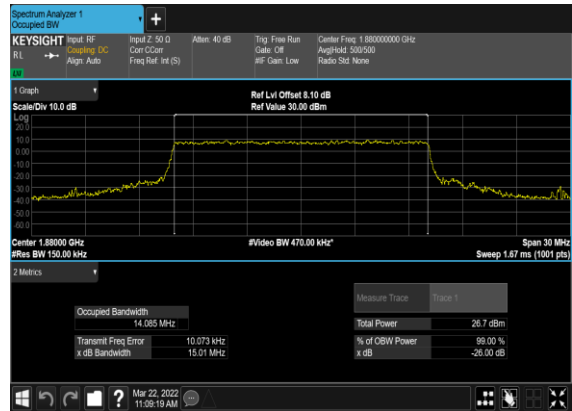
N2(15M)_DFT-s- OFDM_QPSK_Outer_Full_Mid_CH



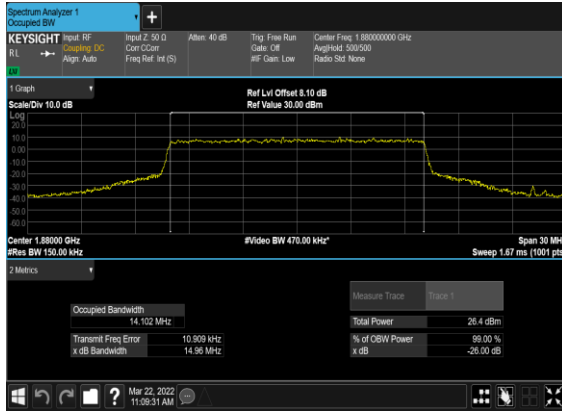
N2(15M)_CP- OFDM_QPSK_Outer_Full_Mid_CH



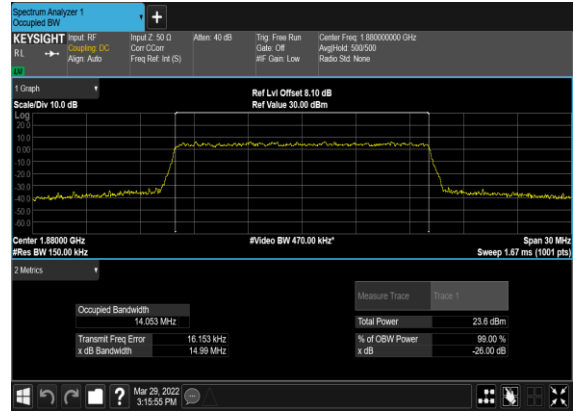
N2(15M)_CP-OFDM_16 QAM_Outer_Full_Mid_CH



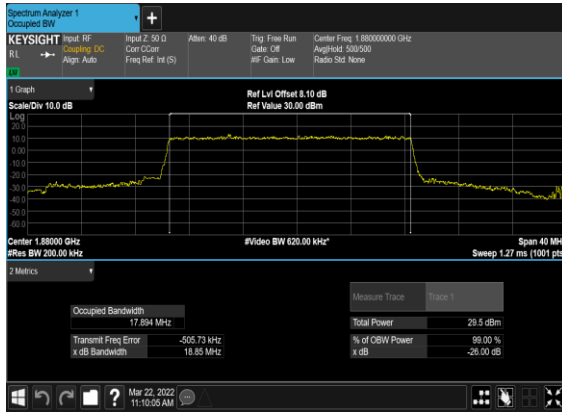
N2(15M)_CP-OFDM_64 QAM_Outer_Full_Mid_CH



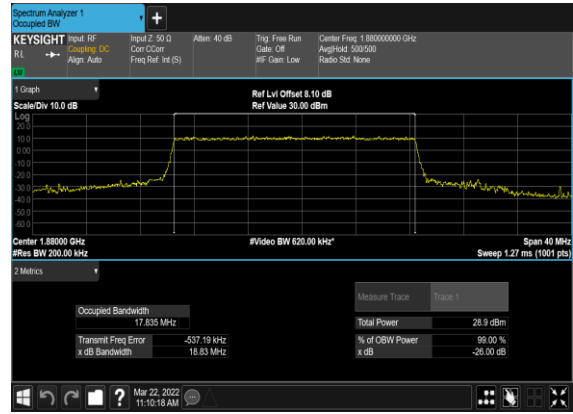
N2(15M)_CP-OFDM_256 QAM_Outer_Full_Mid_CH



N2(20M)_DFT-s-OFDM_PI_2- BPSK_Outer_Full_Mid_CH



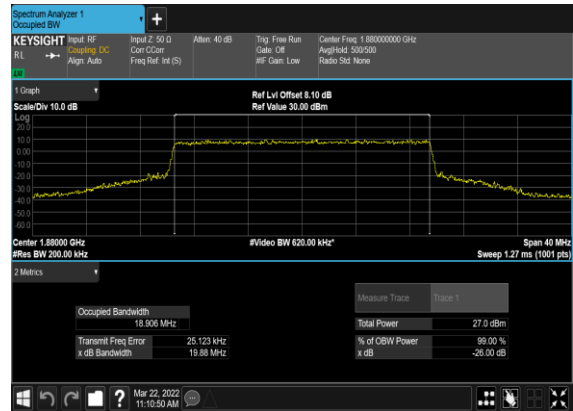
N2(20M)_DFT-s- OFDM_QPSK_Outer_Full_Mid_CH



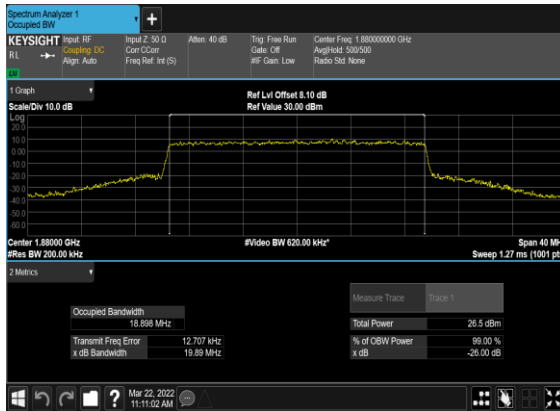
N2(20M)_CP- OFDM_QPSK_Outer_Full_Mid_CH



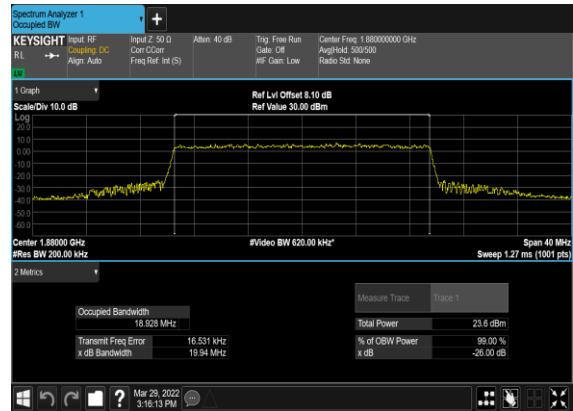
N2(20M)_CP-OFDM_16 QAM_Outer_Full_Mid_CH



N2(20M)_CP-OFDM_64 QAM_Outer_Full_Mid_CH



N2(20M)_CP-OFDM_256 QAM_Outer_Full_Mid_CH

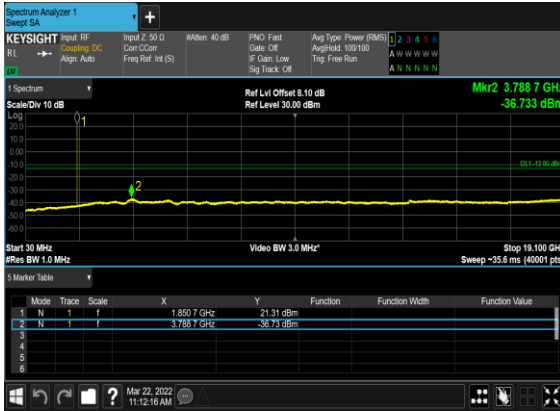


Conducted Spurious Emissions

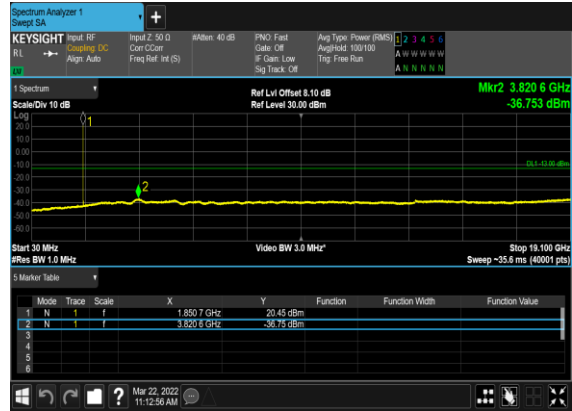
NR Band	SCS (kHz)	Bandwidth (MHz)	Arfcn	Freq (MHz)	Modulation	RB	Result	Verdict
2	15	5	386500	1852.5	DFT-s-OFDM BPSK	1@0	see graph	---
2	15	5	386500	1852.5	DFT-s-OFDM BPSK	1@0	see graph	PASS
2	15	5	386500	1852.5	DFT-s-OFDM QPSK	1@0	see graph	---
2	15	5	386500	1852.5	DFT-s-OFDM QPSK	1@0	see graph	PASS
2	15	5	392000	1880.0	DFT-s-OFDM BPSK	1@0	see graph	---
2	15	5	392000	1880.0	DFT-s-OFDM BPSK	1@0	see graph	PASS
2	15	5	392000	1880.0	DFT-s-OFDM QPSK	1@0	see graph	---
2	15	5	392000	1880.0	DFT-s-OFDM QPSK	1@0	see graph	PASS
2	15	5	397500	1907.5	DFT-s-OFDM BPSK	1@0	see graph	---
2	15	5	397500	1907.5	DFT-s-OFDM BPSK	1@0	see graph	PASS
2	15	5	397500	1907.5	DFT-s-OFDM QPSK	1@0	see graph	---
2	15	5	397500	1907.5	DFT-s-OFDM QPSK	1@0	see graph	PASS
2	15	10	387000	1855.0	DFT-s-OFDM BPSK	1@0	see graph	---
2	15	10	387000	1855.0	DFT-s-OFDM BPSK	1@0	see graph	PASS
2	15	10	387000	1855.0	DFT-s-OFDM QPSK	1@0	see graph	---
2	15	10	387000	1855.0	DFT-s-OFDM QPSK	1@0	see graph	PASS
2	15	10	392000	1880.0	DFT-s-OFDM BPSK	1@0	see graph	---
2	15	10	392000	1880.0	DFT-s-OFDM BPSK	1@0	see graph	PASS
2	15	10	392000	1880.0	DFT-s-OFDM QPSK	1@0	see graph	---
2	15	10	392000	1880.0	DFT-s-OFDM QPSK	1@0	see graph	PASS
2	15	10	397000	1905.0	DFT-s-OFDM BPSK	1@0	see graph	---
2	15	10	397000	1905.0	DFT-s-OFDM BPSK	1@0	see graph	PASS

2	15	10	397000	1905.0	DFT-s-OFDM QPSK	1@0	see graph	---
2	15	10	397000	1905.0	DFT-s-OFDM QPSK	1@0	see graph	PASS
2	15	20	388000	1860.0	DFT-s-OFDM BPSK	1@0	see graph	---
2	15	20	388000	1860.0	DFT-s-OFDM BPSK	1@0	see graph	PASS
2	15	20	388000	1860.0	DFT-s-OFDM QPSK	1@0	see graph	---
2	15	20	388000	1860.0	DFT-s-OFDM QPSK	1@0	see graph	PASS
2	15	20	392000	1880.0	DFT-s-OFDM BPSK	1@0	see graph	---
2	15	20	392000	1880.0	DFT-s-OFDM BPSK	1@0	see graph	PASS
2	15	20	392000	1880.0	DFT-s-OFDM QPSK	1@0	see graph	---
2	15	20	392000	1880.0	DFT-s-OFDM QPSK	1@0	see graph	PASS
2	15	20	396000	1900.0	DFT-s-OFDM BPSK	1@0	see graph	---
2	15	20	396000	1900.0	DFT-s-OFDM BPSK	1@0	see graph	PASS
2	15	20	396000	1900.0	DFT-s-OFDM QPSK	1@0	see graph	---
2	15	20	396000	1900.0	DFT-s-OFDM QPSK	1@0	see graph	PASS

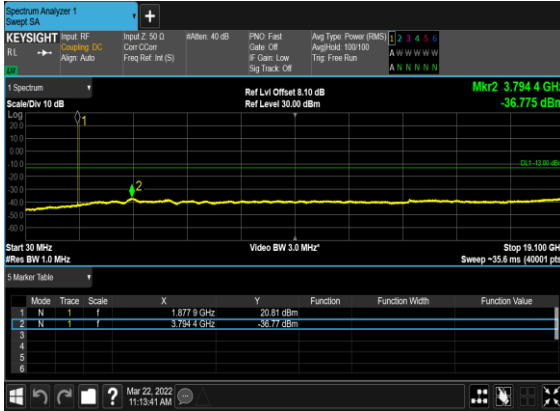
N2(5M)_DFT-s-OFDM_BPSK_Edge_1RB_Left_Low_CH



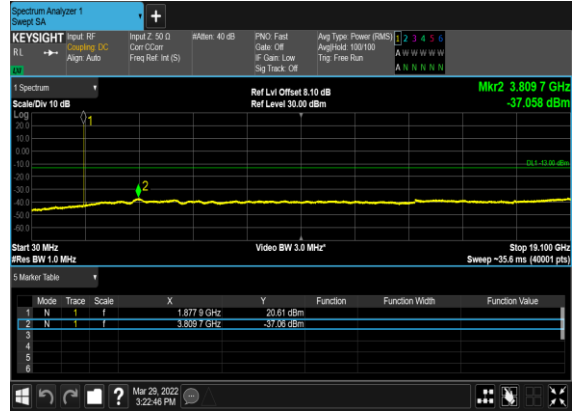
N2(5M)_DFT-s-OFDM_QPSK_Edge_1RB_Left_Low_CH



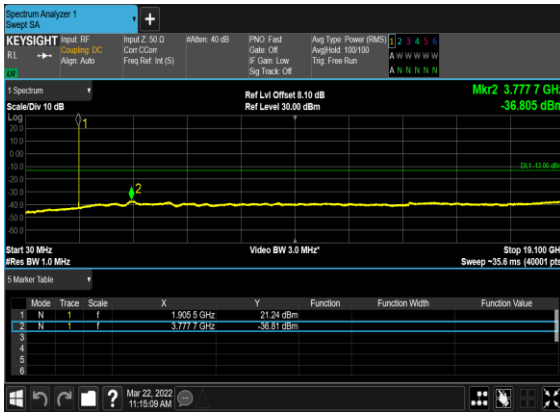
N2(5M)_DFT-s-OFDM_BPSK_Edge_1RB_Left_Mid_CH



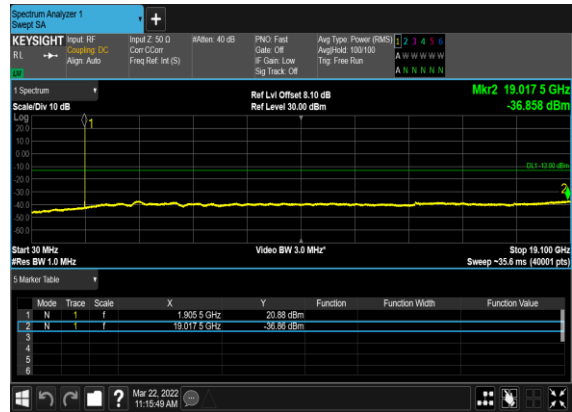
N2(5M)_DFT-s-OFDM_QPSK_Edge_1RB_Left_Mid_CH



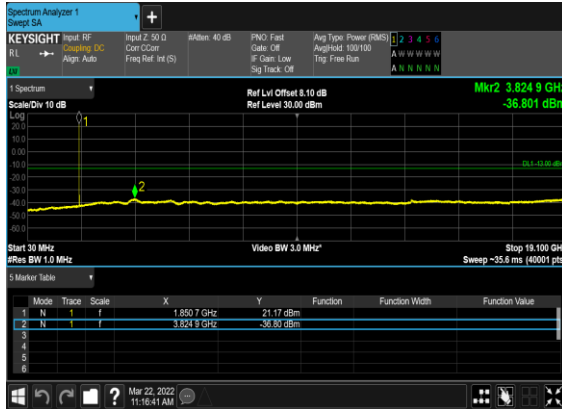
N2(5M)_DFT-s-OFDM_BPSK_Edge_1RB_Left_High_CH



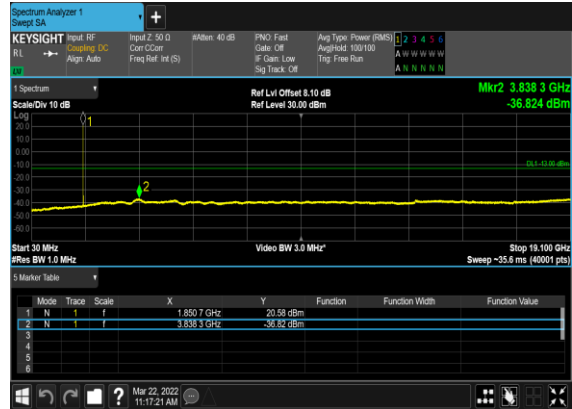
N2(5M)_DFT-s-OFDM_QPSK_Edge_1RB_Left_High_CH



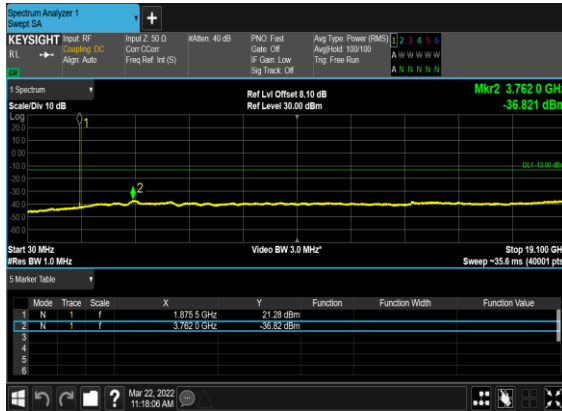
N2(10M)_DFT-s-OFDM_BPSK_Edge_1RB_Left_Low_CH



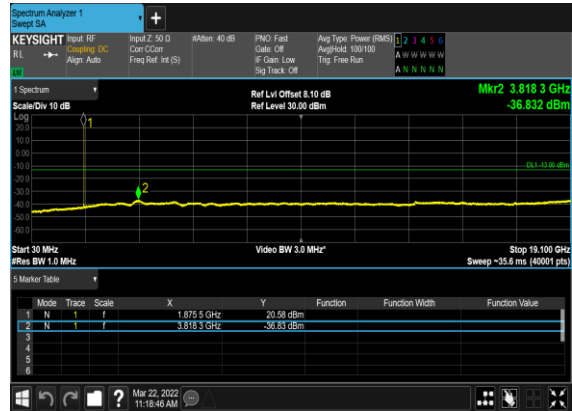
N2(10M)_DFT-s-OFDM_QPSK_Edge_1RB_Left_Low_CH



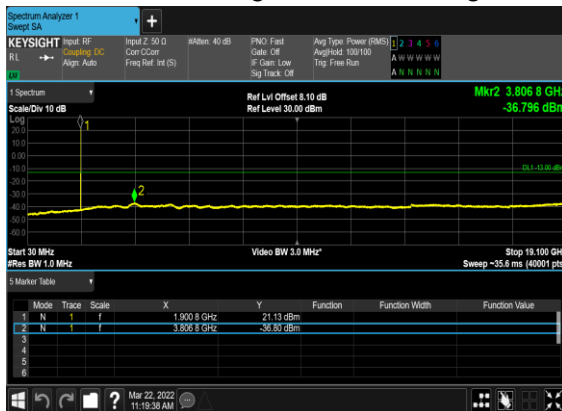
N2(10M)_DFT-s-OFDM_BPSK_Edge_1RB_Left_Mid_CH



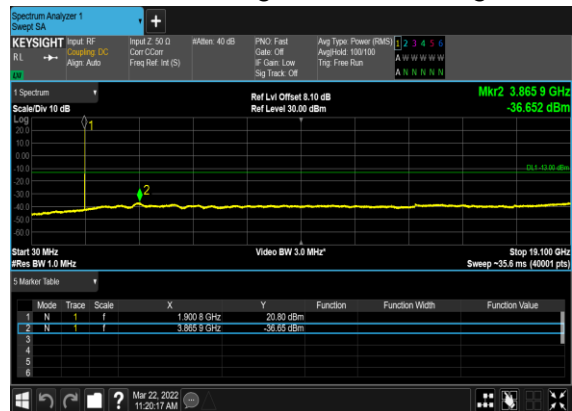
N2(10M)_DFT-s-OFDM_QPSK_Edge_1RB_Left_Mid_CH



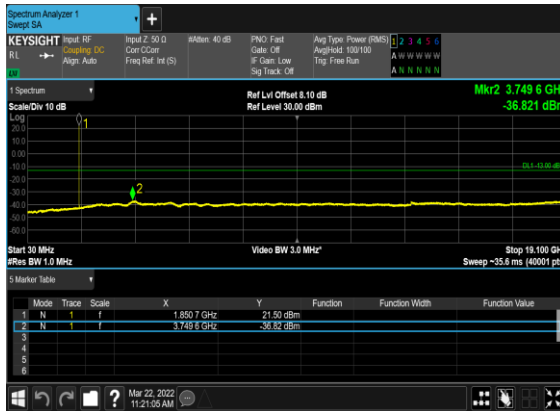
N2(10M)_DFT-s-OFDM_BPSK_Edge_1RB_Left_High_CH



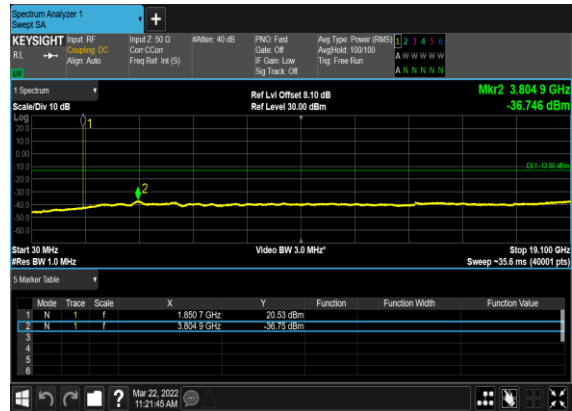
N2(10M)_DFT-s-OFDM_QPSK_Edge_1RB_Left_High_CH



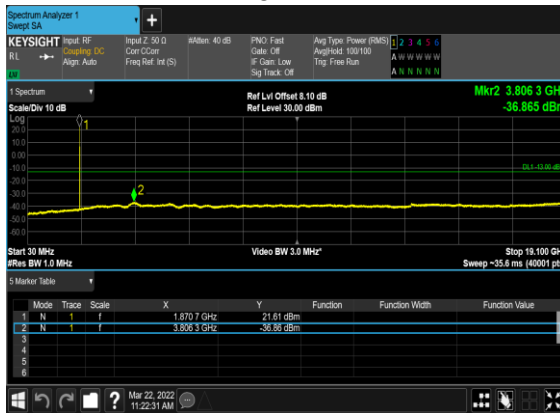
N2(20M)_DFT-s-OFDM_BPSK_Edge_1RB_Left_Low_CH



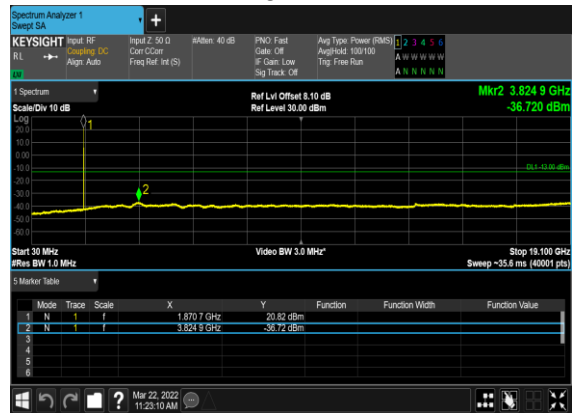
N2(20M)_DFT-s-OFDM_QPSK_Edge_1RB_Left_Low_CH



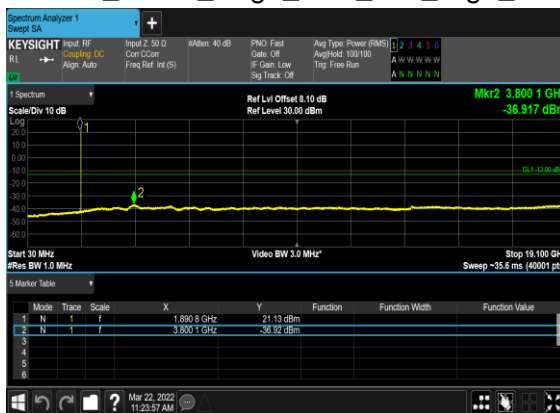
N2(20M)_DFT-s-OFDM_BPSK_Edge_1RB_Left_Mid_CH



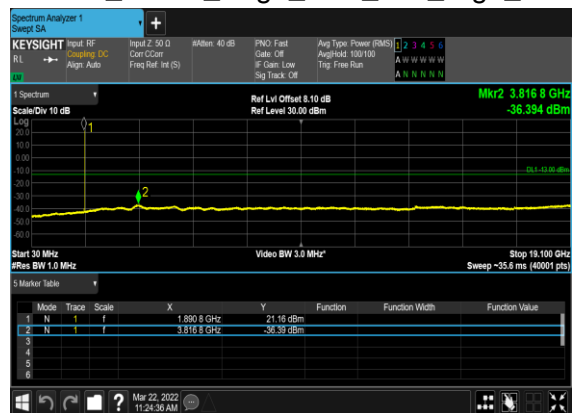
N2(20M)_DFT-s-OFDM_QPSK_Edge_1RB_Left_Mid_CH



N2(20M)_DFT-s-OFDM_BPSK_Edge_1RB_Left_High_CH



N2(20M)_DFT-s-OFDM_QPSK_Edge_1RB_Left_High_CH



Conducted Band Edge

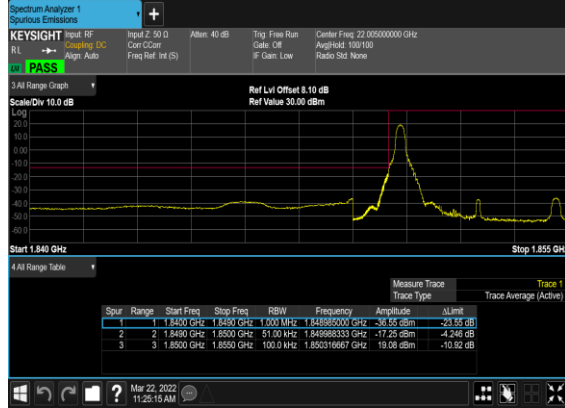
NR Band	SCS (kHz)	Bandwidth (MHz)	Arfcn	Freq (MHz)	Modulation	RB	Result	Verdict
2	15	5	386500	1852.5	DFT-s-OFDM BPSK	1@0	see graph	PASS
2	15	5	386500	1852.5	DFT-s-OFDM QPSK	1@0	see graph	PASS
2	15	5	386500	1852.5	DFT-s-OFDM BPSK	25@0	see graph	PASS
2	15	5	386500	1852.5	DFT-s-OFDM QPSK	25@0	see graph	PASS
2	15	5	397500	1907.5	DFT-s-OFDM BPSK	1@24	see graph	PASS
2	15	5	397500	1907.5	DFT-s-OFDM QPSK	1@24	see graph	PASS
2	15	5	397500	1907.5	DFT-s-OFDM BPSK	25@0	see graph	PASS
2	15	5	397500	1907.5	DFT-s-OFDM QPSK	25@0	see graph	PASS
2	15	10	387000	1855.0	DFT-s-OFDM BPSK	1@0	see graph	PASS
2	15	10	387000	1855.0	DFT-s-OFDM QPSK	1@0	see graph	PASS
2	15	10	387000	1855.0	DFT-s-OFDM BPSK	50@0	see graph	PASS
2	15	10	387000	1855.0	DFT-s-OFDM QPSK	50@0	see graph	PASS
2	15	10	397000	1905.0	DFT-s-OFDM BPSK	1@51	see graph	PASS
2	15	10	397000	1905.0	DFT-s-OFDM QPSK	1@51	see graph	PASS
2	15	10	397000	1905.0	DFT-s-OFDM BPSK	50@0	see graph	PASS
2	15	10	397000	1905.0	DFT-s-OFDM QPSK	50@0	see graph	PASS
2	15	20	388000	1860.0	DFT-s-OFDM BPSK	1@0	see graph	PASS
2	15	20	388000	1860.0	DFT-s-OFDM QPSK	1@0	see graph	PASS
2	15	20	388000	1860.0	DFT-s-OFDM BPSK	100@0	see graph	PASS
2	15	20	388000	1860.0	DFT-s-OFDM QPSK	100@0	see graph	PASS
2	15	20	396000	1900.0	DFT-s-OFDM BPSK	1@105	see graph	PASS
2	15	20	396000	1900.0	DFT-s-OFDM QPSK	1@105	see graph	PASS

2	15	20	396000	1900.0	DFT-s-OFDM BPSK	100@0	see graph	PASS
2	15	20	396000	1900.0	DFT-s-OFDM QPSK	100@0	see graph	PASS

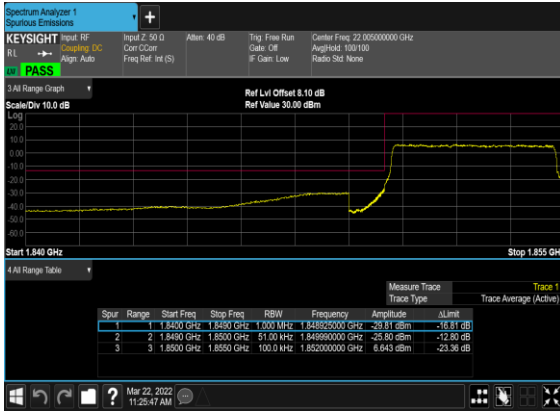
N2(5M)_DFT-s-
OFDM_BPSK_Edge_1RB_Left_Low_CH



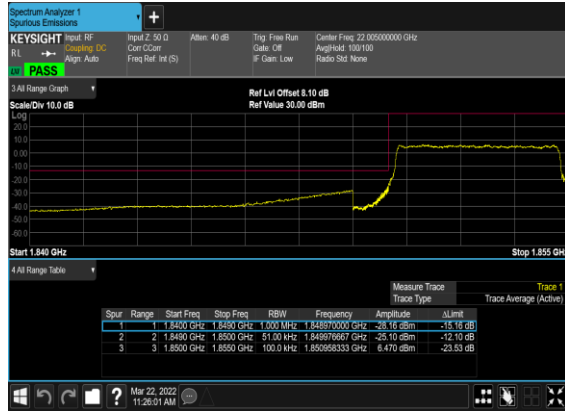
N2(5M)_DFT-s-
OFDM_QPSK_Edge_1RB_Left_Low_CH



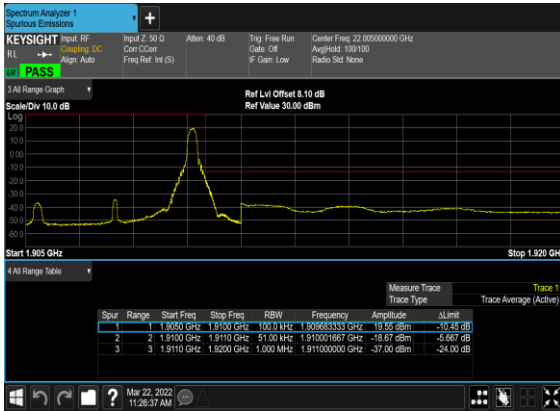
N2(5M)_DFT-s-
OFDM_BPSK_Outer_Full_Low_CH



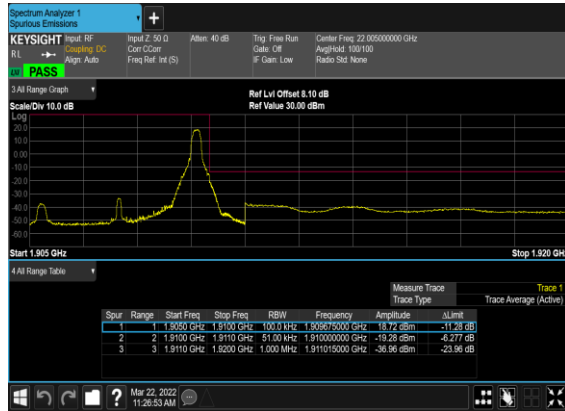
N2(5M)_DFT-s-
OFDM_QPSK_Outer_Full_Low_CH



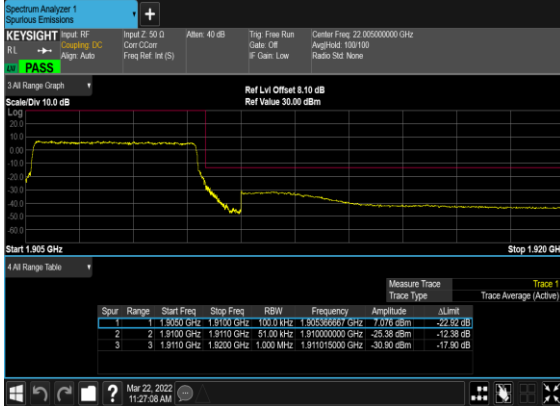
N2(5M)_DFT-s-
OFDM_BPSK_Edge_1RB_Right_High_CH



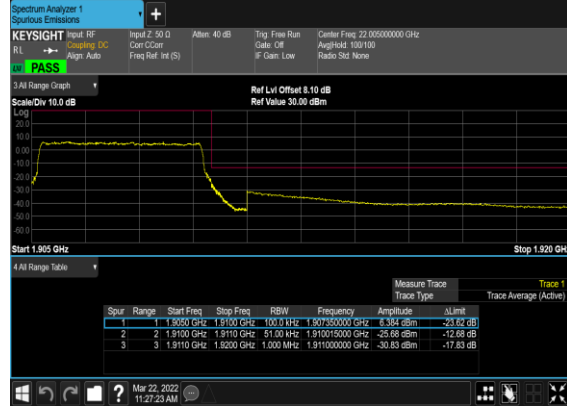
N2(5M)_DFT-s-
OFDM_QPSK_Edge_1RB_Right_High_CH



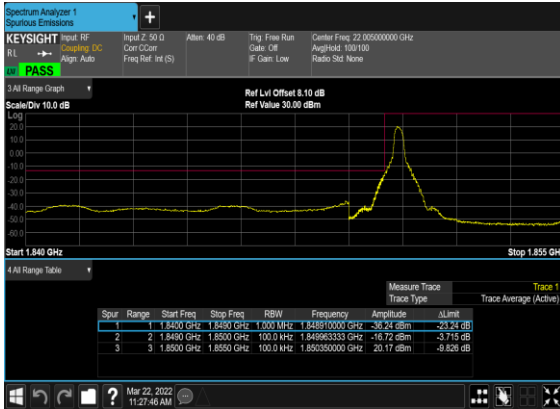
N2(5M)_DFT-s-OFDM_BPSK_Outer_Full_High_CH



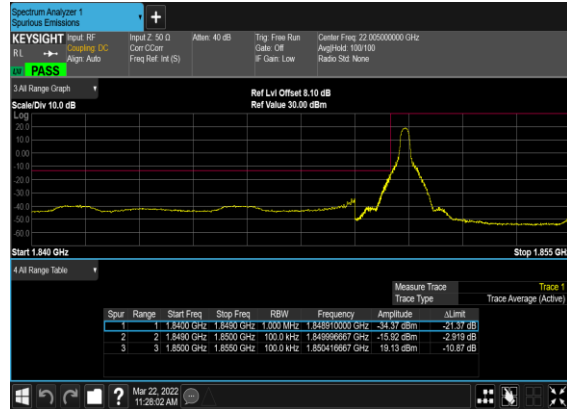
N2(5M)_DFT-s-OFDM_QPSK_Outer_Full_High_CH



N2(10M)_DFT-s-OFDM_BPSK_Edge_1RB_Left_Low_CH



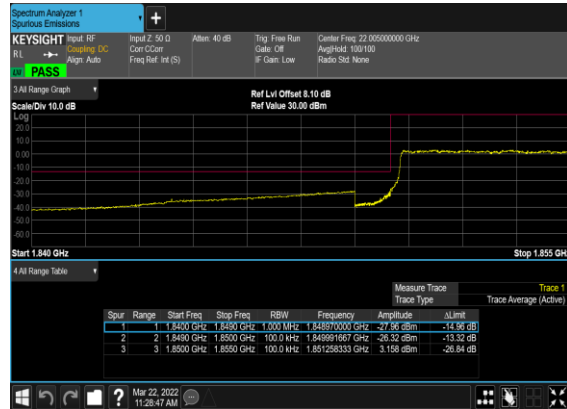
N2(10M)_DFT-s-OFDM_QPSK_Edge_1RB_Left_Low_CH



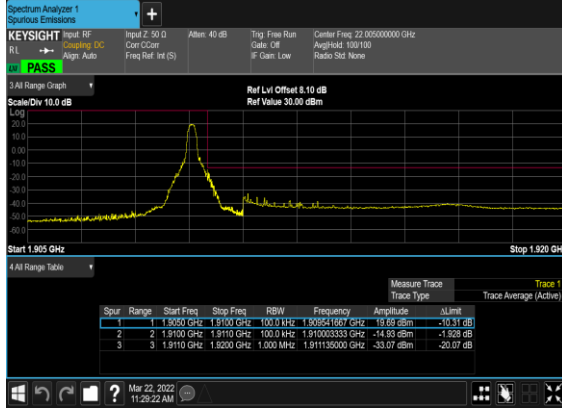
N2(10M)_DFT-s-OFDM_BPSK_Outer_Full_Low_CH



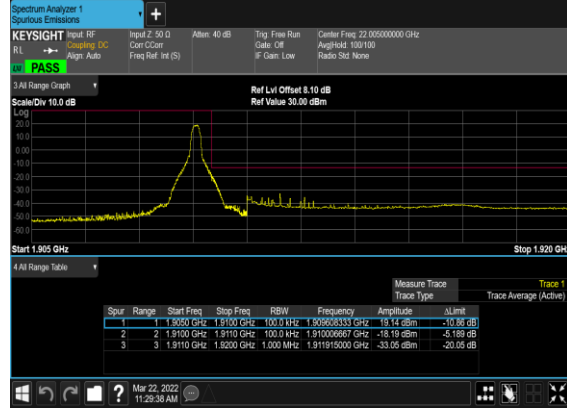
N2(10M)_DFT-s-OFDM_QPSK_Outer_Full_Low_CH



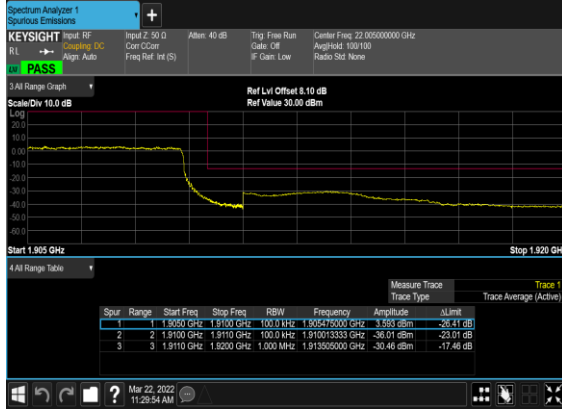
N2(10M)_DFT-s-OFDM_BPSK_Edge_1RB_Right_High_CH



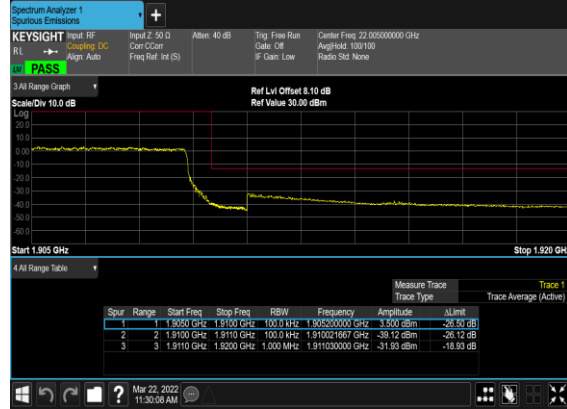
N2(10M)_DFT-s-OFDM_QPSK_Edge_1RB_Right_High_CH



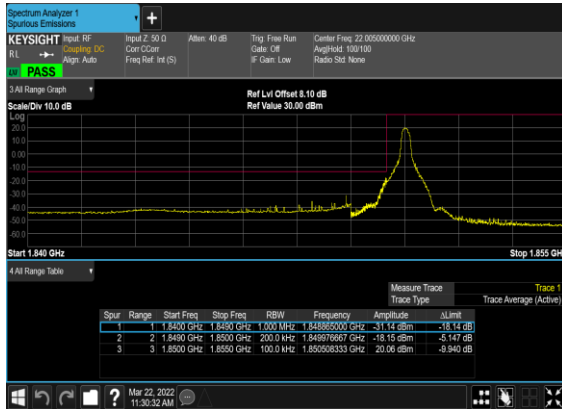
N2(10M)_DFT-s-OFDM_BPSK_Outer_Full_High_CH



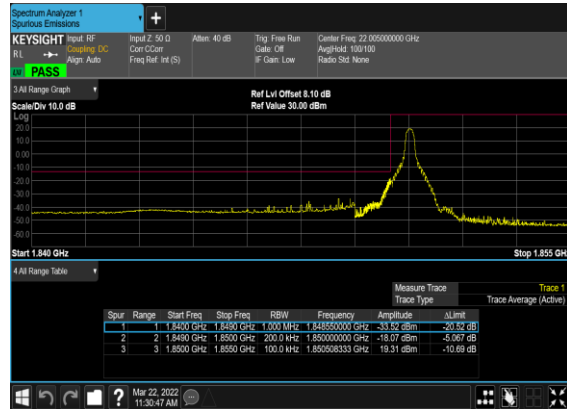
N2(10M)_DFT-s-OFDM_QPSK_Outer_Full_High_CH



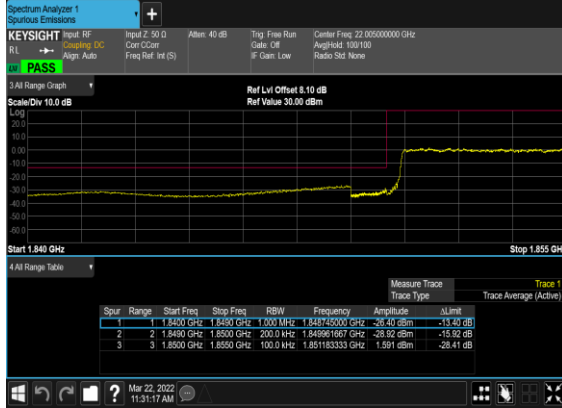
N2(20M)_DFT-s-OFDM_BPSK_Edge_1RB_Left_Low_CH



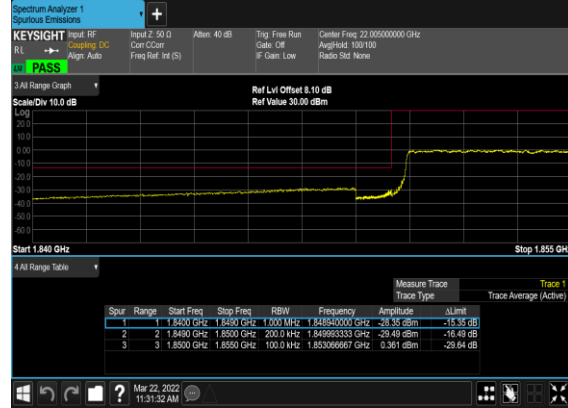
N2(20M)_DFT-s-OFDM_QPSK_Edge_1RB_Left_Low_CH



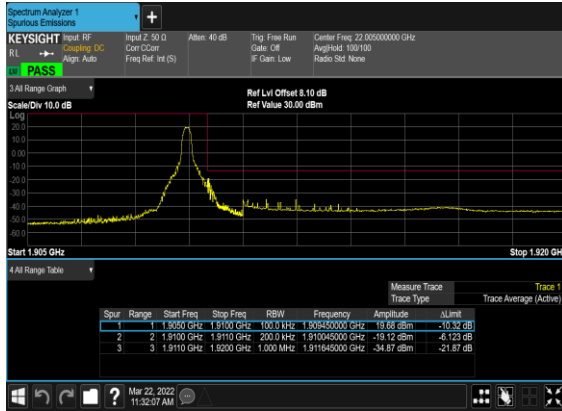
N2(20M)_DFT-s-OFDM_BPSK_Outer_Full_Low_CH



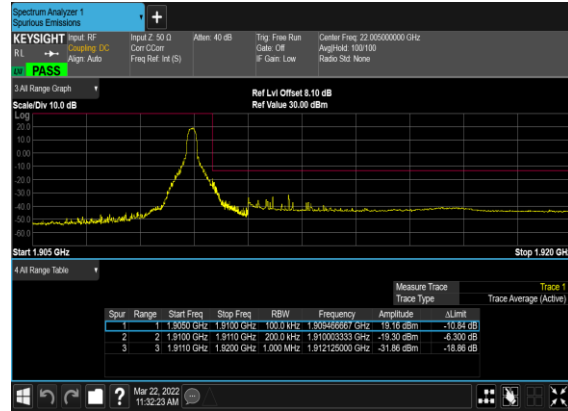
N2(20M)_DFT-s-OFDM_QPSK_Outer_Full_Low_CH



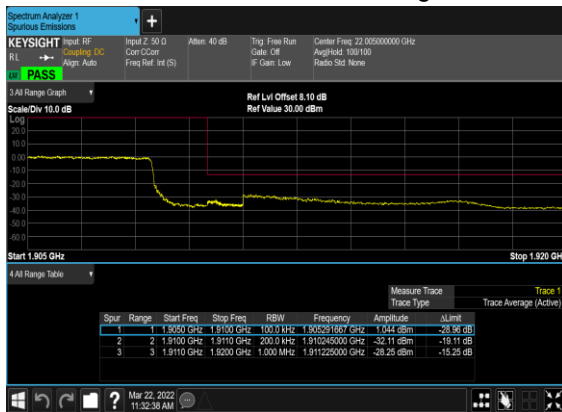
N2(20M)_DFT-s-OFDM_BPSK_Edge_1RB_Right_High_CH



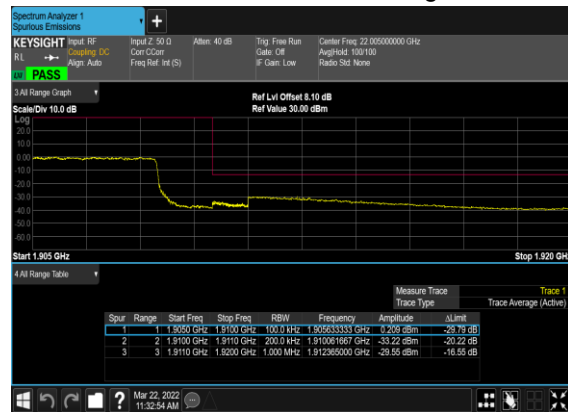
N2(20M)_DFT-s-OFDM_QPSK_Edge_1RB_Right_High_CH



N2(20M)_DFT-s-OFDM_BPSK_Outer_Full_High_CH



N2(20M)_DFT-s-OFDM_QPSK_Outer_Full_High_CH



FR1 N5

LTE Band: 7, LTE BW: 10M, LTE ARFCN: Mid

Maximum ERP (Ant.41), Antenna gain=-3.5dBi

NR	SCS	Bandwidth	Arfcn	Freq	Modulation	RB	Conducted Power(dBm)	ERP(dBm)	ERP(W)
Band	(kHz)	(MHz)		(MHz)					
5	15	5	174300	826.5	DFT-s-OFDM PI/2 BPSK	12@6	23.54	17.89	0.0615
5	15	5	174300	826.5	DFT-s-OFDM PI/2 BPSK	1@1	23.65	18	0.0631
5	15	5	174300	826.5	DFT-s-OFDM PI/2 BPSK	1@23	23.57	17.92	0.0619
5	15	5	174300	826.5	DFT-s-OFDM QPSK	12@6	23.55	17.9	0.0617
5	15	5	174300	826.5	DFT-s-OFDM QPSK	1@1	23.69	18.04	0.0637
5	15	5	174300	826.5	DFT-s-OFDM QPSK	1@23	23.55	17.9	0.0617
5	15	5	174300	826.5	DFT-s-OFDM 16 QAM	12@6	22.7	17.05	0.0507
5	15	5	174300	826.5	DFT-s-OFDM 16 QAM	1@1	22.59	16.94	0.0494
5	15	5	174300	826.5	DFT-s-OFDM 16 QAM	1@23	22.51	16.86	0.0485
5	15	5	174300	826.5	DFT-s-OFDM 64 QAM	12@6	21.13	15.48	0.0353
5	15	5	174300	826.5	DFT-s-OFDM 64 QAM	1@1	21.27	15.62	0.0365
5	15	5	174300	826.5	DFT-s-OFDM 64 QAM	1@23	21.23	15.58	0.0361
5	15	5	174300	826.5	DFT-s-OFDM 256 QAM	12@6	19.07	13.42	0.0220
5	15	5	174300	826.5	DFT-s-OFDM 256 QAM	1@1	18.61	12.96	0.0198
5	15	5	174300	826.5	DFT-s-OFDM 256 QAM	1@23	18.5	12.85	0.0193
5	15	5	174300	826.5	CP-OFDM QPSK	13@6	22.03	16.38	0.0435
5	15	5	174300	826.5	CP-OFDM QPSK	1@1	22.24	16.59	0.0456
5	15	5	174300	826.5	CP-OFDM QPSK	1@23	22.13	16.48	0.0445
5	15	5	176300	836.5	DFT-s-OFDM PI/2 BPSK	12@6	23.63	17.98	0.0628
5	15	5	176300	836.5	DFT-s-OFDM PI/2 BPSK	1@1	23.62	17.97	0.0627
5	15	5	176300	836.5	DFT-s-OFDM PI/2 BPSK	1@23	23.62	17.97	0.0627
5	15	5	176300	836.5	DFT-s-OFDM QPSK	12@6	23.59	17.94	0.0622
5	15	5	176300	836.5	DFT-s-OFDM QPSK	1@1	23.62	17.97	0.0627
5	15	5	176300	836.5	DFT-s-OFDM QPSK	1@23	23.63	17.98	0.0628
5	15	5	176300	836.5	DFT-s-OFDM 16 QAM	12@6	22.65	17	0.0501
5	15	5	176300	836.5	DFT-s-OFDM 16 QAM	1@1	22.56	16.91	0.0491

5	15	5	176300	836.5	DFT-s-OFDM 16 QAM	1@23	22.55	16.9	0.0490
5	15	5	176300	836.5	DFT-s-OFDM 64 QAM	12@6	21.18	15.53	0.0357
5	15	5	176300	836.5	DFT-s-OFDM 64 QAM	1@1	21.25	15.6	0.0363
5	15	5	176300	836.5	DFT-s-OFDM 64 QAM	1@23	21.27	15.62	0.0365
5	15	5	176300	836.5	DFT-s-OFDM 256 QAM	12@6	19.12	13.47	0.0222
5	15	5	176300	836.5	DFT-s-OFDM 256 QAM	1@1	18.61	12.96	0.0198
5	15	5	176300	836.5	DFT-s-OFDM 256 QAM	1@23	18.61	12.96	0.0198
5	15	5	176300	836.5	CP-OFDM QPSK	13@6	22.14	16.49	0.0446
5	15	5	176300	836.5	CP-OFDM QPSK	1@1	22.18	16.53	0.0450
5	15	5	176300	836.5	CP-OFDM QPSK	1@23	22.19	16.54	0.0451
5	15	5	178300	846.5	DFT-s-OFDM PI/2 BPSK	12@6	23.56	17.91	0.0618
5	15	5	178300	846.5	DFT-s-OFDM PI/2 BPSK	1@1	23.56	17.91	0.0618
5	15	5	178300	846.5	DFT-s-OFDM PI/2 BPSK	1@23	23.64	17.99	0.0630
5	15	5	178300	846.5	DFT-s-OFDM QPSK	12@6	23.47	17.82	0.0605
5	15	5	178300	846.5	DFT-s-OFDM QPSK	1@1	23.54	17.89	0.0615
5	15	5	178300	846.5	DFT-s-OFDM QPSK	1@23	23.7	18.05	0.0638
5	15	5	178300	846.5	DFT-s-OFDM 16 QAM	12@6	22.62	16.97	0.0498
5	15	5	178300	846.5	DFT-s-OFDM 16 QAM	1@1	22.52	16.87	0.0486
5	15	5	178300	846.5	DFT-s-OFDM 16 QAM	1@23	22.51	16.86	0.0485
5	15	5	178300	846.5	DFT-s-OFDM 64 QAM	12@6	21.04	15.39	0.0346
5	15	5	178300	846.5	DFT-s-OFDM 64 QAM	1@1	21.21	15.56	0.0360
5	15	5	178300	846.5	DFT-s-OFDM 64 QAM	1@23	21.25	15.6	0.0363
5	15	5	178300	846.5	DFT-s-OFDM 256 QAM	12@6	18.98	13.33	0.0215
5	15	5	178300	846.5	DFT-s-OFDM 256 QAM	1@1	18.51	12.86	0.0193
5	15	5	178300	846.5	DFT-s-OFDM 256 QAM	1@23	18.58	12.93	0.0196
5	15	5	178300	846.5	CP-OFDM QPSK	13@6	22.04	16.39	0.0436
5	15	5	178300	846.5	CP-OFDM QPSK	1@1	22.06	16.41	0.0438
5	15	5	178300	846.5	CP-OFDM QPSK	1@23	22.12	16.47	0.0444
5	15	10	174800	829	DFT-s-OFDM PI/2 BPSK	25@12	23.69	18.04	0.0637
5	15	10	174800	829	DFT-s-OFDM PI/2 BPSK	1@1	23.73	18.08	0.0643
5	15	10	174800	829	DFT-s-OFDM PI/2 BPSK	1@50	23.64	17.99	0.0630
5	15	10	174800	829	DFT-s-OFDM QPSK	25@12	23.65	18	0.0631
5	15	10	174800	829	DFT-s-OFDM QPSK	1@1	23.8	18.15	0.0653
5	15	10	174800	829	DFT-s-OFDM QPSK	1@50	23.64	17.99	0.0630

5	15	10	174800	829	DFT-s-OFDM 16 QAM	25@12	22.71	17.06	0.0508
5	15	10	174800	829	DFT-s-OFDM 16 QAM	1@1	22.69	17.04	0.0506
5	15	10	174800	829	DFT-s-OFDM 16 QAM	1@50	22.64	16.99	0.0500
5	15	10	174800	829	DFT-s-OFDM 64 QAM	25@12	21.18	15.53	0.0357
5	15	10	174800	829	DFT-s-OFDM 64 QAM	1@1	21.35	15.7	0.0372
5	15	10	174800	829	DFT-s-OFDM 64 QAM	1@50	21.29	15.64	0.0366
5	15	10	174800	829	DFT-s-OFDM 256 QAM	25@12	19.12	13.47	0.0222
5	15	10	174800	829	DFT-s-OFDM 256 QAM	1@1	18.69	13.04	0.0201
5	15	10	174800	829	DFT-s-OFDM 256 QAM	1@50	18.58	12.93	0.0196
5	15	10	174800	829	CP-OFDM QPSK	26@13	22.16	16.51	0.0448
5	15	10	174800	829	CP-OFDM QPSK	1@1	22.25	16.6	0.0457
5	15	10	174800	829	CP-OFDM QPSK	1@50	22.17	16.52	0.0449
5	15	10	176300	836.5	DFT-s-OFDM PI/2 BPSK	25@12	23.73	18.08	0.0643
5	15	10	176300	836.5	DFT-s-OFDM PI/2 BPSK	1@1	23.77	18.12	0.0649
5	15	10	176300	836.5	DFT-s-OFDM PI/2 BPSK	1@50	23.67	18.02	0.0634
5	15	10	176300	836.5	DFT-s-OFDM QPSK	25@12	23.75	18.1	0.0646
5	15	10	176300	836.5	DFT-s-OFDM QPSK	1@1	23.77	18.12	0.0649
5	15	10	176300	836.5	DFT-s-OFDM QPSK	1@50	23.67	18.02	0.0634
5	15	10	176300	836.5	DFT-s-OFDM 16 QAM	25@12	22.71	17.06	0.0508
5	15	10	176300	836.5	DFT-s-OFDM 16 QAM	1@1	22.71	17.06	0.0508
5	15	10	176300	836.5	DFT-s-OFDM 16 QAM	1@50	22.57	16.92	0.0492
5	15	10	176300	836.5	DFT-s-OFDM 64 QAM	25@12	21.18	15.53	0.0357
5	15	10	176300	836.5	DFT-s-OFDM 64 QAM	1@1	21.4	15.75	0.0376
5	15	10	176300	836.5	DFT-s-OFDM 64 QAM	1@50	21.26	15.61	0.0364
5	15	10	176300	836.5	DFT-s-OFDM 256 QAM	25@12	19.24	13.59	0.0229
5	15	10	176300	836.5	DFT-s-OFDM 256 QAM	1@1	18.71	13.06	0.0202
5	15	10	176300	836.5	DFT-s-OFDM 256 QAM	1@50	18.59	12.94	0.0197
5	15	10	176300	836.5	CP-OFDM QPSK	26@13	22.22	16.57	0.0454
5	15	10	176300	836.5	CP-OFDM QPSK	1@1	22.33	16.68	0.0466
5	15	10	176300	836.5	CP-OFDM QPSK	1@50	22.21	16.56	0.0453
5	15	10	177800	844	DFT-s-OFDM PI/2 BPSK	25@12	23.57	17.92	0.0619
5	15	10	177800	844	DFT-s-OFDM PI/2 BPSK	1@1	23.69	18.04	0.0637
5	15	10	177800	844	DFT-s-OFDM PI/2 BPSK	1@50	23.64	17.99	0.0630
5	15	10	177800	844	DFT-s-OFDM QPSK	25@12	23.61	17.96	0.0625

5	15	10	177800	844	DFT-s-OFDM QPSK	1@1	23.73	18.08	0.0643
5	15	10	177800	844	DFT-s-OFDM QPSK	1@50	23.22	17.57	0.0571
5	15	10	177800	844	DFT-s-OFDM 16 QAM	25@12	22.67	17.02	0.0504
5	15	10	177800	844	DFT-s-OFDM 16 QAM	1@1	22.67	17.02	0.0504
5	15	10	177800	844	DFT-s-OFDM 16 QAM	1@50	22.55	16.9	0.0490
5	15	10	177800	844	DFT-s-OFDM 64 QAM	25@12	21.14	15.49	0.0354
5	15	10	177800	844	DFT-s-OFDM 64 QAM	1@1	21.34	15.69	0.0371
5	15	10	177800	844	DFT-s-OFDM 64 QAM	1@50	21.21	15.56	0.0360
5	15	10	177800	844	DFT-s-OFDM 256 QAM	25@12	19.08	13.43	0.0220
5	15	10	177800	844	DFT-s-OFDM 256 QAM	1@1	18.63	12.98	0.0199
5	15	10	177800	844	DFT-s-OFDM 256 QAM	1@50	18.61	12.96	0.0198
5	15	10	177800	844	CP-OFDM QPSK	26@13	22.13	16.48	0.0445
5	15	10	177800	844	CP-OFDM QPSK	1@1	22.24	16.59	0.0456
5	15	10	177800	844	CP-OFDM QPSK	1@50	22.04	16.39	0.0436
5	15	15	175300	831.5	DFT-s-OFDM PI/2 BPSK	36@18	23.87	18.22	0.0664
5	15	15	175300	831.5	DFT-s-OFDM PI/2 BPSK	1@1	23.93	18.28	0.0673
5	15	15	175300	831.5	DFT-s-OFDM PI/2 BPSK	1@77	23.76	18.11	0.0647
5	15	15	175300	831.5	DFT-s-OFDM QPSK	36@18	23.95	18.3	0.0676
5	15	15	175300	831.5	DFT-s-OFDM QPSK	1@1	23.98	18.33	0.0681
5	15	15	175300	831.5	DFT-s-OFDM QPSK	1@77	23.85	18.2	0.0661
5	15	15	175300	831.5	DFT-s-OFDM 16 QAM	36@18	22.94	17.29	0.0536
5	15	15	175300	831.5	DFT-s-OFDM 16 QAM	1@1	22.9	17.25	0.0531
5	15	15	175300	831.5	DFT-s-OFDM 16 QAM	1@77	22.77	17.12	0.0515
5	15	15	175300	831.5	DFT-s-OFDM 64 QAM	36@18	21.49	15.84	0.0384
5	15	15	175300	831.5	DFT-s-OFDM 64 QAM	1@1	21.61	15.96	0.0394
5	15	15	175300	831.5	DFT-s-OFDM 64 QAM	1@77	21.52	15.87	0.0386
5	15	15	175300	831.5	DFT-s-OFDM 256 QAM	36@18	19.37	13.72	0.0236
5	15	15	175300	831.5	DFT-s-OFDM 256 QAM	1@1	18.95	13.3	0.0214
5	15	15	175300	831.5	DFT-s-OFDM 256 QAM	1@77	18.7	13.05	0.0202
5	15	15	175300	831.5	CP-OFDM QPSK	39@19	22.43	16.78	0.0476
5	15	15	175300	831.5	CP-OFDM QPSK	1@1	22.55	16.9	0.0490
5	15	15	175300	831.5	CP-OFDM QPSK	1@77	22.23	16.58	0.0455
5	15	15	176300	836.5	DFT-s-OFDM PI/2 BPSK	36@18	23.91	18.26	0.0670
5	15	15	176300	836.5	DFT-s-OFDM PI/2 BPSK	1@1	24.04	18.39	0.0690

5	15	15	176300	836.5	DFT-s-OFDM PI/2 BPSK	1@77	23.84	18.19	0.0659
5	15	15	176300	836.5	DFT-s-OFDM QPSK	36@18	24	18.35	0.0684
5	15	15	176300	836.5	DFT-s-OFDM QPSK	1@1	24.12	18.47	0.0703
5	15	15	176300	836.5	DFT-s-OFDM QPSK	1@77	23.88	18.23	0.0665
5	15	15	176300	836.5	DFT-s-OFDM 16 QAM	36@18	23.01	17.36	0.0545
5	15	15	176300	836.5	DFT-s-OFDM 16 QAM	1@1	23	17.35	0.0543
5	15	15	176300	836.5	DFT-s-OFDM 16 QAM	1@77	22.72	17.07	0.0509
5	15	15	176300	836.5	DFT-s-OFDM 64 QAM	36@18	21.49	15.84	0.0384
5	15	15	176300	836.5	DFT-s-OFDM 64 QAM	1@1	21.69	16.04	0.0402
5	15	15	176300	836.5	DFT-s-OFDM 64 QAM	1@77	21.38	15.73	0.0374
5	15	15	176300	836.5	DFT-s-OFDM 256 QAM	36@18	19.46	13.81	0.0240
5	15	15	176300	836.5	DFT-s-OFDM 256 QAM	1@1	19.1	13.45	0.0221
5	15	15	176300	836.5	DFT-s-OFDM 256 QAM	1@77	18.81	13.16	0.0207
5	15	15	176300	836.5	CP-OFDM QPSK	39@19	22.47	16.82	0.0481
5	15	15	176300	836.5	CP-OFDM QPSK	1@1	22.63	16.98	0.0499
5	15	15	176300	836.5	CP-OFDM QPSK	1@77	22.27	16.62	0.0459
5	15	15	177300	841.5	DFT-s-OFDM PI/2 BPSK	36@18	23.93	18.28	0.0673
5	15	15	177300	841.5	DFT-s-OFDM PI/2 BPSK	1@1	24.06	18.41	0.0693
5	15	15	177300	841.5	DFT-s-OFDM PI/2 BPSK	1@77	23.74	18.09	0.0644
5	15	15	177300	841.5	DFT-s-OFDM QPSK	36@18	23.93	18.28	0.0673
5	15	15	177300	841.5	DFT-s-OFDM QPSK	1@1	24.09	18.44	0.0698
5	15	15	177300	841.5	DFT-s-OFDM QPSK	1@77	23.78	18.13	0.0650
5	15	15	177300	841.5	DFT-s-OFDM 16 QAM	36@18	22.97	17.32	0.0540
5	15	15	177300	841.5	DFT-s-OFDM 16 QAM	1@1	23.05	17.4	0.0550
5	15	15	177300	841.5	DFT-s-OFDM 16 QAM	1@77	22.74	17.09	0.0512
5	15	15	177300	841.5	DFT-s-OFDM 64 QAM	36@18	21.47	15.82	0.0382
5	15	15	177300	841.5	DFT-s-OFDM 64 QAM	1@1	21.83	16.18	0.0415
5	15	15	177300	841.5	DFT-s-OFDM 64 QAM	1@77	21.41	15.76	0.0377
5	15	15	177300	841.5	DFT-s-OFDM 256 QAM	36@18	19.41	13.76	0.0238
5	15	15	177300	841.5	DFT-s-OFDM 256 QAM	1@1	19.05	13.4	0.0219
5	15	15	177300	841.5	DFT-s-OFDM 256 QAM	1@77	18.66	13.01	0.0200
5	15	15	177300	841.5	CP-OFDM QPSK	39@19	22.43	16.78	0.0476
5	15	15	177300	841.5	CP-OFDM QPSK	1@1	22.64	16.99	0.0500
5	15	15	177300	841.5	CP-OFDM QPSK	1@77	22.12	16.47	0.0444

5	15	20	175800	834	DFT-s-OFDM PI/2 BPSK	50@25	24.01	18.36	0.0685
5	15	20	175800	834	DFT-s-OFDM PI/2 BPSK	1@1	24.02	18.37	0.0687
5	15	20	175800	834	DFT-s-OFDM PI/2 BPSK	1@104	23.82	18.17	0.0656
5	15	20	175800	834	DFT-s-OFDM QPSK	50@25	23.97	18.32	0.0679
5	15	20	175800	834	DFT-s-OFDM QPSK	1@1	24.1	18.45	0.0700
5	15	20	175800	834	DFT-s-OFDM QPSK	1@104	23.82	18.17	0.0656
5	15	20	175800	834	DFT-s-OFDM 16 QAM	50@25	22.98	17.33	0.0541
5	15	20	175800	834	DFT-s-OFDM 16 QAM	1@1	22.93	17.28	0.0535
5	15	20	175800	834	DFT-s-OFDM 16 QAM	1@104	22.75	17.1	0.0513
5	15	20	175800	834	DFT-s-OFDM 64 QAM	50@25	21.48	15.83	0.0383
5	15	20	175800	834	DFT-s-OFDM 64 QAM	1@1	21.64	15.99	0.0397
5	15	20	175800	834	DFT-s-OFDM 64 QAM	1@104	21.39	15.74	0.0375
5	15	20	175800	834	DFT-s-OFDM 256 QAM	50@25	19.46	13.81	0.0240
5	15	20	175800	834	DFT-s-OFDM 256 QAM	1@1	19.04	13.39	0.0218
5	15	20	175800	834	DFT-s-OFDM 256 QAM	1@104	18.83	13.18	0.0208
5	15	20	175800	834	CP-OFDM QPSK	53@26	22.53	16.88	0.0488
5	15	20	175800	834	CP-OFDM QPSK	1@1	22.62	16.97	0.0498
5	15	20	175800	834	CP-OFDM QPSK	1@104	22.39	16.74	0.0472
5	15	20	176300	836.5	DFT-s-OFDM PI/2 BPSK	50@25	24.01	18.36	0.0685
5	15	20	176300	836.5	DFT-s-OFDM PI/2 BPSK	1@1	24.09	18.44	0.0698
5	15	20	176300	836.5	DFT-s-OFDM PI/2 BPSK	1@104	23.81	18.16	0.0655
5	15	20	176300	836.5	DFT-s-OFDM QPSK	50@25	24.1	18.45	0.0700
5	15	20	176300	836.5	DFT-s-OFDM QPSK	1@1	24.05	18.4	0.0692
5	15	20	176300	836.5	DFT-s-OFDM QPSK	1@104	23.88	18.23	0.0665
5	15	20	176300	836.5	DFT-s-OFDM 16 QAM	50@25	23.12	17.47	0.0558
5	15	20	176300	836.5	DFT-s-OFDM 16 QAM	1@1	23.03	17.38	0.0547
5	15	20	176300	836.5	DFT-s-OFDM 16 QAM	1@104	22.76	17.11	0.0514
5	15	20	176300	836.5	DFT-s-OFDM 64 QAM	50@25	21.6	15.95	0.0394
5	15	20	176300	836.5	DFT-s-OFDM 64 QAM	1@1	21.75	16.1	0.0407
5	15	20	176300	836.5	DFT-s-OFDM 64 QAM	1@104	21.46	15.81	0.0381
5	15	20	176300	836.5	DFT-s-OFDM 256 QAM	50@25	19.56	13.91	0.0246
5	15	20	176300	836.5	DFT-s-OFDM 256 QAM	1@1	19.07	13.42	0.0220
5	15	20	176300	836.5	DFT-s-OFDM 256 QAM	1@104	18.86	13.21	0.0209
5	15	20	176300	836.5	CP-OFDM QPSK	53@26	22.5	16.85	0.0484

5	15	20	176300	836.5	CP-OFDM QPSK	1@1	22.59	16.94	0.0494
5	15	20	176300	836.5	CP-OFDM QPSK	1@104	22.39	16.74	0.0472
5	15	20	176800	839	DFT-s-OFDM PI/2 BPSK	50@25	21.88	16.23	0.0420
5	15	20	176800	839	DFT-s-OFDM PI/2 BPSK	1@1	20.85	15.2	0.0331
5	15	20	176800	839	DFT-s-OFDM PI/2 BPSK	1@104	20.86	15.21	0.0332
5	15	20	176800	839	DFT-s-OFDM QPSK	50@25	24.06	18.41	0.0693
5	15	20	176800	839	DFT-s-OFDM QPSK	1@1	24.19	18.54	0.0714
5	15	20	176800	839	DFT-s-OFDM QPSK	1@104	23.92	18.27	0.0671
5	15	20	176800	839	DFT-s-OFDM 16 QAM	50@25	23.09	17.44	0.0555
5	15	20	176800	839	DFT-s-OFDM 16 QAM	1@1	23.05	17.4	0.0550
5	15	20	176800	839	DFT-s-OFDM 16 QAM	1@104	22.76	17.11	0.0514
5	15	20	176800	839	DFT-s-OFDM 64 QAM	50@25	21.57	15.92	0.0391
5	15	20	176800	839	DFT-s-OFDM 64 QAM	1@1	21.79	16.14	0.0411
5	15	20	176800	839	DFT-s-OFDM 64 QAM	1@104	21.49	15.84	0.0384
5	15	20	176800	839	DFT-s-OFDM 256 QAM	50@25	19.57	13.92	0.0247
5	15	20	176800	839	DFT-s-OFDM 256 QAM	1@1	19.13	13.48	0.0223
5	15	20	176800	839	DFT-s-OFDM 256 QAM	1@104	18.86	13.21	0.0209
5	15	20	176800	839	CP-OFDM QPSK	53@26	22.51	16.86	0.0485
5	15	20	176800	839	CP-OFDM QPSK	1@1	22.66	17.01	0.0502
5	15	20	176800	839	CP-OFDM QPSK	1@104	22.41	16.76	0.0474

Frequency Stability

NR Band	SCS (kHz)	Bandwidth (MHz)	Arfcn	Freq (MHz)	Modulation	RB	Deviation (ppm)	Verdict	Environment
5	15	20	176300	836.5	DFT-s-OFDM QPSK	100@0	0.00635	PASS	NV
5	15	20	176300	836.5	DFT-s-OFDM QPSK	100@0	0.00355	PASS	LV
5	15	20	176300	836.5	DFT-s-OFDM QPSK	100@0	0.00376	PASS	HV
5	15	20	176300	836.5	DFT-s-OFDM QPSK	100@0	0.00268	PASS	-30°C
5	15	20	176300	836.5	DFT-s-OFDM QPSK	100@0	0.00276	PASS	-20°C
5	15	20	176300	836.5	DFT-s-OFDM QPSK	100@0	0.00495	PASS	-10°C
5	15	20	176300	836.5	DFT-s-OFDM QPSK	100@0	0.00416	PASS	0°C
5	15	20	176300	836.5	DFT-s-OFDM QPSK	100@0	0.00405	PASS	10°C
5	15	20	176300	836.5	DFT-s-OFDM QPSK	100@0	0.00209	PASS	20°C
5	15	20	176300	836.5	DFT-s-OFDM QPSK	100@0	0.00219	PASS	30°C
5	15	20	176300	836.5	DFT-s-OFDM QPSK	100@0	0.00347	PASS	40°C
5	15	20	176300	836.5	DFT-s-OFDM QPSK	100@0	0.00425	PASS	50°C

Peak to Average Ratio

NR Band	SCS (kHz)	Bandwidth (MHz)	Arfcn	Freq (MHz)	Modulation	RB	Result (dB)	Limit (dB)	Verdict
5	15	20	175800	834.0	DFT-s-OFDM PI/2 BPSK	100@0	4.0	13	PASS
5	15	20	175800	834.0	DFT-s-OFDM PI/2 BPSK	1@0	3.5	13	PASS
5	15	20	175800	834.0	DFT-s-OFDM QPSK	100@0	4.59	13	PASS
5	15	20	175800	834.0	DFT-s-OFDM QPSK	1@0	3.64	13	PASS
5	15	20	176300	836.5	DFT-s-OFDM PI/2 BPSK	100@0	3.75	13	PASS
5	15	20	176300	836.5	DFT-s-OFDM PI/2 BPSK	1@0	3.6	13	PASS
5	15	20	176300	836.5	DFT-s-OFDM QPSK	100@0	4.56	13	PASS
5	15	20	176300	836.5	DFT-s-OFDM QPSK	1@0	3.78	13	PASS
5	15	20	176800	839.0	DFT-s-OFDM PI/2 BPSK	100@0	3.93	13	PASS
5	15	20	176800	839.0	DFT-s-OFDM PI/2 BPSK	1@0	3.64	13	PASS
5	15	20	176800	839.0	DFT-s-OFDM QPSK	100@0	4.55	13	PASS
5	15	20	176800	839.0	DFT-s-OFDM QPSK	1@0	3.58	13	PASS

B7_N5(20M)_DFT-s-OFDM_PI_2-BPSK_Outer_Full_Low_CH



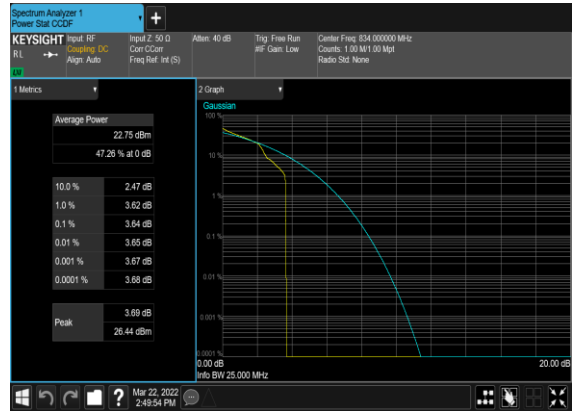
B7_N5(20M)_DFT-s-OFDM_PI_2-BPSK_Edge_1RB_Left_Low_CH



B7_N5(20M)_DFT-s-OFDM_QPSK_Outer_Full_Low_CH



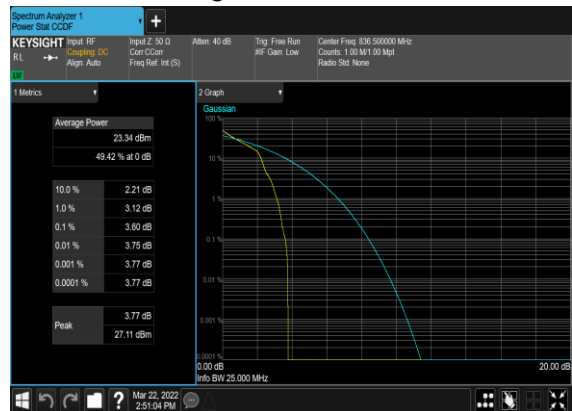
B7_N5(20M)_DFT-s-OFDM_QPSK_Edge_1RB_Left_Low_CH



B7_N5(20M)_DFT-s-OFDM_PI_2-BPSK_Outer_Full_Mid_CH



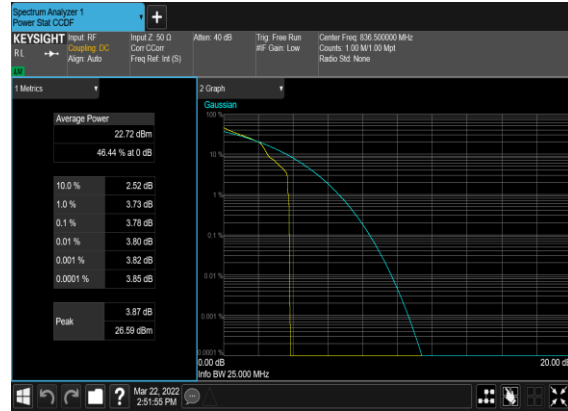
B7_N5(20M)_DFT-s-OFDM_PI_2-BPSK_Edge_1RB_Left_Mid_CH



B7_N5(20M)_DFT-s-OFDM_QPSK_Outer_Full_Mid_CH



B7_N5(20M)_DFT-s-OFDM_QPSK_Edge_1RB_Left_Mid_CH



B7_N5(20M)_DFT-s-OFDM_PI_2-BPSK_Outer_Full_High_CH



B7_N5(20M)_DFT-s-OFDM_PI_2-BPSK_Edge_1RB_Left_High_CH



B7_N5(20M)_DFT-s-OFDM_QPSK_Outer_Full_High_CH



B7_N5(20M)_DFT-s-OFDM_QPSK_Edge_1RB_Left_High_CH



Occupied Bandwidth

NR Band	SCS (kHz)	Bandwidth (MHz)	Arfcn	Freq (MHz)	Modulation	RB	OBW (MHz)	26dB OBW (MHz)
5	15	5	176300	836.5	DFT-s-OFDM PI/2 BPSK	25@0	4.4631	4.946
5	15	5	176300	836.5	DFT-s-OFDM QPSK	25@0	4.4683	4.948
5	15	5	176300	836.5	CP-OFDM QPSK	25@0	4.4737	5.15
5	15	5	176300	836.5	CP-OFDM 16 QAM	25@0	4.5001	5.182
5	15	5	176300	836.5	CP-OFDM 64 QAM	25@0	4.4843	5.131
5	15	5	176300	836.5	CP-OFDM 256 QAM	25@0	4.477	5.108
5	15	10	176300	836.5	DFT-s-OFDM PI/2 BPSK	50@0	8.8787	9.525
5	15	10	176300	836.5	DFT-s-OFDM QPSK	50@0	8.9101	9.673
5	15	10	176300	836.5	CP-OFDM QPSK	52@0	9.2683	10.07
5	15	10	176300	836.5	CP-OFDM 16 QAM	52@0	9.2638	10.01
5	15	10	176300	836.5	CP-OFDM 64 QAM	52@0	9.2668	10.02
5	15	10	176300	836.5	CP-OFDM 256 QAM	52@0	9.2851	10.06
5	15	15	176300	836.5	DFT-s-OFDM PI/2 BPSK	75@0	13.352	14.04
5	15	15	176300	836.5	DFT-s-OFDM QPSK	75@0	13.363	14.15
5	15	15	176300	836.5	CP-OFDM QPSK	79@0	14.074	14.96
5	15	15	176300	836.5	CP-OFDM 16 QAM	79@0	14.104	15.02
5	15	15	176300	836.5	CP-OFDM 64 QAM	79@0	14.105	14.98
5	15	15	176300	836.5	CP-OFDM 256 QAM	79@0	14.055	14.96
5	15	20	176300	836.5	DFT-s-OFDM PI/2 BPSK	100@0	17.848	18.8
5	15	20	176300	836.5	DFT-s-OFDM QPSK	100@0	17.825	18.84
5	15	20	176300	836.5	CP-OFDM QPSK	106@0	18.877	19.92
5	15	20	176300	836.5	CP-OFDM 16 QAM	106@0	18.9	19.93
5	15	20	176300	836.5	CP-OFDM 64 QAM	106@0	18.883	19.87
5	15	20	176300	836.5	CP-OFDM 256 QAM	106@0	18.914	19.89