



No. I22Z60871-SEM01

For

vivo Mobile Communication Co., Ltd.

Mobile Phone

Model Name: V2160

with

Hardware Version: MP_0.1

Software Version: PD2197BF_EX_A_3.13.15

FCC ID: 2AUCY-V2127

Note:

The test results in this test report relate only to the devices specified in this report. This report shall not be reproduced except in full without the written approval of CTTL.

Test Laboratory:

CTTL, Telecommunication Technology Labs, CAICT


No. 51, Xueyuan Road, Haidian District, Beijing, P. R. China 100191.

Tel:+86(0)10-62304633-2512, Fax:+86(0)10-62304633-2504

Email: cttl_terminals@caict.ac.cn, website: www.caict.ac.cn




Picture 1: Constituents of the sample




Picture 2: Left Head Touch Cheek Position



Picture 3: Left Head Tilt 15° Position



Picture 4: Right Head Touch Cheek Position




Picture 5: Right Head Tilt 15° Position

Test positions for body:

The Body SAR is tested at the following 8 test positions all with the distance =10/15mm between the EUT and the phantom bottom:



Picture 6: Front 10mm



Picture 7: Rear 10mm



Picture 8: Left 10mm



Picture 9: Right 10mm



Picture 10: Top 10mm



Picture 11: Bottom 10mm

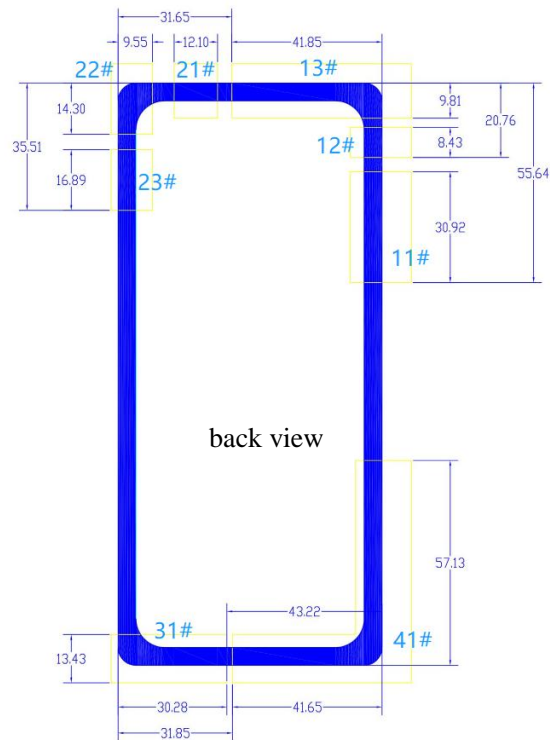


Picture 12: Front 15mm



Picture 13: Rear 15mm

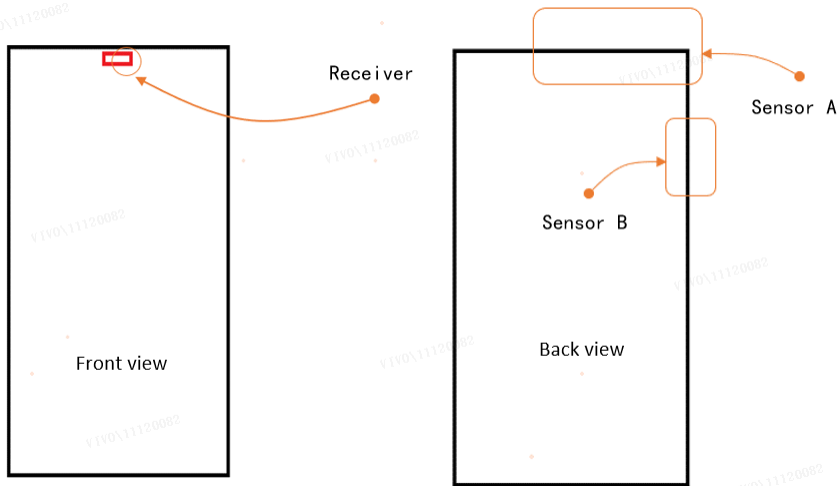
Transmit Antenna Separation Distances



Ant 11#	NR n7/66/77/78
Ant 12#	NR n78
Ant 13#	LTE 2G GSM850/900/1800/1900; 3G WCDMA B1/B2/B4/B5/B8 LTE 4G B1/2/3/4/5/7/8/12/13/17/28 38/39/40/41F/66 NR n7/28/66
Ant 14#	
Ant 21#	
Ant 22#	GPS/wifi/BT
Ant 23#	
Ant 31#	GSM:1800/1900 WCDMA:B1/2/4 LTE:B1/2/3/4/7/38/39/40/41/66
Ant 41#	GSM:850/900 WCDMA:B5/8 LTE:B5/8/12/13/17/28 NR n28

Sensor layout

The project uses 1 earpiece and 2 capacitive sensors. The sensor position is shown in the figure below.



Capacitance sensor a / b detects the distance between each surface (distinguished by antenna, and the sensing surface is based on the back view)

Antenna number	Sensing surface					Remarks
		5mm body SAR	0mm limb SAR	15mm body SAR	hotspot	
ANT11#	Front	×	×	×	Prohibited use	Sensor B
	Back	USE	USE	×	Prohibited use	
	Top	×	×	×	Prohibited use	
	bottom	×	×	×	Prohibited use	
	Back right	USE	USE	×	Prohibited use	
	Back left	×	×	×	Prohibited use	

Antenna number	Sensing surface					Remarks
		5mm body SAR	0mm limb SAR	15mm body SAR	hotspot	
<i>ANT13#</i>	Front	USE	USE	×	Prohibited use	Sensor A
	Back	USE	USE	×	Prohibited use	
	Top	USE	USE	×	Prohibited use	
	bottom	×	×	×	Prohibited use	
	Back right	×	×	×	Prohibited use	
	Back left	×	×	×	Prohibited use	