



Appendix D. SAR Test Setup Photos


Head Exposure Condition




Right Cheek, Test Separation 0 mm



Right Tilted, Test Separation 0 mm




Left Cheek, Test Separation 0 mm




Left Tilted, Test Separation 0 mm


Hotspot Exposure Condition




Front, Test Separation 10 mm




Back, Test Separation 10 mm




Left Side, Test Separation 10 mm



Right Side, Test Separation 10 mm



Top Side, Test Separation 10 mm



Bottom Side, Test Separation 10 mm

Body-worn Exposure Condition




Front, Test Separation 15 mm




Back, Test Separation 15 mm


Product Specific 10g SAR




Front, Test Separation 0 mm




Back, Test Separation 0 mm




Left Side, Test Separation 0 mm




Right Side, Test Separation 0 mm




Top Side, Test Separation 0 mm




Back, Test Separation 9 mm(sensor off)



Back, Test Separation 11 mm(sensor off)

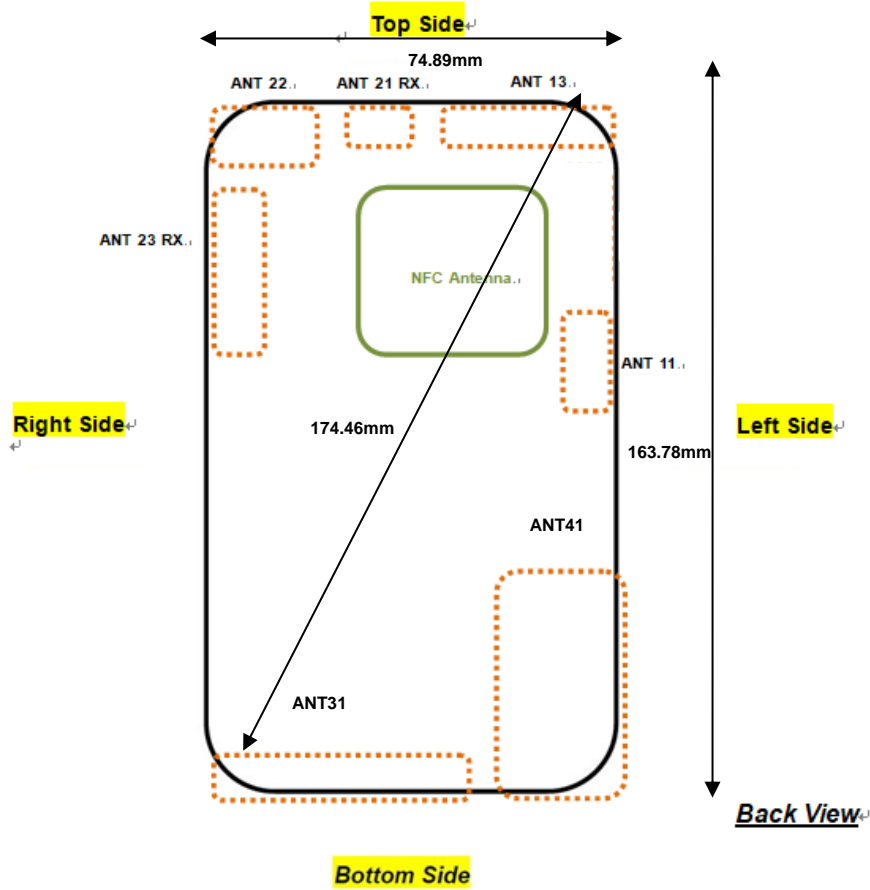


Left Side, Test Separation 10 mm(sensor off)



Top Side, Test Separation 11 mm(sensor off)

Antenna Location



Note: The antenna location view is viewed from back side of the EUT. For the top/bottom/left/right side is viewed from the front side of the EUT.



Antenna	Support Band
ANT 11	NR SA: n7/41<Tx/Rx>
ANT 13	GSM: 850/1900<Tx/Rx> WCDMA: B2/B4/B5<Tx/Rx> LTE: B2/4/5/7/12/17/18/19/26/38/41<Tx/Rx> NR NSA: n5<Tx/Rx> NR SA: n7/41<Tx/Rx>
ANT 31	GSM: 1900<Tx/Rx> WCDMA: B2/B4<Tx/Rx> LTE: B2/4/7/38/41<Tx/Rx>
ANT 41	GSM: 850<Tx/Rx> WCDMA: B5 <Tx/Rx> LTE: B5/B12/B17/B18/B19/B26<Tx/Rx> NR NSA: n5<Tx/Rx>
ANT 22	Bluetooth & WIFI 2.4/5GHz<Tx/Rx>
NFC Antenna	NFC

Distance of the Antenna to the EUT surface/edge						
Antennas	Back	Front	Top Side	Bottom Side	Right Side	Left Side
ANT 11	≤ 25mm	≤ 25mm	>25mm	>25mm	>25mm	≤ 25mm
ANT 13	≤ 25mm	≤ 25mm	≤ 25mm	>25mm	>25mm	≤ 25mm
ANT 31	≤ 25mm	≤ 25mm	>25mm	≤ 25mm	≤ 25mm	>25mm
ANT 41	≤ 25mm	≤ 25mm	>25mm	≤ 25mm	>25mm	≤ 25mm
ANT 22	≤ 25mm	≤ 25mm	≤ 25mm	>25mm	≤ 25mm	>25mm

Positions for SAR tests; Hotspot mode						
Antennas	Back	Front	Top Side	Bottom Side	Right Side	Left Side
ANT 11	Yes	Yes	No	No	No	Yes
ANT 13	Yes	Yes	Yes	No	No	Yes
ANT 31	Yes	Yes	No	Yes	Yes	No
ANT 41	Yes	Yes	No	Yes	No	Yes
ANT 22	Yes	Yes	Yes	No	Yes	No

General Note:

Referring to KDB 941225 D06 v02r01, when the overall device length and width are ≥ 9cm*5cm, the test distance is 10 mm. SAR must be measured for all sides and surfaces with a transmitting antenna located within 25mm from that surface or edge.