



# **Appendix A**

## **Detailed System Check Results**

1. System Check Results
System Performance Check 835 MHz
System Performance Check 1880 MHz
System Performance Check 2600 MHz

Test Laboratory: SGS-SAR Lab

## HAC-E-Dipole CD835V3

**DUT: CD835V3; Type: CD835V3; Serial: 1052**

Communication System: UID 0, CW; Frequency: 835 MHz; Duty Cycle: 1:1

Medium: Air; Medium parameters used:  $\sigma = 0$  S/m,  $\epsilon_r = 1$ ;  $\rho = 0$  kg/m<sup>3</sup>  
Phantom section: RF Section

DASY 5 Configuration:

- Probe: EF3DV3 - SN4051; ConvF(1, 1, 1); Calibrated: 2020-05-29;
- Sensor-Surface: (Fix Surface)
- Electronics: DAE4 Sn896; Calibrated: 2020-06-11
- Phantom: HAC Test Arch with AMCC; Type: SD HAC P01 BA;
- DASY52 52.8.8(1222); SEMCAD X 14.6.10(7331)

### Dipole E-Field measurement/E Scan - measurement distance from the probe sensor center to CD835 = 15mm/Hearing Aid Compatibility Test at 15mm distance

**(41x361x1)**: Interpolated grid: dx=0.5000 mm, dy=0.5000 mm

Device Reference Point: 0, 0, -6.3 mm

Reference Value = 181.0 V/m; Power Drift = -0.01 dB

PMR not calibrated. PMF = 1.000 is applied.

E-field emissions = 106.6 V/m

**Near-field category: M4 (AWF 0 dB)**

PMF scaled E-field

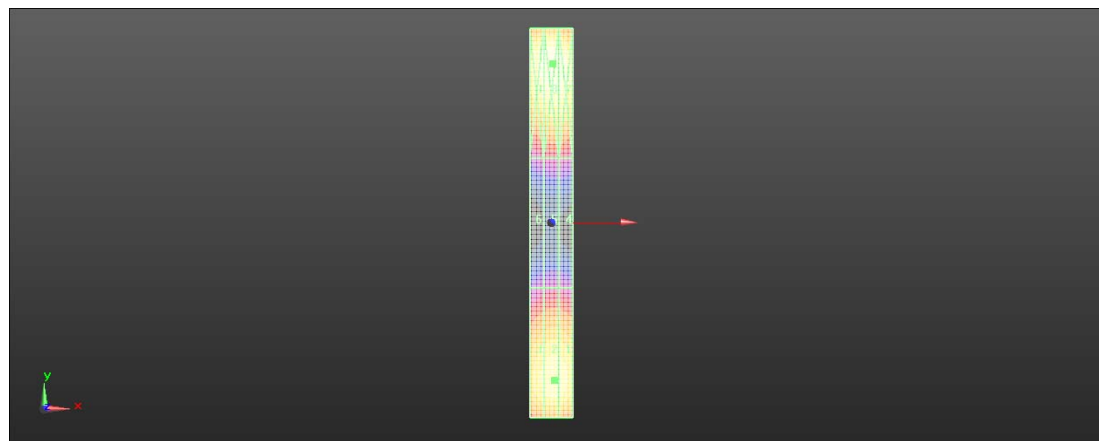
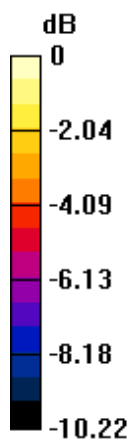
<b>Grid 1 M4</b> <b>106.0 V/m</b>	<b>Grid 2 M4</b> <b>106.6 V/m</b>	<b>Grid 3 M4</b> <b>103.1 V/m</b>
<b>Grid 4 M4</b> <b>63.25 V/m</b>	<b>Grid 5 M4</b> <b>63.39 V/m</b>	<b>Grid 6 M4</b> <b>61.16 V/m</b>
<b>Grid 7 M4</b> <b>115.0 V/m</b>	<b>Grid 8 M4</b> <b>117.0 V/m</b>	<b>Grid 9 M4</b> <b>113.3 V/m</b>

#### Cursor:

Total = 117.0 V/m

E Category: M4

Location: 0.5, 73.5, 8.7 mm



0 dB = 117.0 V/m = 41.36 dBV/m

Test Laboratory: SGS-SAR Lab

## HAC-E-Dipole CD1880V3

**DUT: CD1880V3; Type: CD1880V3; Serial: 1044**

Communication System: UID 0, CW; Frequency: 1880 MHz; Duty Cycle: 1:1

Medium: Air; Medium parameters used:  $\sigma = 0$  S/m,  $\epsilon_r = 1$ ;  $\rho = 0$  kg/m<sup>3</sup>  
Phantom section: RF Section

DASY 5 Configuration:

- Probe: EF3DV3 - SN4051; ConvF(1, 1, 1); Calibrated: 2020-05-29;
- Sensor-Surface: (Fix Surface)
- Electronics: DAE4 Sn896; Calibrated: 2020-06-11
- Phantom: HAC Test Arch with AMCC; Type: SD HAC P01 BA;
- DASY52 52.8.8(1222); SEMCAD X 14.6.10(7331)

### Dipole E-Field measurement/E Scan - measurement distance from the probe sensor center to CD1880 = 15mm/Hearing Aid Compatibility Test at 15mm distance

**(41x181x1)**: Interpolated grid: dx=0.5000 mm, dy=0.5000 mm

Device Reference Point: 0, 0, -6.3 mm

Reference Value = 156.3 V/m; Power Drift = -0.08 dB

PMR not calibrated. PMF = 1.000 is applied.

E-field emissions = 88.71 V/m

**Near-field category: M3 (AWF 0 dB)**

PMF scaled E-field

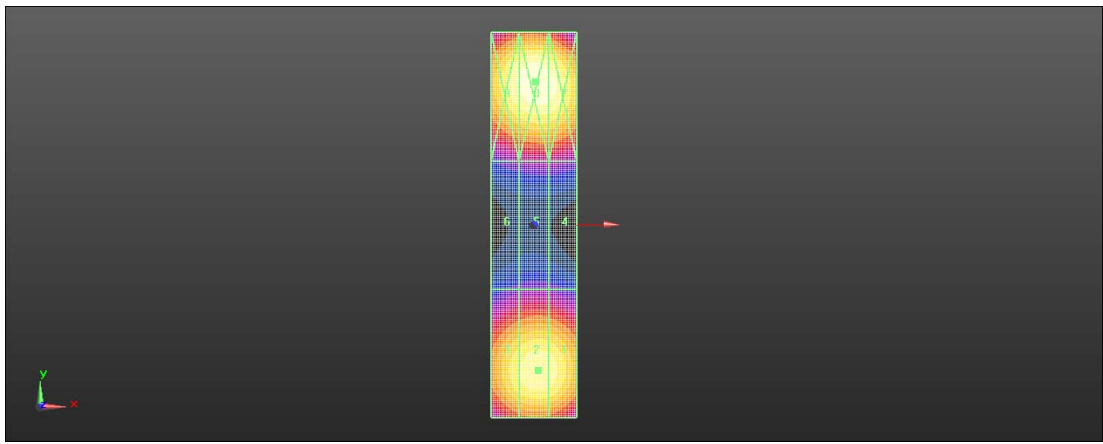
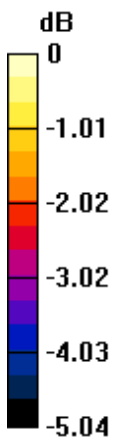
Grid 1 <b>M3</b> <b>87.93 V/m</b>	Grid 2 <b>M3</b> <b>88.71 V/m</b>	Grid 3 <b>M3</b> <b>85.90 V/m</b>
Grid 4 <b>M3</b> <b>65.75 V/m</b>	Grid 5 <b>M3</b> <b>65.78 V/m</b>	Grid 6 <b>M3</b> <b>64.36 V/m</b>
Grid 7 <b>M3</b> <b>91.22 V/m</b>	Grid 8 <b>M3</b> <b>92.55 V/m</b>	Grid 9 <b>M3</b> <b>89.70 V/m</b>

#### Cursor:

Total = 92.55 V/m

E Category: M3

Location: 0.5, 33.5, 8.7 mm



0 dB = 92.55 V/m = 39.33 dBV/m

Test Laboratory: SGS-SAR Lab

## HAC-E-Dipole CD2600V3

**DUT: CD2600V3; Type: CD2600V3; Serial: 1021**

Communication System: UID 0, CW (0); Frequency: 2600 MHz; Duty Cycle: 1:1

Medium: Air; Medium parameters used:  $\sigma = 0$  S/m,  $\epsilon_r = 1$ ;  $\rho = 0$  kg/m<sup>3</sup>

Phantom section: RF Section

DASY 5 Configuration:

- Probe: EF3DV3 - SN4051; ConvF(1, 1, 1); Calibrated: 2020-05-29;
- Sensor-Surface: (Fix Surface)
- Electronics: DAE4 Sn896; Calibrated: 2020-06-11
- Phantom: HAC Test Arch with AMCC; Type: SD HAC P01 BA;
- DASY52 52.8.8(1222); SEMCAD X 14.6.10(7331)

### Dipole E-Field measurement/E Scan - measurement distance from the probe sensor center to CD2600 = 15mm/Hearing Aid Compatibility Test at 15mm distance

**(41x181x1)**: Interpolated grid: dx=0.5000 mm, dy=0.5000 mm

Device Reference Point: 0, 0, -6.3 mm

Reference Value = 72.79 V/m; Power Drift = -0.03 dB

PMR not calibrated. PMF = 1.000 is applied.

E-field emissions = 89.08 V/m

**Near-field category: M3 (AWF 0 dB)**

PMF scaled E-field

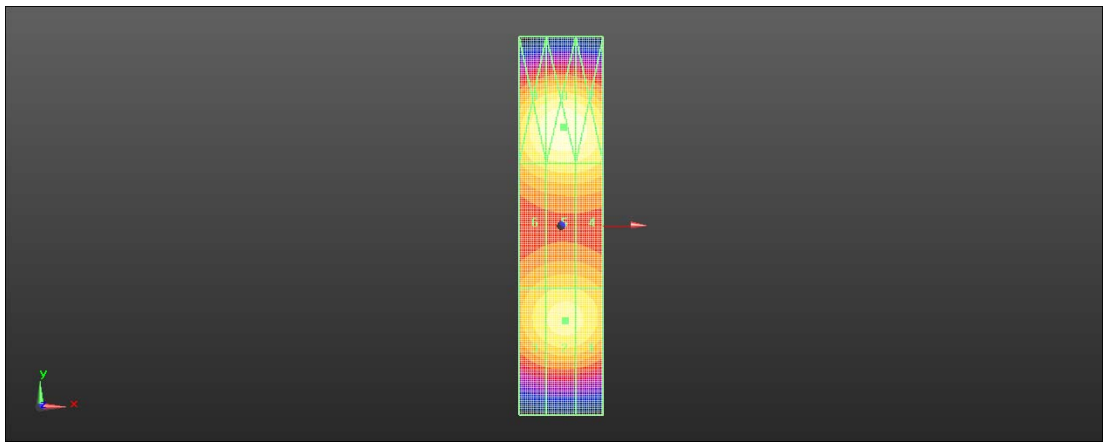
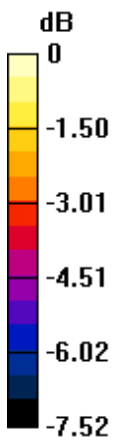
Grid 1 <b>M3</b> <b>88.17 V/m</b>	Grid 2 <b>M3</b> <b>89.08 V/m</b>	Grid 3 <b>M3</b> <b>86.37 V/m</b>
Grid 4 <b>M3</b> <b>86.13 V/m</b>	Grid 5 <b>M3</b> <b>86.54 V/m</b>	Grid 6 <b>M3</b> <b>84.57 V/m</b>
Grid 7 <b>M3</b> <b>95.45 V/m</b>	Grid 8 <b>M3</b> <b>97.13 V/m</b>	Grid 9 <b>M3</b> <b>94.10 V/m</b>

#### Cursor:

Total = 97.13 V/m

E Category: M3

Location: 0.5, 23.5, 8.7 mm



0 dB = 97.13 V/m = 39.75 dBV/m