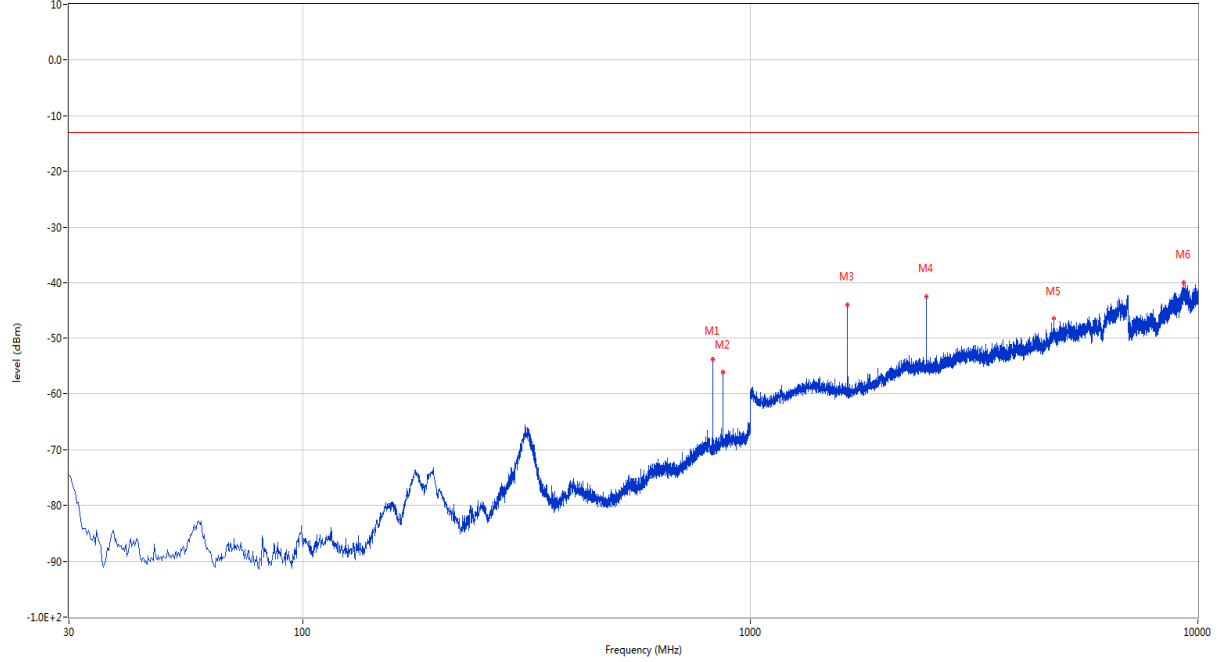


Annex A.7. Field Strength of Spurious Radiation

Up Antenna
 GSM
 1 GSM 850
 1.1 GSM 850 Low Channel

RSE-H&H GSM 850 CH128

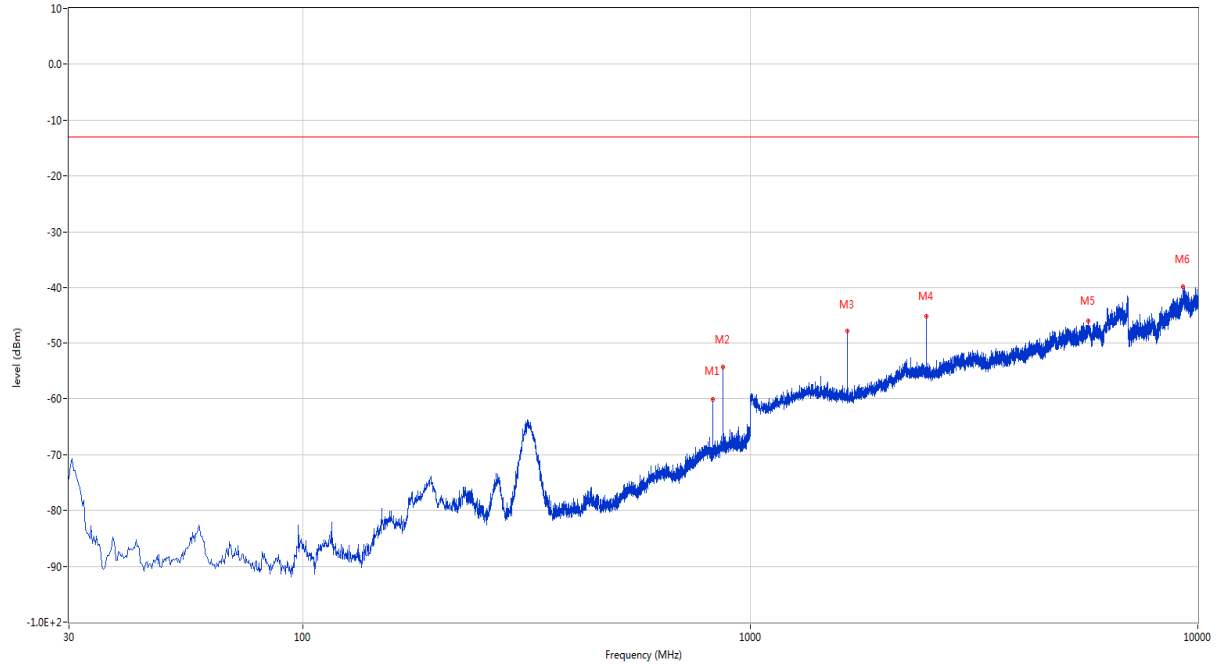
RSE Test case_FCC PART228&249&27_FCC PART 22_850_GSM 850&CDMA BC0&WCDMA B5<E B5&26



Frequency (MHz)	Result (dBm)	Factor (dB)	PK Limit (dBm)	Over Limit (dB)	Table (o)	ANT	EUT	Verdict
824.188	-53.80	1.97	-13.0	-40.80	79.00	Horizontal	Horizontal	N/A
869.292	-56.20	2.53	-13.0	-43.20	355.00	Horizontal	Horizontal	N/A
1649.000	-43.85	-5.73	-13.0	-30.85	243.00	Horizontal	Horizontal	Pass
2473.000	-42.38	-0.64	-13.0	-29.38	256.00	Horizontal	Horizontal	Pass
4766.000	-46.42	7.84	-13.0	-33.42	0.00	Horizontal	Horizontal	Pass
9285.250	-39.97	17.37	-13.0	-26.97	262.00	Horizontal	Horizontal	Pass

RSE-H&V GSM 850 CH128

RSE Test case_FCC PART22&24&27_FCC PART 22_850_GSM 850&CDMA BC0&WCDMA B5<E B5&26

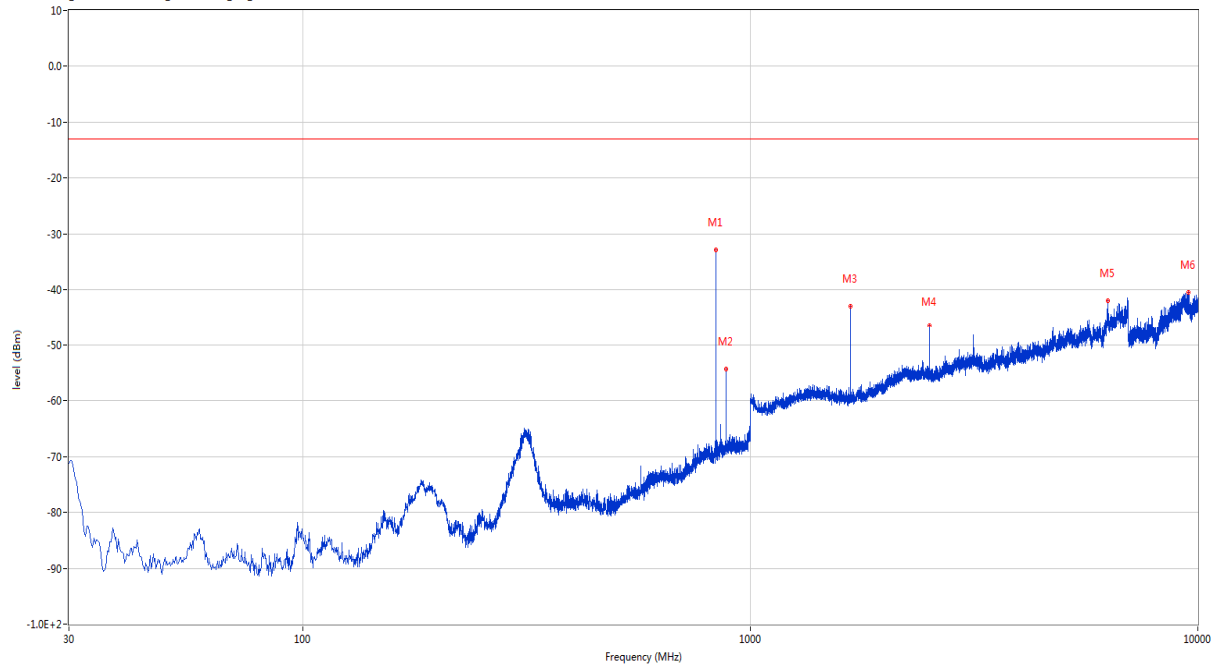


Frequency (MHz)	Result (dBm)	Factor (dB)	PK Limit (dBm)	Over Limit (dB)	Table (o)	ANT	EUT	Verdict
824.188	-60.07	1.97	-13.0	-47.07	3.00	Horizontal	Vertical	N/A
869.292	-54.32	2.53	-13.0	-41.32	353.00	Horizontal	Vertical	N/A
1649.000	-47.96	-5.73	-13.0	-34.96	199.00	Horizontal	Vertical	Pass
2473.000	-45.02	-0.64	-13.0	-32.02	155.00	Horizontal	Vertical	Pass
5695.000	-45.97	8.90	-13.0	-32.97	30.00	Horizontal	Vertical	Pass
9266.500	-39.84	17.17	-13.0	-26.84	332.00	Horizontal	Vertical	Pass

1.2 GSM 850 Middle Channel

RSE-H&H GSM 850 CH190

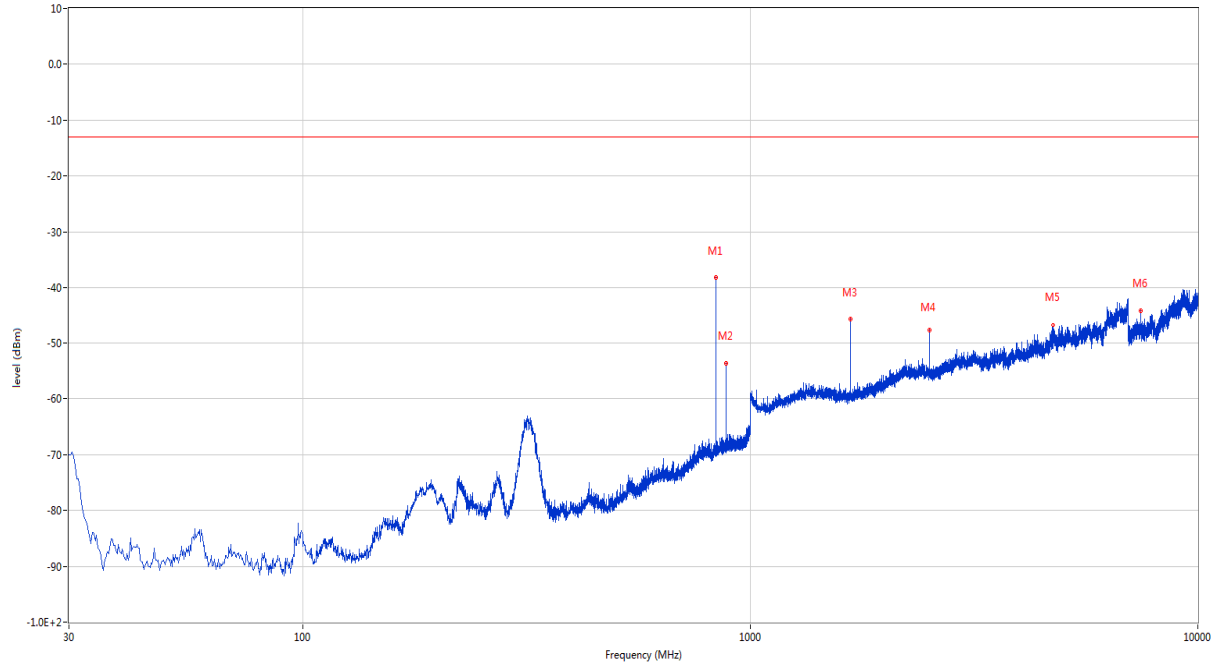
RSE Test case_FCC PART22&24&27 FCC PART 22_850_GSM 850&CDMA BC0&WCDMA B5<E B5&26



Frequency (MHz)	Result (dBm)	Factor (dB)	PK Limit (dBm)	Over Limit (dB)	Table (o)	ANT	EUT	Verdict
836.555	-32.80	2.31	-13.0	-19.80	55.00	Horizontal	Horizontal	N/A
881.660	-54.32	2.88	-13.0	-41.32	0.00	Horizontal	Horizontal	N/A
1674.000	-43.00	-5.51	-13.0	-30.00	226.00	Horizontal	Horizontal	Pass
2510.000	-46.39	-0.49	-13.0	-33.39	265.00	Horizontal	Horizontal	Pass
6291.000	-41.95	11.48	-13.0	-28.95	147.00	Horizontal	Horizontal	Pass
9544.750	-40.41	17.04	-13.0	-27.41	360.00	Horizontal	Horizontal	Pass

RSE-H&V GSM 850 CH190

RSE Test case_FCC PART22&24&27_FCC PART 22_850_GSM 850&CDMA BC0&WCDMA B5<E B5&26

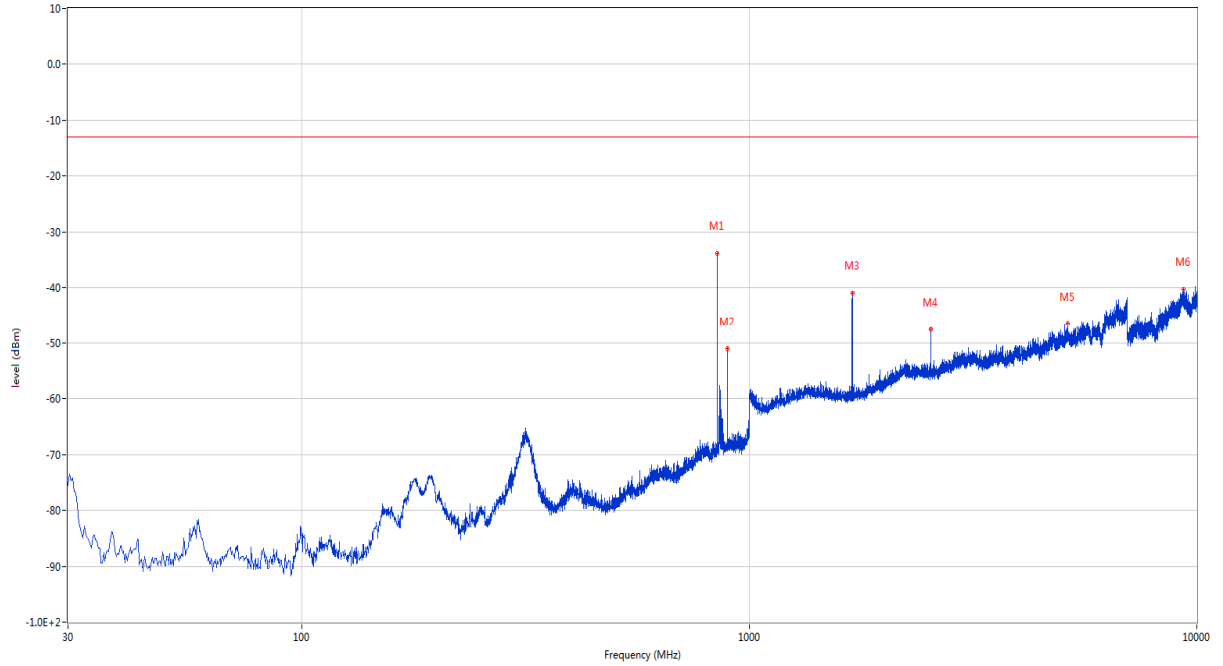


Frequency (MHz)	Result (dBm)	Factor (dB)	PK Limit (dBm)	Over Limit (dB)	Table (o)	ANT	EUT	Verdict
836.555	-38.13	2.31	-13.0	-25.13	44.00	Horizontal	Vertical	N/A
881.660	-53.64	2.88	-13.0	-40.64	189.00	Horizontal	Vertical	N/A
1674.000	-45.64	-5.51	-13.0	-32.64	190.00	Horizontal	Vertical	Pass
2510.000	-47.69	-0.49	-13.0	-34.69	148.00	Horizontal	Vertical	Pass
4739.000	-46.80	7.10	-13.0	-33.80	327.00	Horizontal	Vertical	Pass
7458.250	-44.05	10.65	-13.0	-31.05	62.00	Horizontal	Vertical	Pass

1.3 GSM 850 High Channel

RSE-H&H GSM 850 CH251

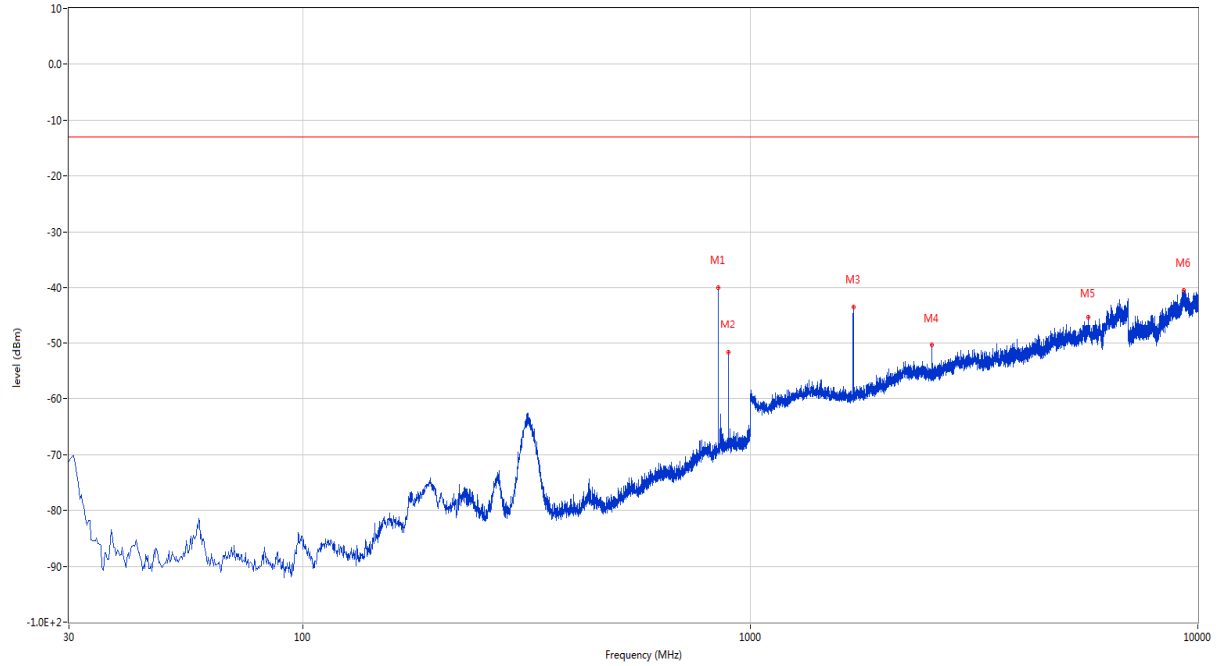
RSE Test case_FCC PART22&24&27_FCC PART 22_850_GSM 850&CDMA BC0&WCDMA B5<E B5&26



Frequency (MHz)	Result (dBm)	Factor (dB)	PK Limit (dBm)	Over Limit (dB)	Table (o)	ANT	EUT	Verdict
848.922	-33.80	2.51	-13.0	-20.80	83.00	Horizontal	Horizontal	N/A
893.785	-51.12	3.24	-13.0	-38.12	194.00	Horizontal	Horizontal	N/A
1698.500	-40.97	-5.43	-13.0	-27.97	223.00	Horizontal	Horizontal	Pass
2547.000	-47.63	-0.42	-13.0	-34.63	254.00	Horizontal	Horizontal	Pass
5138.000	-46.44	7.86	-13.0	-33.44	26.00	Horizontal	Horizontal	Pass
9319.750	-40.32	17.69	-13.0	-27.32	28.00	Horizontal	Horizontal	Pass

RSE-H&V GSM 850 CH251

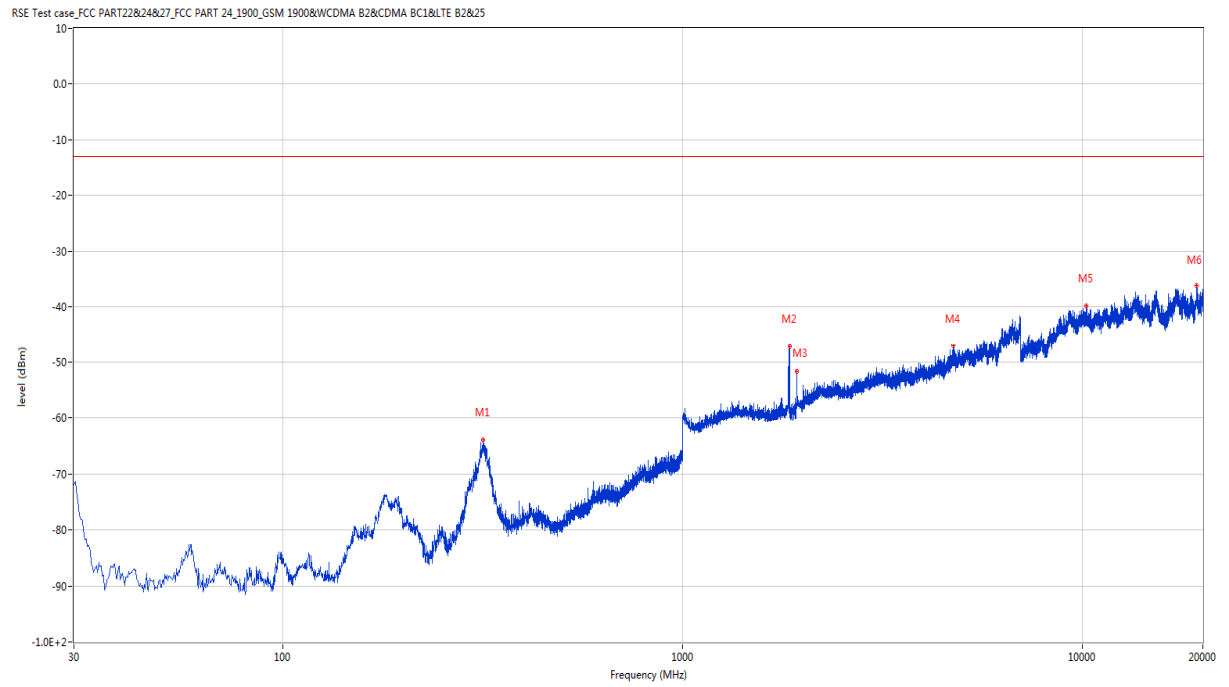
RSE Test case_FCC PART22&24&27_FCC PART 22_850_GSM 850&CDMA BC0&WCDMA B5<E B5&26



Frequency (MHz)	Result (dBm)	Factor (dB)	PK Limit (dBm)	Over Limit (dB)	Table (o)	ANT	EUT	Verdict
848.680	-39.98	2.51	-13.0	-26.98	45.00	Horizontal	Vertical	N/A
893.785	-51.64	3.24	-13.0	-38.64	188.00	Horizontal	Vertical	N/A
1698.000	-43.45	-5.45	-13.0	-30.45	325.00	Horizontal	Vertical	Pass
2546.500	-50.36	-0.42	-13.0	-37.36	127.00	Horizontal	Vertical	Pass
5701.000	-45.32	8.83	-13.0	-32.32	298.00	Horizontal	Vertical	Pass
9289.750	-40.52	17.48	-13.0	-27.52	115.00	Horizontal	Vertical	Pass

2 GSM 1900
2.1 GSM 1900 Low Channel

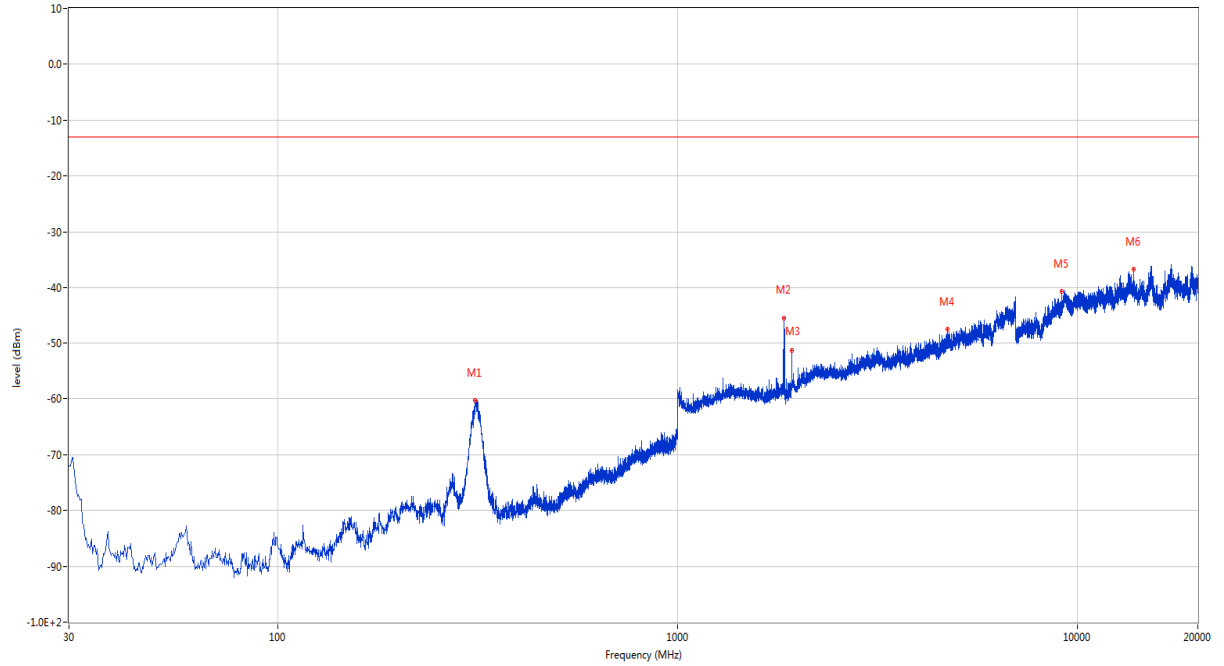
RSE-H&H GSM 1900 CH512



Frequency (MHz)	Result (dBm)	Factor (dB)	PK Limit (dBm)	Over Limit (dB)	Table (o)	ANT	EUT	Verdict
317.120	-63.97	-12.17	-13.0	-50.97	211.00	Horizontal	Horizontal	Pass
1851.000	-47.19	-3.64	-13.0	-34.19	274.00	Horizontal	Horizontal	N/A
1930.500	-51.72	-3.13	-13.0	-38.72	48.00	Horizontal	Horizontal	N/A
4760.000	-47.05	7.51	-13.0	-34.05	299.00	Horizontal	Horizontal	Pass
10218.563	-39.83	17.61	-13.0	-26.83	179.00	Horizontal	Horizontal	Pass
19287.687	-36.09	23.79	-13.0	-23.09	148.00	Horizontal	Horizontal	Pass

RSE-H&V GSM 1900 CH512

RSE Test case_FCC PART22&24&27_FCC PART 24_1900_GSM 1900&WCDMA B2&CDMA BC1<E B2&25

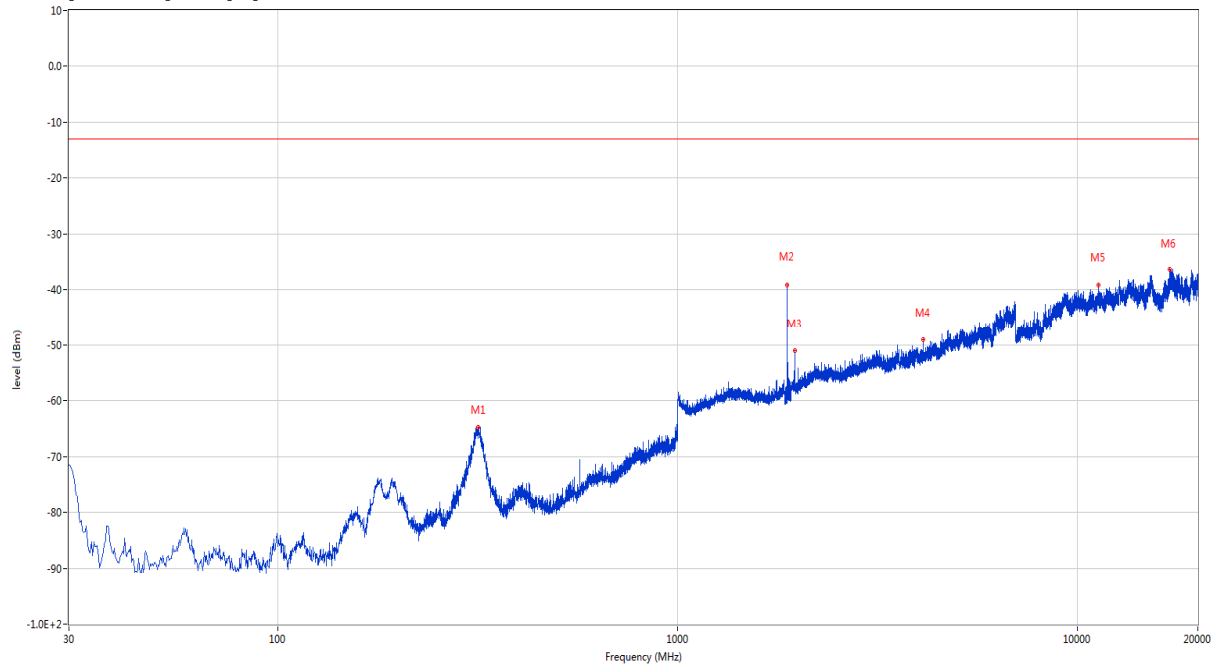


Frequency (MHz)	Result (dBm)	Factor (dB)	PK Limit (dBm)	Over Limit (dB)	Table (o)	ANT	EUT	Verdict
311.542	-60.30	-12.43	-13.0	-47.30	14.00	Horizontal	Vertical	Pass
1842.000	-45.44	-3.78	-13.0	-32.44	195.00	Horizontal	Vertical	N/A
1931.000	-51.44	-3.12	-13.0	-38.44	321.00	Horizontal	Vertical	N/A
4725.000	-47.49	7.06	-13.0	-34.49	328.00	Horizontal	Vertical	Pass
9113.125	-40.63	15.61	-13.0	-27.63	228.00	Horizontal	Vertical	Pass
13803.062	-36.67	20.48	-13.0	-23.67	353.00	Horizontal	Vertical	Pass

2.2 GSM 1900 Middle Channel

RSE-H&H GSM 1900 CH661

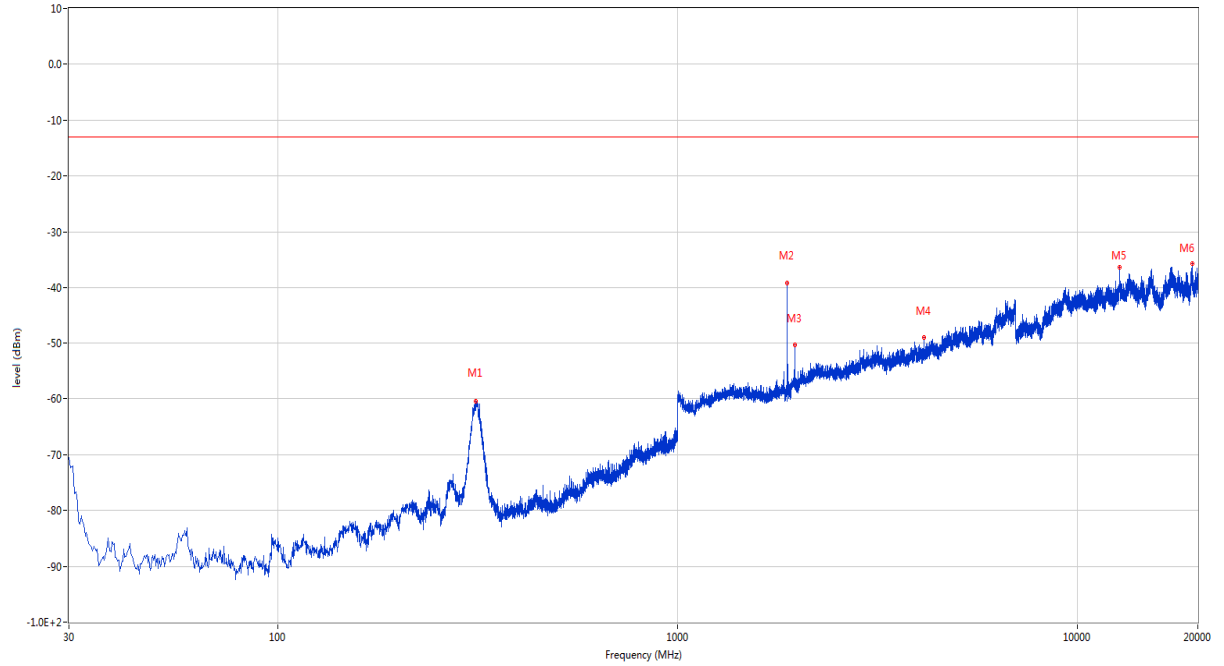
RSE Test case_FCC PART22&24&27_FCC PART 24_1900_GSM 1900&WCDMA B2&CDMA BC1<E B2&25



Frequency (MHz)	Result (dBm)	Factor (dB)	PK Limit (dBm)	Over Limit (dB)	Table (o)	ANT	EUT	Verdict
316.150	-64.69	-12.23	-13.0	-51.69	190.00	Horizontal	Horizontal	Pass
1880.500	-39.08	-3.73	-13.0	-26.08	289.00	Horizontal	Horizontal	N/A
1960.500	-51.05	-3.56	-13.0	-38.05	143.00	Horizontal	Horizontal	N/A
4107.000	-48.99	5.04	-13.0	-35.99	214.00	Horizontal	Horizontal	Pass
11292.375	-39.21	18.00	-13.0	-26.21	85.00	Horizontal	Horizontal	Pass
16980.375	-36.37	17.50	-13.0	-23.37	354.00	Horizontal	Horizontal	Pass

RSE-H&V GSM 1900 CH661

RSE Test case_FCC PART22&24&27_FCC PART 24_1900_GSM 1900&WCDMA B2&CDMA BC1<E B2&25

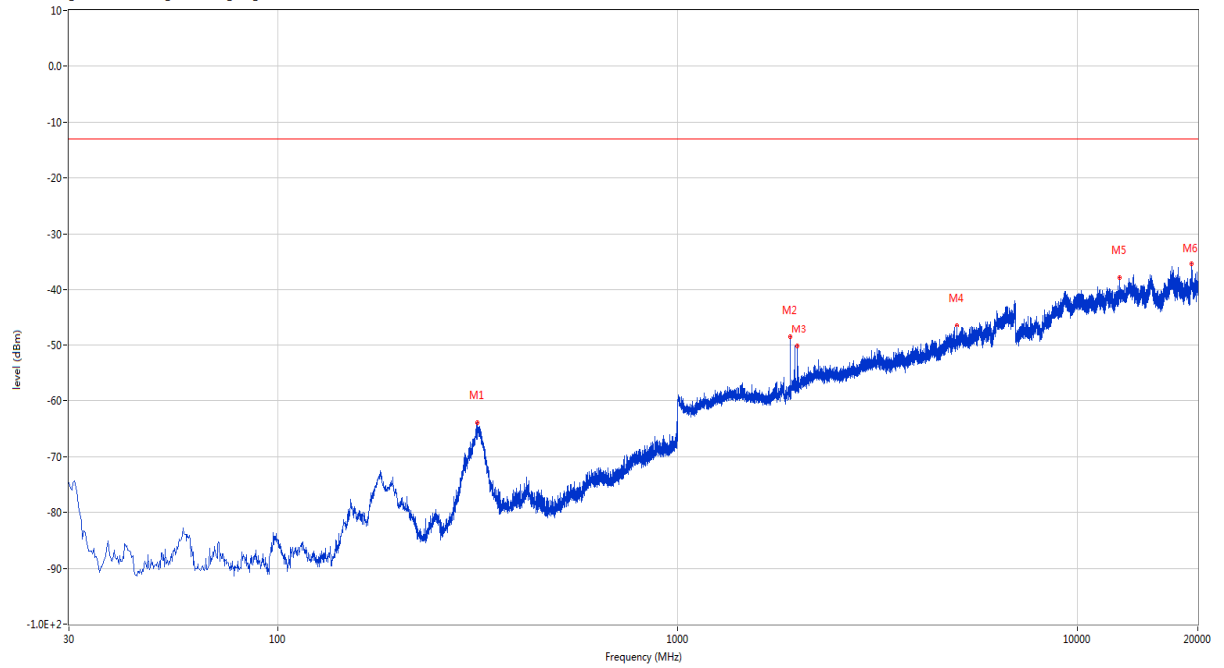


Frequency (MHz)	Result (dBm)	Factor (dB)	PK Limit (dBm)	Over Limit (dB)	Table (o)	ANT	EUT	Verdict
311.785	-60.42	-12.40	-13.0	-47.42	198.00	Horizontal	Vertical	Pass
1880.500	-39.11	-3.73	-13.0	-26.11	176.00	Horizontal	Vertical	N/A
1960.500	-50.45	-3.56	-13.0	-37.45	130.00	Horizontal	Vertical	N/A
4127.000	-49.06	5.27	-13.0	-36.06	107.00	Horizontal	Vertical	Pass
12753.625	-36.37	20.22	-13.0	-23.37	231.00	Horizontal	Vertical	Pass
19343.874	-35.61	24.18	-13.0	-22.61	291.00	Horizontal	Vertical	Pass

2.3 GSM 1900 High Channel

RSE-H&H GSM 1900 CH810

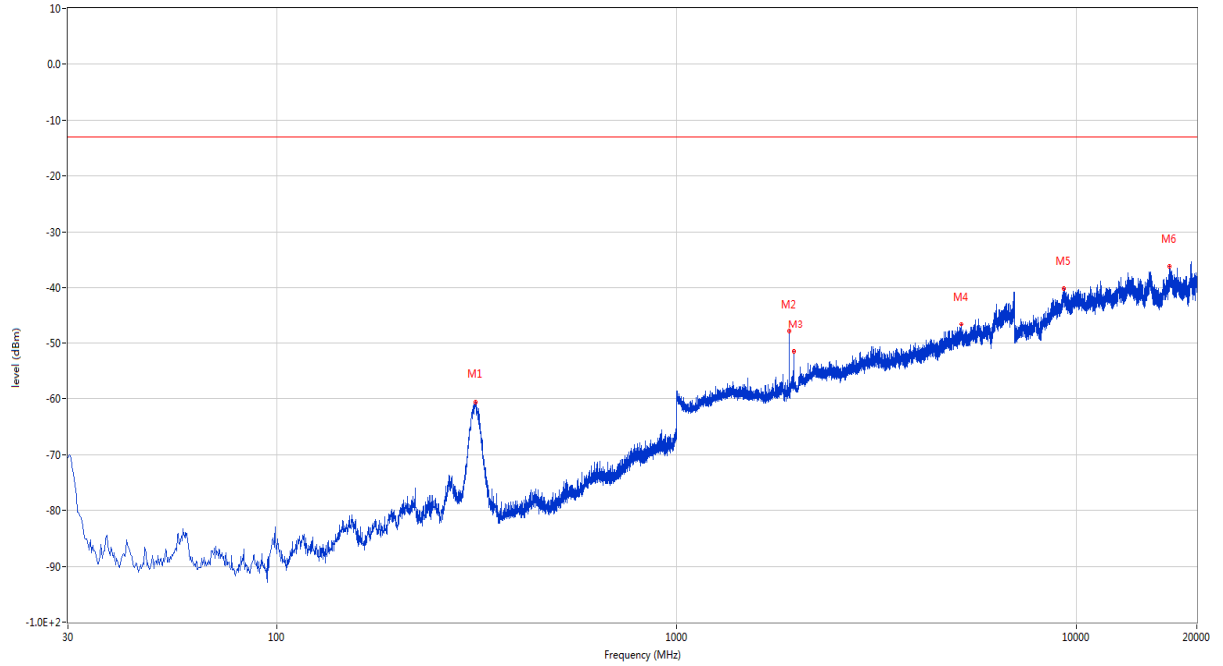
RSE Test case_FCC PART22&24&27_FCC PART 24_1900_GSM 1900&WCDMA B2&CDMA BC1<E B2&25



Frequency (MHz)	Result (dBm)	Factor (dB)	PK Limit (dBm)	Over Limit (dB)	Table (o)	ANT	EUT	Verdict
315.422	-63.96	-12.26	-13.0	-50.96	195.00	Horizontal	Horizontal	Pass
1910.500	-48.63	-3.57	-13.0	-35.63	295.00	Horizontal	Horizontal	N/A
1990.500	-50.21	-3.85	-13.0	-37.21	140.00	Horizontal	Horizontal	N/A
4995.000	-46.34	7.93	-13.0	-33.34	143.00	Horizontal	Horizontal	Pass
12753.625	-37.88	20.22	-13.0	-24.88	332.00	Horizontal	Horizontal	Pass
19303.999	-35.34	24.32	-13.0	-22.34	269.00	Horizontal	Horizontal	Pass

RSE-H&V GSM 1900 CH810

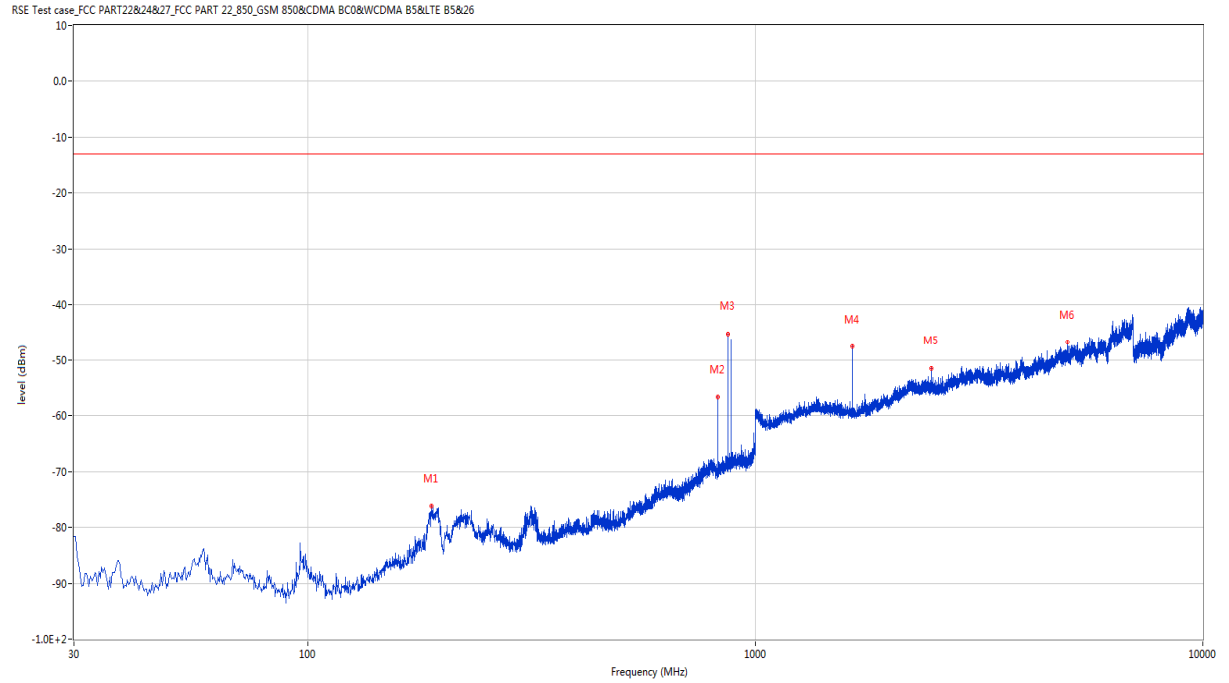
RSE Test case_FCC PART22&24&27 FCC PART 24_1900_GSM 1900&WCDMA B2&CDMA BC1<E B2&25



Frequency (MHz)	Result (dBm)	Factor (dB)	PK Limit (dBm)	Over Limit (dB)	Table (o)	ANT	EUT	Verdict
314.453	-60.58	-12.29	-13.0	-47.58	189.00	Horizontal	Vertical	Pass
1910.500	-47.97	-3.57	-13.0	-34.97	327.00	Horizontal	Vertical	N/A
1983.500	-51.60	-3.56	-13.0	-38.60	285.00	Horizontal	Vertical	N/A
5156.000	-46.65	7.72	-13.0	-33.65	170.00	Horizontal	Vertical	Pass
9291.375	-40.15	17.51	-13.0	-27.15	22.00	Horizontal	Vertical	Pass
17100.000	-36.08	19.46	-13.0	-23.08	181.00	Horizontal	Vertical	Pass

EGPRS
 3 EGPRS 850
 3.1 EGPRS 850 Low Channel

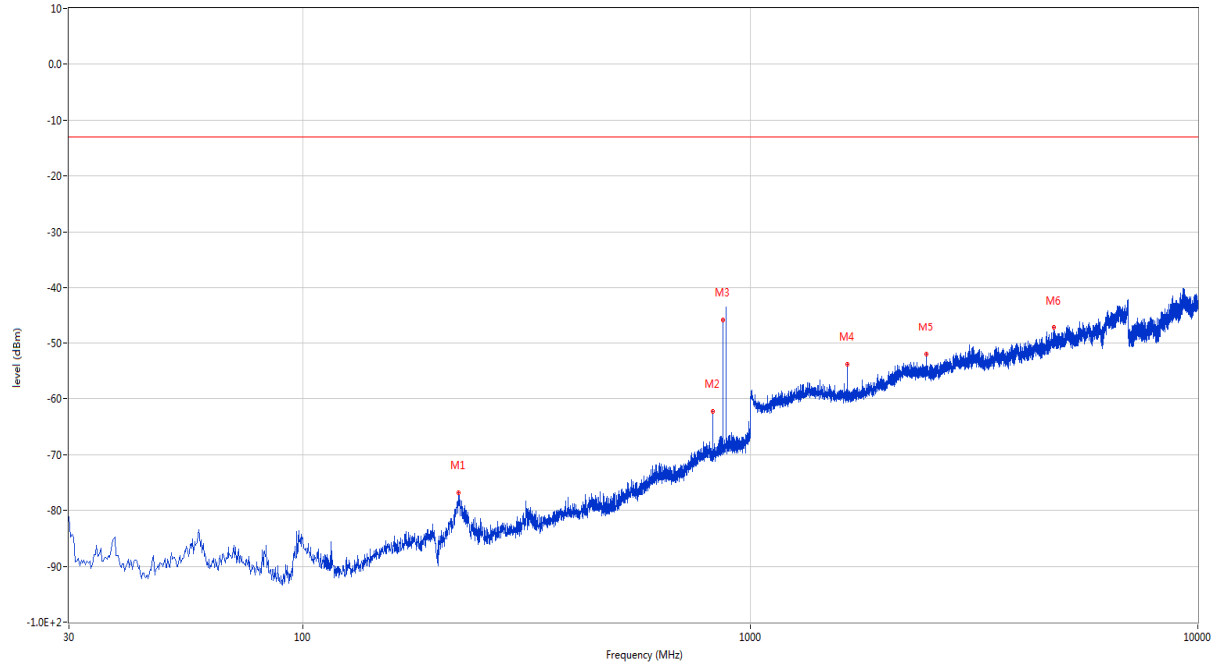
RSE-H&H EGPRS 850 CH128



Frequency (MHz)	Result (dBm)	Factor (dB)	PK Limit (dBm)	Over Limit (dB)	Table (o)	ANT	EUT	Verdict
188.595	-76.16	-16.40	-13.0	-63.16	235.00	Horizontal	Horizontal	Pass
824.188	-56.71	1.97	-13.0	-43.71	304.00	Horizontal	Horizontal	N/A
869.050	-45.19	2.52	-13.0	-32.19	185.00	Horizontal	Horizontal	N/A
1649.000	-47.59	-5.73	-13.0	-34.59	130.00	Horizontal	Horizontal	Pass
2473.000	-51.46	-0.64	-13.0	-38.46	118.00	Horizontal	Horizontal	Pass
4974.000	-46.81	7.62	-13.0	-33.81	77.00	Horizontal	Horizontal	Pass

RSE-H&V EGPRS 850 CH128

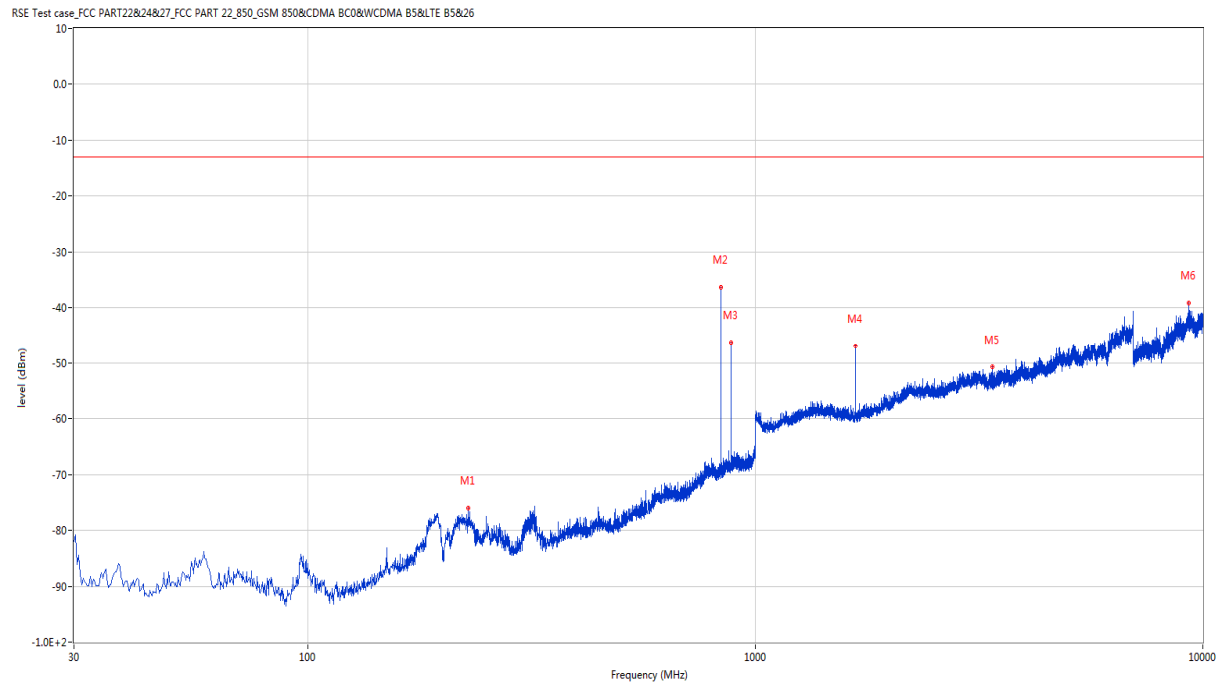
RSE Test case_FCC PART22&24&27_FCC PART 22_850_GSM 850&CDMA BC0&WCDMA B5<E B5&26



Frequency (MHz)	Result (dBm)	Factor (dB)	PK Limit (dBm)	Over Limit (dB)	Table (o)	ANT	EUT	Verdict
222.545	-76.88	-16.46	-13.0	-63.88	279.00	Horizontal	Vertical	Pass
824.188	-62.31	1.97	-13.0	-49.31	-1.00	Horizontal	Vertical	N/A
869.292	-45.79	2.53	-13.0	-32.79	346.00	Horizontal	Vertical	N/A
1649.000	-53.83	-5.73	-13.0	-40.83	313.00	Horizontal	Vertical	Pass
2477.000	-52.01	-0.19	-13.0	-39.01	123.00	Horizontal	Vertical	Pass
4776.000	-47.25	8.13	-13.0	-34.25	89.00	Horizontal	Vertical	Pass

3.2 EGPRS 850 Middle Channel

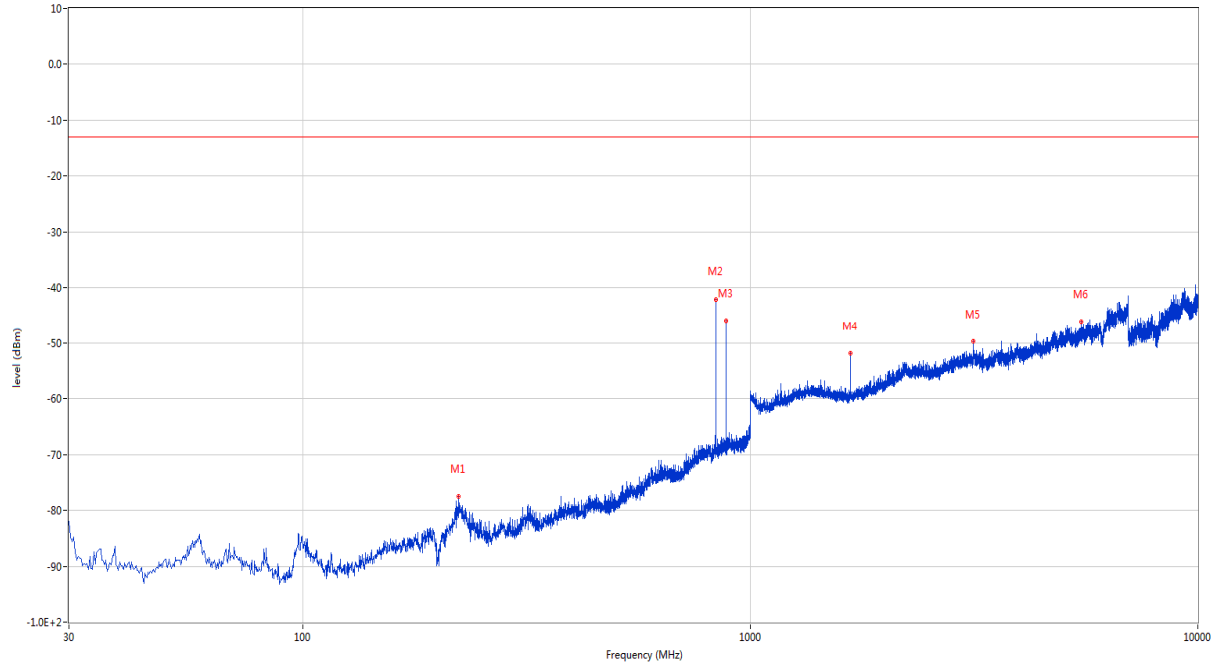
RSE-H&H EGPRS 850 CH190



Frequency (MHz)	Result (dBm)	Factor (dB)	PK Limit (dBm)	Over Limit (dB)	Table (o)	ANT	EUT	Verdict
227.880	-76.04	-16.16	-13.0	-63.04	21.00	Horizontal	Horizontal	Pass
836.555	-36.36	2.31	-13.0	-23.36	121.00	Horizontal	Horizontal	N/A
881.660	-46.24	2.88	-13.0	-33.24	190.00	Horizontal	Horizontal	N/A
1673.500	-46.90	-5.54	-13.0	-33.90	313.00	Horizontal	Horizontal	Pass
3392.000	-50.69	3.97	-13.0	-37.69	265.00	Horizontal	Horizontal	Pass
9289.750	-39.20	17.48	-13.0	-26.20	361.00	Horizontal	Horizontal	Pass

RSE-H&V EGPRS 850 CH190

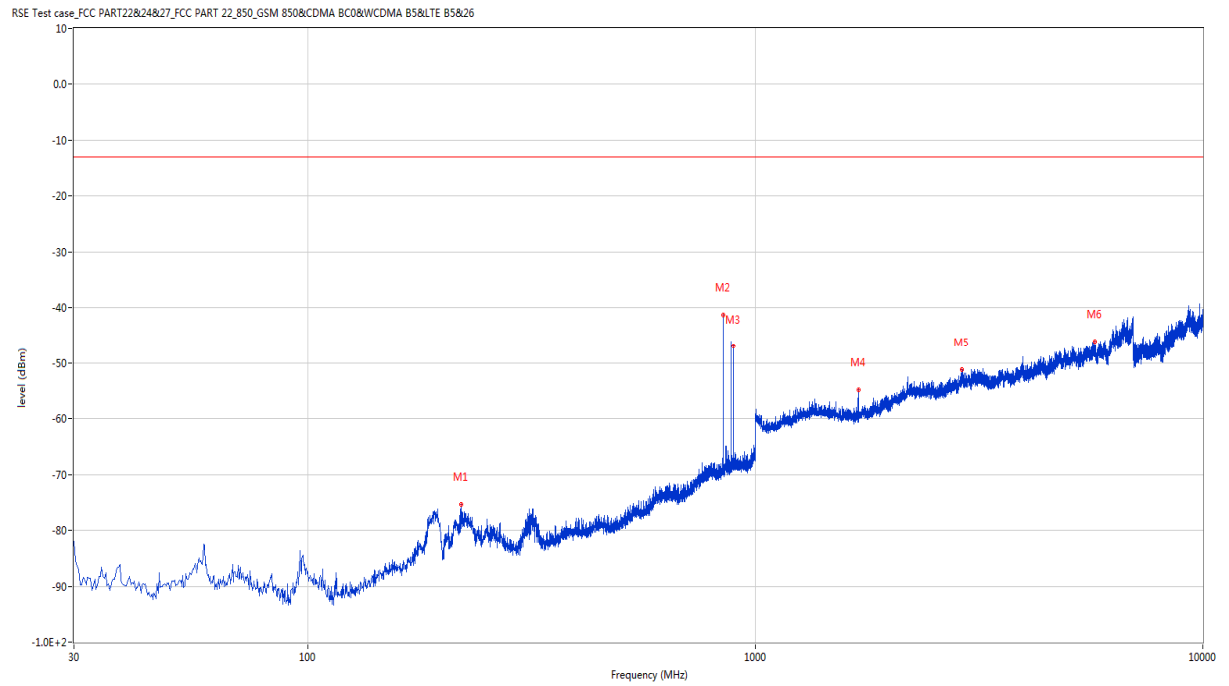
RSE Test case_FCC PART22&24&27 FCC PART 22_850_GSM 850&CDMA BC0&WCDMA B5<E B5&26



Frequency (MHz)	Result (dBm)	Factor (dB)	PK Limit (dBm)	Over Limit (dB)	Table (o)	ANT	EUT	Verdict
222.545	-77.51	-16.46	-13.0	-64.51	279.00	Horizontal	Vertical	Pass
836.555	-42.06	2.31	-13.0	-29.06	20.00	Horizontal	Vertical	N/A
881.660	-45.87	2.88	-13.0	-32.87	-1.00	Horizontal	Vertical	N/A
1674.000	-51.84	-5.51	-13.0	-38.84	312.00	Horizontal	Vertical	Pass
3148.000	-49.77	3.22	-13.0	-36.77	193.00	Horizontal	Vertical	Pass
5484.000	-46.06	8.25	-13.0	-33.06	90.00	Horizontal	Vertical	Pass

3.3 EGPRS 850 High Channel

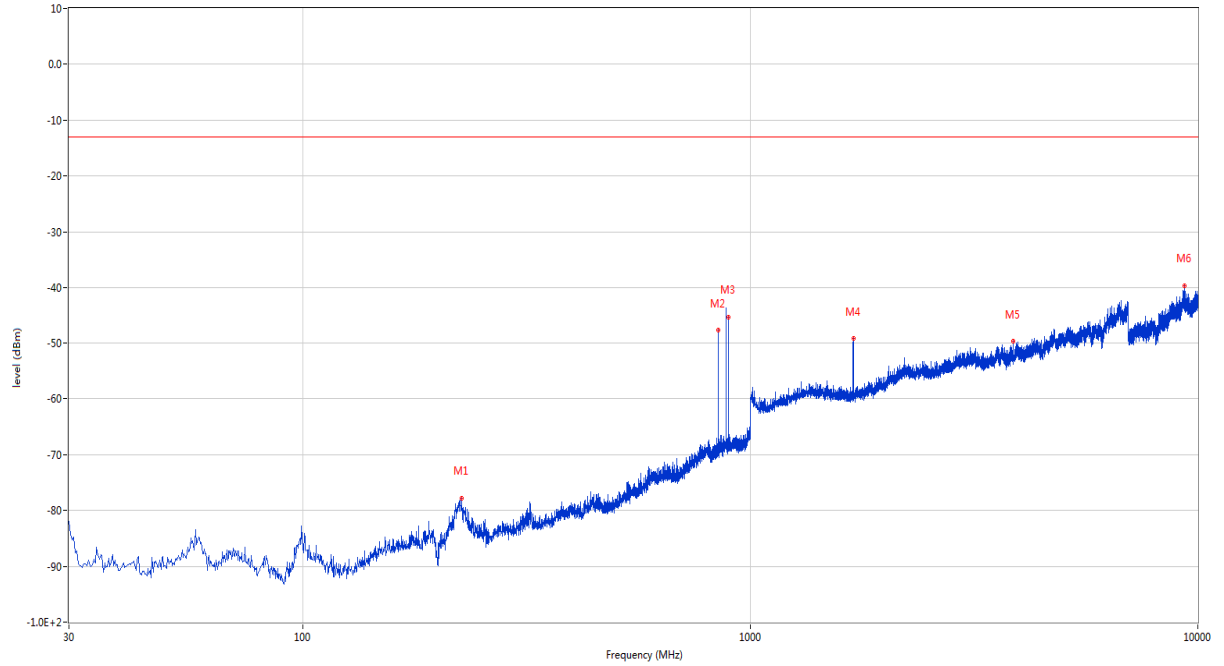
RSE-H&H EGPRS 850 CH251



Frequency (MHz)	Result (dBm)	Factor (dB)	PK Limit (dBm)	Over Limit (dB)	Table (o)	ANT	EUT	Verdict
220.362	-75.40	-16.71	-13.0	-62.40	39.00	Horizontal	Horizontal	Pass
848.922	-41.25	2.51	-13.0	-28.25	39.00	Horizontal	Horizontal	N/A
893.785	-46.83	3.24	-13.0	-33.83	173.00	Horizontal	Horizontal	N/A
1698.000	-54.82	-5.45	-13.0	-41.82	0.00	Horizontal	Horizontal	Pass
2899.500	-51.18	3.42	-13.0	-38.18	10.00	Horizontal	Horizontal	Pass
5732.000	-46.06	8.31	-13.0	-33.06	48.00	Horizontal	Horizontal	Pass

RSE-H&V EGPRS 850 CH251

RSE Test case_FCC PART22&24&27_FCC PART 22_850_GSM 850&CDMA BC0&WCDMA B5<E B5&26



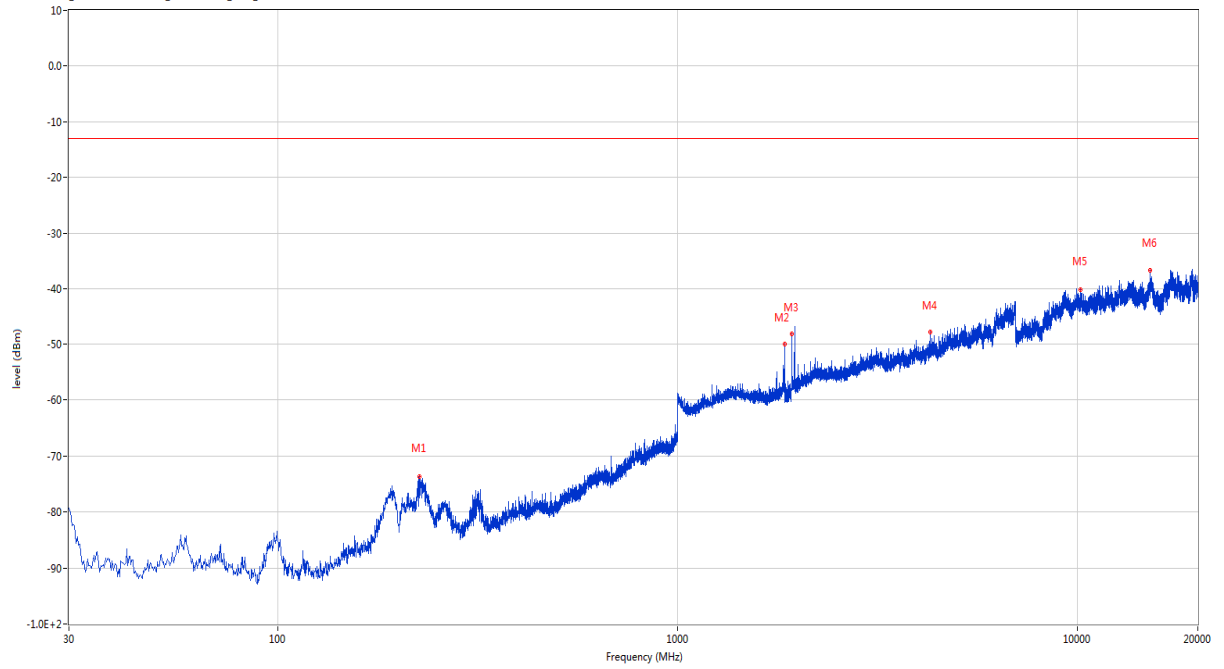
Frequency (MHz)	Result (dBm)	Factor (dB)	PK Limit (dBm)	Over Limit (dB)	Table (o)	ANT	EUT	Verdict
226.667	-77.80	-16.22	-13.0	-64.80	245.00	Horizontal	Vertical	Pass
848.922	-47.73	2.51	-13.0	-34.73	33.00	Horizontal	Vertical	N/A
893.785	-45.18	3.24	-13.0	-32.18	310.00	Horizontal	Vertical	N/A
1698.000	-49.24	-5.45	-13.0	-36.24	307.00	Horizontal	Vertical	Pass
3860.000	-49.70	4.95	-13.0	-36.70	75.00	Horizontal	Vertical	Pass
9347.500	-39.60	17.12	-13.0	-26.60	228.00	Horizontal	Vertical	Pass

4 EGPRS 1900

4.1 EGPRS 1900 Low Channel

RSE-H&H EGPRS 1900 CH512

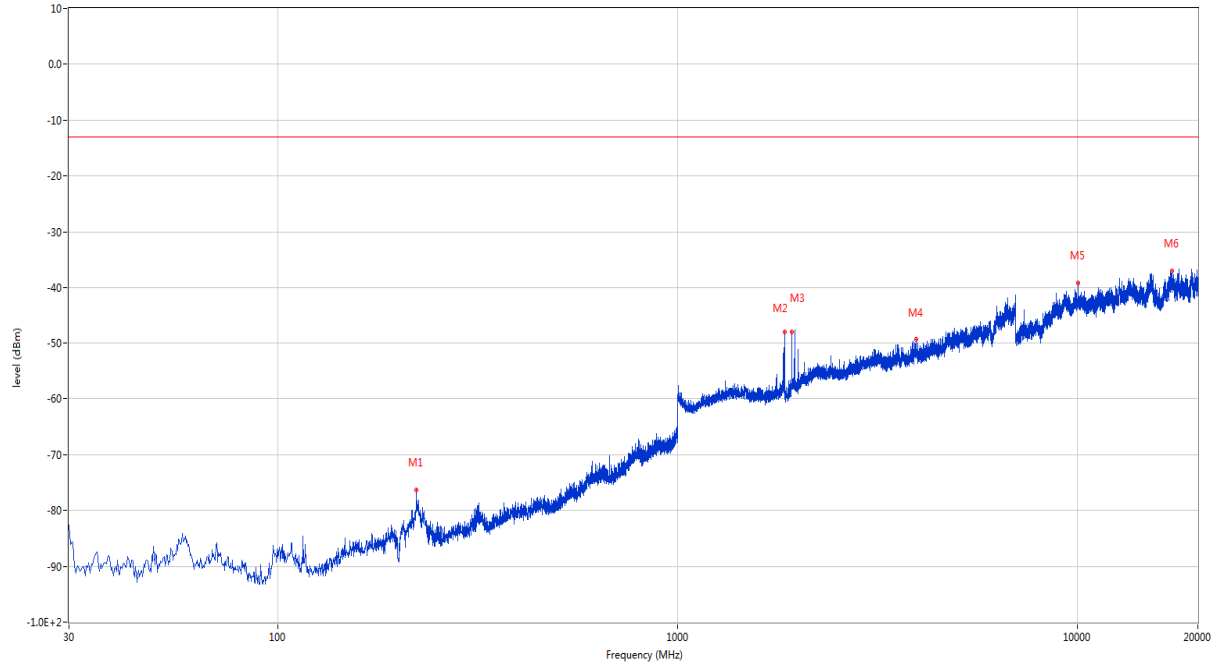
RSE Test case_FCC PART228;24&27_FCC PART 24_1900_GSM 1900&WCDMA B2&CDMA BC1<E B2&25



Frequency (MHz)	Result (dBm)	Factor (dB)	PK Limit (dBm)	Over Limit (dB)	Table (o)	ANT	EUT	Verdict
225.455	-73.65	-16.46	-13.0	-60.65	-3.00	Horizontal	Horizontal	Pass
1850.500	-49.98	-3.64	-13.0	-36.98	114.00	Horizontal	Horizontal	N/A
1930.500	-48.19	-3.13	-13.0	-35.19	147.00	Horizontal	Horizontal	N/A
4286.000	-47.95	6.03	-13.0	-34.95	43.00	Horizontal	Horizontal	Pass
10166.813	-40.07	17.38	-13.0	-27.07	276.00	Horizontal	Horizontal	Pass
15220.437	-36.71	18.09	-13.0	-23.71	244.00	Horizontal	Horizontal	Pass

RSE-H&V EGPRS 1900 CH512

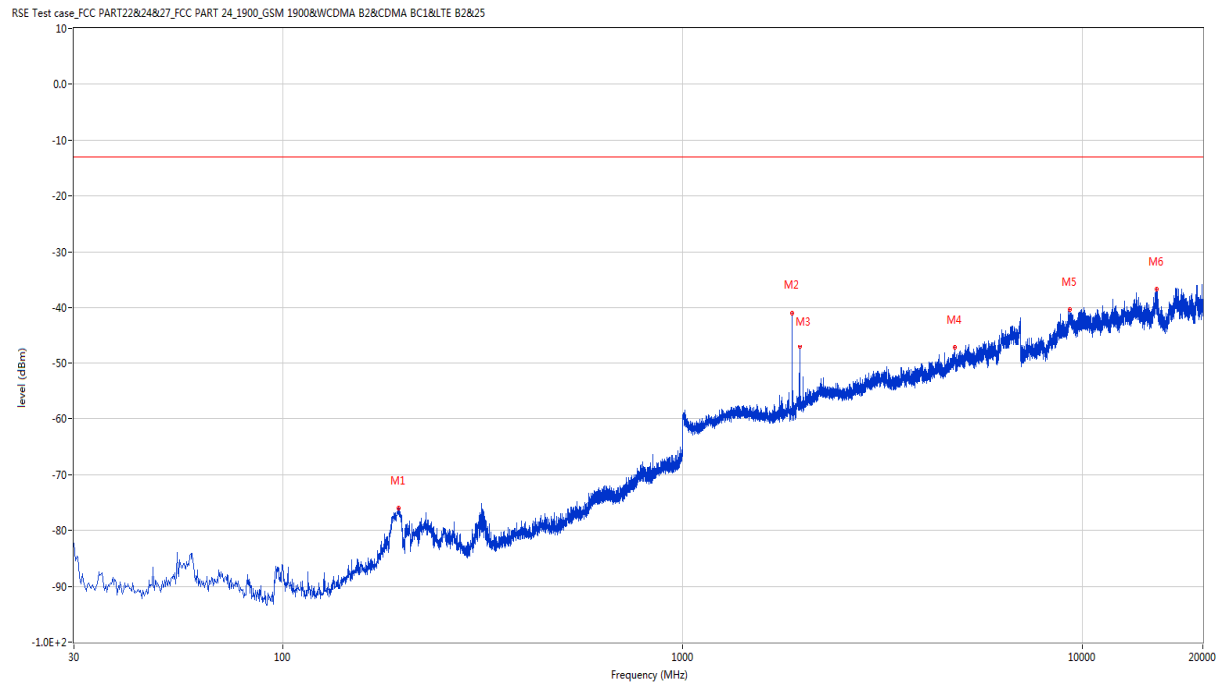
RSE Test case FCC PART22&24&27 FCC PART 24_1900_GSM 1900&WCDMA B2&CDMA BC1<E B2&25



Frequency (MHz)	Result (dBm)	Factor (dB)	PK Limit (dBm)	Over Limit (dB)	Table (o)	ANT	EUT	Verdict
222.303	-76.38	-16.48	-13.0	-63.38	295.00	Horizontal	Vertical	Pass
1851.000	-48.03	-3.64	-13.0	-35.03	162.00	Horizontal	Vertical	N/A
1930.500	-48.04	-3.13	-13.0	-35.04	317.00	Horizontal	Vertical	N/A
3951.000	-49.42	6.44	-13.0	-36.42	282.00	Horizontal	Vertical	Pass
10034.562	-39.17	17.24	-13.0	-26.17	188.00	Horizontal	Vertical	Pass
17197.875	-36.98	18.54	-13.0	-23.98	287.00	Horizontal	Vertical	Pass

4.2 EGPRS 1900 Middle Channel

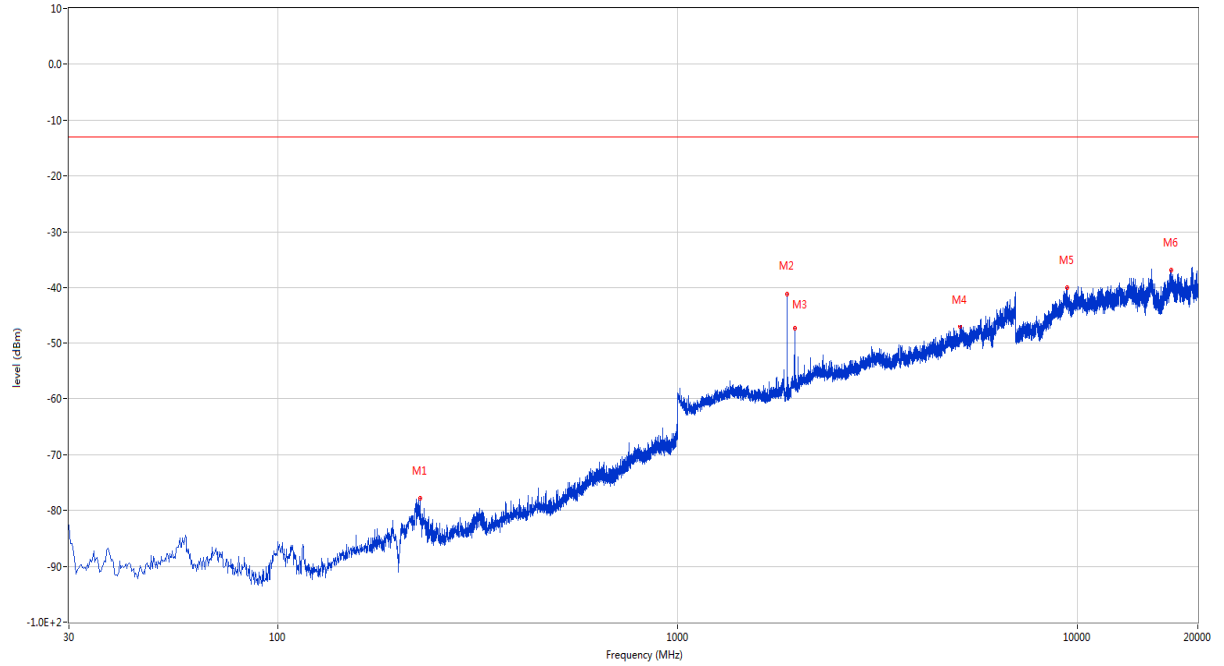
RSE-H&H EGPRS 1900 CH661



Frequency (MHz)	Result (dBm)	Factor (dB)	PK Limit (dBm)	Over Limit (dB)	Table (o)	ANT	EUT	Verdict
194.900	-76.02	-16.92	-13.0	-63.02	222.00	Horizontal	Horizontal	Pass
1880.500	-40.87	-3.73	-13.0	-27.87	39.00	Horizontal	Horizontal	N/A
1960.500	-47.01	-3.56	-13.0	-34.01	291.00	Horizontal	Horizontal	N/A
4783.000	-47.18	8.19	-13.0	-34.18	103.00	Horizontal	Horizontal	Pass
9311.500	-40.34	17.70	-13.0	-27.34	228.00	Horizontal	Horizontal	Pass
15300.187	-36.71	17.84	-13.0	-23.71	242.00	Horizontal	Horizontal	Pass

RSE-H&V EGPRS 1900 CH661

RSE Test case FCC PART22&24&27 FCC PART 24_1900_GSM 1900&WCDMA B2&CDMA BC1<E B2&25

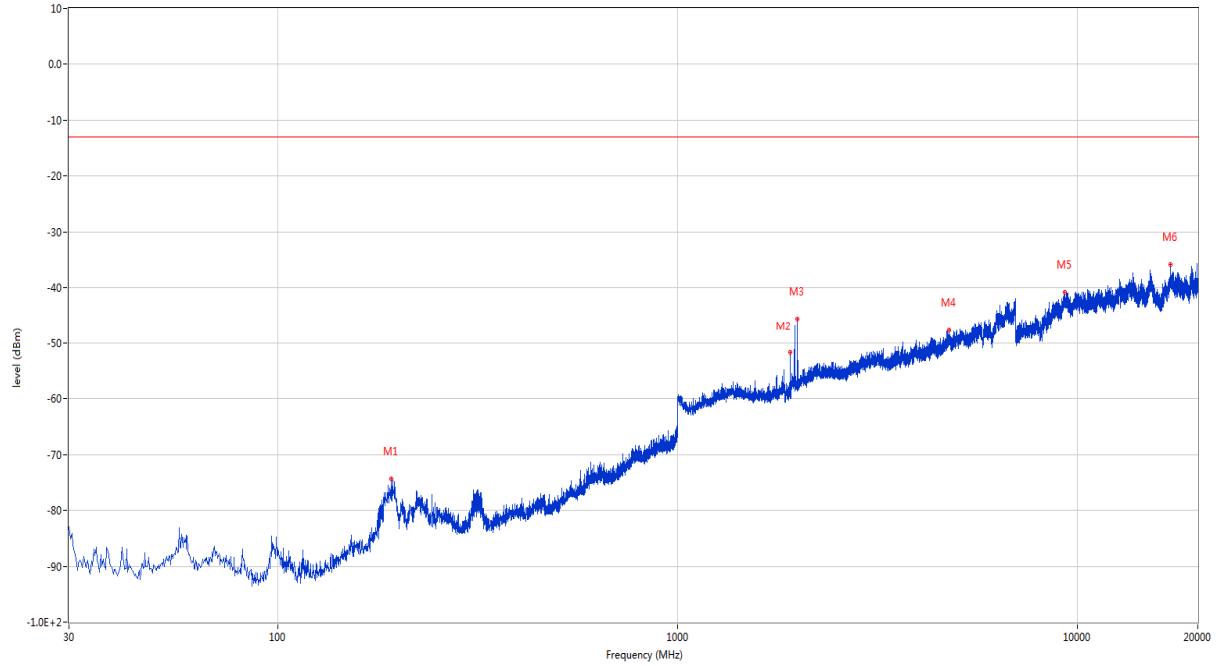


Frequency (MHz)	Result (dBm)	Factor (dB)	PK Limit (dBm)	Over Limit (dB)	Table (o)	ANT	EUT	Verdict
226.667	-77.90	-16.32	-13.0	-64.90	258.00	Horizontal	Vertical	Pass
1880.500	-41.06	-3.73	-13.0	-28.06	174.00	Horizontal	Vertical	N/A
1960.500	-47.37	-3.56	-13.0	-34.37	152.00	Horizontal	Vertical	N/A
5087.000	-47.10	8.04	-13.0	-34.10	276.00	Horizontal	Vertical	Pass
9404.937	-39.96	17.27	-13.0	-26.96	361.00	Horizontal	Vertical	Pass
17187.000	-36.89	18.49	-13.0	-23.89	311.00	Horizontal	Vertical	Pass

4.3 EGPRS 1900 High Channel

RSE-H&H EGPRS 1900 CH810

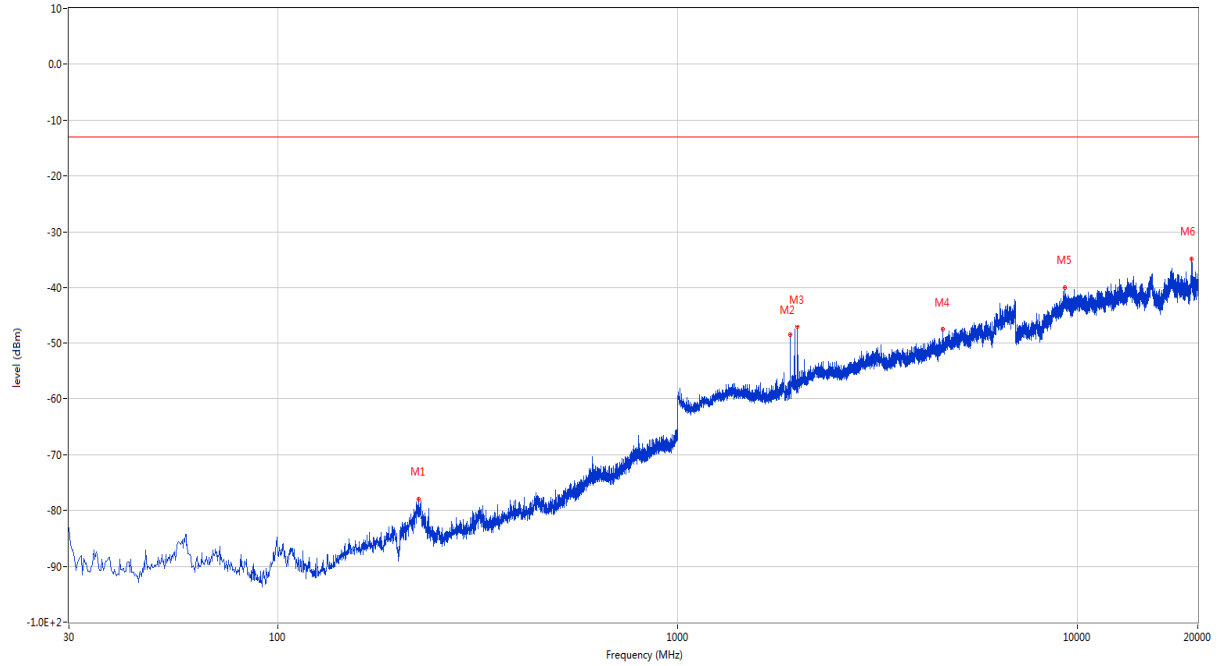
RSE Test case_FCC PART22&24&27_FCC PART 24_1900_GSM 1900&WCDMA B2&CDMA BC1<E B2&25



Frequency (MHz)	Result (dBm)	Factor (dB)	PK Limit (dBm)	Over Limit (dB)	Table (o)	ANT	EUT	Verdict
191.990	-74.42	-16.83	-13.0	-61.42	225.00	Horizontal	Horizontal	Pass
1910.000	-51.78	-3.58	-13.0	-38.78	107.00	Horizontal	Horizontal	N/A
1990.500	-45.66	-3.85	-13.0	-32.66	145.00	Horizontal	Horizontal	N/A
4772.000	-47.66	8.18	-13.0	-34.66	121.00	Horizontal	Horizontal	Pass
9300.000	-40.78	17.71	-13.0	-27.78	280.00	Horizontal	Horizontal	Pass
17109.063	-35.89	19.27	-13.0	-22.89	140.00	Horizontal	Horizontal	Pass

RSE-H&V EGPRS 1900 CH810

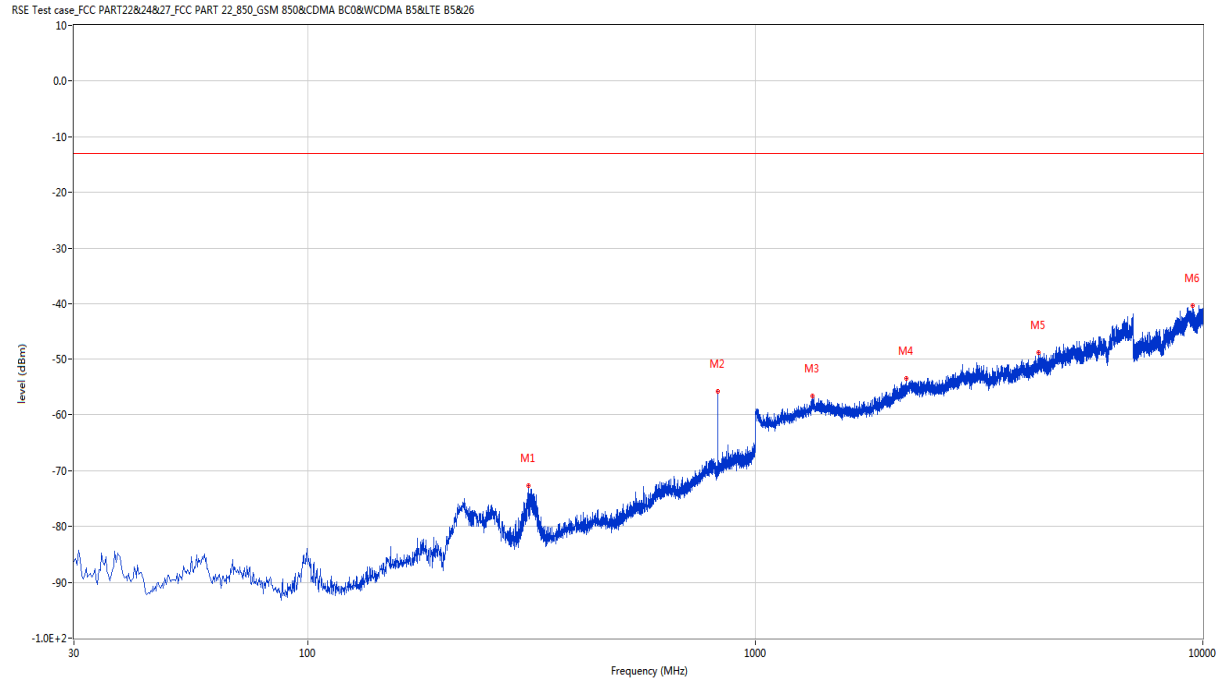
RSE Test case_FCC PART22&24&27_FCC PART 24_1900_GSM 1900&WCDMA B2&CDMA BC1<E B2&25



Frequency (MHz)	Result (dBm)	Factor (dB)	PK Limit (dBm)	Over Limit (dB)	Table (o)	ANT	EUT	Verdict
224.727	-77.97	-16.43	-13.0	-64.97	308.00	Horizontal	Vertical	Pass
1910.500	-48.63	-3.57	-13.0	-35.63	153.00	Horizontal	Vertical	N/A
1990.500	-47.04	-3.85	-13.0	-34.04	131.00	Horizontal	Vertical	N/A
4613.000	-47.61	6.03	-13.0	-34.61	356.00	Horizontal	Vertical	Pass
9295.688	-39.96	17.61	-13.0	-26.96	65.00	Horizontal	Vertical	Pass
19334.812	-34.85	24.35	-13.0	-21.85	107.00	Horizontal	Vertical	Pass

CDMA
 5 CDMA BC0
 5.1 CDMA BC0 Low Channel

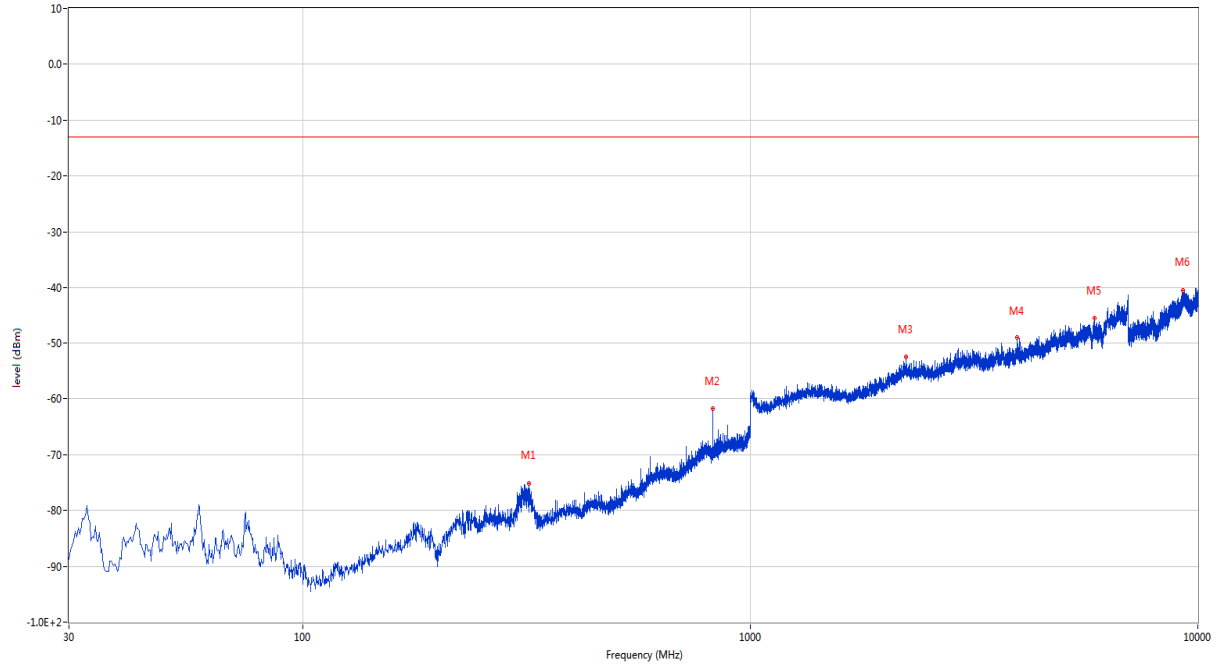
RSE-H&H CDMA BC0 CH1013



Frequency (MHz)	Result (dBm)	Factor (dB)	PK Limit (dBm)	Over Limit (dB)	Table (o)	ANT	EUT	Verdict
311.300	-72.70	-12.59	-13.0	-59.70	264.00	Horizontal	Horizontal	Pass
825.157	-55.79	2.00	-13.0	-42.79	53.00	Horizontal	Horizontal	N/A
1344.000	-56.72	-4.33	-13.0	-43.72	221.00	Horizontal	Horizontal	Pass
2172.000	-53.50	-1.31	-13.0	-40.50	363.00	Horizontal	Horizontal	Pass
4302.000	-48.82	5.97	-13.0	-35.82	120.00	Horizontal	Horizontal	Pass
9487.000	-40.32	17.21	-13.0	-27.32	206.00	Horizontal	Horizontal	Pass

RSE-V&H CDMA BC0 CH1013

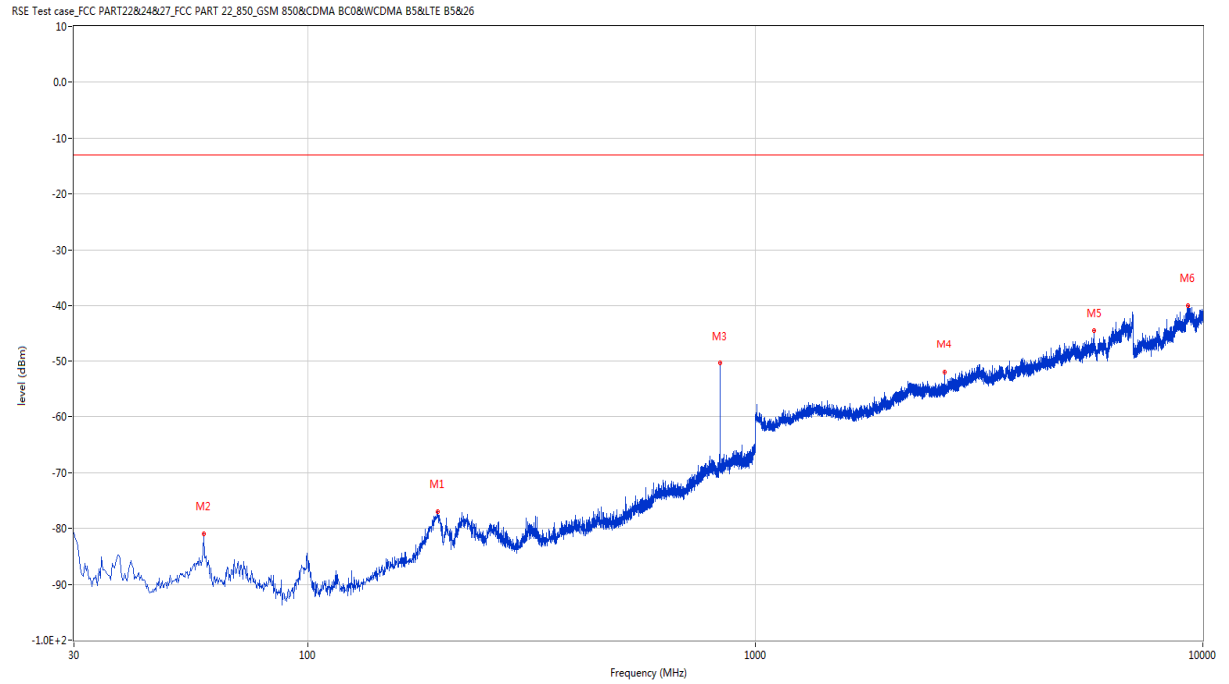
RSE Test case_FCC PART22&24&27_FCC PART 22_850_GSM 850&CDMA BC0&WCDMA B5<E B5&26



Frequency (MHz)	Result (dBm)	Factor (dB)	PK Limit (dBm)	Over Limit (dB)	Table (o)	ANT	EUT	Verdict
320.272	-75.11	-12.05	-13.0	-62.11	355.00	Vertical	Horizontal	Pass
825.157	-61.82	2.00	-13.0	-48.82	-1.00	Vertical	Horizontal	N/A
2226.500	-52.54	-0.43	-13.0	-39.54	67.00	Vertical	Horizontal	Pass
3953.000	-49.03	6.53	-13.0	-36.03	-1.00	Vertical	Horizontal	Pass
5869.000	-45.41	8.73	-13.0	-32.41	182.00	Vertical	Horizontal	Pass
9253.000	-40.42	17.13	-13.0	-27.42	361.00	Vertical	Horizontal	Pass

5.2 CDMA BC0 Middle Channel

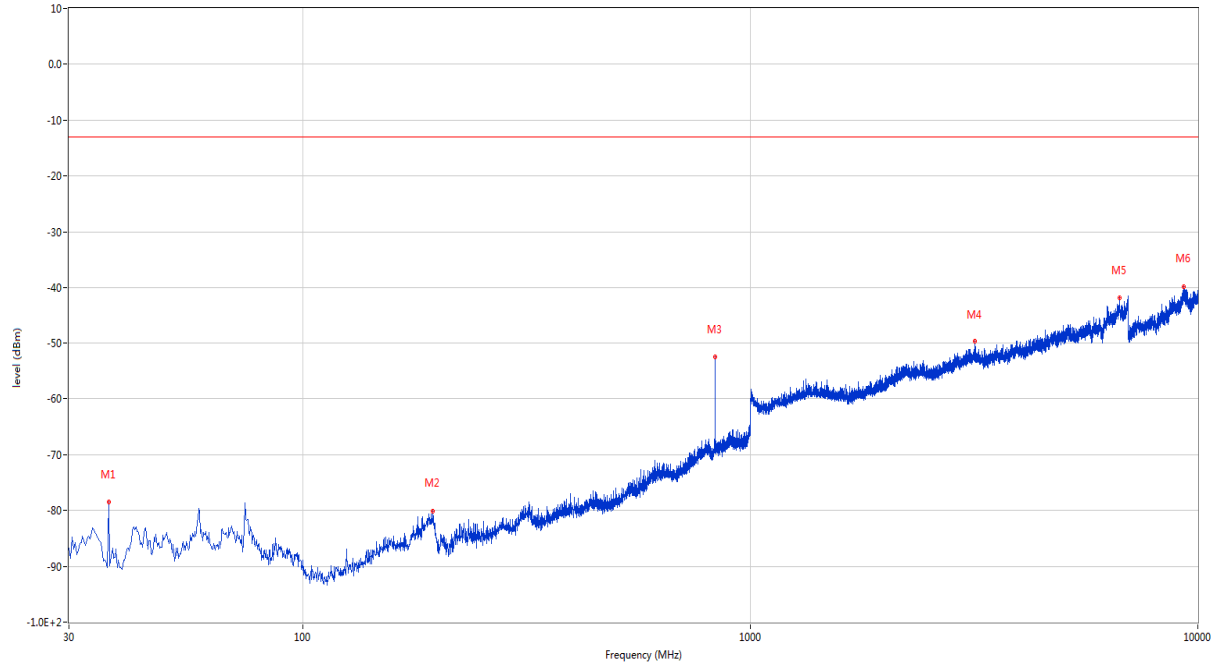
RSE-H&H CDMA BC0 CH384



Frequency (MHz)	Result (dBm)	Factor (dB)	PK Limit (dBm)	Over Limit (dB)	Table (o)	ANT	EUT	Verdict
195.385	-76.95	-17.10	-13.0	-63.95	213.00	Horizontal	Horizontal	Pass
58.615	-81.04	-15.68	-13.0	-68.04	328.00	Horizontal	Horizontal	Pass
832.918	-50.37	2.21	-13.0	-37.37	55.00	Horizontal	Horizontal	N/A
2653.500	-52.10	0.10	-13.0	-39.10	247.00	Horizontal	Horizontal	Pass
5712.000	-44.46	8.47	-13.0	-31.46	211.00	Horizontal	Horizontal	Pass
9265.500	-40.03	17.16	-13.0	-27.03	137.00	Horizontal	Horizontal	Pass

RSE-V&H CDMA BC0 CH384

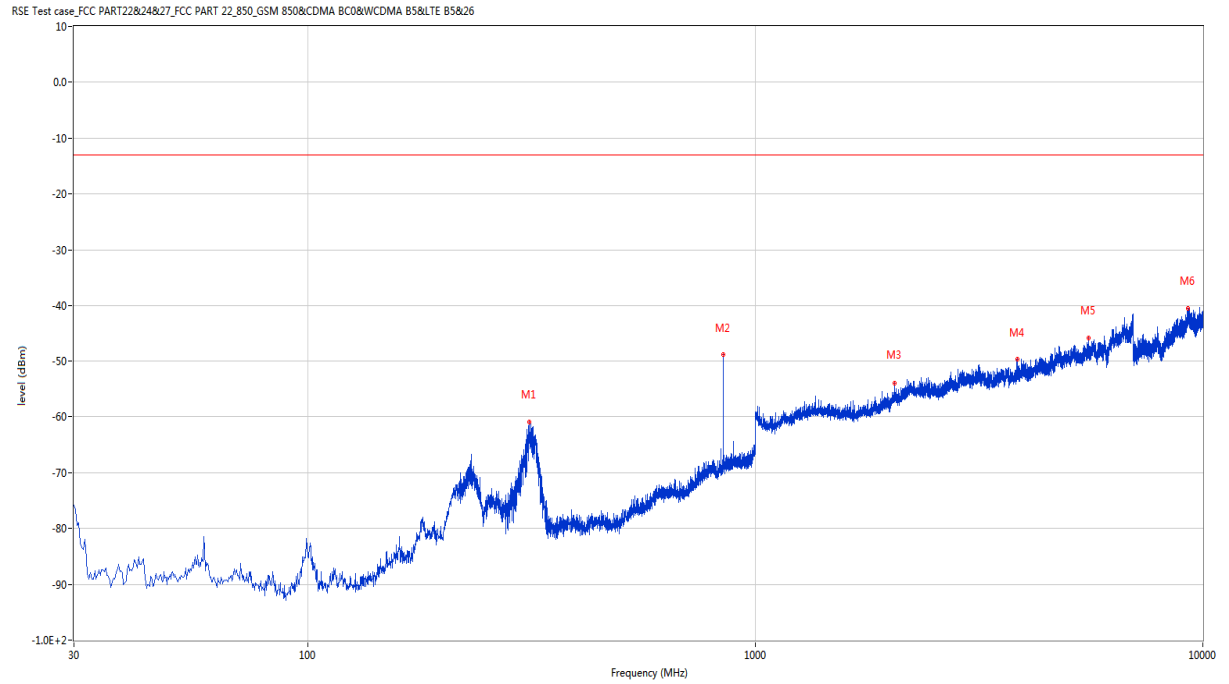
RSE Test case_FCC PART22&24&27_FCC PART 22_850_GSM 850&CDMA BC0&WCDMA B5<E B5&26



Frequency (MHz)	Result (dBm)	Factor (dB)	PK Limit (dBm)	Over Limit (dB)	Table (o)	ANT	EUT	Verdict
36.790	-78.57	-19.61	-13.0	-65.57	360.00	Vertical	Horizontal	Pass
195.385	-80.09	-17.10	-13.0	-67.09	94.00	Vertical	Horizontal	Pass
832.918	-52.55	2.21	-13.0	-39.55	9.00	Vertical	Horizontal	N/A
3177.000	-49.74	3.67	-13.0	-36.74	281.00	Vertical	Horizontal	Pass
6677.000	-41.84	11.98	-13.0	-28.84	277.00	Vertical	Horizontal	Pass
9305.750	-39.74	17.70	-13.0	-26.74	116.00	Vertical	Horizontal	Pass

5.3 CDMA BC0 High Channel

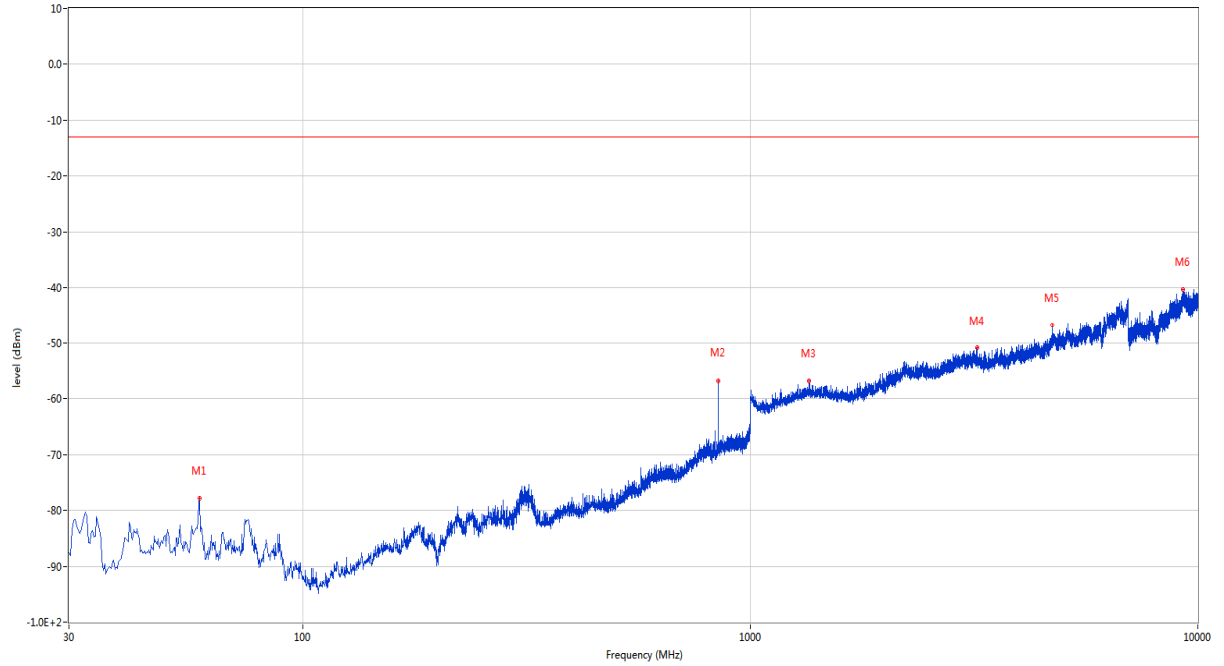
RSE-H&H CDMA BC0 CH777



Frequency (MHz)	Result (dBm)	Factor (dB)	PK Limit (dBm)	Over Limit (dB)	Table (o)	ANT	EUT	Verdict
311.785	-61.00	-12.53	-13.0	-48.00	262.00	Horizontal	Horizontal	Pass
848.680	-48.92	2.51	-13.0	-35.92	38.00	Horizontal	Horizontal	N/A
2047.000	-53.96	-2.46	-13.0	-40.96	361.00	Horizontal	Horizontal	Pass
3844.000	-49.70	5.87	-13.0	-36.70	321.00	Horizontal	Horizontal	Pass
5557.000	-45.80	8.38	-13.0	-32.80	-1.00	Horizontal	Horizontal	Pass
9259.000	-40.47	17.13	-13.0	-27.47	172.00	Horizontal	Horizontal	Pass

RSE-V&H CDMA BC0 CH777

RSE Test case_FCC PART22&24&27_FCC PART 22_850_GSM 850&CDMA BC0&WCDMA B5<E B5&26

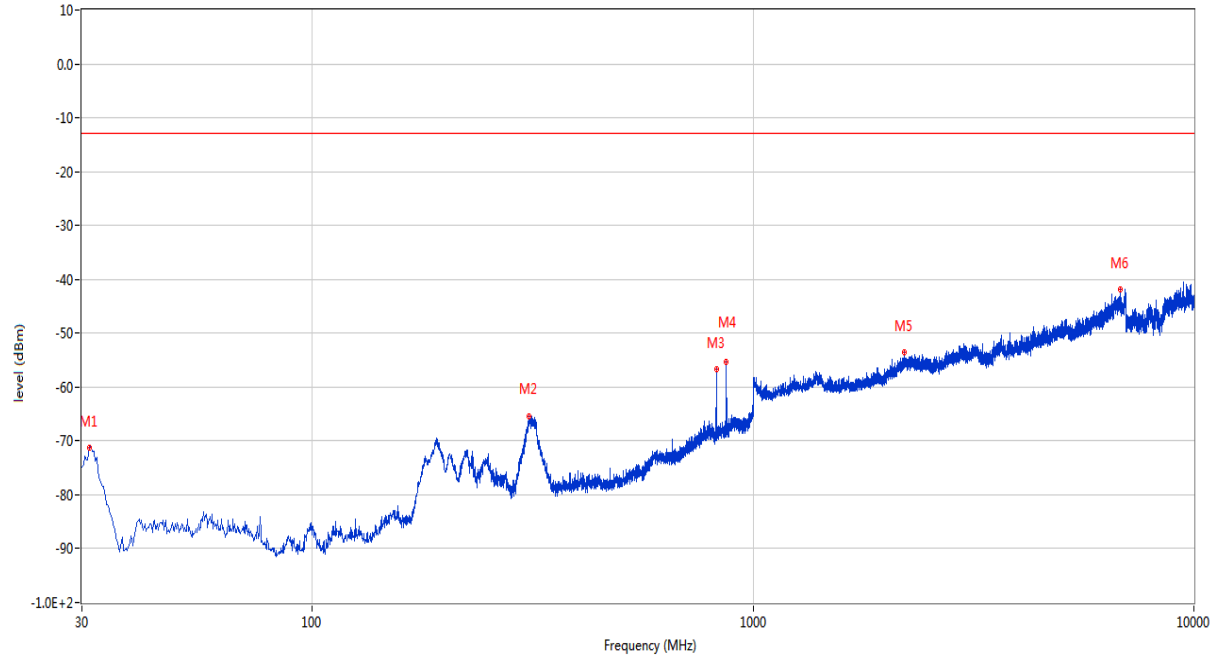


Frequency (MHz)	Result (dBm)	Factor (dB)	PK Limit (dBm)	Over Limit (dB)	Table (o)	ANT	EUT	Verdict
58.858	-77.88	-15.93	-13.0	-64.88	161.00	Vertical	Horizontal	Pass
848.680	-56.77	2.51	-13.0	-43.77	223.00	Vertical	Horizontal	N/A
1351.000	-56.90	-4.35	-13.0	-43.90	104.00	Vertical	Horizontal	Pass
3217.000	-50.91	4.48	-13.0	-37.91	321.00	Vertical	Horizontal	Pass
4732.000	-46.72	7.11	-13.0	-33.72	-1.00	Vertical	Horizontal	Pass
9265.000	-40.30	17.16	-13.0	-27.30	212.00	Vertical	Horizontal	Pass

EVDO
 6 EVDO BC0
 6.1 EVDO BC0 Low Channel

RSE-H&H EVDO BC0 CH1013

RSE Test case_FCC PART22&24&27_FCC PART 22_850_GSM 850&CDMA BC0&WCDMA B5<E B5&26



Frequency (MHz)	Result (dBm)	Factor (dB)	PK Limit (dBm)	Over Limit (dB)	Table (o)	ANT	EUT	Verdict
30.727	-73.48	-19.44	-13.0	-60.48	161.00	Horizontal	Horizontal	Pass
310.573	-65.38	-12.08	-13.0	-52.38	103.00	Horizontal	Horizontal	Pass
825.157	-56.74	2.25	-13.0	-43.74	83.00	Horizontal	Horizontal	N/A
869.778	-55.38	2.38	-13.0	-42.38	281.00	Horizontal	Horizontal	N/A
2205.500	-53.61	-1.31	-13.0	-40.61	202.00	Horizontal	Horizontal	Pass
6796.000	-41.76	12.21	-13.0	-28.76	37.00	Horizontal	Horizontal	Pass

RSE-V&H EVDO BC0 CH1013

RSE Test case_FCC PART22&24&27_FCC PART 22_850_GSM 850&CDMA BC0&WCDMA B5<E B5&26

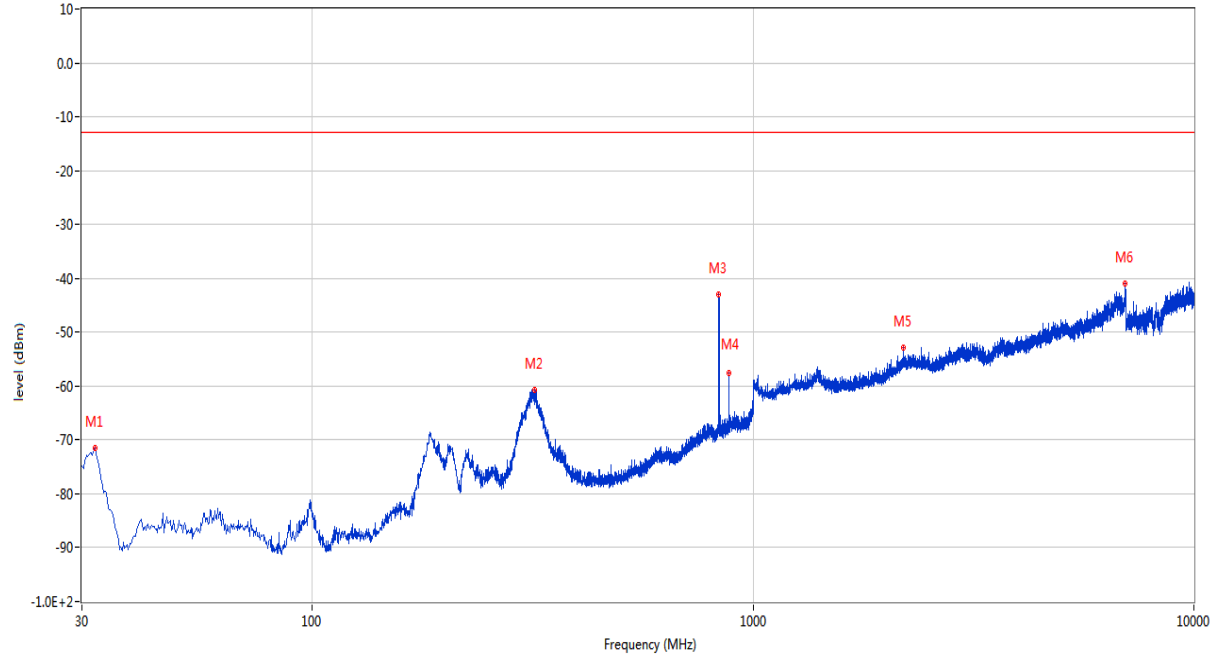


Frequency (MHz)	Result (dBm)	Factor (dB)	PK Limit (dBm)	Over Limit (dB)	Table (o)	ANT	EUT	Verdict
318.818	-67.18	-11.78	-13.0	-54.18	29.00	Vertical	Horizontal	Pass
825.157	-59.26	2.25	-13.0	-46.26	103.00	Vertical	Horizontal	N/A
870.020	-62.05	2.38	-13.0	-49.05	360.00	Vertical	Horizontal	N/A
1391.500	-56.38	-3.66	-13.0	-43.38	123.00	Vertical	Horizontal	Pass
3631.000	-50.62	3.49	-13.0	-37.62	136.00	Vertical	Horizontal	Pass
9664.750	-40.65	16.65	-13.0	-27.65	356.00	Vertical	Horizontal	Pass

6.2 EVDO BC0 Middle Channel

RSE-H&H EVDO BC0 CH384

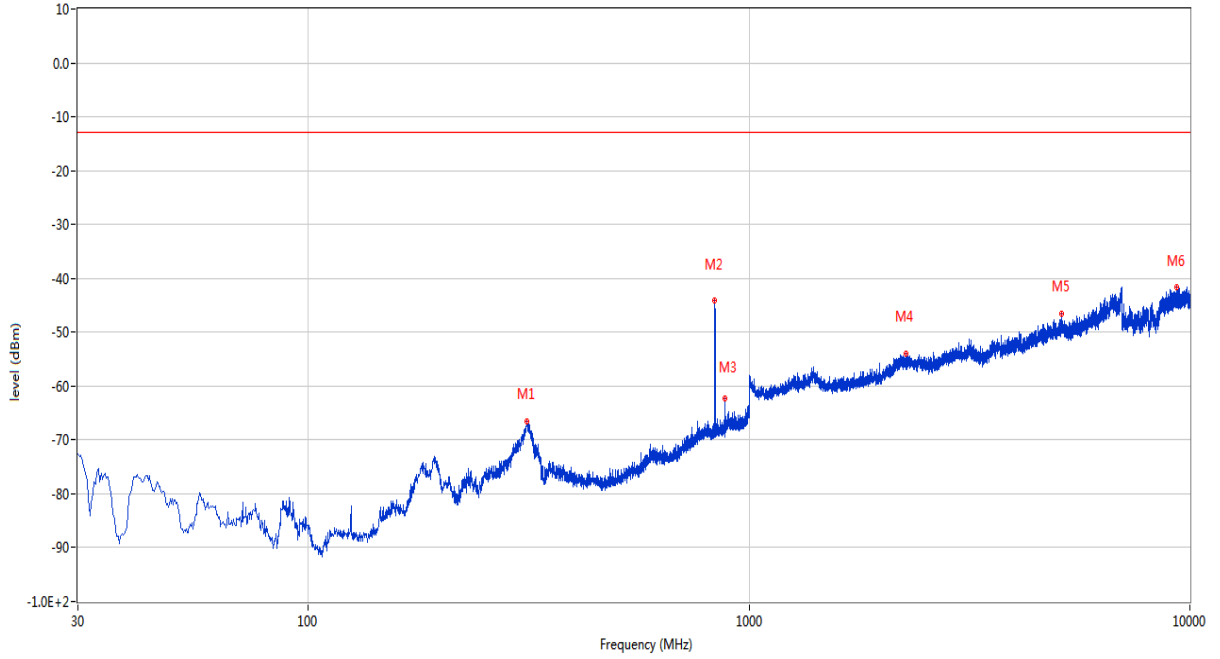
RSE Test case_FCC PART22&24&27_FCC PART 22_850_GSM 850&CDMA BC0&WCDMA B5<E B5&26



Frequency (MHz)	Result (dBm)	Factor (dB)	PK Limit (dBm)	Over Limit (dB)	Table (o)	ANT	EUT	Verdict
32.182	-71.60	-16.86	-13.0	-58.60	100.00	Horizontal	Horizontal	Pass
319.788	-60.67	-11.60	-13.0	-47.67	71.00	Horizontal	Horizontal	Pass
836.555	-42.99	2.59	-13.0	-29.99	339.00	Horizontal	Horizontal	N/A
881.175	-57.47	2.76	-13.0	-44.47	270.00	Horizontal	Horizontal	N/A
2191.500	-52.96	-1.95	-13.0	-39.96	224.00	Horizontal	Horizontal	Pass
6979.000	-41.02	13.92	-13.0	-28.02	300.00	Horizontal	Horizontal	Pass

RSE-V&H EVDO BC0 CH384

RSE Test case_FCC PART22&24&27_FCC PART 22_850_GSM 850&CDMA BC0&WCDMA B5<E B5&26

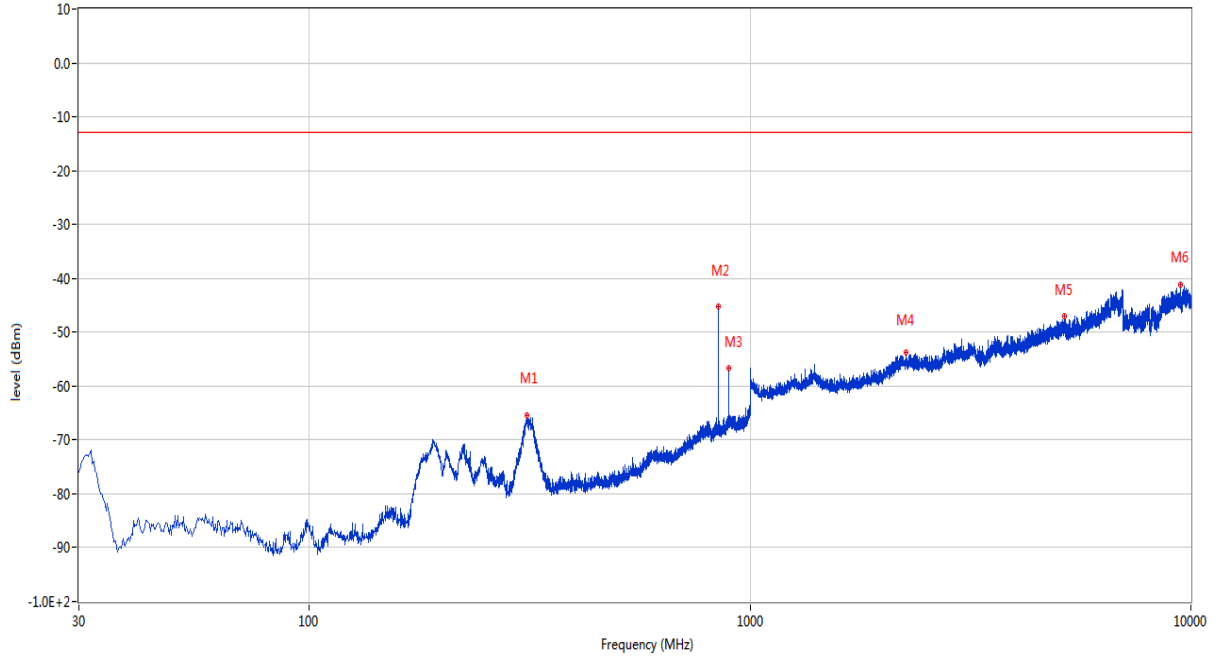


Frequency (MHz)	Result (dBm)	Factor (dB)	PK Limit (dBm)	Over Limit (dB)	Table (o)	ANT	EUT	Verdict
312.513	-66.49	-12.03	-13.0	-53.49	145.00	Vertical	Horizontal	Pass
836.555	-44.12	2.59	-13.0	-31.12	1.00	Vertical	Horizontal	N/A
881.417	-62.21	2.78	-13.0	-49.21	277.00	Vertical	Horizontal	N/A
2264.000	-53.96	-1.29	-13.0	-40.96	173.00	Vertical	Horizontal	Pass
5127.000	-46.50	7.91	-13.0	-33.50	264.00	Vertical	Horizontal	Pass
9327.250	-41.72	15.50	-13.0	-28.72	290.00	Vertical	Horizontal	Pass

6.3 EVDO BC0 High Channel

RSE-H&H EVDO BC0 CH777

RSE Test case_FCC PART22&24&27_FCC PART 22_850_GSM 850&CDMA BC0&WCDMA B5<E B5&26



Frequency (MHz)	Result (dBm)	Factor (dB)	PK Limit (dBm)	Over Limit (dB)	Table (o)	ANT	EUT	Verdict
311.785	-65.33	-12.05	-13.0	-52.33	96.00	Horizontal	Horizontal	Pass
848.922	-45.13	2.46	-13.0	-32.13	68.00	Horizontal	Horizontal	N/A
893.542	-56.75	3.54	-13.0	-43.75	292.00	Horizontal	Horizontal	N/A
2256.500	-53.73	-1.24	-13.0	-40.73	169.00	Horizontal	Horizontal	Pass
5161.000	-47.10	7.32	-13.0	-34.10	116.00	Horizontal	Horizontal	Pass
9458.500	-41.10	16.56	-13.0	-28.10	64.00	Horizontal	Horizontal	Pass

RSE-V&H EVDO BC0 CH777

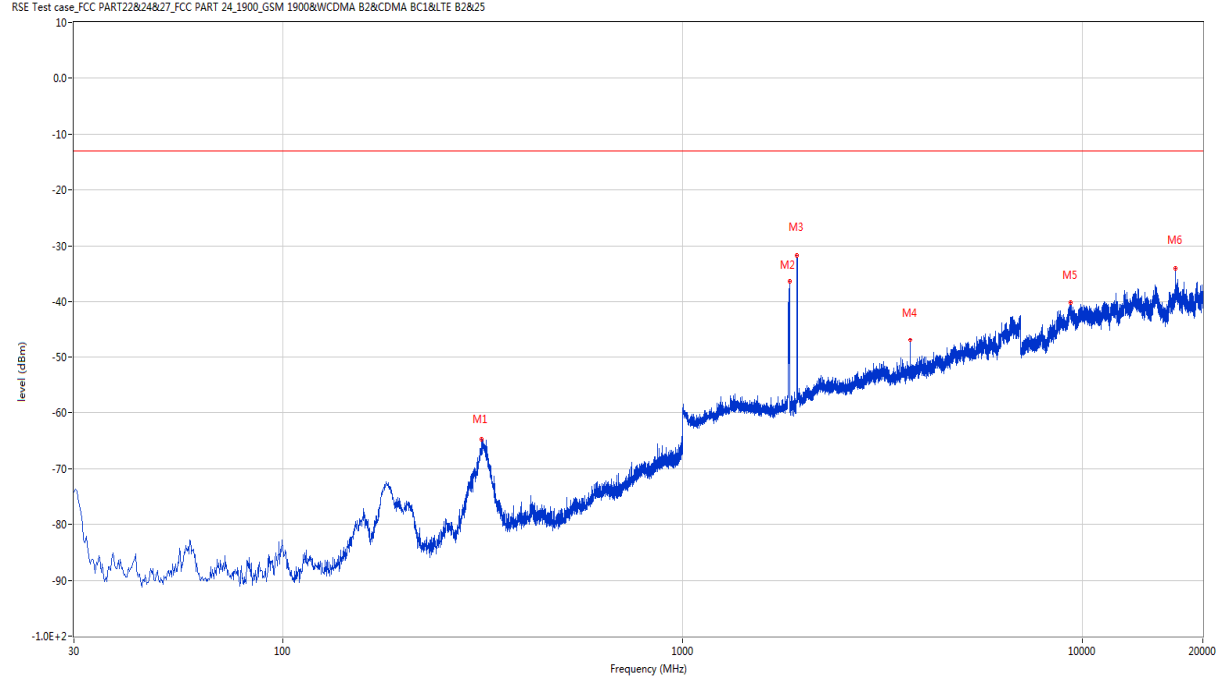
RSE Test case_FCC PART22&24&27_FCC PART 22_850_GSM 850&CDMA BC0&WCDMA B5<E B5&26



Frequency (MHz)	Result (dBm)	Factor (dB)	PK Limit (dBm)	Over Limit (dB)	Table (o)	ANT	EUT	Verdict
311.542	-66.66	-12.06	-13.0	-53.66	22.00	Vertical	Horizontal	Pass
848.922	-49.21	2.46	-13.0	-36.21	107.00	Vertical	Horizontal	N/A
893.785	-61.77	3.53	-13.0	-48.77	292.00	Vertical	Horizontal	N/A
2218.500	-53.67	-0.98	-13.0	-40.67	172.00	Vertical	Horizontal	Pass
4807.000	-46.83	7.18	-13.0	-33.83	254.00	Vertical	Horizontal	Pass
9448.750	-41.51	16.71	-13.0	-28.51	331.00	Vertical	Horizontal	Pass

WCDMA
 7 WCDMA Band 2
 7.1 WCDMA Band 2 Low Channel

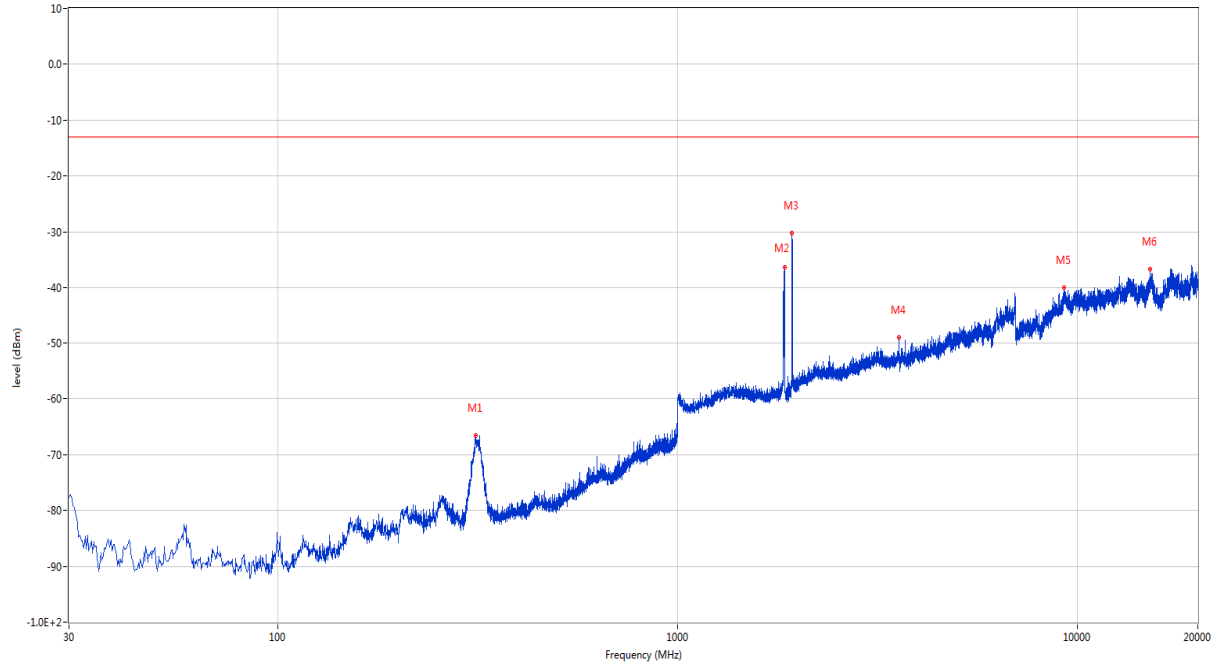
RSE-H&H WCDMA Band 2 CH9262



Frequency (MHz)	Result (dBm)	Factor (dB)	PK Limit (dBm)	Over Limit (dB)	Table (o)	ANT	EUT	Verdict
314.210	-64.70	-12.29	-13.0	-51.70	29.00	Horizontal	Horizontal	Pass
1853.500	-36.36	-3.65	-13.0	-23.36	281.00	Horizontal	Horizontal	N/A
1932.000	-31.61	-3.10	-13.0	-18.61	146.00	Horizontal	Horizontal	N/A
3707.000	-46.83	4.64	-13.0	-33.83	287.00	Horizontal	Horizontal	Pass
9324.438	-40.20	17.57	-13.0	-27.20	227.00	Horizontal	Horizontal	Pass
17098.188	-34.03	19.36	-13.0	-21.03	273.00	Horizontal	Horizontal	Pass

RSE-H&V WCDMA Band 2 CH9262

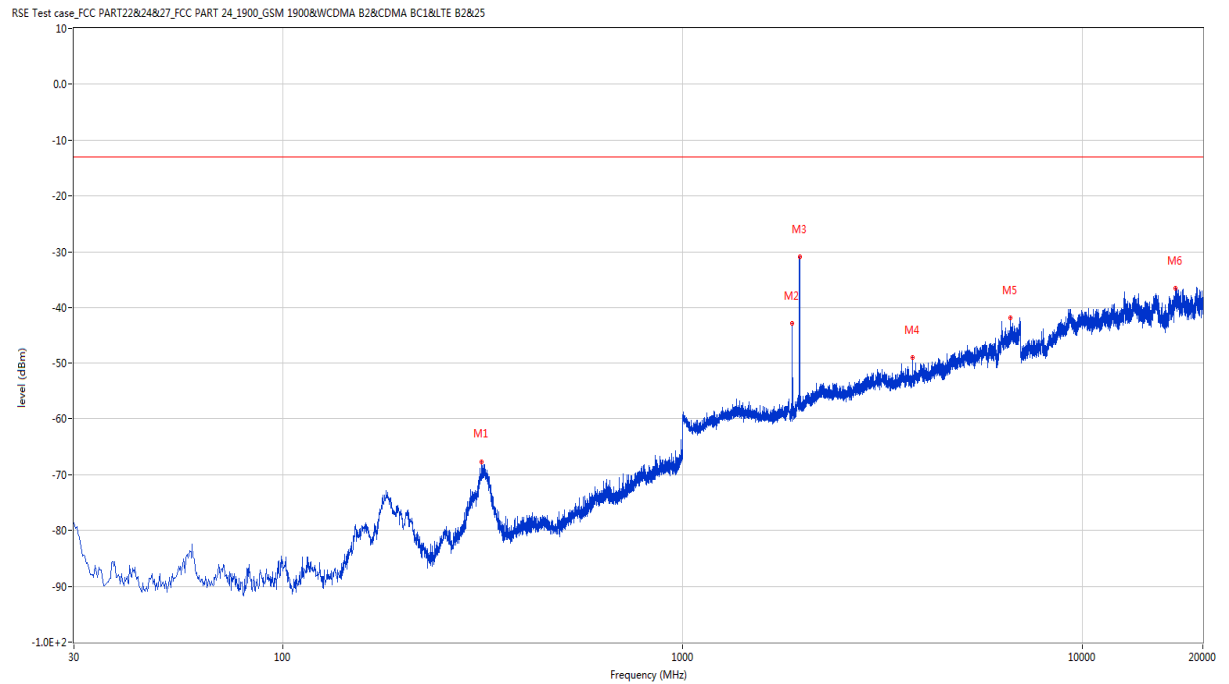
RSE Test case_FCC PART22&24&27_FCC PART 24_1900_GSM 1900&WCDMA B2&CDMA BC1<E B2&25



Frequency (MHz)	Result (dBm)	Factor (dB)	PK Limit (dBm)	Over Limit (dB)	Table (o)	ANT	EUT	Verdict
311.785	-66.64	-12.40	-13.0	-53.64	199.00	Horizontal	Vertical	Pass
1854.000	-36.28	-3.65	-13.0	-23.28	165.00	Horizontal	Vertical	N/A
1932.500	-30.18	-3.09	-13.0	-17.18	313.00	Horizontal	Vertical	N/A
3577.000	-49.10	4.31	-13.0	-36.10	196.00	Horizontal	Vertical	Pass
9274.125	-39.93	17.22	-13.0	-26.93	12.00	Horizontal	Vertical	Pass
15224.063	-36.63	18.06	-13.0	-23.63	116.00	Horizontal	Vertical	Pass

7.2 WCDMA Band 2 Middle Channel

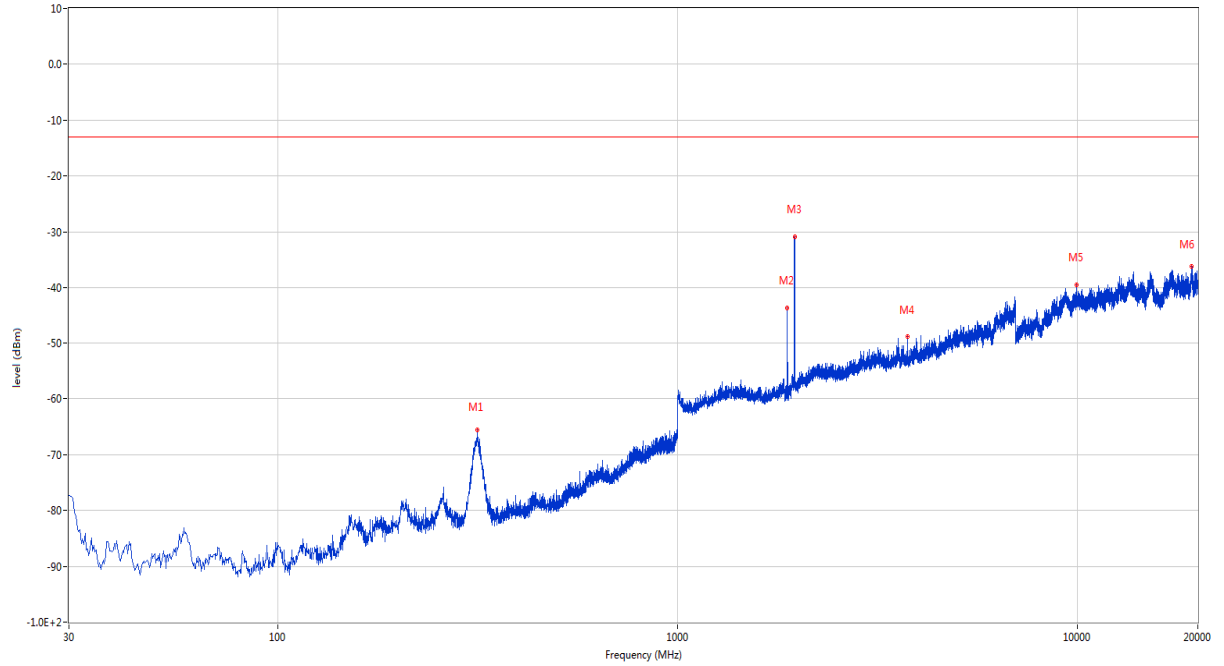
RSE-H&H WCDMA Band 2 CH9400



Frequency (MHz)	Result (dBm)	Factor (dB)	PK Limit (dBm)	Over Limit (dB)	Table (o)	ANT	EUT	Verdict
313.967	-67.68	-12.28	-13.0	-54.68	58.00	Horizontal	Horizontal	Pass
1879.500	-42.82	-3.73	-13.0	-29.82	276.00	Horizontal	Horizontal	N/A
1960.500	-30.89	-3.56	-13.0	-17.89	211.00	Horizontal	Horizontal	N/A
3762.000	-49.04	4.02	-13.0	-36.04	290.00	Horizontal	Horizontal	Pass
6605.000	-41.70	12.31	-13.0	-28.70	86.00	Horizontal	Horizontal	Pass
17089.125	-36.46	18.84	-13.0	-23.46	32.00	Horizontal	Horizontal	Pass

RSE-H&V WCDMA Band 2 CH9400

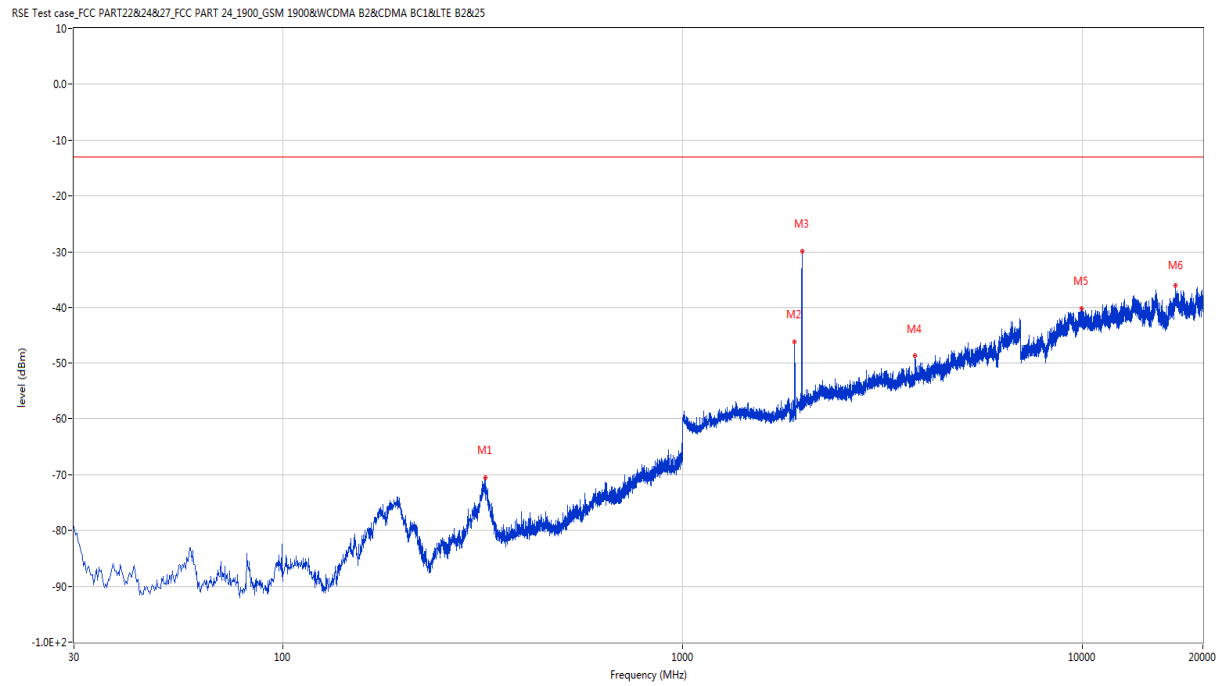
RSE Test case_FCC PART22&24&27_FCC PART 24_1900_GSM 1900&WCDMA B2&CDMA BC1<E B2&25



Frequency (MHz)	Result (dBm)	Factor (dB)	PK Limit (dBm)	Over Limit (dB)	Table (o)	ANT	EUT	Verdict
314.938	-65.55	-12.28	-13.0	-52.55	150.00	Horizontal	Vertical	Pass
1879.000	-43.54	-3.73	-13.0	-30.54	170.00	Horizontal	Vertical	N/A
1962.000	-30.88	-3.61	-13.0	-17.88	143.00	Horizontal	Vertical	N/A
3762.000	-48.95	4.02	-13.0	-35.95	191.00	Horizontal	Vertical	Pass
9929.625	-39.54	17.06	-13.0	-26.54	193.00	Horizontal	Vertical	Pass
19318.499	-36.19	24.43	-13.0	-23.19	282.00	Horizontal	Vertical	Pass

7.3 WCDMA Band 2 High Channel

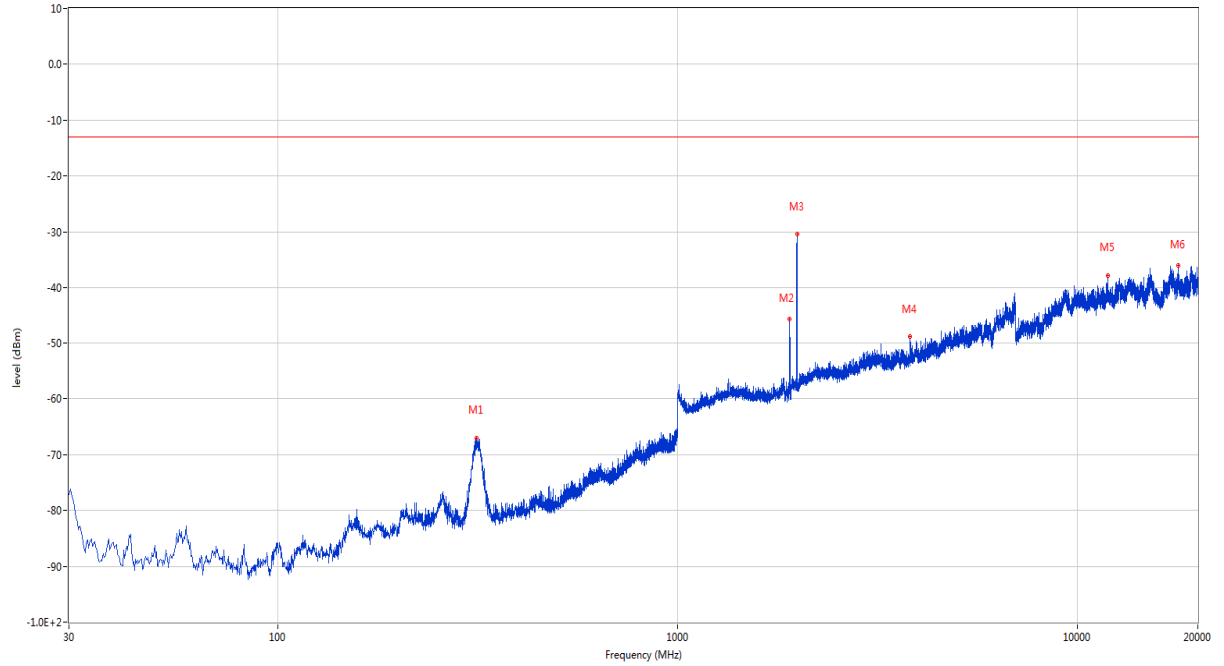
RSE-H&H WCDMA Band 2 CH9538



Frequency (MHz)	Result (dBm)	Factor (dB)	PK Limit (dBm)	Over Limit (dB)	Table (o)	ANT	EUT	Verdict
320.758	-70.58	-12.06	-13.0	-57.58	206.00	Horizontal	Horizontal	Pass
1906.500	-46.02	-3.66	-13.0	-33.02	296.00	Horizontal	Horizontal	N/A
1988.000	-29.81	-3.85	-13.0	-16.81	135.00	Horizontal	Horizontal	N/A
3818.000	-48.74	5.46	-13.0	-35.74	283.00	Horizontal	Horizontal	Pass
9958.375	-40.18	17.43	-13.0	-27.18	41.00	Horizontal	Horizontal	Pass
17101.813	-36.04	19.42	-13.0	-23.04	132.00	Horizontal	Horizontal	Pass

RSE-H&V WCDMA Band 2 CH9538

RSE Test case_FCC PART22&24&27_FCC PART 24_1900_GSM 1900&WCDMA B2&CDMA BC1<E B2&25



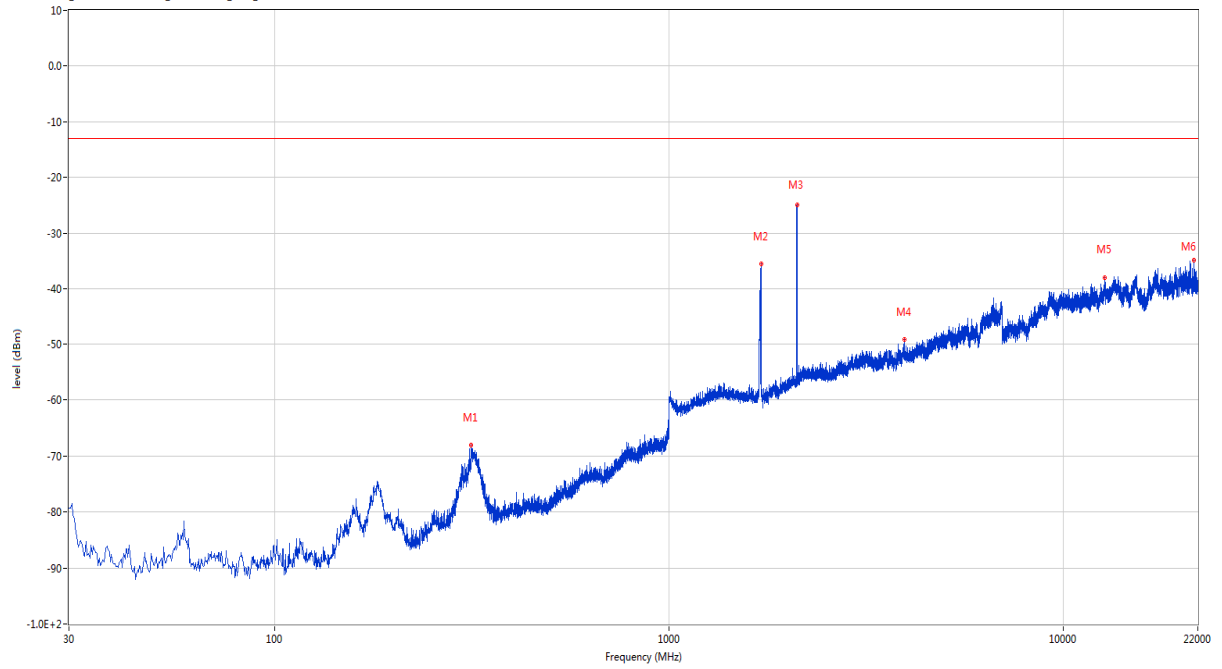
Frequency (MHz)	Result (dBm)	Factor (dB)	PK Limit (dBm)	Over Limit (dB)	Table (o)	ANT	EUT	Verdict
313.483	-67.03	-12.28	-13.0	-54.03	36.00	Horizontal	Vertical	Pass
1906.500	-45.60	-3.66	-13.0	-32.60	172.00	Horizontal	Vertical	N/A
1988.500	-30.43	-3.86	-13.0	-17.43	128.00	Horizontal	Vertical	N/A
3818.000	-48.93	5.46	-13.0	-35.93	206.00	Horizontal	Vertical	Pass
11906.187	-37.76	19.29	-13.0	-24.76	262.00	Horizontal	Vertical	Pass
17870.313	-35.99	18.82	-13.0	-22.99	268.00	Horizontal	Vertical	Pass

8 WCDMA Band 4

8.1 WCDMA Band 4 Low Channel

RSE-H&H WCDMA Band 4 CH1312

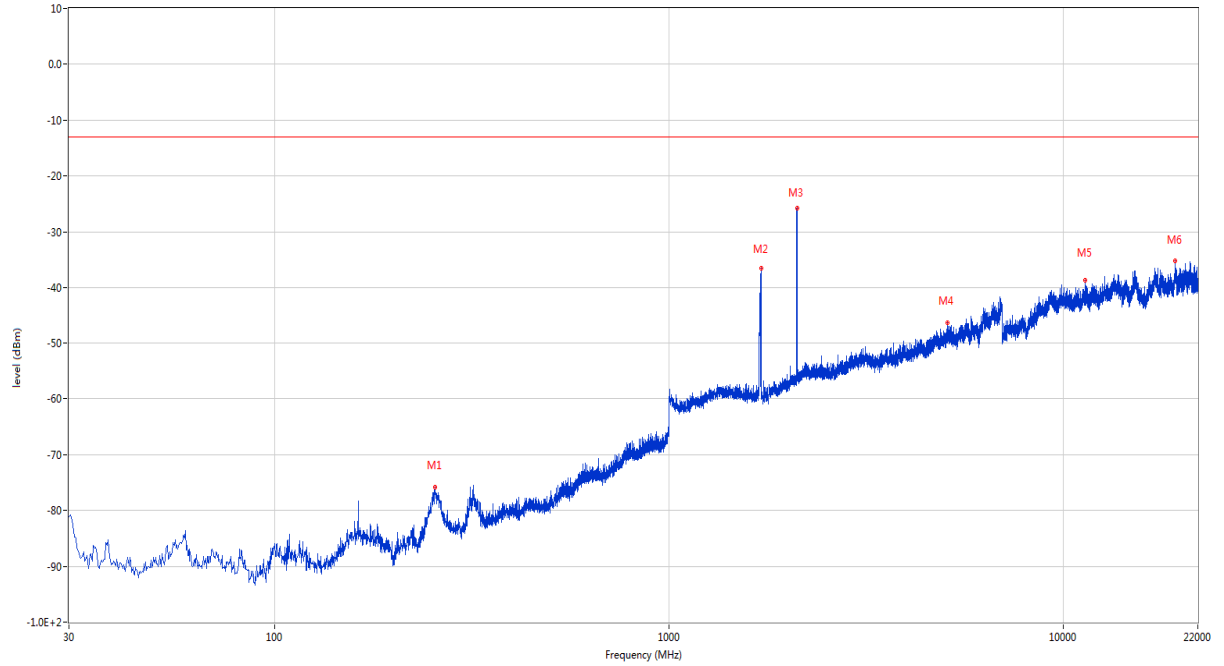
RSE Test case_FCC PART228.24&27_FCC PART 27.1700_WCDMA B4<E B4



Frequency (MHz)	Result (dBm)	Factor (dB)	PK Limit (dBm)	Over Limit (dB)	Table (o)	ANT	EUT	Verdict
314.938	-68.04	-12.34	-13.0	-55.04	189.00	Horizontal	Horizontal	Pass
1712.000	-35.52	-4.18	-13.0	-22.52	217.00	Horizontal	Horizontal	N/A
2112.500	-24.97	-2.10	-13.0	-11.97	31.00	Horizontal	Horizontal	N/A
3958.000	-49.16	6.34	-13.0	-36.16	120.00	Horizontal	Horizontal	Pass
12761.562	-37.91	19.87	-13.0	-24.91	330.00	Horizontal	Horizontal	Pass
21495.876	-34.82	23.39	-13.0	-21.82	300.00	Horizontal	Horizontal	Pass

RSE-H&V WCDMA Band 4 CH1312

RSE Test case_FCC PART22&24&27_FCC PART 27_1700_WCDMA B4<E B4

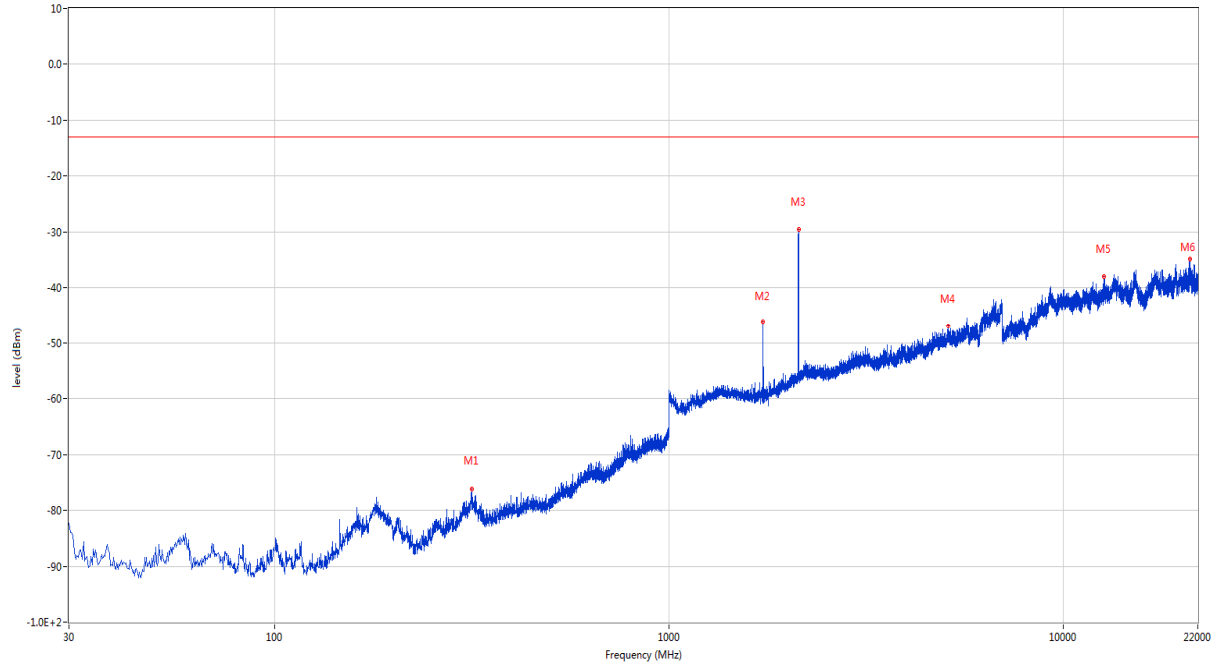


Frequency (MHz)	Result (dBm)	Factor (dB)	PK Limit (dBm)	Over Limit (dB)	Table (o)	ANT	EUT	Verdict
255.040	-75.77	-14.57	-13.0	-62.77	160.00	Horizontal	Vertical	Pass
1713.500	-36.54	-4.18	-13.0	-23.54	172.00	Horizontal	Vertical	N/A
2113.500	-25.77	-2.21	-13.0	-12.77	26.00	Horizontal	Vertical	N/A
5099.000	-46.30	8.18	-13.0	-33.30	201.00	Horizontal	Vertical	Pass
11400.188	-38.65	16.81	-13.0	-25.65	76.00	Horizontal	Vertical	Pass
19310.563	-35.21	24.37	-13.0	-22.21	0.00	Horizontal	Vertical	Pass

8.2 WCDMA Band 4 Middle Channel

RSE-H&H WCDMA Band 4 CH1413

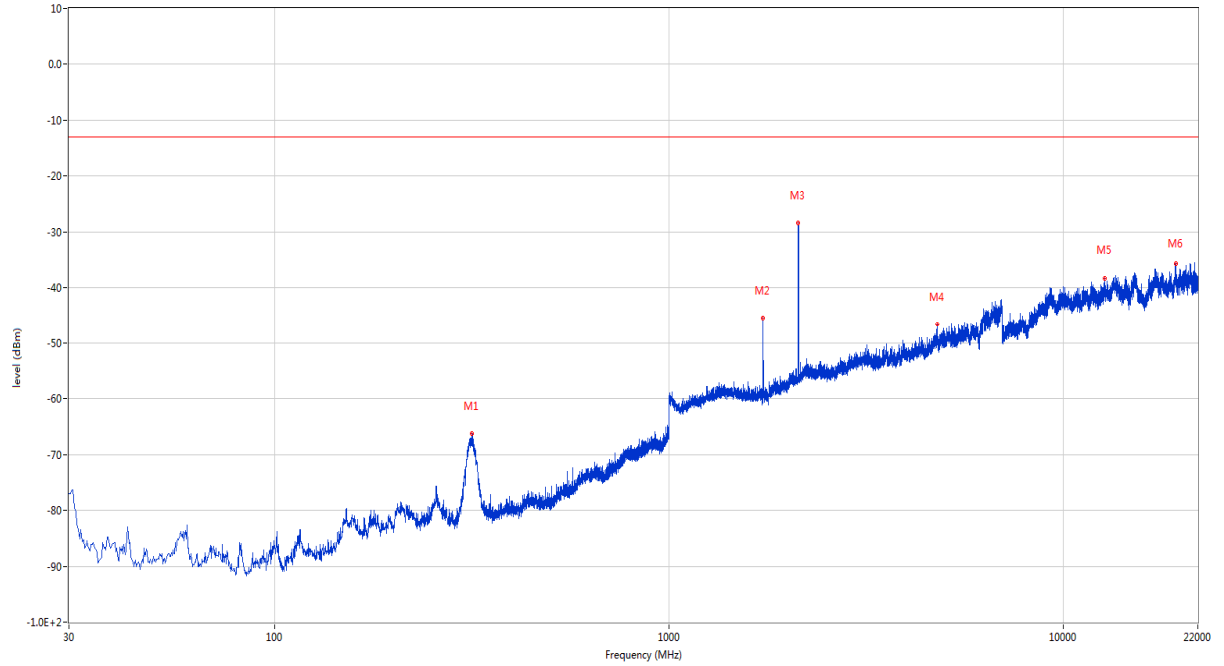
RSE Test case_FCC PART22&24&27_FCC PART 27_1700_WCDMA B4<E B4



Frequency (MHz)	Result (dBm)	Factor (dB)	PK Limit (dBm)	Over Limit (dB)	Table (o)	ANT	EUT	Verdict
315.907	-76.25	-12.26	-13.0	-63.25	35.00	Horizontal	Horizontal	Pass
1734.000	-46.00	-4.11	-13.0	-33.00	211.00	Horizontal	Horizontal	N/A
2132.500	-29.53	-2.28	-13.0	-16.53	30.00	Horizontal	Horizontal	N/A
5122.000	-46.94	8.32	-13.0	-33.94	125.00	Horizontal	Horizontal	Pass
12716.937	-37.99	19.26	-13.0	-24.99	359.00	Horizontal	Horizontal	Pass
21044.937	-34.89	23.27	-13.0	-21.89	76.00	Horizontal	Horizontal	Pass

RSE-H&V WCDMA Band 4 CH1413

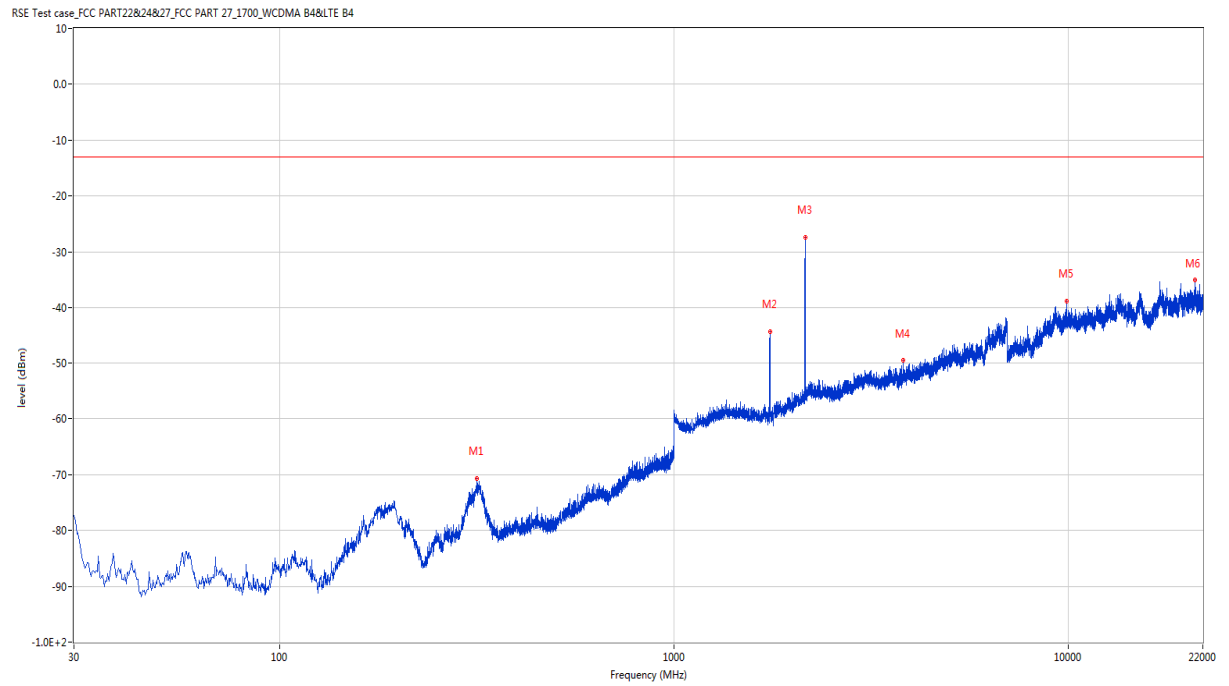
RSE Test case_FCC PART22&24&27_FCC PART 27_1700_WCDMA B4<E B4



Frequency (MHz)	Result (dBm)	Factor (dB)	PK Limit (dBm)	Over Limit (dB)	Table (o)	ANT	EUT	Verdict
315.422	-66.24	-12.30	-13.0	-53.24	160.00	Horizontal	Vertical	Pass
1733.500	-45.40	-4.11	-13.0	-32.40	164.00	Horizontal	Vertical	N/A
2131.500	-28.42	-2.34	-13.0	-15.42	39.00	Horizontal	Vertical	N/A
4789.000	-46.64	8.19	-13.0	-33.64	138.00	Horizontal	Vertical	Pass
12744.250	-38.27	20.20	-13.0	-25.27	151.00	Horizontal	Vertical	Pass
19338.312	-35.69	24.33	-13.0	-22.69	253.00	Horizontal	Vertical	Pass

8.3 WCDMA Band 4 High Channel

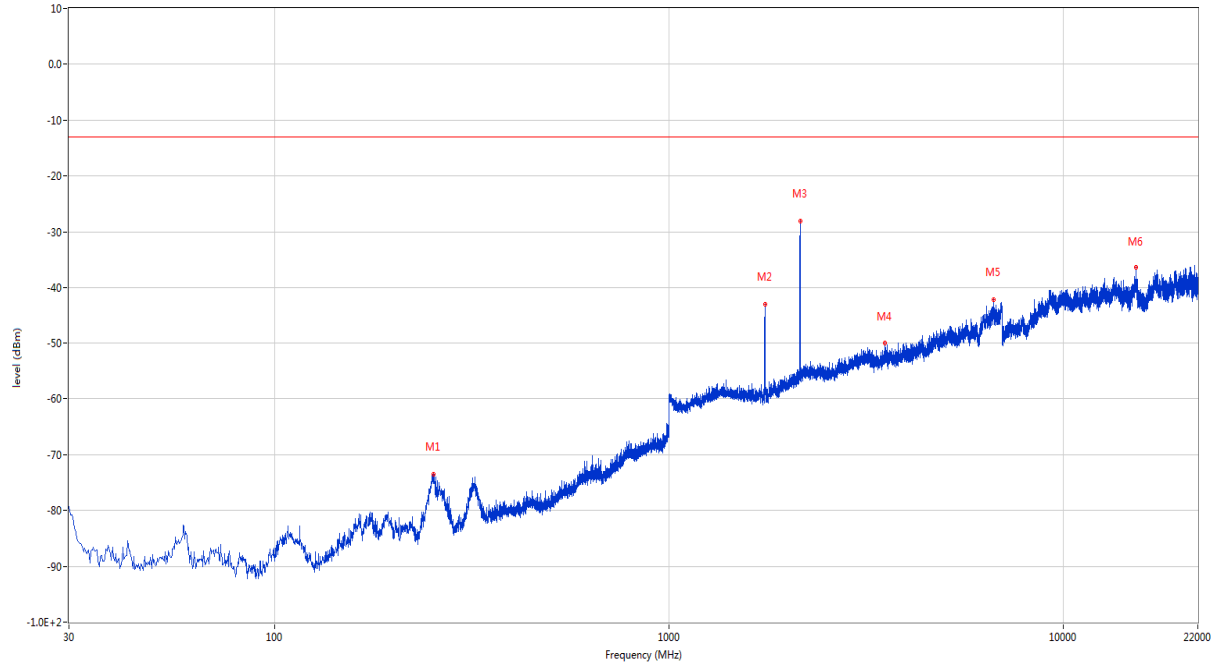
RSE-H&H WCDMA Band 4 CH1513



Frequency (MHz)	Result (dBm)	Factor (dB)	PK Limit (dBm)	Over Limit (dB)	Table (o)	ANT	EUT	Verdict
316.150	-70.73	-12.24	-13.0	-57.73	50.00	Horizontal	Horizontal	Pass
1752.000	-44.22	-4.07	-13.0	-31.22	252.00	Horizontal	Horizontal	N/A
2153.000	-27.35	-1.91	-13.0	-14.35	130.00	Horizontal	Horizontal	N/A
3822.000	-49.56	5.88	-13.0	-36.56	232.00	Horizontal	Horizontal	Pass
9936.812	-38.88	17.21	-13.0	-25.88	17.00	Horizontal	Horizontal	Pass
21061.124	-34.97	23.27	-13.0	-21.97	62.00	Horizontal	Horizontal	Pass

RSE-H&V WCDMA Band 4 CH1513

RSE Test case_FCC PART22&24&27_FCC PART 27_1700_WCDMA B4<E B4



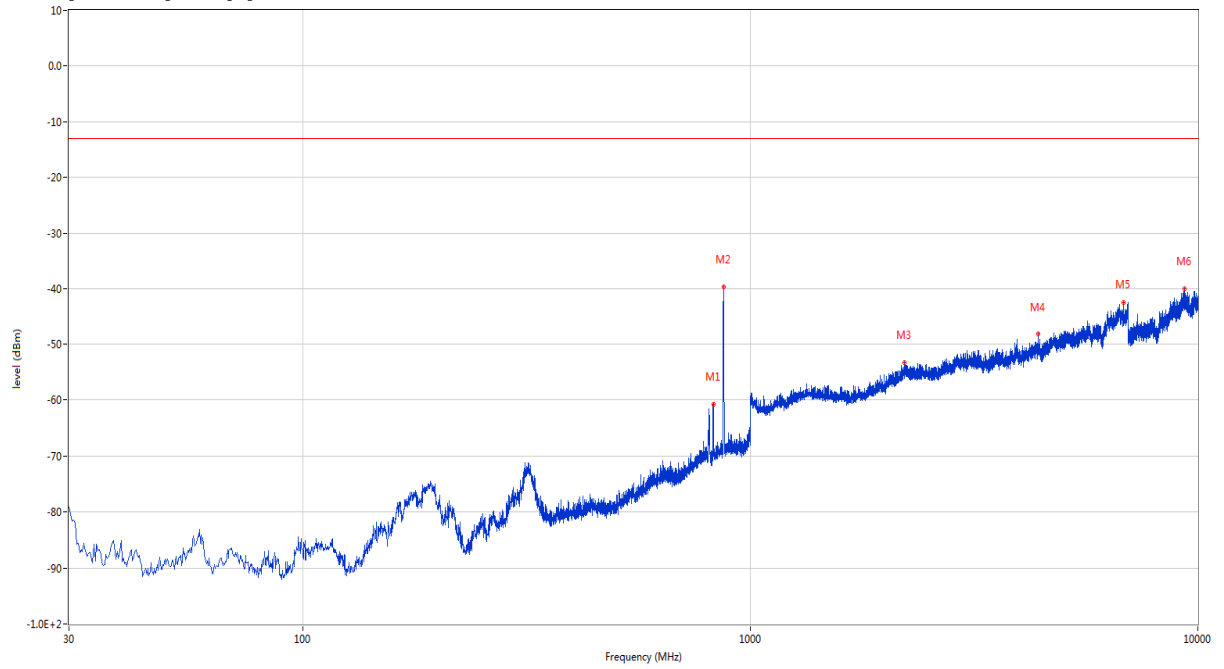
Frequency (MHz)	Result (dBm)	Factor (dB)	PK Limit (dBm)	Over Limit (dB)	Table (o)	ANT	EUT	Verdict
252.130	-73.61	-14.60	-13.0	-60.61	138.00	Horizontal	Vertical	Pass
1752.000	-42.95	-4.07	-13.0	-29.95	184.00	Horizontal	Vertical	N/A
2152.000	-28.10	-1.98	-13.0	-15.10	133.00	Horizontal	Vertical	N/A
3527.000	-50.05	4.60	-13.0	-37.05	231.00	Horizontal	Vertical	Pass
6683.000	-42.10	12.17	-13.0	-29.10	231.00	Horizontal	Vertical	Pass
15342.312	-36.32	17.34	-13.0	-23.32	360.00	Horizontal	Vertical	Pass

9 WCDMA Band 5

9.1 WCDMA Band 5 Low Channel

RSE-H&H WCDMA Band 5 CH4132

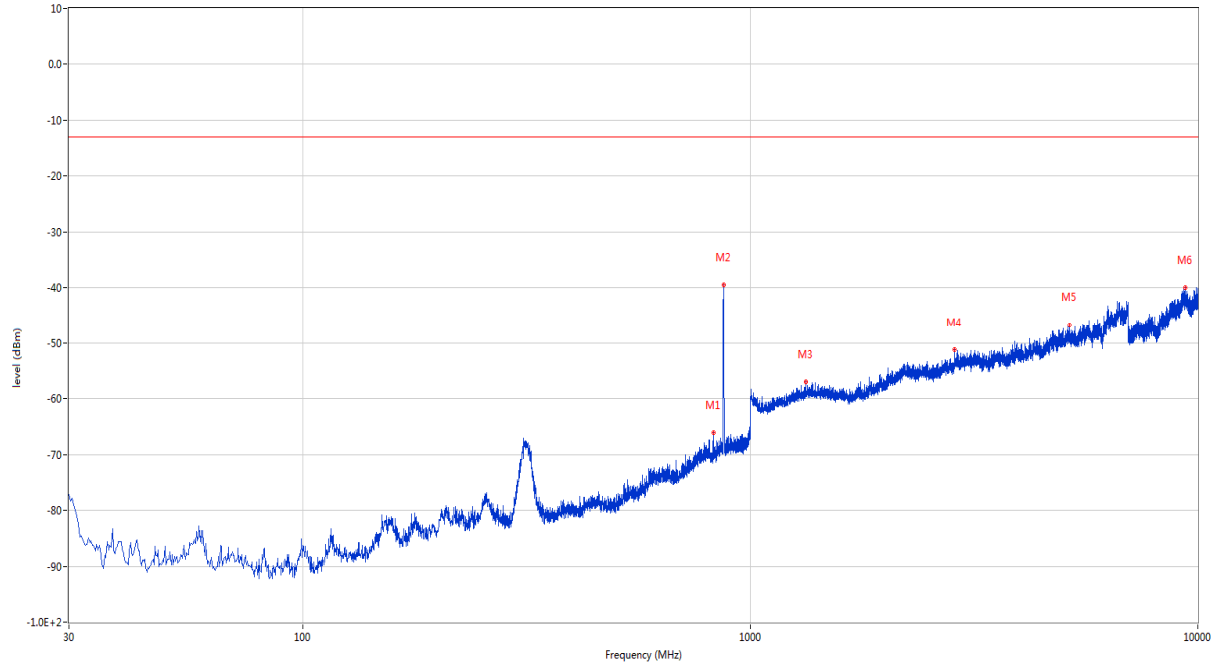
RSE Test case_FCC PART22824&27_FCC PART 22_850_GSM 850&CDMA BC0&WCDMA B5<E B5&26



Frequency (MHz)	Result (dBm)	Factor (dB)	PK Limit (dBm)	Over Limit (dB)	Table (o)	ANT	EUT	Verdict
826.855	-60.82	2.05	-13.0	-47.82	73.00	Horizontal	Horizontal	N/A
871.475	-39.64	2.59	-13.0	-26.64	363.00	Horizontal	Horizontal	N/A
2213.500	-53.31	-0.64	-13.0	-40.31	106.00	Horizontal	Horizontal	Pass
4398.000	-48.23	6.58	-13.0	-35.23	114.00	Horizontal	Horizontal	Pass
6828.000	-42.46	11.76	-13.0	-29.46	360.00	Horizontal	Horizontal	Pass
9321.250	-40.03	17.65	-13.0	-27.03	138.00	Horizontal	Horizontal	Pass

RSE-H&V WCDMA Band 5 CH4132

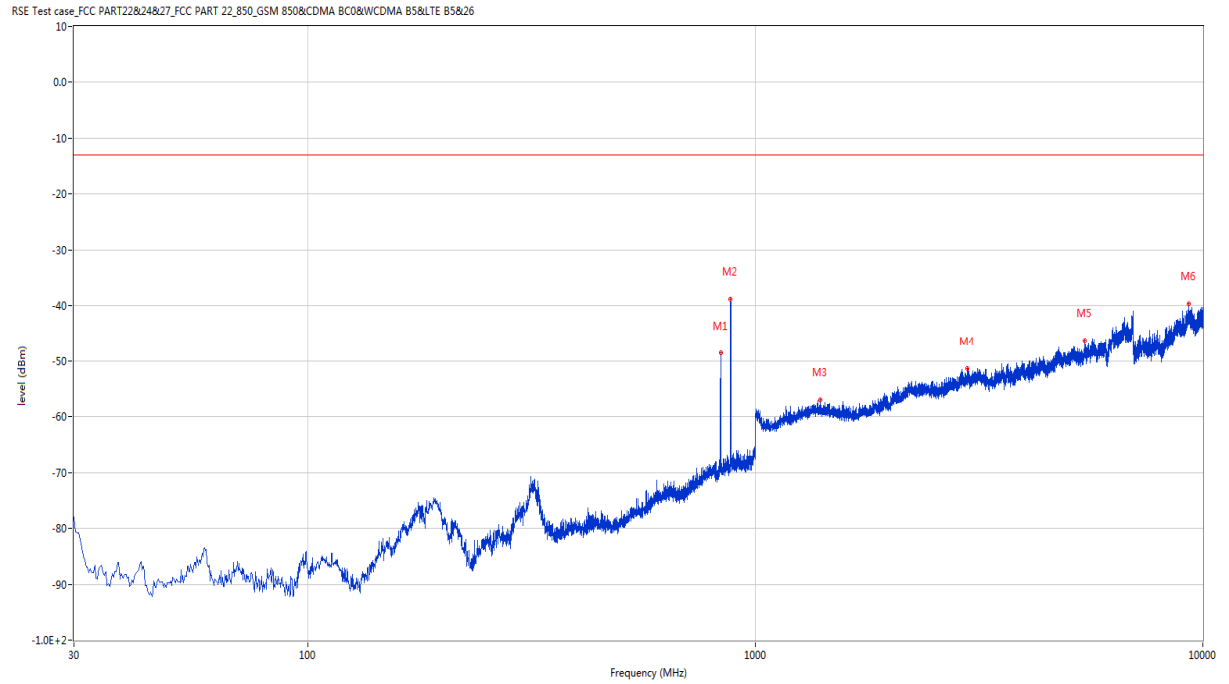
RSE Test case_FCC PART22&24&27_FCC PART 22_850_GSM 850&CDMA BC0&WCDMA B5<E B5&26



Frequency (MHz)	Result (dBm)	Factor (dB)	PK Limit (dBm)	Over Limit (dB)	Table (o)	ANT	EUT	Verdict
827.340	-66.06	2.06	-13.0	-53.06	337.00	Horizontal	Vertical	N/A
872.445	-39.44	2.53	-13.0	-26.44	360.00	Horizontal	Vertical	N/A
1331.000	-56.99	-4.25	-13.0	-43.99	252.00	Horizontal	Vertical	Pass
2861.000	-51.23	2.15	-13.0	-38.23	134.00	Horizontal	Vertical	Pass
5175.000	-46.70	7.99	-13.0	-33.70	95.00	Horizontal	Vertical	Pass
9361.000	-40.02	17.09	-13.0	-27.02	308.00	Horizontal	Vertical	Pass

9.2 WCDMA Band 5 Middle Channel

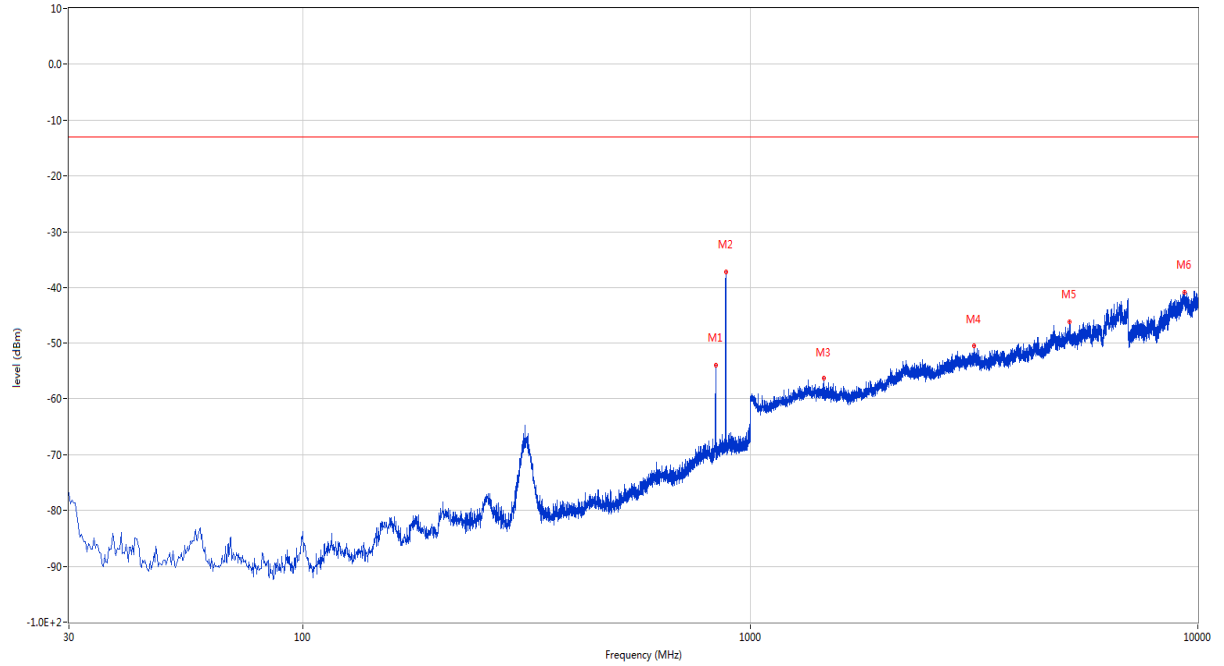
RSE-H&H WCDMA Band 5 CH4183



Frequency (MHz)	Result (dBm)	Factor (dB)	PK Limit (dBm)	Over Limit (dB)	Table (o)	ANT	EUT	Verdict
836.555	-48.62	2.31	-13.0	-35.62	81.00	Horizontal	Horizontal	N/A
880.447	-38.86	2.83	-13.0	-25.86	360.00	Horizontal	Horizontal	N/A
1395.500	-57.05	-4.22	-13.0	-44.05	319.00	Horizontal	Horizontal	Pass
2981.000	-51.38	2.43	-13.0	-38.38	10.00	Horizontal	Horizontal	Pass
5442.000	-46.28	8.61	-13.0	-33.28	235.00	Horizontal	Horizontal	Pass
9301.000	-39.65	17.71	-13.0	-26.65	340.00	Horizontal	Horizontal	Pass

RSE-H&V WCDMA Band 5 CH4183

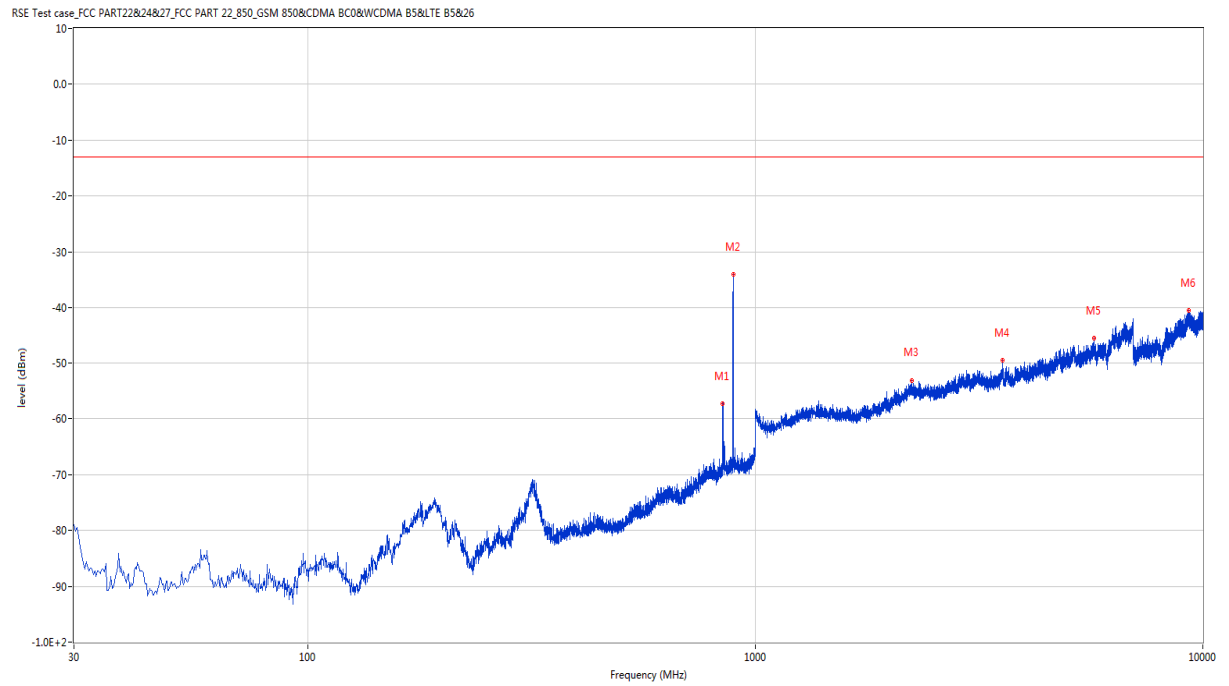
RSE Test case_FCC PART22&24&27_FCC PART 22.850_GSM 850&CDMA BC0&WCDMA B5<E B5&26



Frequency (MHz)	Result (dBm)	Factor (dB)	PK Limit (dBm)	Over Limit (dB)	Table (o)	ANT	EUT	Verdict
836.313	-54.03	2.31	-13.0	-41.03	16.00	Horizontal	Vertical	N/A
881.175	-37.13	2.86	-13.0	-24.13	363.00	Horizontal	Vertical	N/A
1457.000	-56.34	-4.77	-13.0	-43.34	191.00	Horizontal	Vertical	Pass
3165.000	-50.56	3.90	-13.0	-37.56	323.00	Horizontal	Vertical	Pass
5176.000	-46.08	8.04	-13.0	-33.08	84.00	Horizontal	Vertical	Pass
9334.750	-40.71	17.29	-13.0	-27.71	360.00	Horizontal	Vertical	Pass

9.3 WCDMA Band 5 High Channel

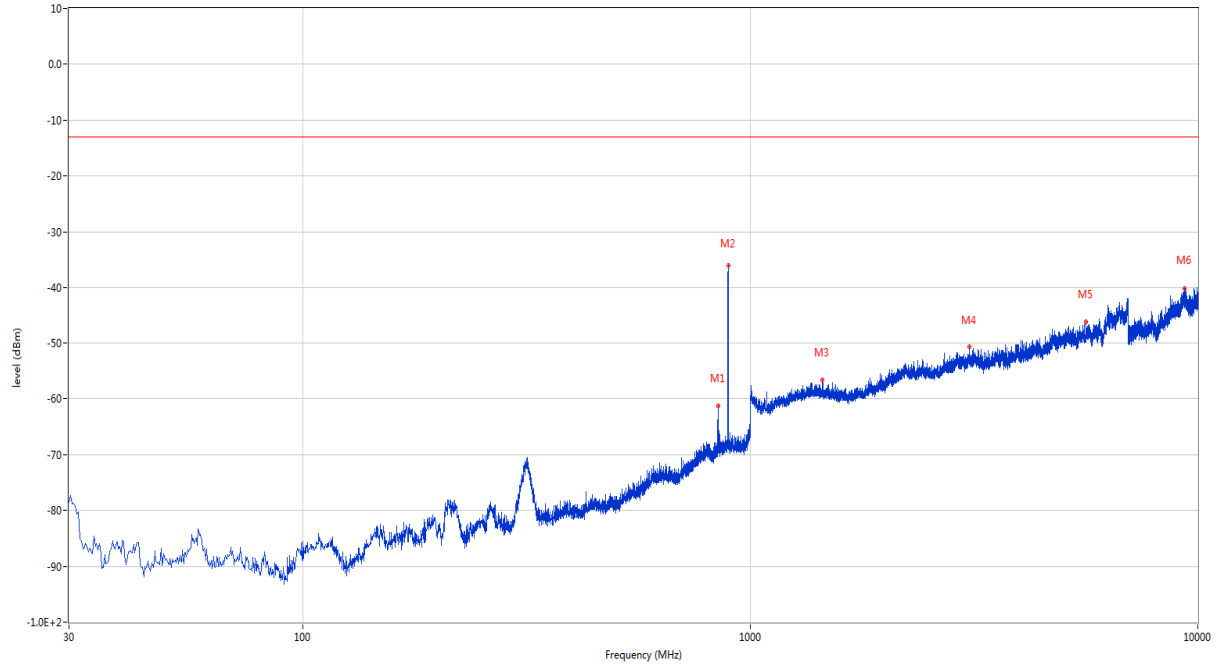
RSE-H&H WCDMA Band 5 CH4233



Frequency (MHz)	Result (dBm)	Factor (dB)	PK Limit (dBm)	Over Limit (dB)	Table (o)	ANT	EUT	Verdict
845.770	-57.36	2.47	-13.0	-44.36	73.00	Horizontal	Horizontal	N/A
891.845	-34.02	3.21	-13.0	-21.02	360.00	Horizontal	Horizontal	N/A
2236.500	-53.11	-0.45	-13.0	-40.11	108.00	Horizontal	Horizontal	Pass
3569.000	-49.60	4.77	-13.0	-36.60	123.00	Horizontal	Horizontal	Pass
5714.000	-45.35	8.46	-13.0	-32.35	92.00	Horizontal	Horizontal	Pass
9305.500	-40.42	17.70	-13.0	-27.42	58.00	Horizontal	Horizontal	Pass

RSE-H&V WCDMA Band 5 CH4233

RSE Test case_FCC PART22&24&27_FCC PART 22.850_GSM 850&CDMA BC0&WCDMA B5<E B5&26



Frequency (MHz)	Result (dBm)	Factor (dB)	PK Limit (dBm)	Over Limit (dB)	Table (o)	ANT	EUT	Verdict
846.497	-61.37	2.48	-13.0	-48.37	39.00	Horizontal	Vertical	N/A
891.845	-35.92	3.21	-13.0	-22.92	360.00	Horizontal	Vertical	N/A
1448.000	-56.69	-4.65	-13.0	-43.69	179.00	Horizontal	Vertical	Pass
3087.000	-50.69	3.33	-13.0	-37.69	9.00	Horizontal	Vertical	Pass
5626.000	-46.02	8.13	-13.0	-33.02	209.00	Horizontal	Vertical	Pass
9354.250	-40.16	17.10	-13.0	-27.16	267.00	Horizontal	Vertical	Pass

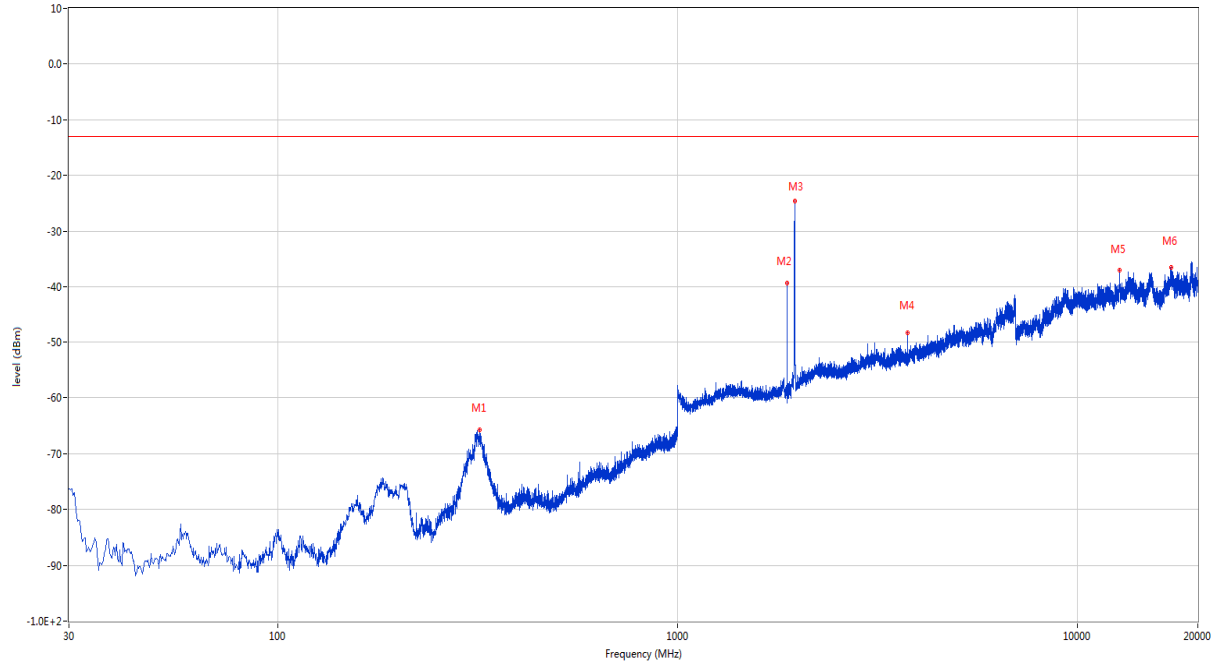
LTE

10 LTE Band 2

10.1 LTE Band 2 BW1.4, Middle Channel

RSE-H&H LTE Band 2 BW1.4 CH18900

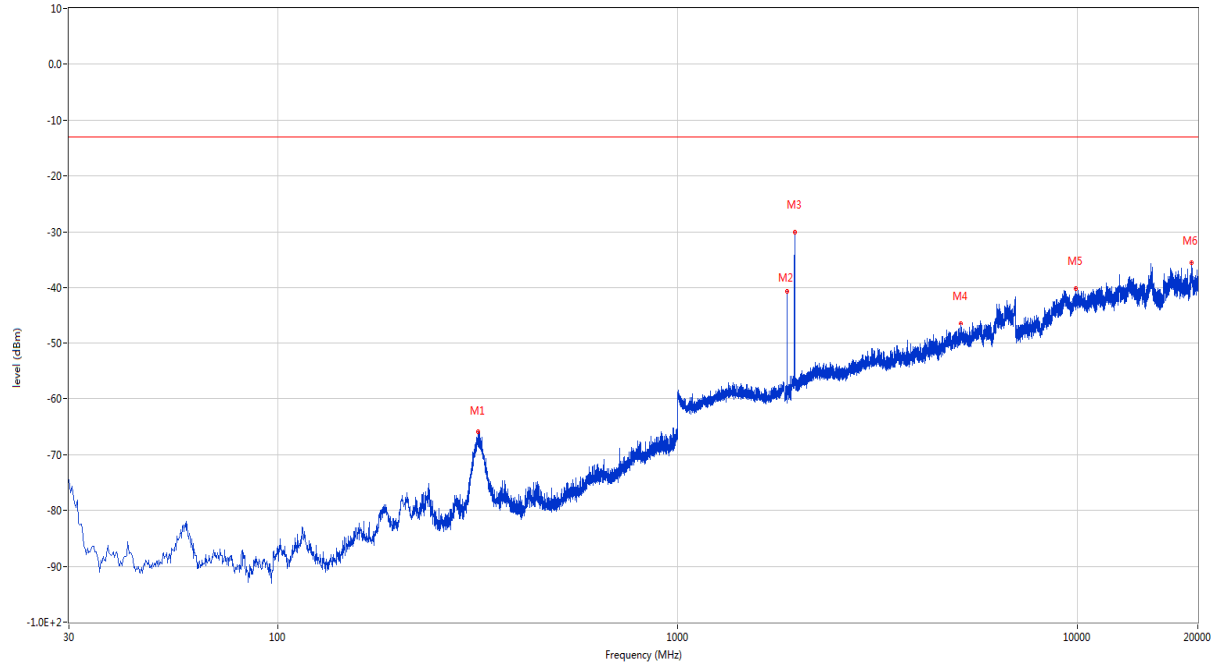
RSE Test case_FCC PART22&24&27_FCC PART 24_1900_GSM 1900&WCDMA B2&CDMA BC1<E B2&25



Frequency (MHz)	Result (dBm)	Factor (dB)	PK Limit (dBm)	Over Limit (dB)	Table (o)	ANT	EUT	Verdict
319.302	-65.82	-12.01	-13.0	-52.82	41.00	Horizontal	Horizontal	Pass
1880.000	-39.31	-3.73	-13.0	-26.31	289.00	Horizontal	Horizontal	N/A
1960.500	-24.52	-3.56	-13.0	-11.52	149.00	Horizontal	Horizontal	N/A
3759.000	-48.32	4.08	-13.0	-35.32	288.00	Horizontal	Horizontal	Pass
12757.250	-37.00	20.06	-13.0	-24.00	274.00	Horizontal	Horizontal	Pass
17179.750	-36.40	18.46	-13.0	-23.40	68.00	Horizontal	Horizontal	Pass

RSE-H&V LTE Band 2 BW1.4 CH18900

RSE Test case_FCC PART22&24&27_FCC PART 24_1900_GSM 1900&WCDMA B2&CDMA BC1<E B2&25

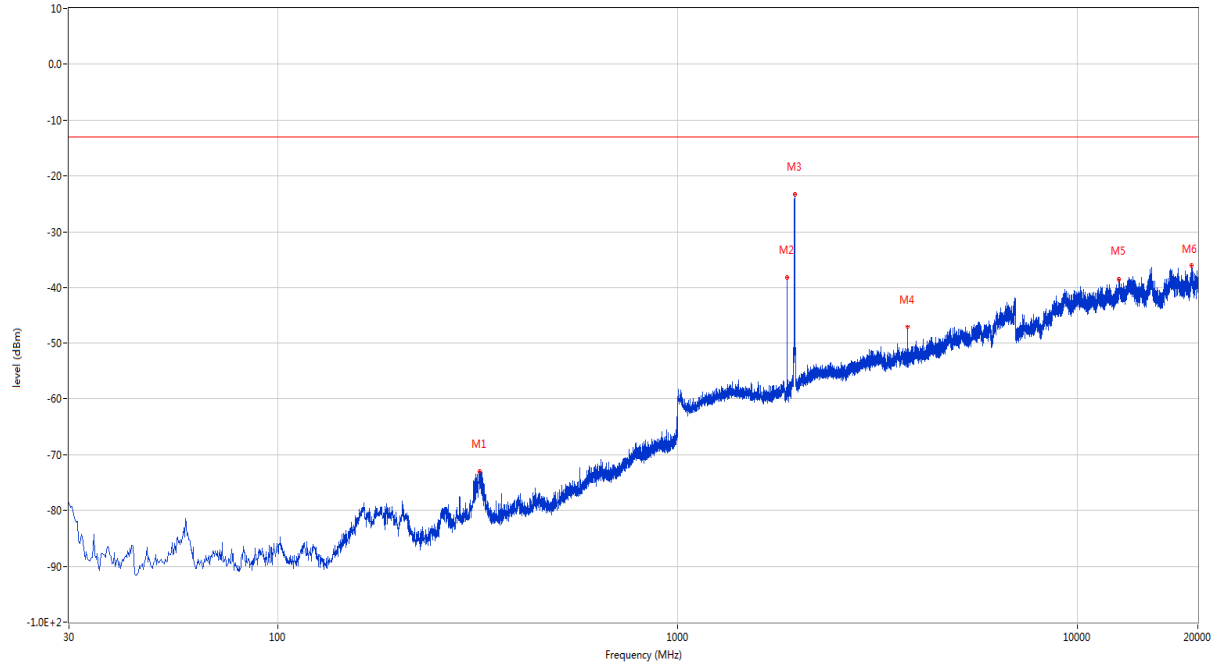


Frequency (MHz)	Result (dBm)	Factor (dB)	PK Limit (dBm)	Over Limit (dB)	Table (o)	ANT	EUT	Verdict
317.362	-65.86	-12.15	-13.0	-52.86	206.00	Horizontal	Vertical	Pass
1880.000	-40.69	-3.73	-13.0	-27.69	164.00	Horizontal	Vertical	N/A
1961.000	-30.05	-3.57	-13.0	-17.05	138.00	Horizontal	Vertical	N/A
5103.000	-46.47	8.08	-13.0	-33.47	70.00	Horizontal	Vertical	Pass
9880.750	-40.14	17.05	-13.0	-27.14	348.00	Horizontal	Vertical	Pass
19331.187	-35.56	24.37	-13.0	-22.56	198.00	Horizontal	Vertical	Pass

10.2 LTE Band 2 BW3, Middle Channel

RSE-H&H LTE Band 2 BW3 CH18900

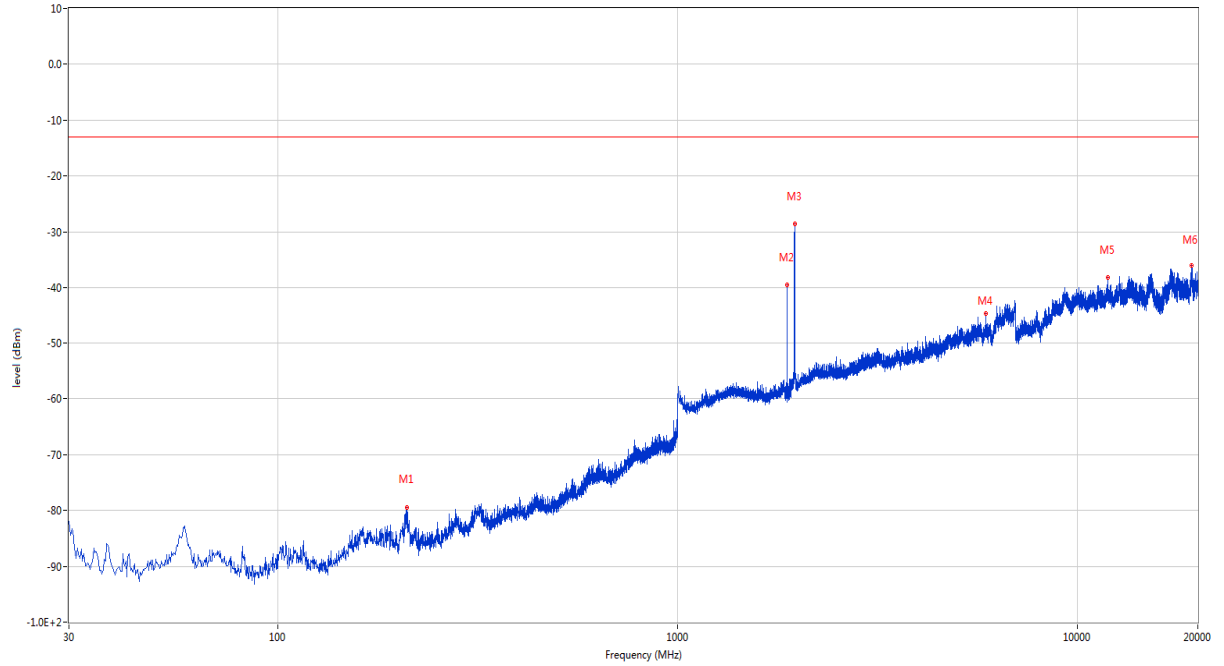
RSE Test case_FCC PART228&248&27_FCC PART 24_1900_GSM 1900&WCDMA B2&CDMA BC1<E B2&25



Frequency (MHz)	Result (dBm)	Factor (dB)	PK Limit (dBm)	Over Limit (dB)	Table (o)	ANT	EUT	Verdict
319.788	-73.04	-12.01	-13.0	-60.04	360.00	Horizontal	Horizontal	Pass
1879.500	-38.18	-3.73	-13.0	-25.18	285.00	Horizontal	Horizontal	N/A
1961.000	-23.24	-3.57	-13.0	-10.24	148.00	Horizontal	Horizontal	N/A
3758.000	-47.09	3.97	-13.0	-34.09	291.00	Horizontal	Horizontal	Pass
12711.187	-38.40	19.02	-13.0	-25.40	326.00	Horizontal	Horizontal	Pass
19289.500	-35.92	23.86	-13.0	-22.92	283.00	Horizontal	Horizontal	Pass

RSE-H&V LTE Band 2 BW3 CH18900

RSE Test case_FCC PART22&24&27_FCC PART 24_1900_GSM 1900&WCDMA B2&CDMA BC1<E B2&25

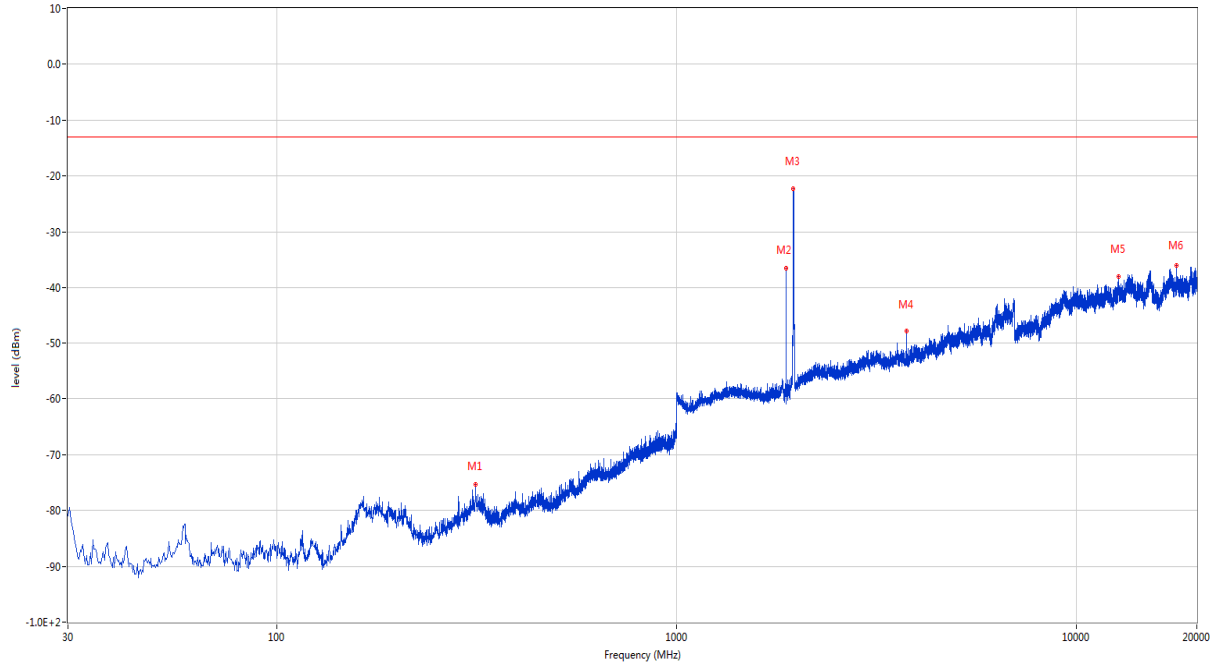


Frequency (MHz)	Result (dBm)	Factor (dB)	PK Limit (dBm)	Over Limit (dB)	Table (o)	ANT	EUT	Verdict
210.178	-79.43	-17.24	-13.0	-66.43	67.00	Horizontal	Vertical	Pass
1879.500	-39.54	-3.73	-13.0	-26.54	178.00	Horizontal	Vertical	N/A
1961.000	-28.50	-3.57	-13.0	-15.50	144.00	Horizontal	Vertical	N/A
5894.000	-44.61	8.77	-13.0	-31.61	116.00	Horizontal	Vertical	Pass
11897.562	-38.17	19.45	-13.0	-25.17	289.00	Horizontal	Vertical	Pass
19300.375	-35.96	24.29	-13.0	-22.96	336.00	Horizontal	Vertical	Pass

10.3 LTE Band 2 BW5, Middle Channel

RSE-H&H LTE Band 2 BW5 CH18900

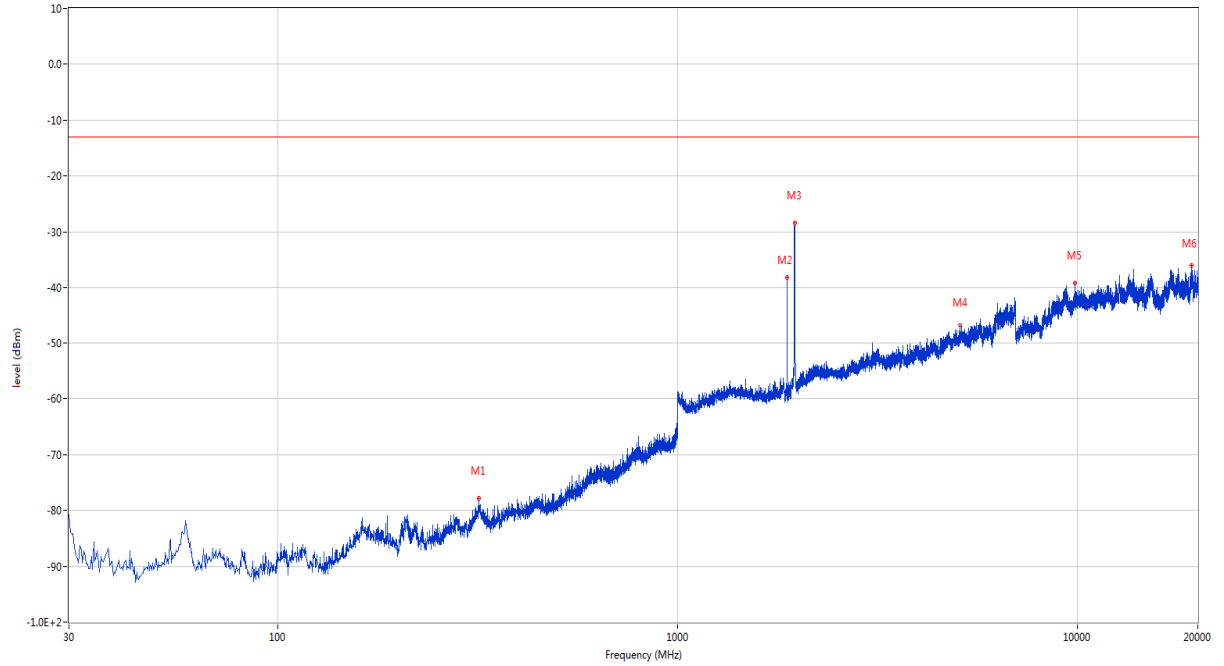
RSE Test case_FCC PART228&248&27_FCC PART 24_1900_GSM 1900&WCDMA B2&CDMA BC1<E B2&25



Frequency (MHz)	Result (dBm)	Factor (dB)	PK Limit (dBm)	Over Limit (dB)	Table (o)	ANT	EUT	Verdict
313.967	-75.39	-12.28	-13.0	-62.39	195.00	Horizontal	Horizontal	Pass
1878.500	-36.55	-3.73	-13.0	-23.55	289.00	Horizontal	Horizontal	N/A
1959.500	-22.27	-3.55	-13.0	-9.27	142.00	Horizontal	Horizontal	N/A
3756.000	-47.89	4.01	-13.0	-34.89	287.00	Horizontal	Horizontal	Pass
12753.625	-37.98	20.22	-13.0	-24.98	238.00	Horizontal	Horizontal	Pass
17824.999	-35.91	19.09	-13.0	-22.91	130.00	Horizontal	Horizontal	Pass

RSE-H&V LTE Band 2 BW5 CH18900

RSE Test case_FCC PART22&24&27_FCC PART 24_1900_GSM 1900&WCDMA B2&CDMA BC1<E B2&25

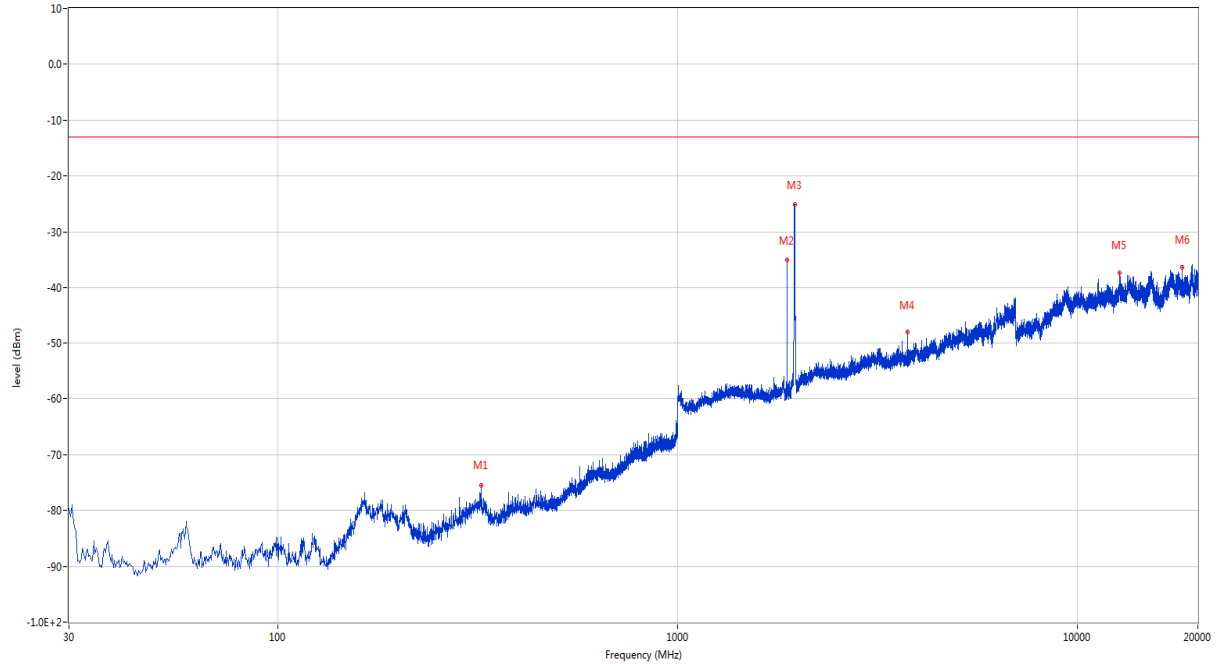


Frequency (MHz)	Result (dBm)	Factor (dB)	PK Limit (dBm)	Over Limit (dB)	Table (o)	ANT	EUT	Verdict
318.332	-77.84	-12.07	-13.0	-64.84	45.00	Horizontal	Vertical	Pass
1878.500	-38.09	-3.73	-13.0	-25.09	170.00	Horizontal	Vertical	N/A
1960.000	-28.45	-3.56	-13.0	-15.45	195.00	Horizontal	Vertical	N/A
5085.000	-46.76	7.89	-13.0	-33.76	264.00	Horizontal	Vertical	Pass
9879.312	-39.19	17.06	-13.0	-26.19	171.00	Horizontal	Vertical	Pass
19280.437	-36.01	23.49	-13.0	-23.01	58.00	Horizontal	Vertical	Pass

10.4 LTE Band 2 BW10, Middle Channel

RSE-H&H LTE Band 2 BW10 CH18900

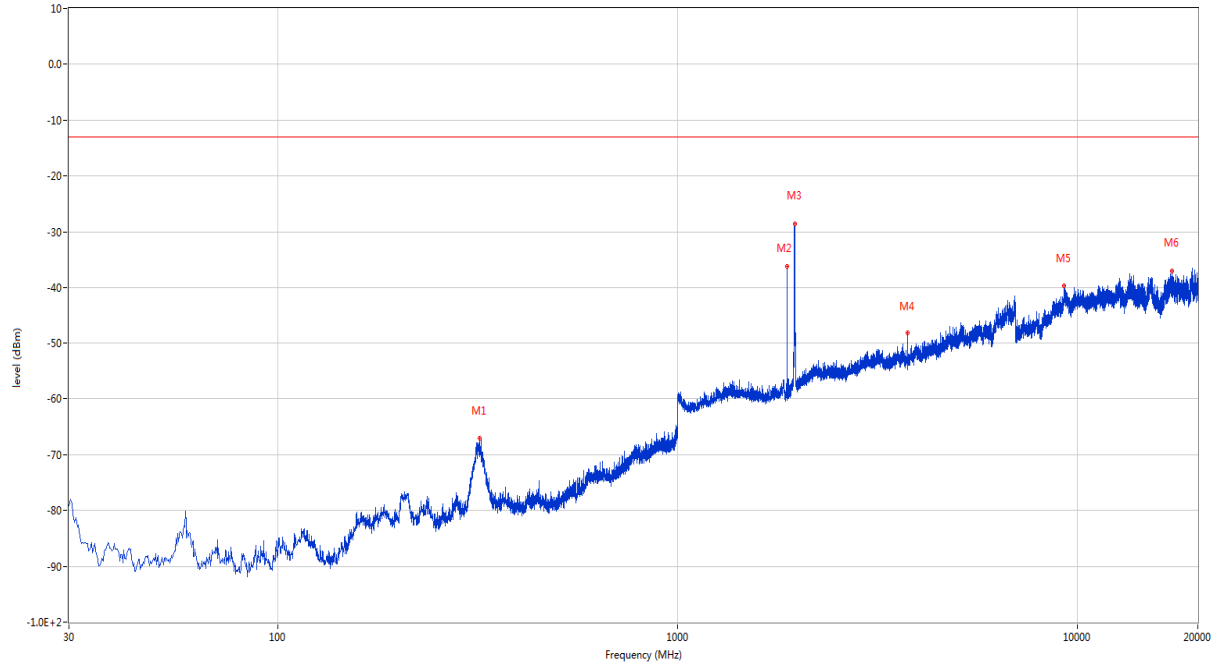
RSE Test case_FCC PART22&24&27_FCC PART 24_1900_GSM 1900&WCDMA B2&CDMA BC1<E B2&25



Frequency (MHz)	Result (dBm)	Factor (dB)	PK Limit (dBm)	Over Limit (dB)	Table (o)	ANT	EUT	Verdict
321.728	-75.59	-12.07	-13.0	-62.59	32.00	Horizontal	Horizontal	Pass
1876.000	-35.04	-3.72	-13.0	-22.04	282.00	Horizontal	Horizontal	N/A
1963.000	-25.14	-3.67	-13.0	-12.14	135.00	Horizontal	Horizontal	N/A
3752.000	-47.98	4.17	-13.0	-34.98	290.00	Horizontal	Horizontal	Pass
12734.188	-37.27	19.87	-13.0	-24.27	8.00	Horizontal	Horizontal	Pass
18240.063	-36.27	17.38	-13.0	-23.27	63.00	Horizontal	Horizontal	Pass

RSE-H&V LTE Band 2 BW10 CH18900

RSE Test case_FCC PART22&24&27_FCC PART 24_1900_GSM 1900&WCDMA B2&CDMA BC1<E B2&25

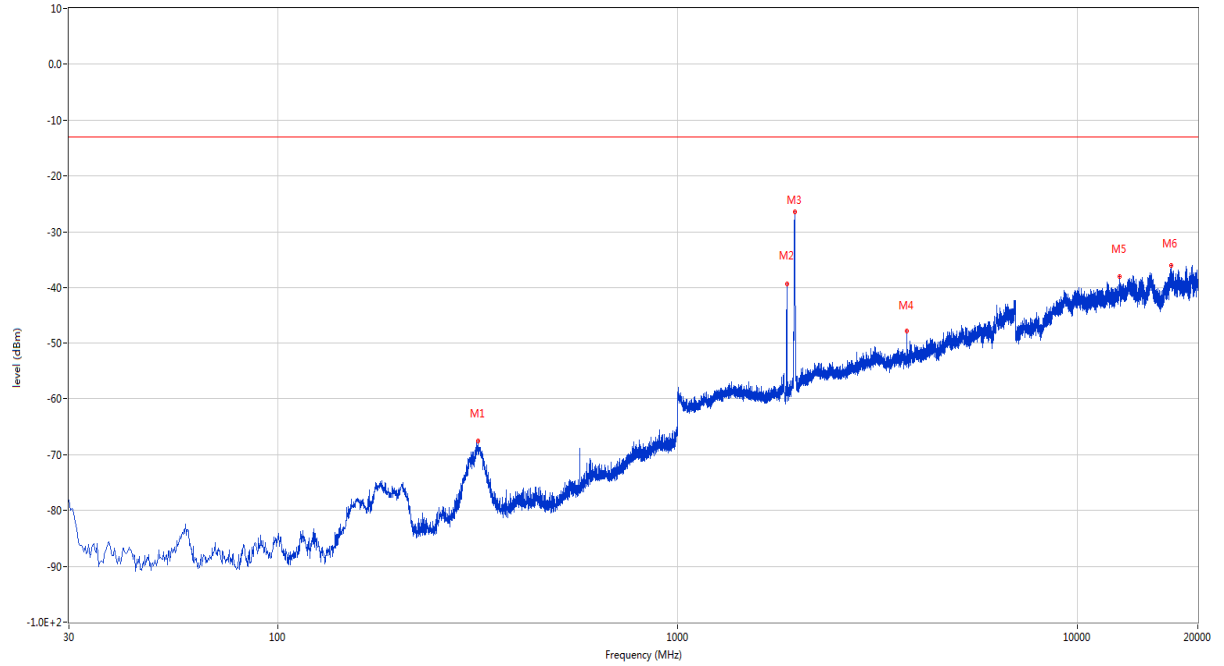


Frequency (MHz)	Result (dBm)	Factor (dB)	PK Limit (dBm)	Over Limit (dB)	Table (o)	ANT	EUT	Verdict
319.788	-67.13	-12.01	-13.0	-54.13	200.00	Horizontal	Vertical	Pass
1876.000	-36.22	-3.72	-13.0	-23.22	179.00	Horizontal	Vertical	N/A
1964.500	-28.47	-3.71	-13.0	-15.47	145.00	Horizontal	Vertical	N/A
3752.000	-48.18	4.17	-13.0	-35.18	93.00	Horizontal	Vertical	Pass
9255.437	-39.57	17.13	-13.0	-26.57	136.00	Horizontal	Vertical	Pass
17216.000	-37.00	18.17	-13.0	-24.00	351.00	Horizontal	Vertical	Pass

10.5 LTE Band 2 BW15, Middle Channel

RSE-H&H LTE Band 2 BW15 CH18900

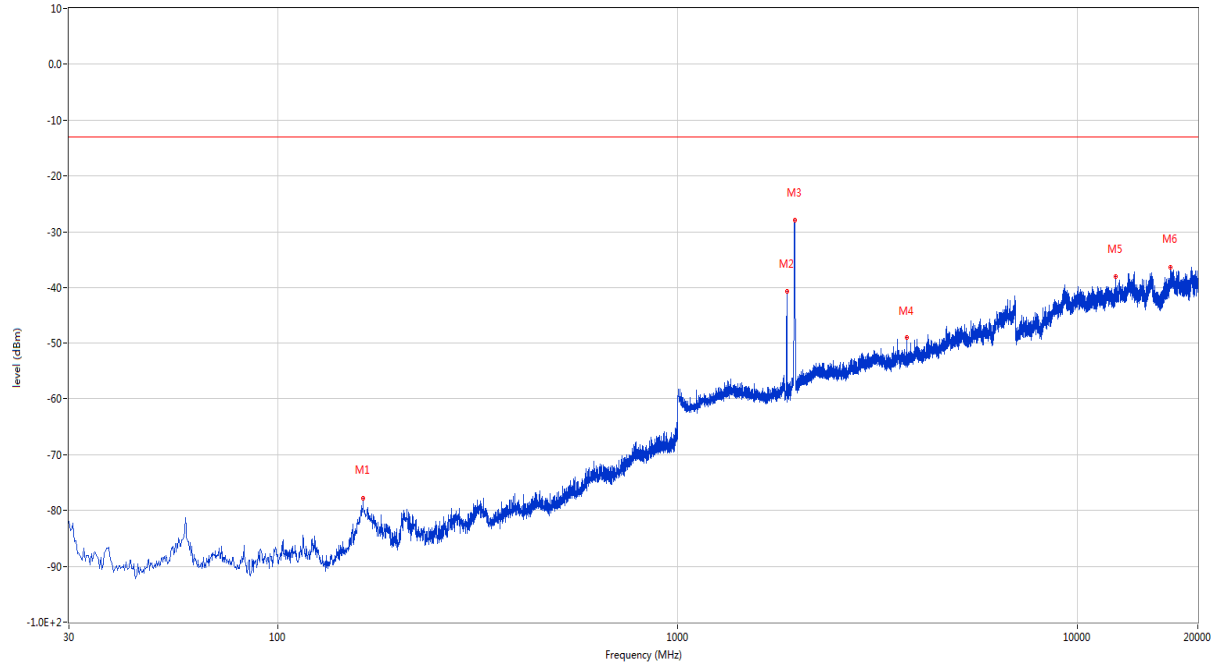
RSE Test case_FCC PART22&24&27_FCC PART 24_1900_GSM 1900&WCDMA B2&CDMA BC1<E B2&25



Frequency (MHz)	Result (dBm)	Factor (dB)	PK Limit (dBm)	Over Limit (dB)	Table (o)	ANT	EUT	Verdict
316.392	-67.55	-12.22	-13.0	-54.55	196.00	Horizontal	Horizontal	Pass
1874.000	-39.23	-3.71	-13.0	-26.23	282.00	Horizontal	Horizontal	N/A
1964.000	-26.42	-3.72	-13.0	-13.42	140.00	Horizontal	Horizontal	N/A
3747.000	-47.91	4.03	-13.0	-34.91	292.00	Horizontal	Horizontal	Pass
12766.312	-37.95	19.66	-13.0	-24.95	304.00	Horizontal	Horizontal	Pass
17192.438	-36.05	18.52	-13.0	-23.05	83.00	Horizontal	Horizontal	Pass

RSE-H&V LTE Band 2 BW15 CH18900

RSE Test case_FCC PART22&24&27_FCC PART 24_1900_GSM 1900&WCDMA B2&CDMA BC1<E B2&25

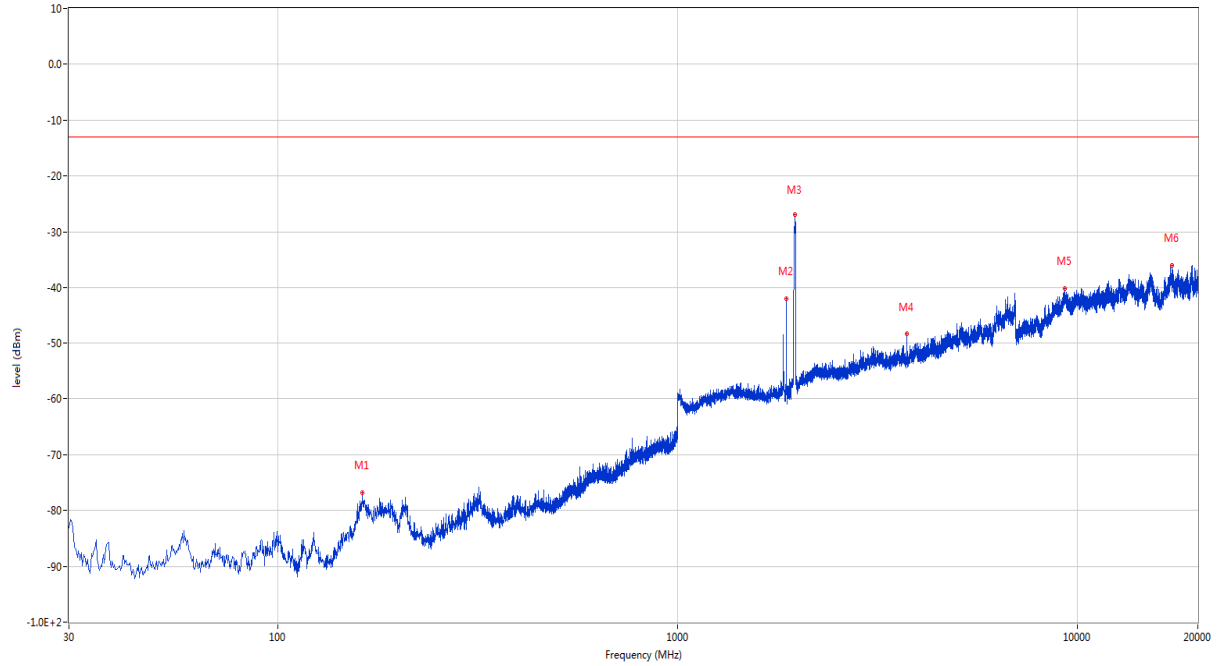


Frequency (MHz)	Result (dBm)	Factor (dB)	PK Limit (dBm)	Over Limit (dB)	Table (o)	ANT	EUT	Verdict
163.375	-77.76	-15.32	-13.0	-64.76	57.00	Horizontal	Vertical	Pass
1874.000	-40.65	-3.71	-13.0	-27.65	174.00	Horizontal	Vertical	N/A
1966.500	-27.92	-3.67	-13.0	-14.92	129.00	Horizontal	Vertical	N/A
3747.000	-49.13	4.03	-13.0	-36.13	217.00	Horizontal	Vertical	Pass
12452.437	-38.04	18.87	-13.0	-25.04	146.00	Horizontal	Vertical	Pass
17103.625	-36.40	19.38	-13.0	-23.40	159.00	Horizontal	Vertical	Pass

10.6 LTE Band 2 BW20, Middle Channel

RSE-H&H LTE Band 2 BW20 CH18900

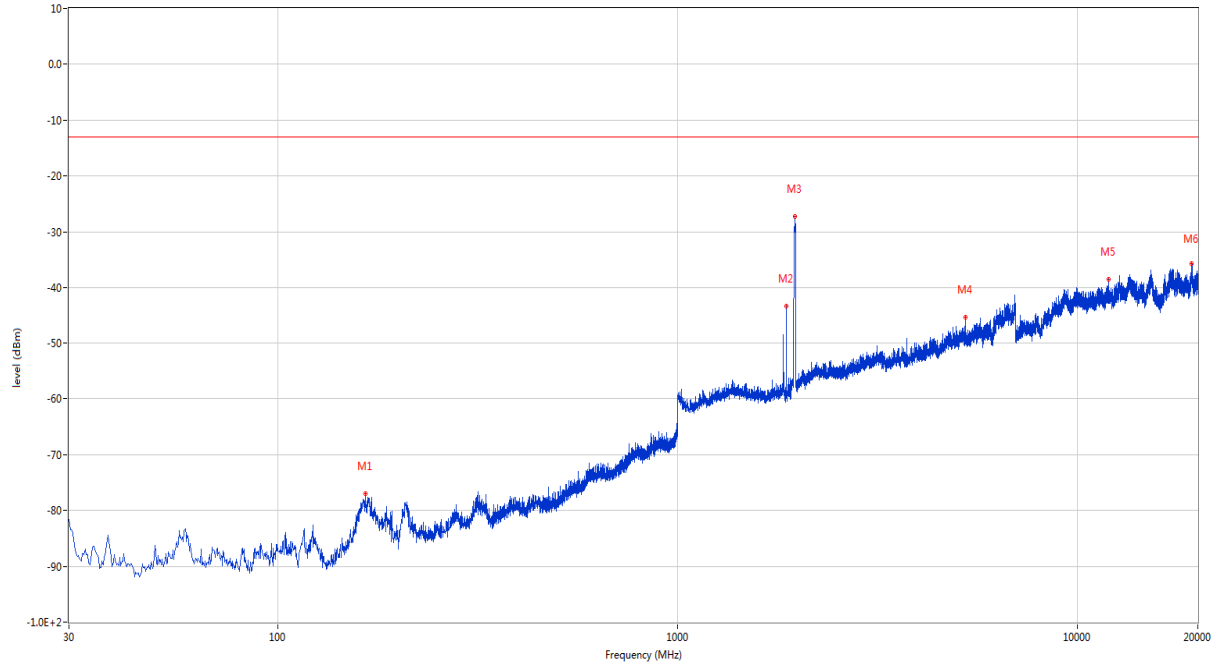
RSE Test case_FCC PART22&24&27_FCC PART 24_1900_GSM 1900&WCDMA B2&CDMA BC1<E B2&25



Frequency (MHz)	Result (dBm)	Factor (dB)	PK Limit (dBm)	Over Limit (dB)	Table (o)	ANT	EUT	Verdict
162.405	-76.92	-15.40	-13.0	-63.92	174.00	Horizontal	Horizontal	Pass
1871.500	-41.91	-3.71	-13.0	-28.91	283.00	Horizontal	Horizontal	N/A
1968.000	-26.95	-3.61	-13.0	-13.95	138.00	Horizontal	Horizontal	N/A
3743.000	-48.35	4.05	-13.0	-35.35	320.00	Horizontal	Horizontal	Pass
9297.125	-40.15	17.64	-13.0	-27.15	15.00	Horizontal	Horizontal	Pass
17216.000	-35.93	18.17	-13.0	-22.93	88.00	Horizontal	Horizontal	Pass

RSE-H&V LTE Band 2 BW20 CH18900

RSE Test case_FCC PART22&24&27_FCC PART 24_1900_GSM 1900&WCDMA B2&CDMA BC1<E B2&25



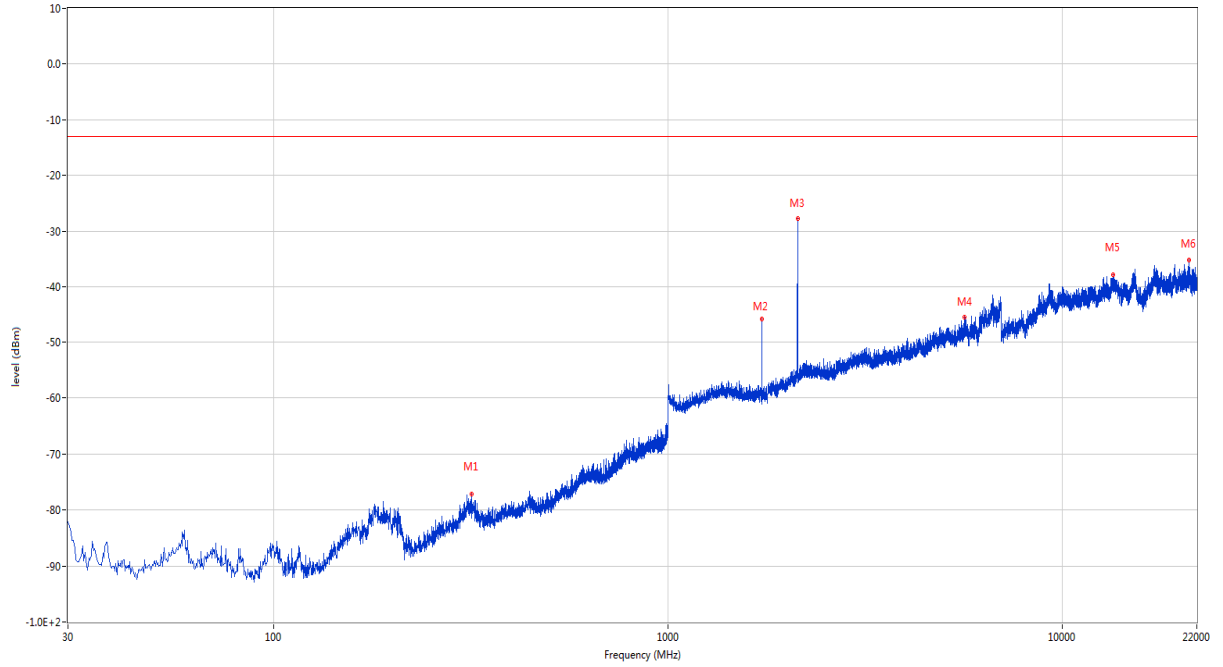
Frequency (MHz)	Result (dBm)	Factor (dB)	PK Limit (dBm)	Over Limit (dB)	Table (o)	ANT	EUT	Verdict
165.557	-76.96	-15.15	-13.0	-63.96	30.00	Horizontal	Vertical	Pass
1871.500	-43.25	-3.71	-13.0	-30.25	187.00	Horizontal	Vertical	N/A
1962.500	-27.29	-3.64	-13.0	-14.29	291.00	Horizontal	Vertical	N/A
5245.000	-45.31	7.56	-13.0	-32.31	53.00	Horizontal	Vertical	Pass
11972.312	-38.40	17.93	-13.0	-25.40	181.00	Horizontal	Vertical	Pass
19253.250	-35.67	22.46	-13.0	-22.67	229.00	Horizontal	Vertical	Pass

11 LTE Band 4

11.1 LTE Band 4 BW1.4, Middle Channel

RSE-H&H LTE Band 4 BW1.4 CH20175

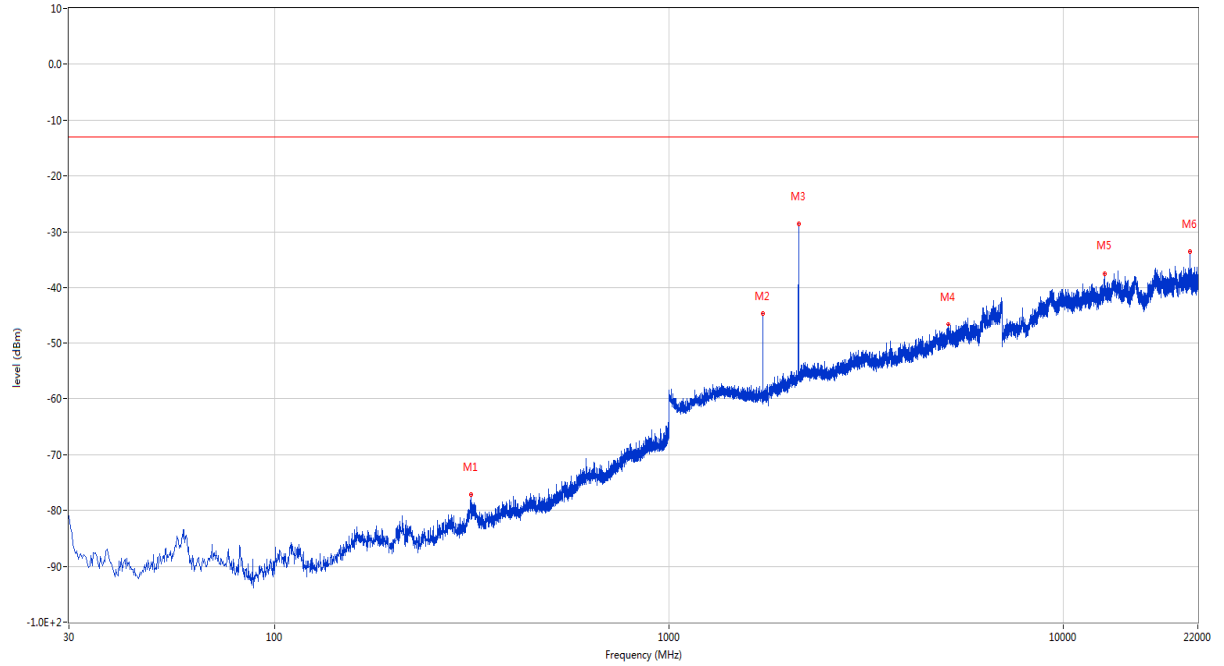
RSE Test case_FCC PART22824&27_FCC PART 27_1700_WCDMA B4<E B4



Frequency (MHz)	Result (dBm)	Factor (dB)	PK Limit (dBm)	Over Limit (dB)	Table (o)	ANT	EUT	Verdict
317.605	-77.15	-12.16	-13.0	-64.15	10.00	Horizontal	Horizontal	Pass
1732.500	-45.79	-4.11	-13.0	-32.79	223.00	Horizontal	Horizontal	N/A
2133.000	-27.64	-2.25	-13.0	-14.64	134.00	Horizontal	Horizontal	N/A
5671.000	-45.47	8.58	-13.0	-32.47	100.00	Horizontal	Horizontal	Pass
13503.875	-37.81	19.12	-13.0	-24.81	329.00	Horizontal	Horizontal	Pass
21040.312	-35.08	23.27	-13.0	-22.08	357.00	Horizontal	Horizontal	Pass

RSE-H&V LTE Band 4 BW1.4 CH20175

RSE Test case_FCC PART22&24&27_FCC PART 27_1700_WCDMA B4<E B4

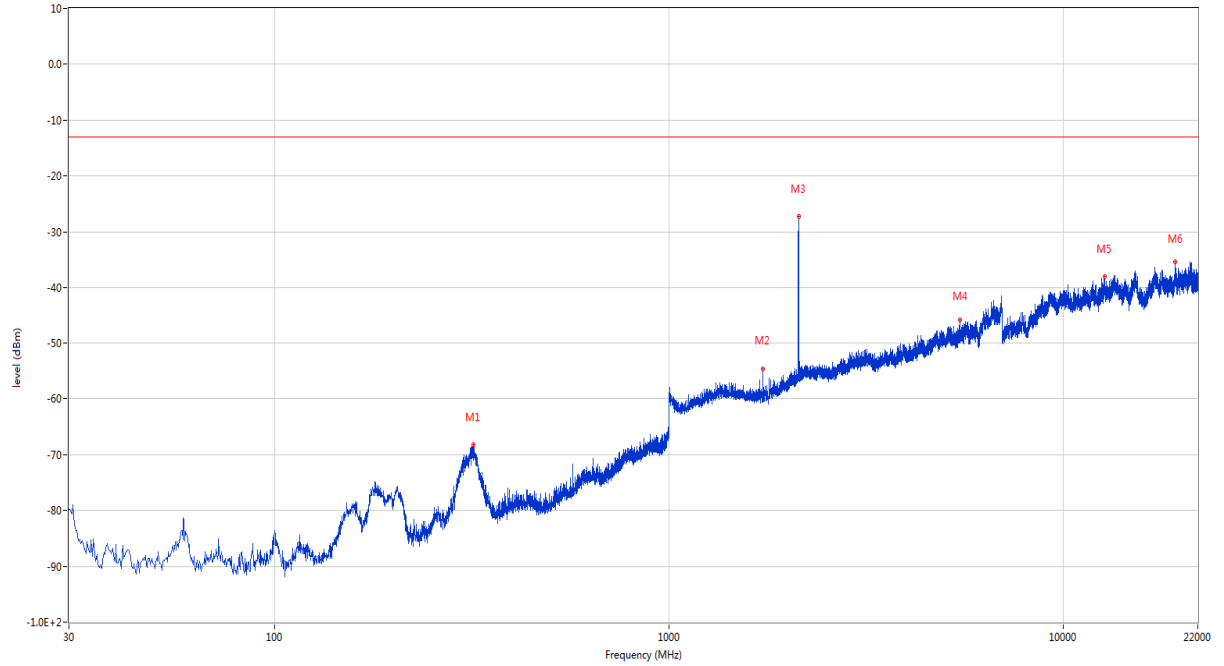


Frequency (MHz)	Result (dBm)	Factor (dB)	PK Limit (dBm)	Over Limit (dB)	Table (o)	ANT	EUT	Verdict
313.967	-77.19	-12.33	-13.0	-64.19	60.00	Horizontal	Vertical	Pass
1732.500	-44.66	-4.11	-13.0	-31.66	165.00	Horizontal	Vertical	N/A
2133.000	-28.54	-2.25	-13.0	-15.54	20.00	Horizontal	Vertical	N/A
5123.000	-46.59	8.32	-13.0	-33.59	35.00	Horizontal	Vertical	Pass
12752.312	-37.50	20.28	-13.0	-24.50	87.00	Horizontal	Vertical	Pass
21047.251	-33.56	23.27	-13.0	-20.56	259.00	Horizontal	Vertical	Pass

11.2 LTE Band 4 BW3, Middle Channel

RSE-H&H LTE Band 4 BW3 CH20175

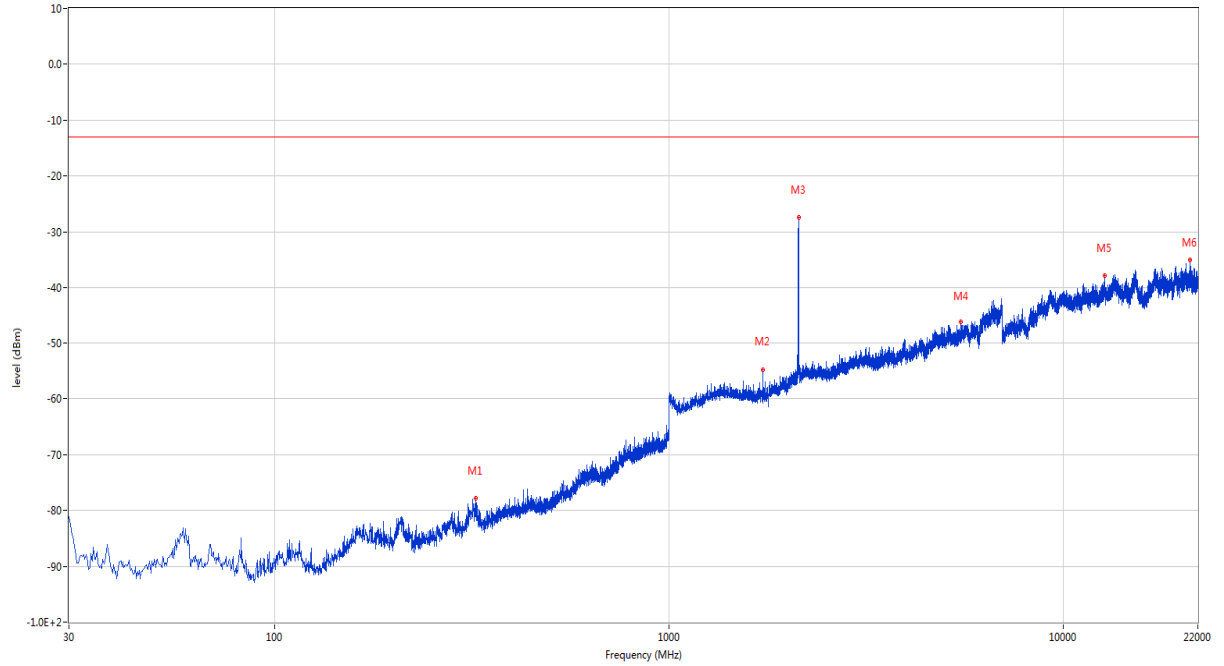
RSE Test case_FCC PART22&24&27_FCC PART 27_1700_WCDMA B4<E B4



Frequency (MHz)	Result (dBm)	Factor (dB)	PK Limit (dBm)	Over Limit (dB)	Table (o)	ANT	EUT	Verdict
319.060	-68.20	-12.12	-13.0	-55.20	197.00	Horizontal	Horizontal	Pass
1732.000	-54.63	-4.11	-13.0	-41.63	205.00	Horizontal	Horizontal	N/A
2132.500	-27.25	-2.28	-13.0	-14.25	33.00	Horizontal	Horizontal	N/A
5468.000	-45.83	8.12	-13.0	-32.83	120.00	Horizontal	Horizontal	Pass
12780.063	-37.89	19.07	-13.0	-24.89	84.00	Horizontal	Horizontal	Pass
19278.186	-35.31	23.39	-13.0	-22.31	40.00	Horizontal	Horizontal	Pass

RSE-H&V LTE Band 4 BW3 CH20175

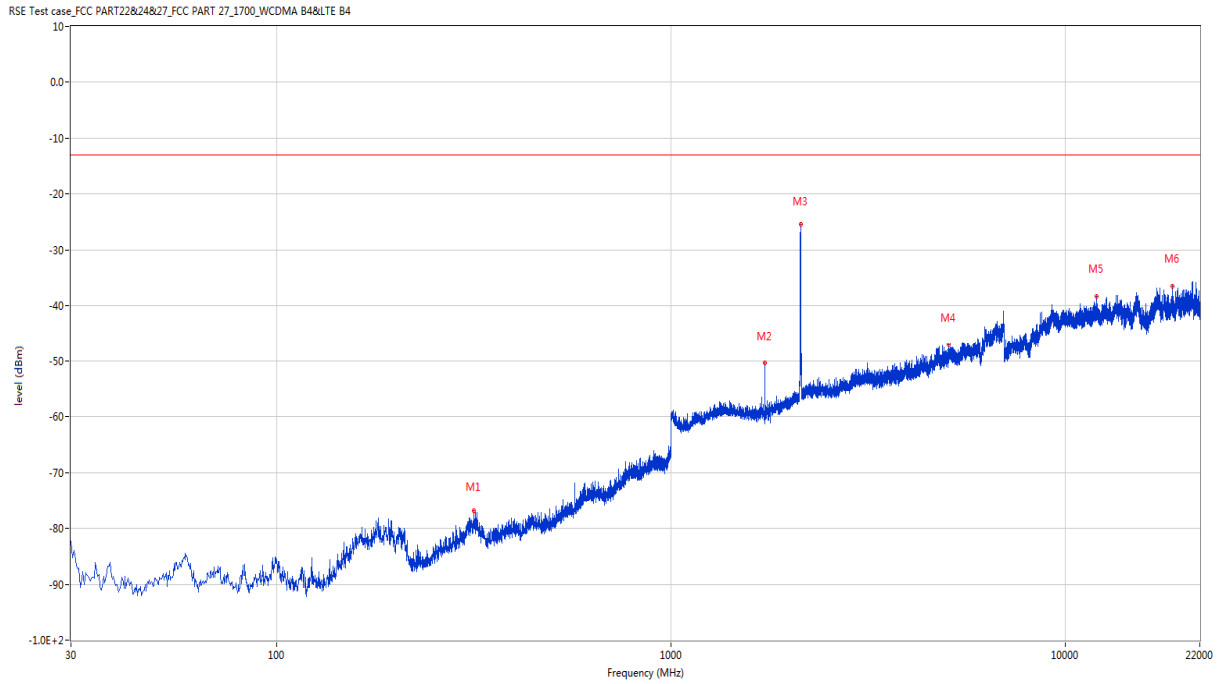
RSE Test case_FCC PART22&24&27_FCC PART 27_1700_WCDMA B4<E B4



Frequency (MHz)	Result (dBm)	Factor (dB)	PK Limit (dBm)	Over Limit (dB)	Table (o)	ANT	EUT	Verdict
322.698	-77.87	-12.01	-13.0	-64.87	198.00	Horizontal	Vertical	Pass
1731.500	-54.77	-4.11	-13.0	-41.77	165.00	Horizontal	Vertical	N/A
2134.000	-27.41	-2.18	-13.0	-14.41	46.00	Horizontal	Vertical	N/A
5513.000	-46.04	8.10	-13.0	-33.04	340.00	Horizontal	Vertical	Pass
12750.000	-38.59	20.38	-13.0	-25.59	223.00	Horizontal	Vertical	Pass
21044.937	-34.98	23.27	-13.0	-21.98	337.00	Horizontal	Vertical	Pass

11.3 LTE Band 4 BW5, Middle Channel

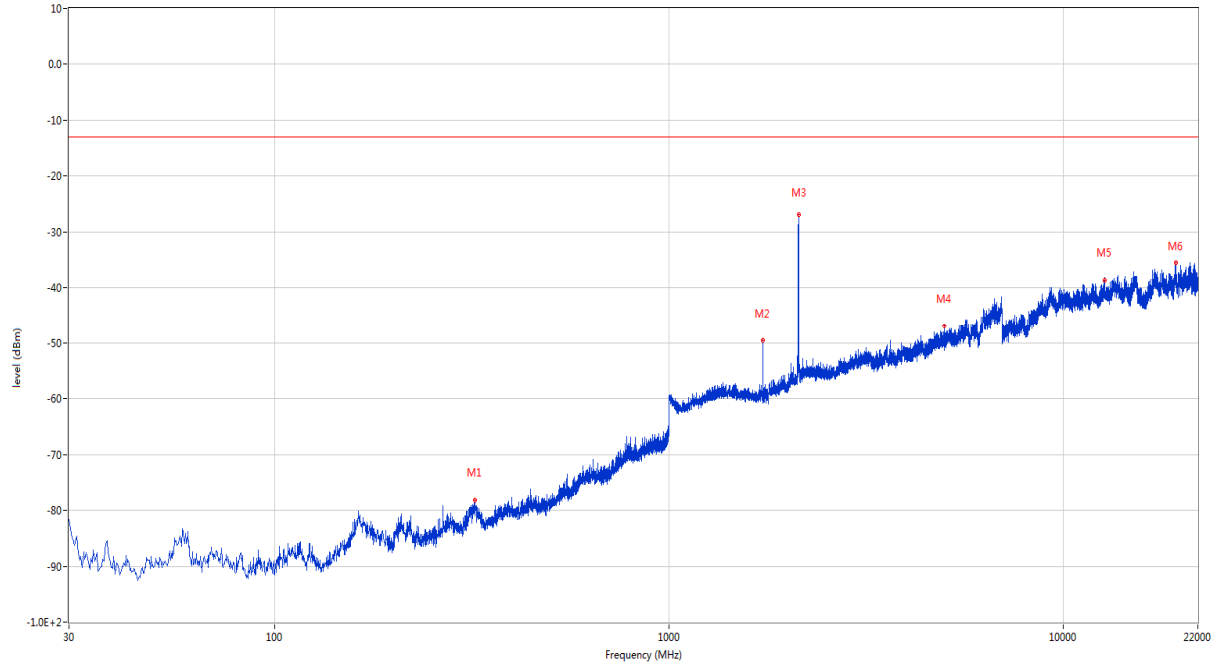
RSE-H&H LTE Band 4 BW5 CH20175



Frequency (MHz)	Result (dBm)	Factor (dB)	PK Limit (dBm)	Over Limit (dB)	Table (o)	ANT	EUT	Verdict
315.665	-76.90	-12.28	-13.0	-63.90	193.00	Horizontal	Horizontal	Pass
1731.000	-50.41	-4.12	-13.0	-37.41	213.00	Horizontal	Horizontal	N/A
2132.500	-25.46	-2.28	-13.0	-12.46	28.00	Horizontal	Horizontal	N/A
5074.000	-47.04	7.87	-13.0	-34.04	62.00	Horizontal	Horizontal	Pass
12019.750	-38.35	18.07	-13.0	-25.35	148.00	Horizontal	Horizontal	Pass
18720.874	-36.52	20.79	-13.0	-23.52	301.00	Horizontal	Horizontal	Pass

RSE-H&V LTE Band 4 BW5 CH20175

RSE Test case_FCC PART22&24&27_FCC PART 27_1700_WCDMA B4<E B4

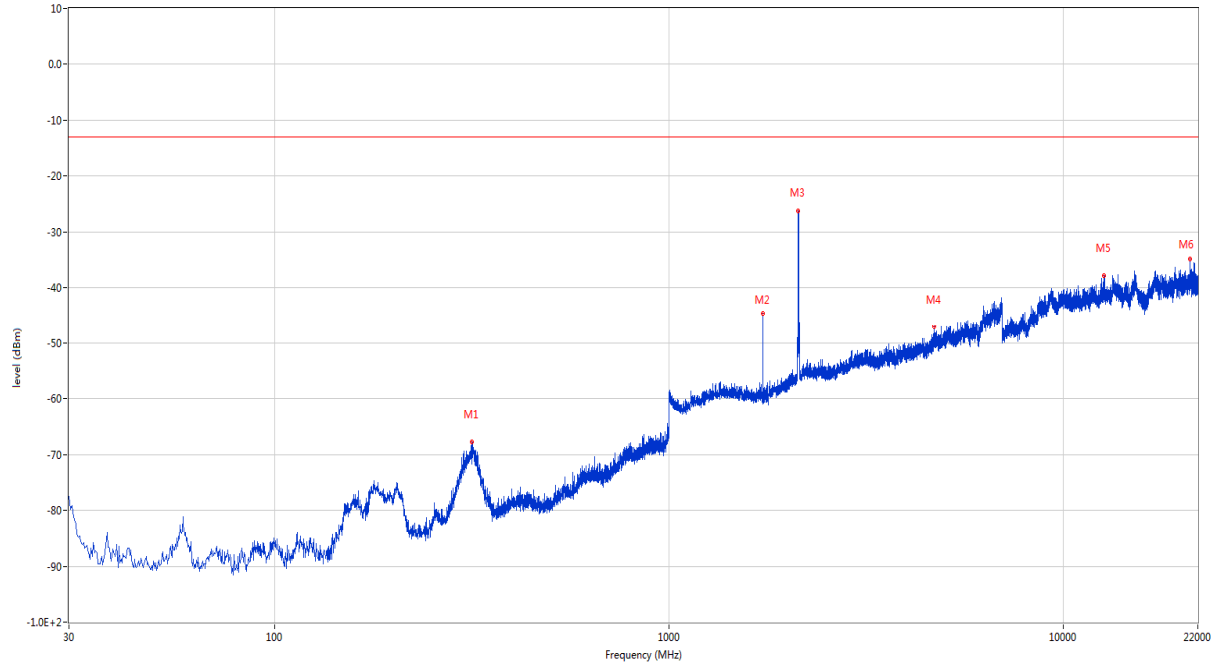


Frequency (MHz)	Result (dBm)	Factor (dB)	PK Limit (dBm)	Over Limit (dB)	Table (o)	ANT	EUT	Verdict
321.242	-78.22	-12.10	-13.0	-65.22	213.00	Horizontal	Vertical	Pass
1731.000	-49.57	-4.12	-13.0	-36.57	165.00	Horizontal	Vertical	N/A
2132.500	-26.81	-2.28	-13.0	-13.81	137.00	Horizontal	Vertical	N/A
4997.000	-46.91	7.90	-13.0	-33.91	360.00	Horizontal	Vertical	Pass
12750.000	-38.64	20.38	-13.0	-25.64	284.00	Horizontal	Vertical	Pass
19331.375	-35.55	24.37	-13.0	-22.55	234.00	Horizontal	Vertical	Pass

11.4 LTE Band 4 BW10, Middle Channel

RSE-H&H LTE Band 4 BW10 CH20175

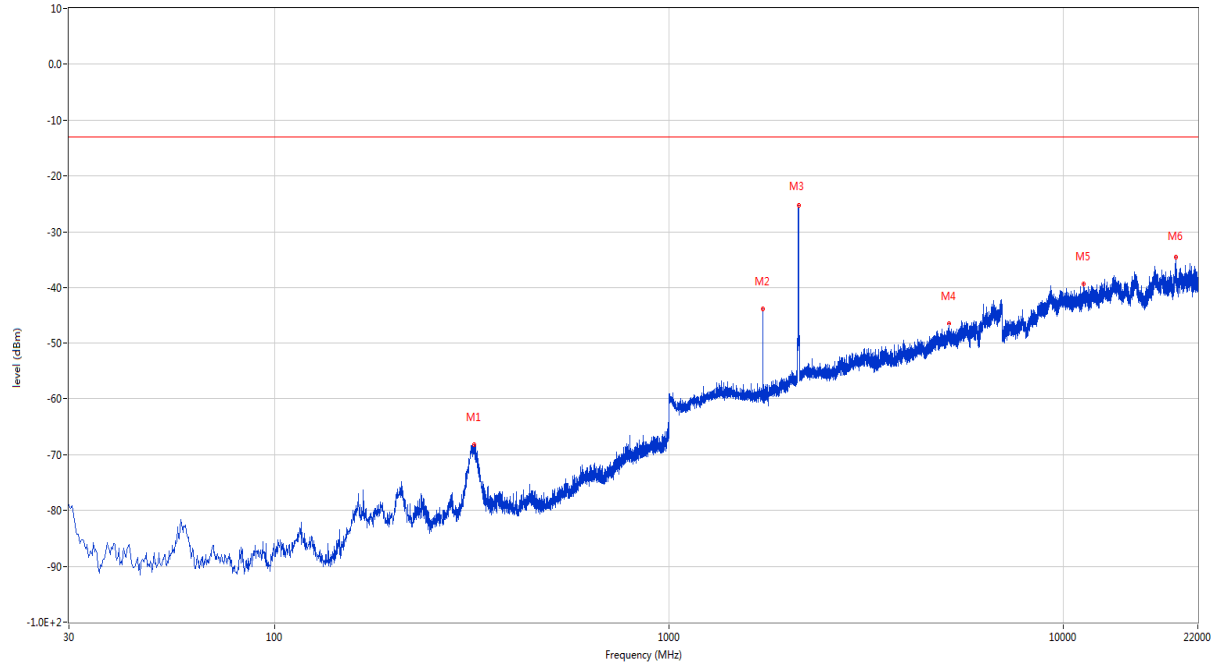
RSE Test case_FCC PART228&248&27_FCC PART 27.1700_WCDMA B4<E B4



Frequency (MHz)	Result (dBm)	Factor (dB)	PK Limit (dBm)	Over Limit (dB)	Table (o)	ANT	EUT	Verdict
316.150	-67.82	-12.24	-13.0	-54.82	195.00	Horizontal	Horizontal	Pass
1728.500	-44.54	-4.12	-13.0	-31.54	204.00	Horizontal	Horizontal	N/A
2131.000	-26.19	-2.33	-13.0	-13.19	128.00	Horizontal	Horizontal	N/A
4717.000	-46.99	7.11	-13.0	-33.99	98.00	Horizontal	Horizontal	Pass
12708.312	-37.81	18.91	-13.0	-24.81	84.00	Horizontal	Horizontal	Pass
21035.688	-34.85	23.26	-13.0	-21.85	94.00	Horizontal	Horizontal	Pass

RSE-H&V LTE Band 4 BW10 CH20175

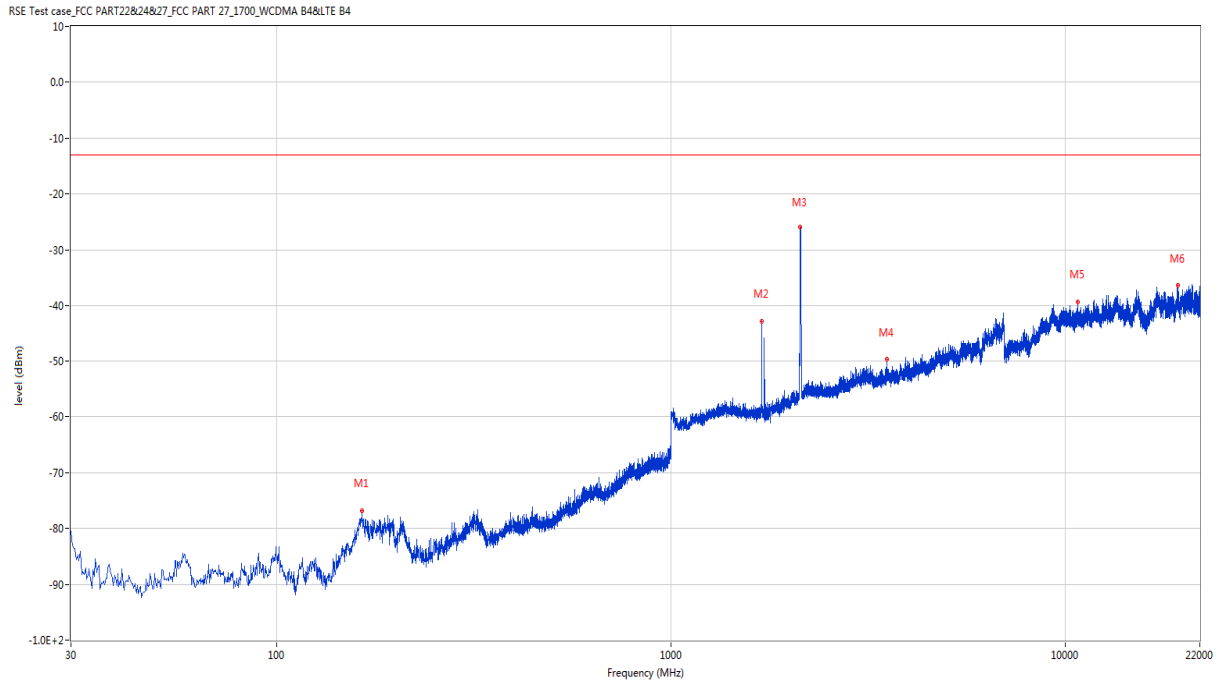
RSE Test case_FCC PART228&248&27_FCC PART 27_1700_WCDMA B4<E B4



Frequency (MHz)	Result (dBm)	Factor (dB)	PK Limit (dBm)	Over Limit (dB)	Table (o)	ANT	EUT	Verdict
320.758	-68.29	-12.10	-13.0	-55.29	184.00	Horizontal	Vertical	Pass
1728.500	-43.84	-4.12	-13.0	-30.84	179.00	Horizontal	Vertical	N/A
2136.500	-25.24	-2.08	-13.0	-12.24	38.00	Horizontal	Vertical	N/A
5139.000	-46.49	7.87	-13.0	-33.49	265.00	Horizontal	Vertical	Pass
11278.000	-39.26	17.91	-13.0	-26.26	260.00	Horizontal	Vertical	Pass
19326.751	-34.58	24.40	-13.0	-21.58	4.00	Horizontal	Vertical	Pass

11.5 LTE Band 4 BW15, Middle Channel

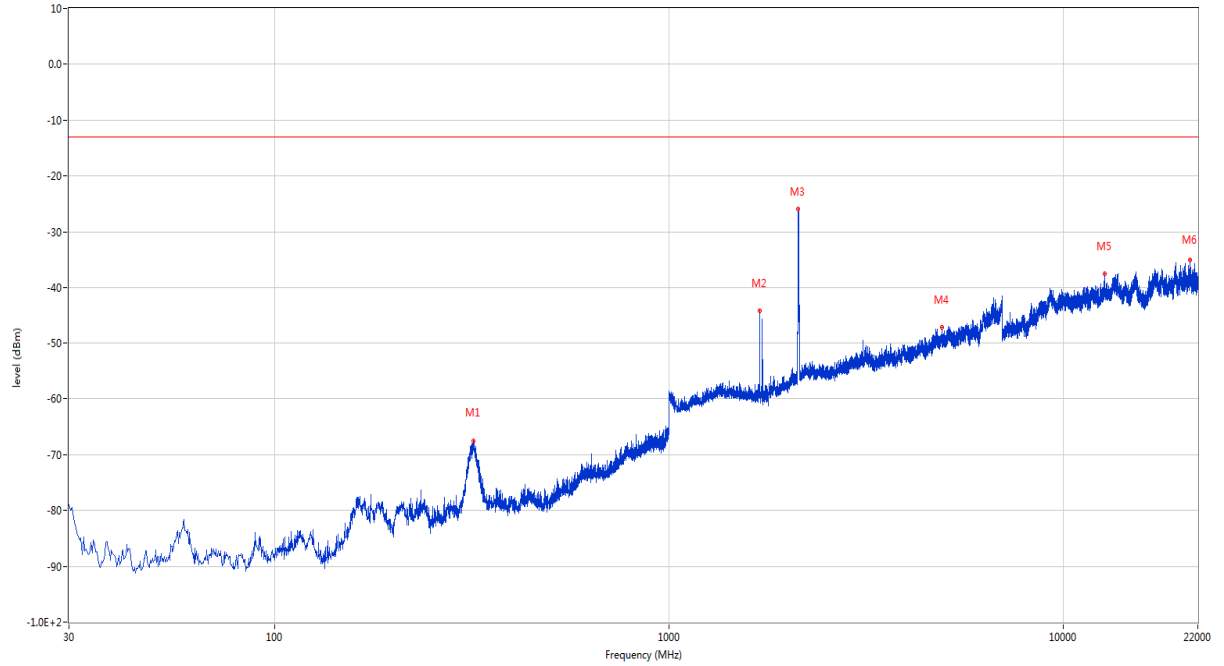
RSE-H&H LTE Band 4 BW15 CH20175



Frequency (MHz)	Result (dBm)	Factor (dB)	PK Limit (dBm)	Over Limit (dB)	Table (o)	ANT	EUT	Verdict
164.587	-76.80	-15.24	-13.0	-63.80	360.00	Horizontal	Horizontal	Pass
1700.000	-42.77	-4.28	-13.0	-29.77	212.00	Horizontal	Horizontal	N/A
2128.000	-25.88	-2.27	-13.0	-12.88	38.00	Horizontal	Horizontal	N/A
3535.000	-49.78	4.69	-13.0	-36.78	323.00	Horizontal	Horizontal	Pass
10783.500	-39.23	16.81	-13.0	-26.23	339.00	Horizontal	Horizontal	Pass
19315.188	-36.30	24.41	-13.0	-23.30	330.00	Horizontal	Horizontal	Pass

RSE-H&V LTE Band 4 BW15 CH20175

RSE Test case_FCC PART22&24&27_FCC PART 27_1700_WCDMA B4<E B4

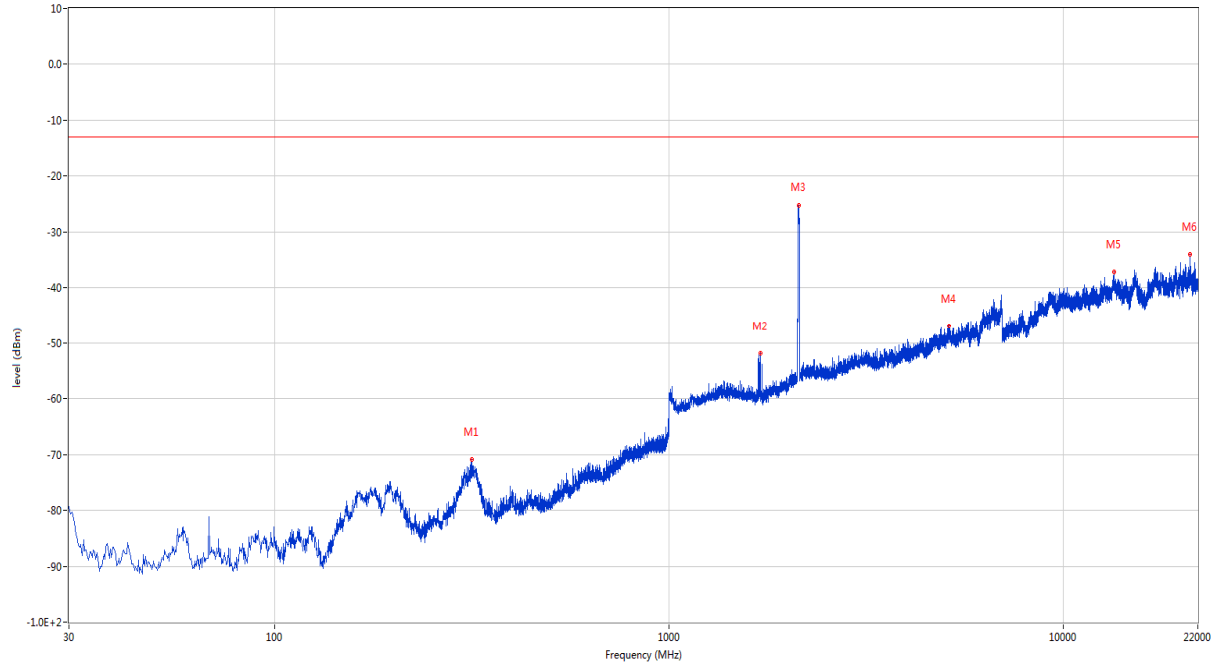


Frequency (MHz)	Result (dBm)	Factor (dB)	PK Limit (dBm)	Over Limit (dB)	Table (o)	ANT	EUT	Verdict
318.575	-67.52	-12.13	-13.0	-54.52	206.00	Horizontal	Vertical	Pass
1699.500	-44.10	-4.40	-13.0	-31.10	333.00	Horizontal	Vertical	N/A
2127.000	-25.94	-2.24	-13.0	-12.94	33.00	Horizontal	Vertical	N/A
4943.000	-47.27	7.52	-13.0	-34.27	107.00	Horizontal	Vertical	Pass
12761.562	-37.42	19.87	-13.0	-24.42	322.00	Horizontal	Vertical	Pass
21061.124	-35.04	23.27	-13.0	-22.04	173.00	Horizontal	Vertical	Pass

11.6 LTE Band 4 BW20, Middle Channel

RSE-H&H LTE Band 4 BW20 CH20175

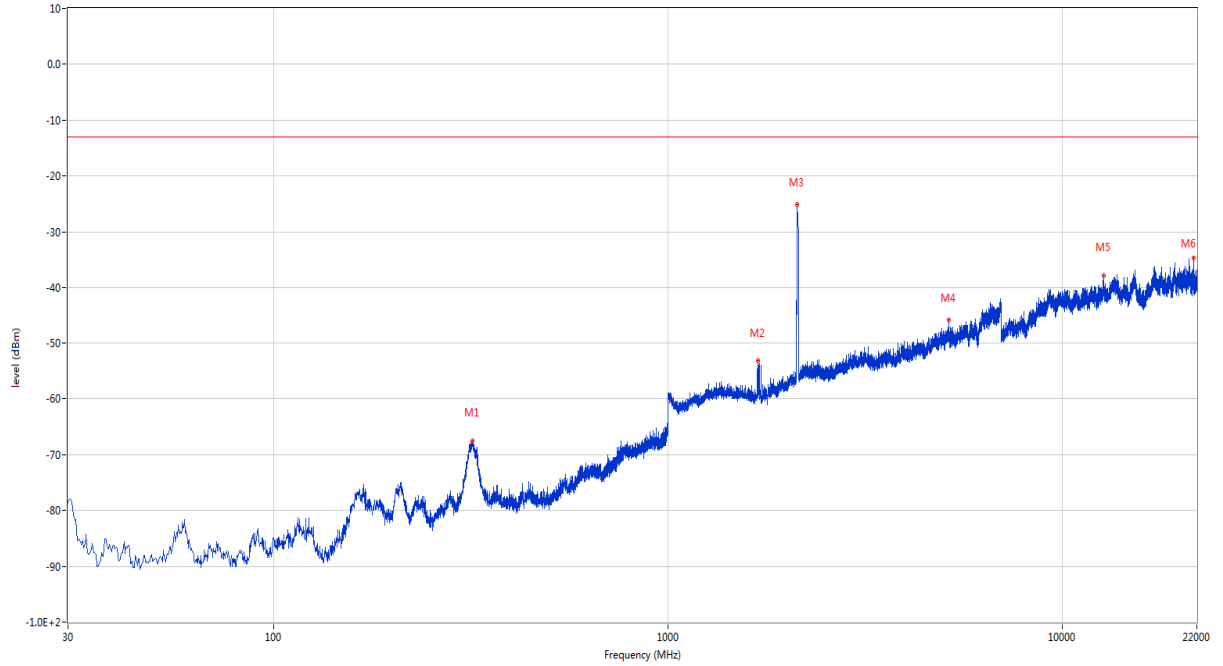
RSE Test case_FCC PART228&248&27_FCC PART 27_1700_WCDMA B4<E B4



Frequency (MHz)	Result (dBm)	Factor (dB)	PK Limit (dBm)	Over Limit (dB)	Table (o)	ANT	EUT	Verdict
315.665	-70.91	-12.28	-13.0	-57.91	214.00	Horizontal	Horizontal	Pass
1706.500	-51.94	-4.20	-13.0	-38.94	228.00	Horizontal	Horizontal	N/A
2135.500	-25.29	-2.10	-13.0	-12.29	130.00	Horizontal	Horizontal	N/A
5133.000	-46.97	8.20	-13.0	-33.97	144.00	Horizontal	Horizontal	Pass
13462.250	-37.06	19.12	-13.0	-24.06	259.00	Horizontal	Horizontal	Pass
21040.312	-34.04	23.27	-13.0	-21.04	145.00	Horizontal	Horizontal	Pass

RSE-H&V LTE Band 4 BW20 CH20175

RSE Test case_FCC PART22&24&27_FCC PART 27_1700_WCDMA B4<E B4



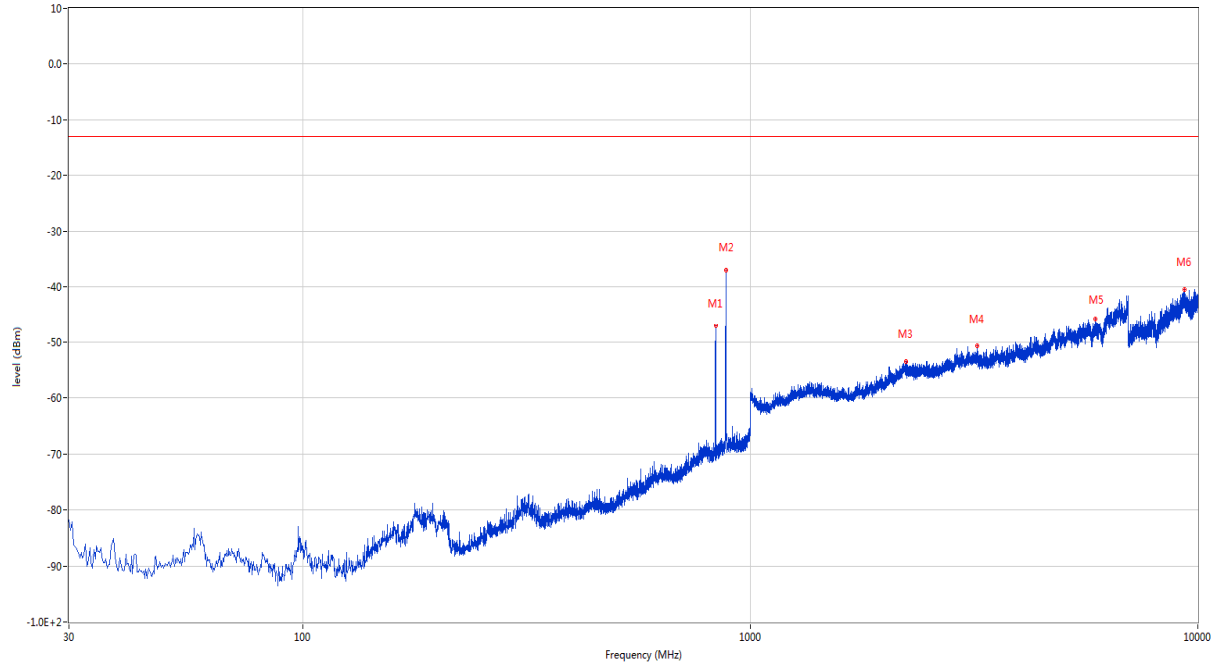
Frequency (MHz)	Result (dBm)	Factor (dB)	PK Limit (dBm)	Over Limit (dB)	Table (o)	ANT	EUT	Verdict
319.060	-67.64	-12.12	-13.0	-54.64	34.00	Horizontal	Vertical	Pass
1688.500	-53.25	-5.12	-13.0	-40.25	354.00	Horizontal	Vertical	N/A
2126.000	-25.14	-2.21	-13.0	-12.14	35.00	Horizontal	Vertical	N/A
5159.000	-45.81	7.84	-13.0	-32.81	360.00	Horizontal	Vertical	Pass
12752.312	-37.79	20.28	-13.0	-24.79	0.00	Horizontal	Vertical	Pass
21611.500	-34.72	23.42	-13.0	-21.72	171.00	Horizontal	Vertical	Pass

12 LTE Band 5

12.1 LTE Band 5 BW1.4, Middle Channel

RSE-H&H LTE Band 5 BW1.4 CH20525

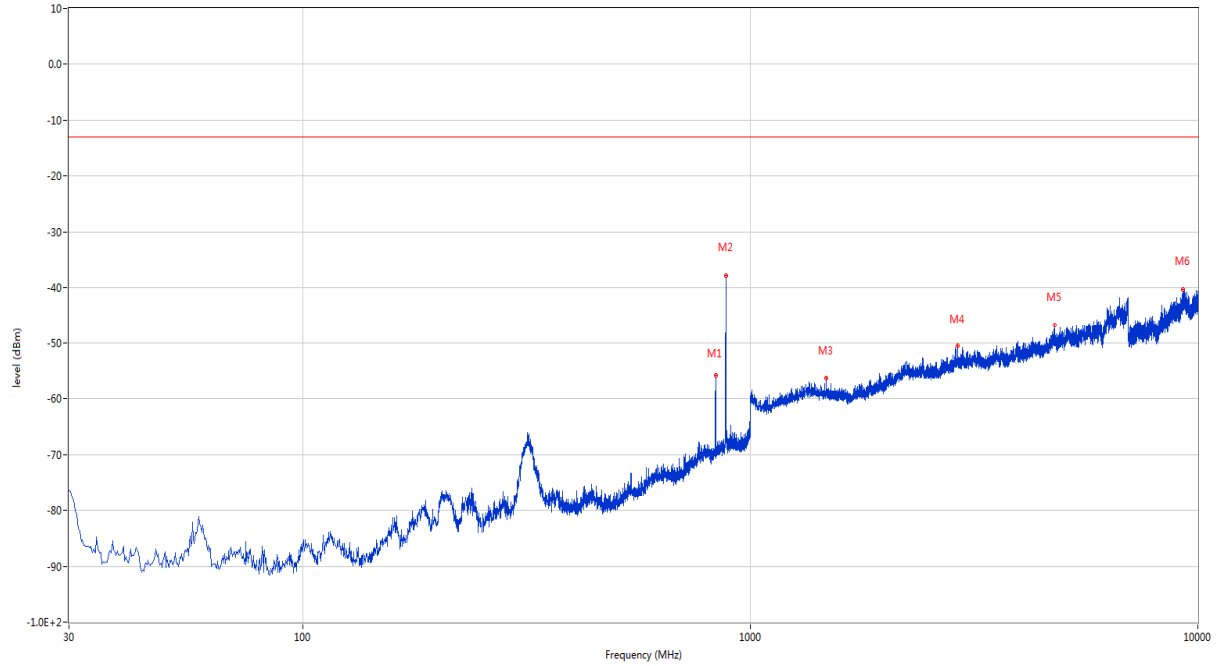
RSE Test case_FCC PART22824&27_FCC PART 22_850_GSM 850&CDMA BC0&WCDMA B5<E B5&26



Frequency (MHz)	Result (dBm)	Factor (dB)	PK Limit (dBm)	Over Limit (dB)	Table (o)	ANT	EUT	Verdict
836.070	-47.07	2.30	-13.0	-34.07	60.00	Horizontal	Horizontal	N/A
881.660	-37.05	2.88	-13.0	-24.05	187.00	Horizontal	Horizontal	N/A
2227.500	-53.47	-0.44	-13.0	-40.47	360.00	Horizontal	Horizontal	Pass
3218.000	-50.76	4.60	-13.0	-37.76	123.00	Horizontal	Horizontal	Pass
5904.000	-45.82	8.30	-13.0	-32.82	331.00	Horizontal	Horizontal	Pass
9322.750	-40.43	17.61	-13.0	-27.43	66.00	Horizontal	Horizontal	Pass

RSE-H&V LTE Band 5 BW1.4 CH20525

RSE Test case_FCC PART22&24&27_FCC PART 22.850_GSM 850&CDMA BC0&WCDMA B5<E B5&25

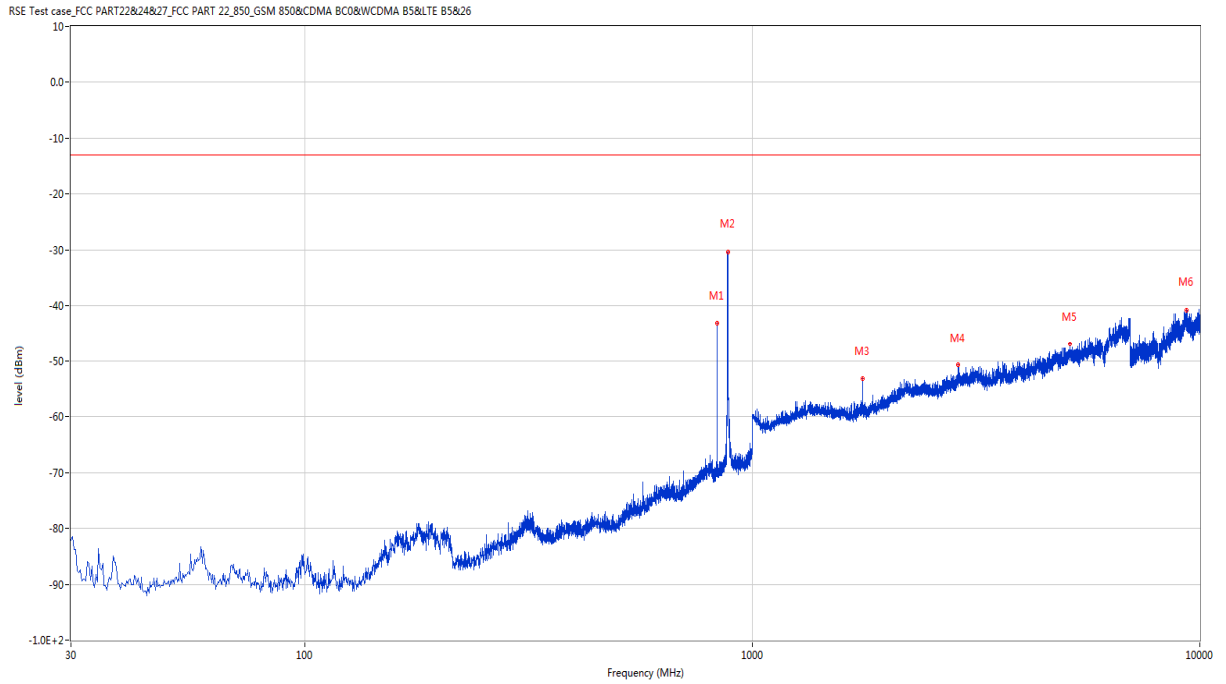


Frequency (MHz)	Result (dBm)	Factor (dB)	PK Limit (dBm)	Over Limit (dB)	Table (o)	ANT	EUT	Verdict
836.070	-55.77	2.30	-13.0	-42.77	16.00	Horizontal	Vertical	N/A
881.660	-37.73	2.88	-13.0	-24.73	0.00	Horizontal	Vertical	N/A
1478.500	-56.39	-4.76	-13.0	-43.39	33.00	Horizontal	Vertical	Pass
2901.500	-50.60	3.37	-13.0	-37.60	340.00	Horizontal	Vertical	Pass
4779.000	-46.69	8.09	-13.0	-33.69	131.00	Horizontal	Vertical	Pass
9262.750	-40.32	17.15	-13.0	-27.32	32.00	Horizontal	Vertical	Pass



12.2 LTE Band 5 BW3, Middle Channel

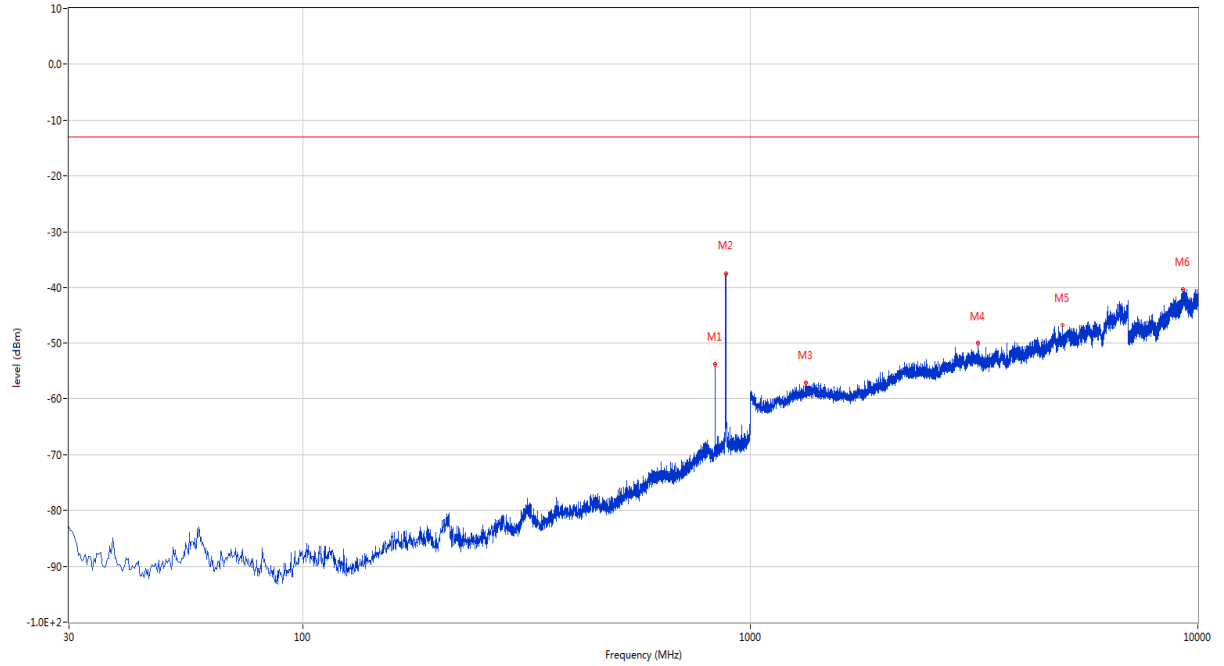
RSE-H&H LTE Band 5 BW3 CH20525



Frequency (MHz)	Result (dBm)	Factor (dB)	PK Limit (dBm)	Over Limit (dB)	Table (o)	ANT	EUT	Verdict
835.343	-43.18	2.28	-13.0	-30.18	56.00	Horizontal	Horizontal	N/A
881.903	-30.35	2.89	-13.0	-17.35	360.00	Horizontal	Horizontal	N/A
1763.000	-53.16	-4.95	-13.0	-40.16	144.00	Horizontal	Horizontal	Pass
2888.000	-50.76	2.02	-13.0	-37.76	159.00	Horizontal	Horizontal	Pass
5124.000	-46.94	8.32	-13.0	-33.94	105.00	Horizontal	Horizontal	Pass
9333.250	-40.85	17.33	-13.0	-27.85	60.00	Horizontal	Horizontal	Pass

RSE-H&V LTE Band 5 BW3 CH20525

RSE Test case_FCC PART22&24&27_FCC PART 22.850_GSM 850&CDMA BC0&WCDMA B5<E B5&25

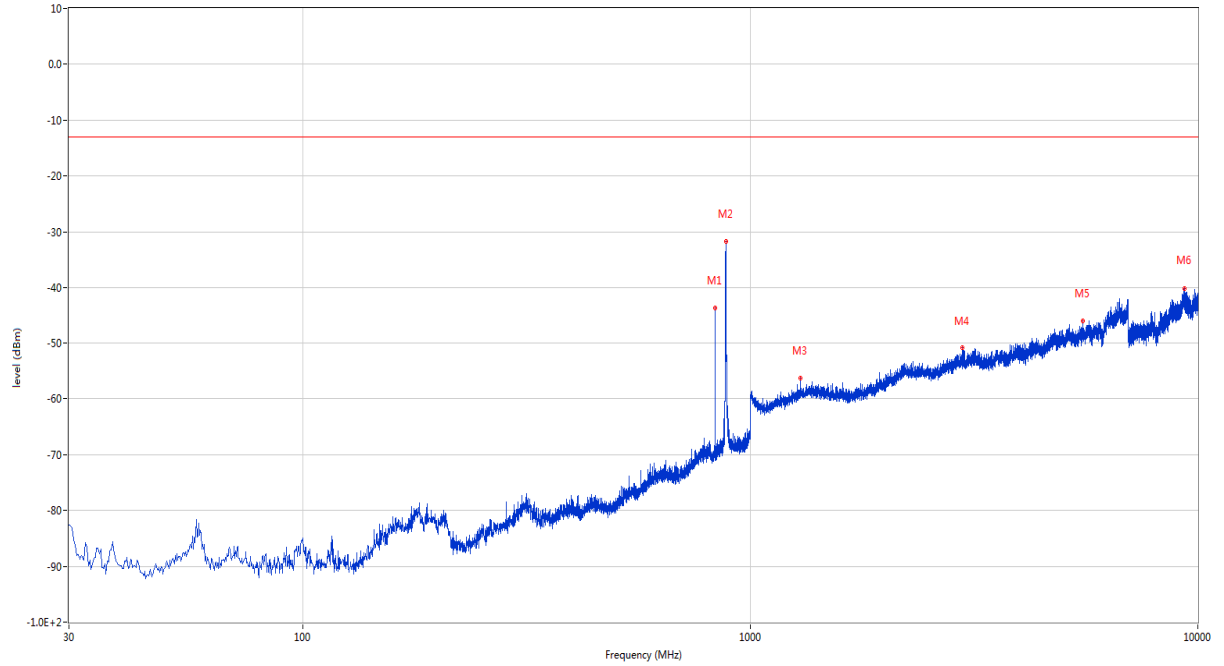


Frequency (MHz)	Result (dBm)	Factor (dB)	PK Limit (dBm)	Over Limit (dB)	Table (o)	ANT	EUT	Verdict
835.343	-53.92	2.28	-13.0	-40.92	206.00	Horizontal	Vertical	N/A
882.145	-37.40	2.90	-13.0	-24.40	360.00	Horizontal	Vertical	N/A
1330.000	-57.19	-4.29	-13.0	-44.19	235.00	Horizontal	Vertical	Pass
3221.000	-50.00	4.59	-13.0	-37.00	285.00	Horizontal	Vertical	Pass
4986.000	-46.76	7.69	-13.0	-33.76	340.00	Horizontal	Vertical	Pass
9281.500	-40.28	17.29	-13.0	-27.28	32.00	Horizontal	Vertical	Pass

12.3 LTE Band 5 BW5, Middle Channel

RSE-H&H LTE Band 5 BW5 CH20525

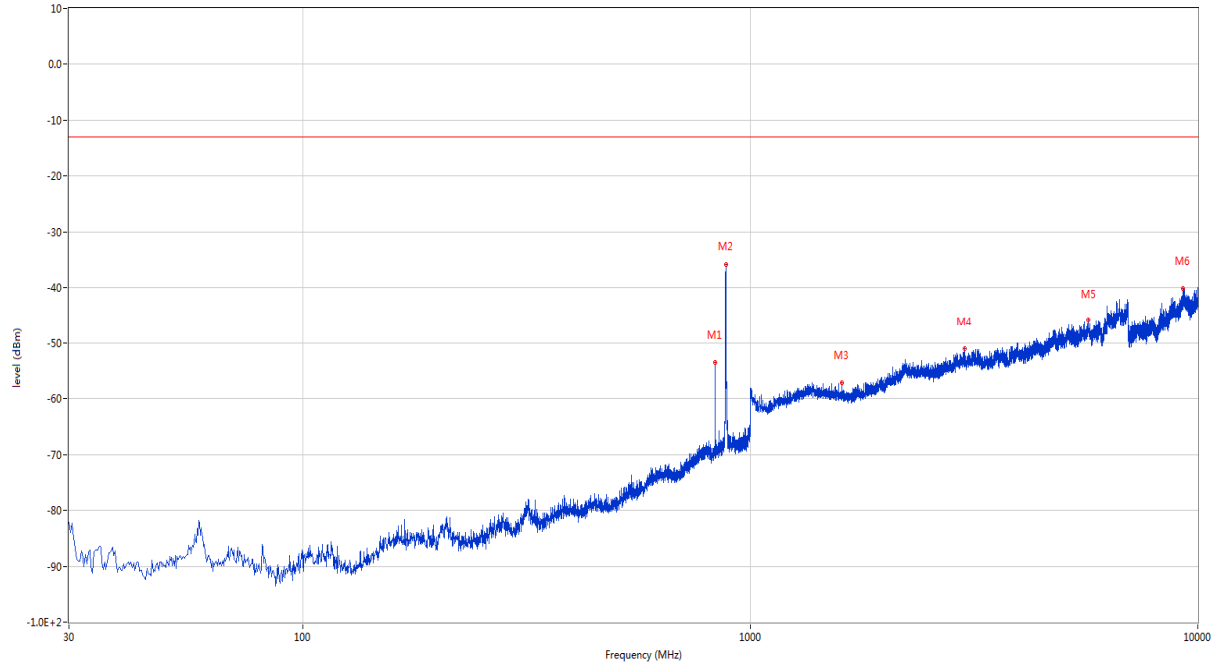
RSE Test case_FCC PART22&24&27_FCC PART 22.850_GSM 850&CDMA BC0&WCDMA B5<E B5&26



Frequency (MHz)	Result (dBm)	Factor (dB)	PK Limit (dBm)	Over Limit (dB)	Table (o)	ANT	EUT	Verdict
834.372	-43.65	2.25	-13.0	-30.65	52.00	Horizontal	Horizontal	N/A
881.417	-31.65	2.87	-13.0	-18.65	360.00	Horizontal	Horizontal	N/A
1294.500	-56.34	-4.82	-13.0	-43.34	109.00	Horizontal	Horizontal	Pass
2977.000	-50.93	2.32	-13.0	-37.93	34.00	Horizontal	Horizontal	Pass
5542.000	-45.99	8.48	-13.0	-32.99	0.00	Horizontal	Horizontal	Pass
9324.250	-40.06	17.57	-13.0	-27.06	44.00	Horizontal	Horizontal	Pass

RSE-H&V LTE Band 5 BW5 CH20525

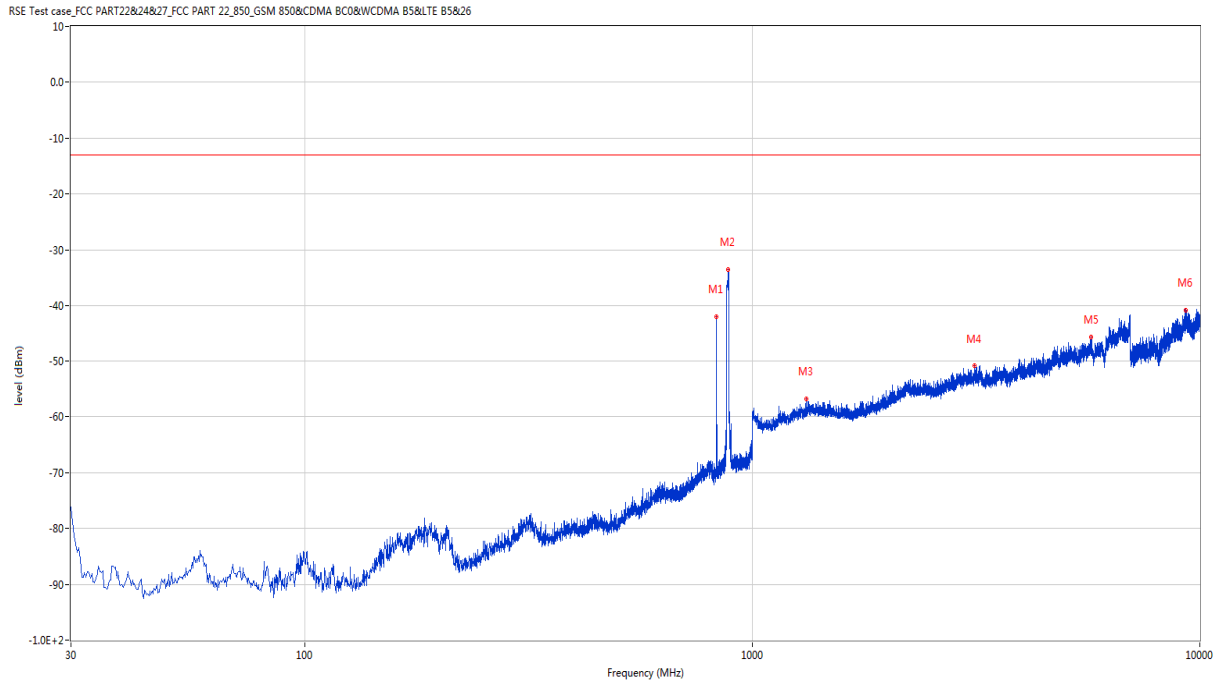
RSE Test case_FCC PART22&24&27_FCC PART 22.850_GSM 850&CDMA BC0&WCDMA B5<E B5&25



Frequency (MHz)	Result (dBm)	Factor (dB)	PK Limit (dBm)	Over Limit (dB)	Table (o)	ANT	EUT	Verdict
834.372	-53.57	2.25	-13.0	-40.57	7.00	Horizontal	Vertical	N/A
882.630	-35.81	2.91	-13.0	-22.81	360.00	Horizontal	Vertical	N/A
1601.500	-57.16	-5.19	-13.0	-44.16	96.00	Horizontal	Vertical	Pass
3019.000	-51.07	2.95	-13.0	-38.07	243.00	Horizontal	Vertical	Pass
5696.000	-45.78	8.82	-13.0	-32.78	23.00	Horizontal	Vertical	Pass
9269.500	-40.18	17.19	-13.0	-27.18	110.00	Horizontal	Vertical	Pass

12.4 LTE Band 5 BW10, Middle Channel

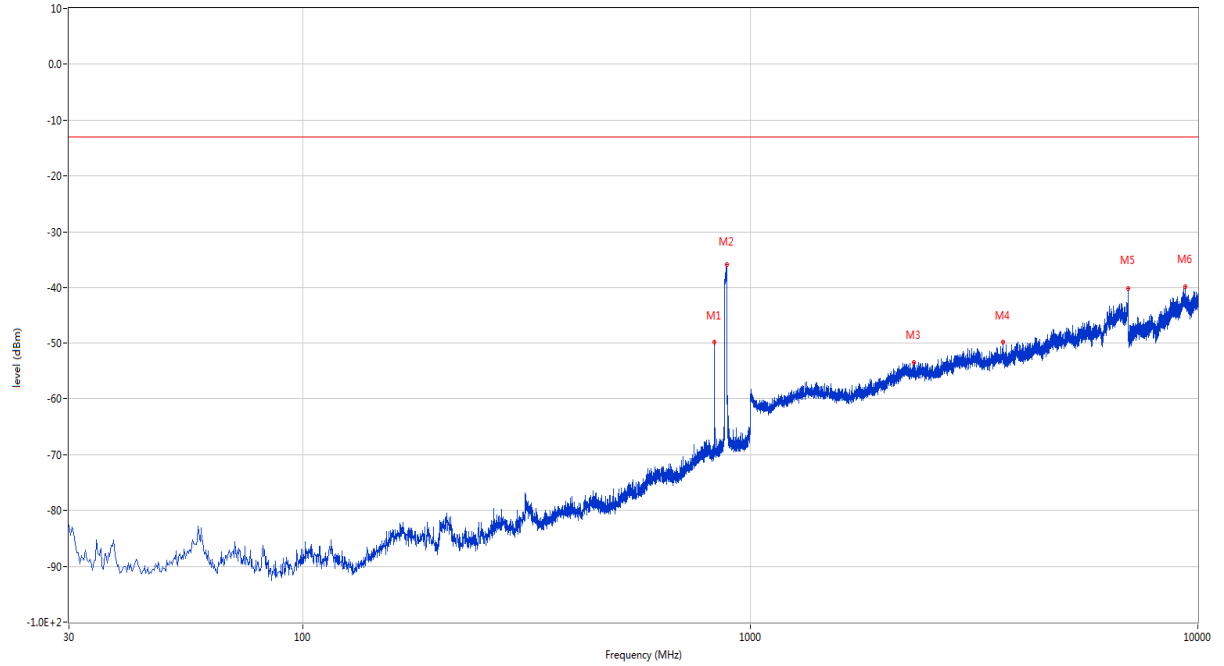
RSE-H&H LTE Band 5 BW10 CH20525



Frequency (MHz)	Result (dBm)	Factor (dB)	PK Limit (dBm)	Over Limit (dB)	Table (o)	ANT	EUT	Verdict
832.190	-41.95	2.19	-13.0	-28.95	48.00	Horizontal	Horizontal	N/A
884.327	-33.46	2.93	-13.0	-20.46	191.00	Horizontal	Horizontal	N/A
1318.500	-56.83	-4.41	-13.0	-43.83	114.00	Horizontal	Horizontal	Pass
3135.000	-50.87	3.12	-13.0	-37.87	148.00	Horizontal	Horizontal	Pass
5711.000	-45.51	8.41	-13.0	-32.51	148.00	Horizontal	Horizontal	Pass
9295.750	-40.86	17.61	-13.0	-27.86	7.00	Horizontal	Horizontal	Pass

RSE-H&V LTE Band 5 BW10 CH20525

RSE Test case_FCC PART22&24&27_FCC PART 22.850_GSM 850&CDMA BC0&WCDMA B5<E B5&26

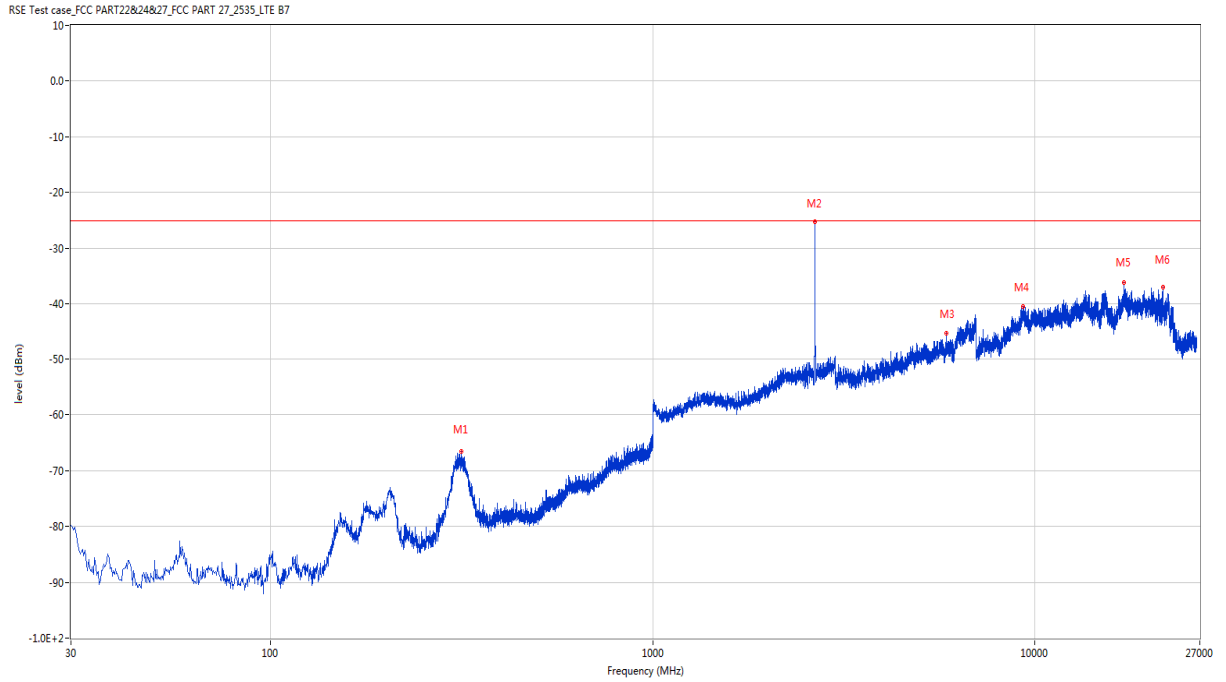


Frequency (MHz)	Result (dBm)	Factor (dB)	PK Limit (dBm)	Over Limit (dB)	Table (o)	ANT	EUT	Verdict
832.190	-49.88	2.19	-13.0	-36.88	17.00	Horizontal	Vertical	N/A
885.055	-35.88	2.95	-13.0	-22.88	360.00	Horizontal	Vertical	N/A
2316.500	-53.48	-0.92	-13.0	-40.48	54.00	Horizontal	Vertical	Pass
3667.000	-49.96	4.05	-13.0	-36.96	139.00	Horizontal	Vertical	Pass
6983.000	-40.04	13.74	-13.0	-27.04	71.00	Horizontal	Vertical	Pass
9379.000	-39.72	17.30	-13.0	-26.72	40.00	Horizontal	Vertical	Pass

13 LTE Band 7

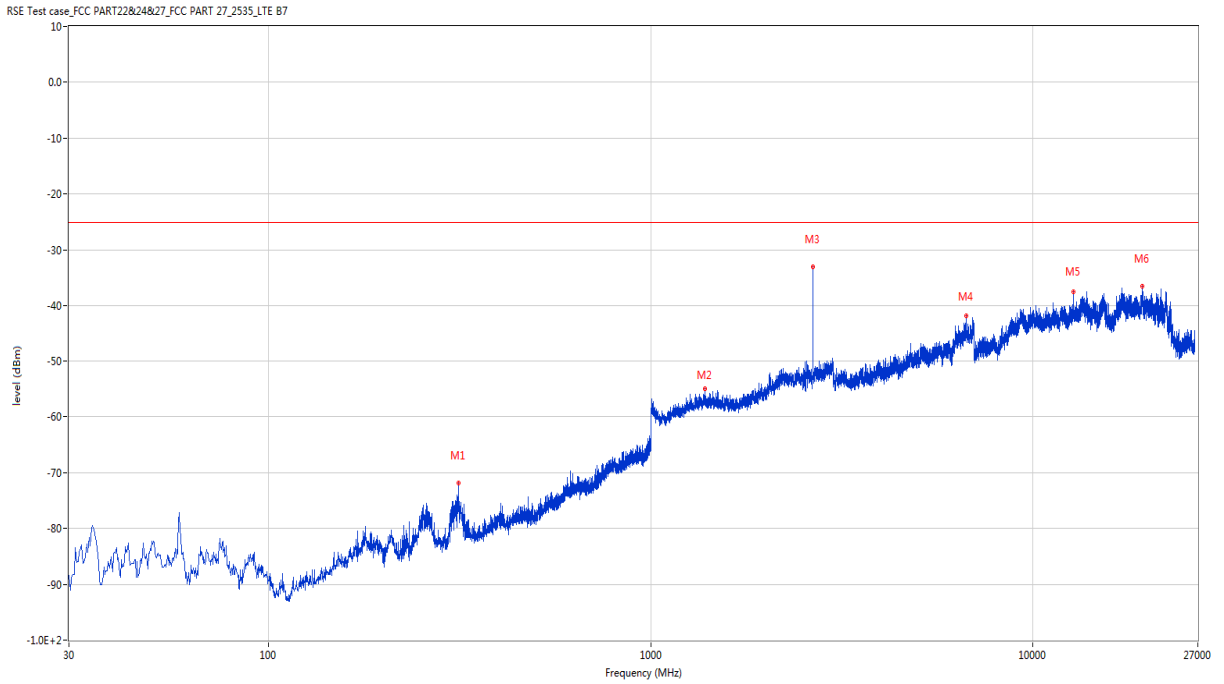
13.1 LTE Band 7 BW5, Middle Channel

RSE-H&H LTE Band 7 BW5 CH21100



Frequency (MHz)	Result (dBm)	Factor (dB)	PK Limit (dBm)	Over Limit (dB)	Table (o)	ANT	EUT	Verdict
315.907	-66.53	-11.52	-25.0	-41.53	196.00	Horizontal	Horizontal	Pass
2654.500	-25.25	2.21	-25.0	-0.25	110.00	Horizontal	Horizontal	N/A
5854.000	-45.23	9.05	-25.0	-20.23	179.00	Horizontal	Horizontal	Pass
9323.000	-40.44	17.61	-25.0	-15.44	181.00	Horizontal	Horizontal	Pass
17104.874	-36.19	19.36	-25.0	-11.19	245.00	Horizontal	Horizontal	Pass
21623.126	-36.99	23.42	-25.0	-11.99	118.00	Horizontal	Horizontal	Pass

RSE-V&H LTE Band 7 BW5 CH21100

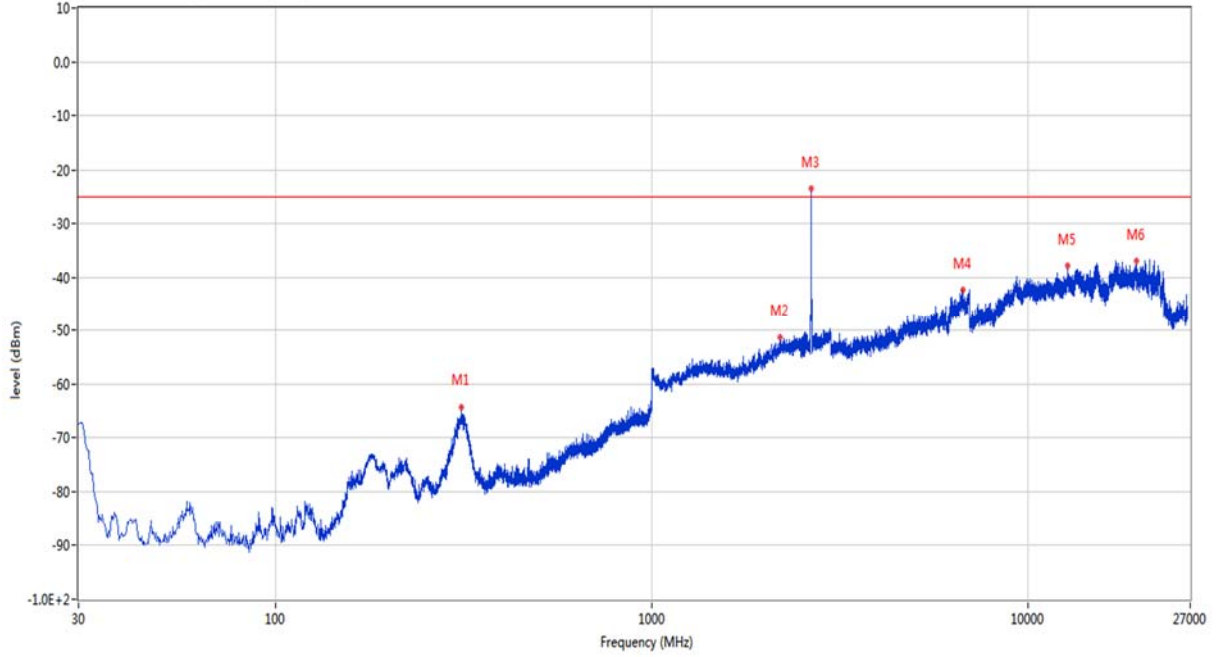


Frequency (MHz)	Result (dBm)	Factor (dB)	PK Limit (dBm)	Over Limit (dB)	Table (o)	ANT	EUT	Verdict
313.725	-71.93	-11.58	-25.0	-46.93	0.00	Vertical	Horizontal	Pass
1385.000	-54.93	-3.05	-25.0	-29.93	65.00	Vertical	Horizontal	Pass
2656.000	-33.07	2.14	-25.0	-8.07	3.00	Vertical	Horizontal	N/A
6682.000	-41.73	12.11	-25.0	-16.73	202.00	Vertical	Horizontal	Pass
12750.000	-39.69	20.38	-25.0	-14.69	99.00	Vertical	Horizontal	Pass
19296.250	-36.48	24.14	-25.0	-11.48	211.00	Vertical	Horizontal	Pass

13.2 LTE Band 7 BW10, Middle Channel

RSE-H&H LTE Band 7 BW10 CH21100

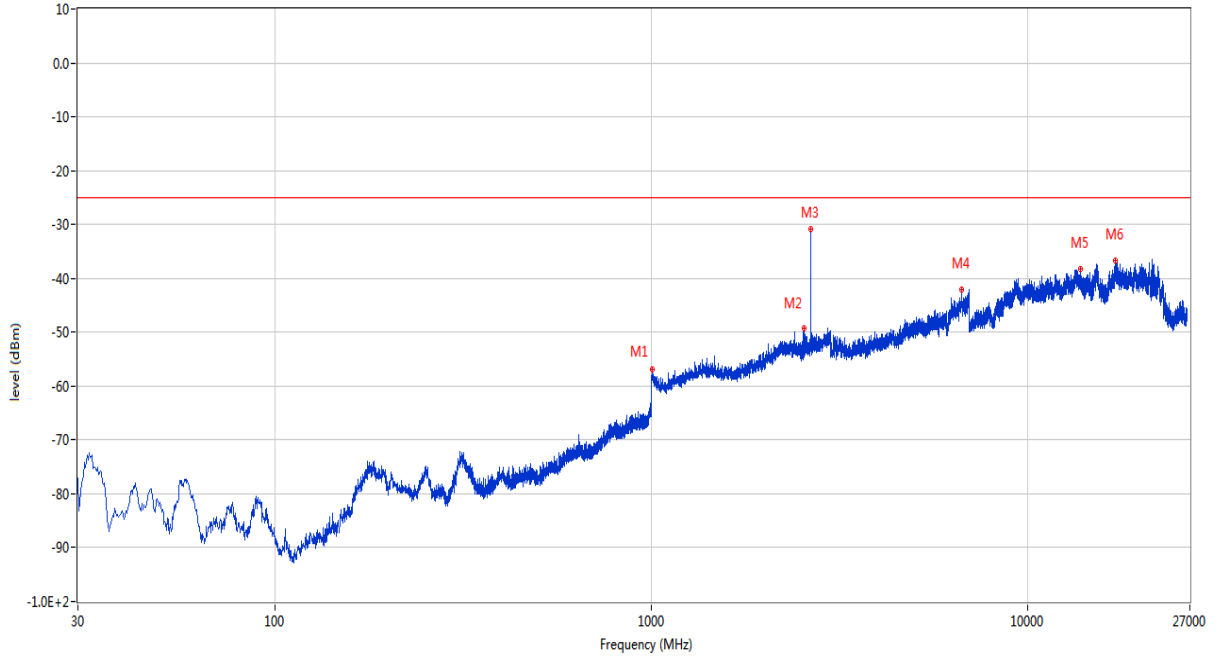
RSE Test case_FCC PART228&248&27_FCC PART 27_2535_LTE B7



Frequency (MHz)	Result (dBm)	Factor (dB)	PK Limit (dBm)	Over Limit (dB)	Table (o)	ANT	EUT	Verdict
312.513	-64.24	-11.57	-25.0	-39.24	46.00	Horizontal	Horizontal	Pass
2190.000	-51.34	0.81	-25.0	-26.34	158.00	Horizontal	Horizontal	Pass
2654.500	-23.48	2.21	-25.0	1.52	59.00	Horizontal	Horizontal	N/A
6719.000	-42.41	10.83	-25.0	-17.41	360.00	Horizontal	Horizontal	Pass
12742.813	-37.88	20.15	-25.0	-12.88	12.00	Horizontal	Horizontal	Pass
19417.375	-36.87	22.42	-25.0	-11.87	157.00	Horizontal	Horizontal	Pass

RSE-V&H LTE Band 7 BW10 CH21100

RSE Test case_FCC PART22&24&27_FCC PART 27_2535_LTE B7

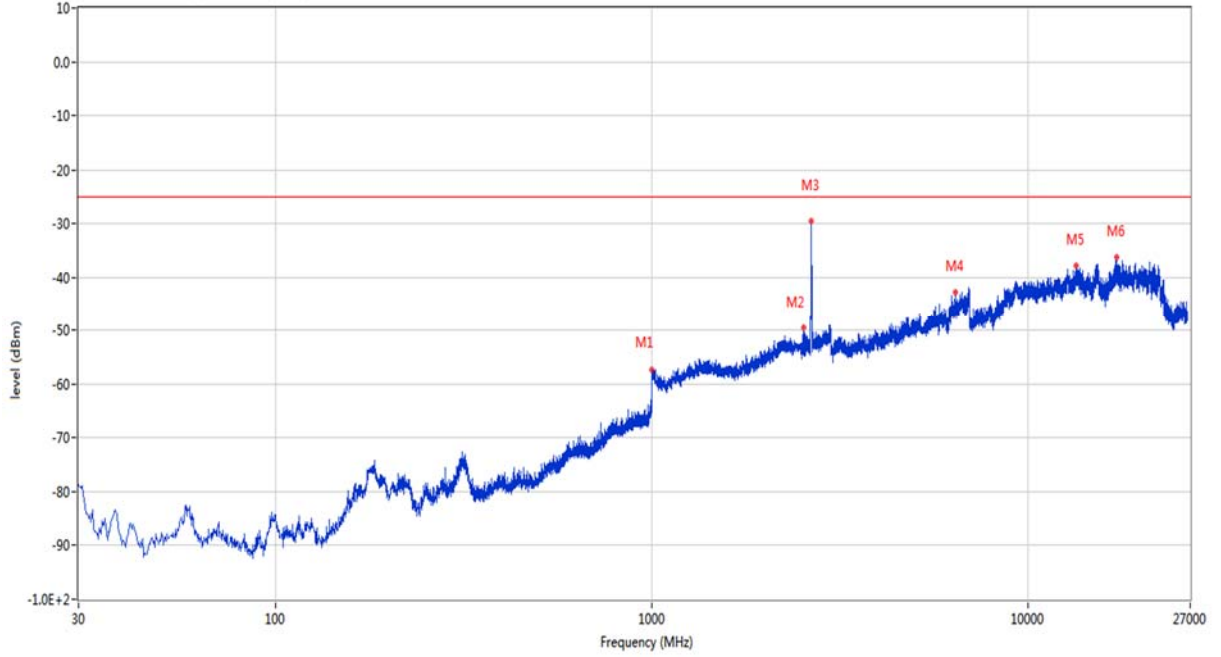


Frequency (MHz)	Result (dBm)	Factor (dB)	PK Limit (dBm)	Over Limit (dB)	Table (o)	ANT	EUT	Verdict
1008.500	-56.94	-3.24	-25.0	-31.94	230.00	Vertical	Horizontal	Pass
2553.500	-49.34	3.05	-25.0	-24.34	146.00	Vertical	Horizontal	N/A
2659.000	-30.84	2.32	-25.0	-5.84	339.00	Vertical	Horizontal	N/A
6674.000	-42.17	11.98	-25.0	-17.17	2.00	Vertical	Horizontal	Pass
13793.438	-38.24	20.43	-25.0	-13.24	206.00	Vertical	Horizontal	Pass
17098.313	-36.72	19.36	-25.0	-11.72	262.00	Vertical	Horizontal	Pass

13.3 LTE Band 7 BW15, Middle Channel

RSE-H&H LTE Band 7 BW15 CH21100

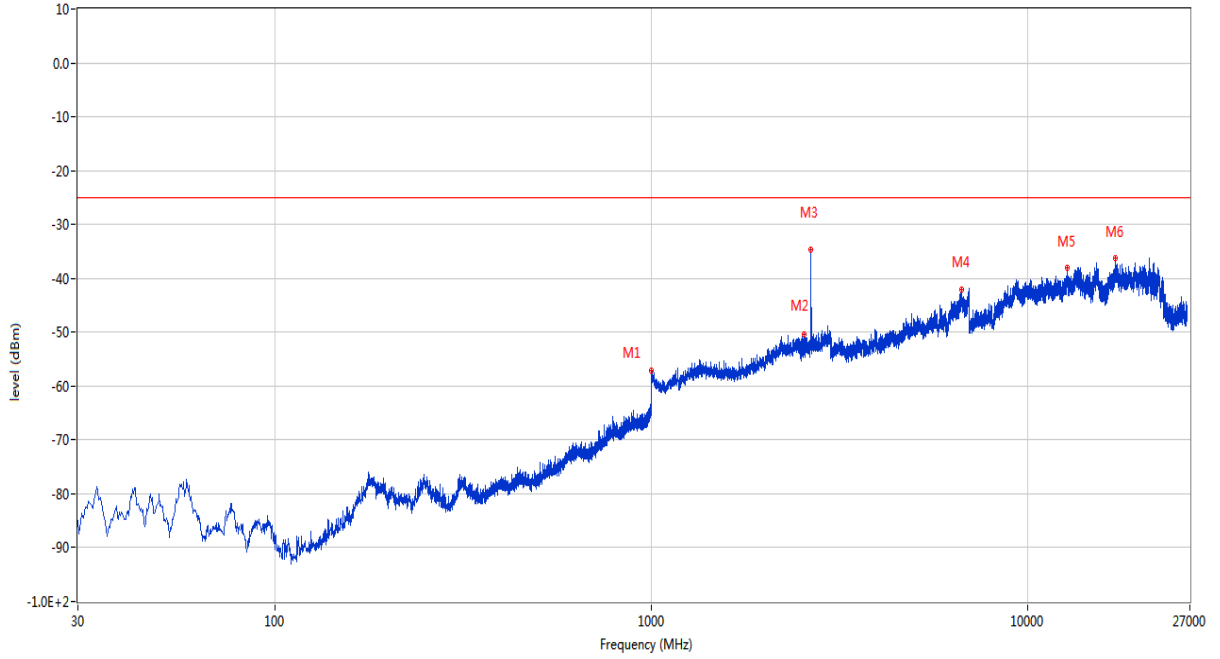
RSE Test case_FCC PART228&248&27_FCC PART 27_2535_LTE B7



Frequency (MHz)	Result (dBm)	Factor (dB)	PK Limit (dBm)	Over Limit (dB)	Table (o)	ANT	EUT	Verdict
1002.000	-57.45	-2.81	-25.0	-32.45	152.00	Horizontal	Horizontal	Pass
2529.000	-49.58	2.66	-25.0	-24.58	221.00	Horizontal	Horizontal	N/A
2659.000	-29.40	2.32	-25.0	-4.40	135.00	Horizontal	Horizontal	N/A
6412.000	-42.86	11.09	-25.0	-17.86	304.00	Horizontal	Horizontal	Pass
13470.562	-37.92	19.16	-25.0	-12.92	71.00	Horizontal	Horizontal	Pass
17208.562	-36.14	18.35	-25.0	-11.14	71.00	Horizontal	Horizontal	Pass

RSE-V&H LTE Band 7 BW15 CH21100

RSE Test case_FCC PART22&24&27_FCC PART 27_2535_LTE B7

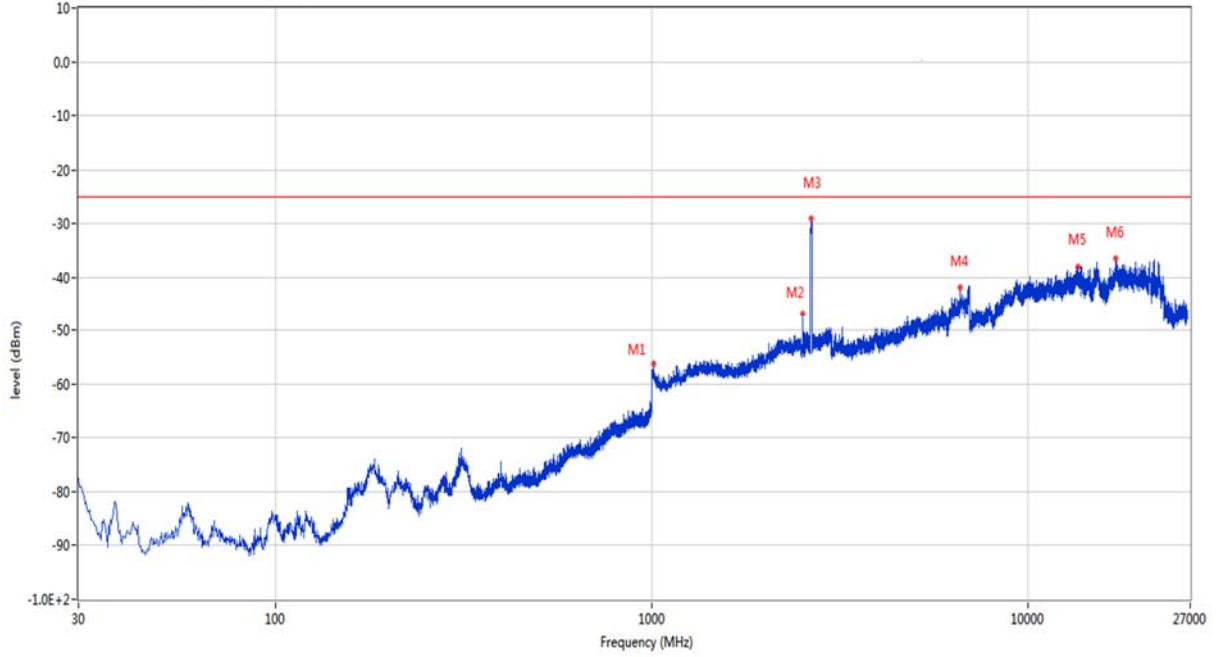


Frequency (MHz)	Result (dBm)	Factor (dB)	PK Limit (dBm)	Over Limit (dB)	Table (o)	ANT	EUT	Verdict
1002.500	-57.16	-2.85	-25.0	-32.16	18.00	Vertical	Horizontal	Pass
2555.000	-50.31	3.07	-25.0	-25.31	236.00	Vertical	Horizontal	N/A
2655.000	-34.70	2.18	-25.0	-9.70	339.00	Vertical	Horizontal	N/A
6677.000	-42.09	11.98	-25.0	-17.09	78.00	Vertical	Horizontal	Pass
12753.937	-38.08	20.21	-25.0	-13.08	78.00	Vertical	Horizontal	Pass
17099.625	-36.29	19.44	-25.0	-11.29	211.00	Vertical	Horizontal	Pass

13.4 LTE Band 7 BW20, Middle Channel

RSE-H&H LTE Band 7 BW20 CH21100

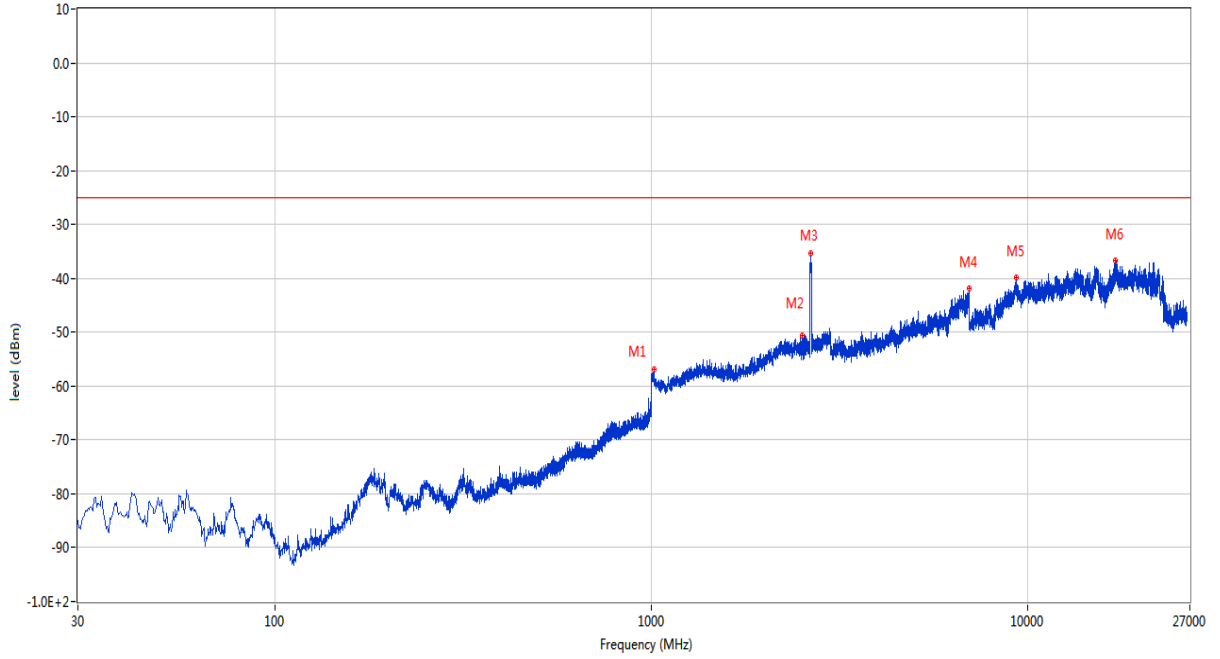
RSE Test case_FCC PART22&24&27_FCC PART 27_2535_LTE B7



Frequency (MHz)	Result (dBm)	Factor (dB)	PK Limit (dBm)	Over Limit (dB)	Table (o)	ANT	EUT	Verdict
1010.500	-56.33	-3.30	-25.0	-31.33	128.00	Horizontal	Horizontal	Pass
2526.500	-46.80	2.62	-25.0	-21.80	232.00	Horizontal	Horizontal	N/A
2654.000	-29.02	2.20	-25.0	-4.02	128.00	Horizontal	Horizontal	N/A
6612.000	-41.89	12.41	-25.0	-16.89	259.00	Horizontal	Horizontal	Pass
13609.687	-38.05	19.37	-25.0	-13.05	124.00	Horizontal	Horizontal	Pass
17104.874	-36.44	19.36	-25.0	-11.44	124.00	Horizontal	Horizontal	Pass

RSE-V&H LTE Band 7 BW20 CH21100

RSE Test case_FCC PART22&24&27_FCC PART 27_2535_LTE B7



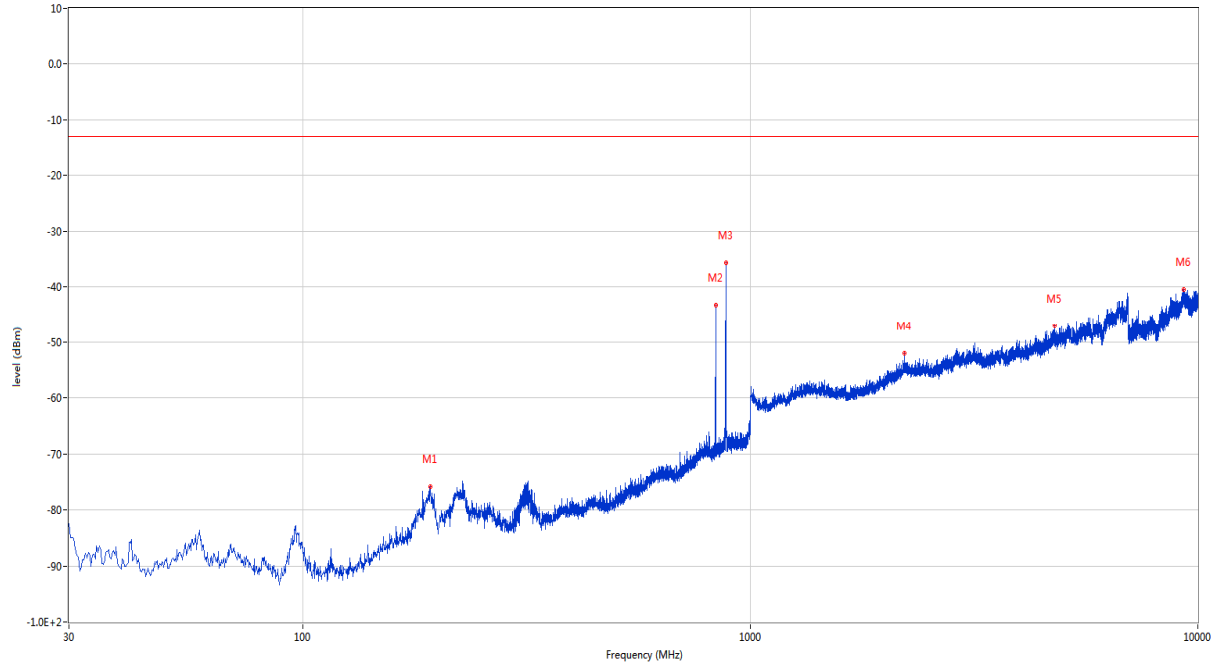
Frequency (MHz)	Result (dBm)	Factor (dB)	PK Limit (dBm)	Over Limit (dB)	Table (o)	ANT	EUT	Verdict
1018.000	-56.98	-3.68	-25.0	-31.98	299.00	Vertical	Horizontal	Pass
2525.000	-50.71	2.59	-25.0	-25.71	63.00	Vertical	Horizontal	N/A
2660.500	-35.45	2.18	-25.0	-10.45	357.00	Vertical	Horizontal	N/A
6981.000	-41.94	13.89	-25.0	-16.94	318.00	Vertical	Horizontal	Pass
9321.562	-39.87	17.65	-25.0	-14.87	280.00	Vertical	Horizontal	Pass
17093.063	-36.72	19.07	-25.0	-11.72	298.00	Vertical	Horizontal	Pass

14 LTE Band 26 (Part22)

14.1 LTE Band 26 (Part22) BW1.4, Middle Channel

RSE-H&H LTE Band 26 (Part22) BW1.4 CH26915

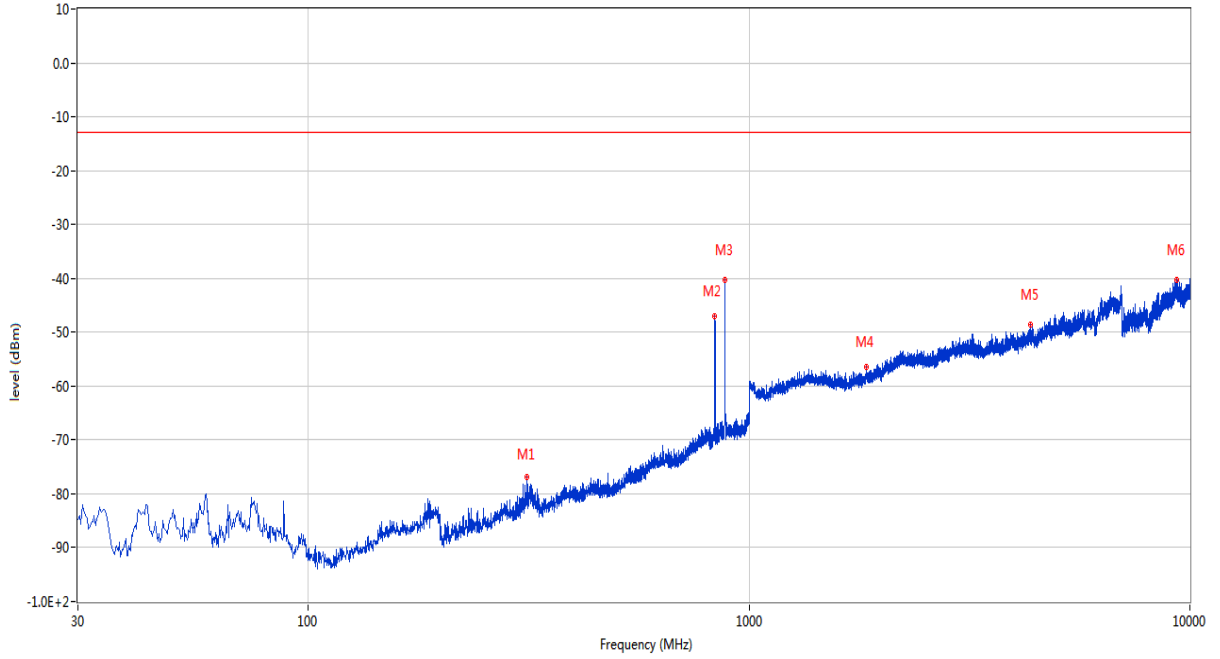
RSE Test case_FCC PART22&24&27_FCC PART 22_850_GSM 850&CDMA BC0&WCDMA B5<E B5&26



Frequency (MHz)	Result (dBm)	Factor (dB)	PK Limit (dBm)	Over Limit (dB)	Table (o)	ANT	EUT	Verdict
192.475	-75.88	-16.66	-13.0	-62.88	223.00	Horizontal	Horizontal	Pass
836.555	-43.28	2.31	-13.0	-30.28	121.00	Horizontal	Horizontal	N/A
881.660	-35.62	2.88	-13.0	-22.62	1.00	Horizontal	Horizontal	N/A
2207.000	-52.08	-0.75	-13.0	-39.08	83.00	Horizontal	Horizontal	Pass
4790.000	-47.11	8.22	-13.0	-34.11	360.00	Horizontal	Horizontal	Pass
9286.000	-40.43	17.39	-13.0	-27.43	313.00	Horizontal	Horizontal	Pass

RSE-V&H LTE Band 26 (Part22) BW1.4 CH26915

RSE Test case_FCC PART22&24&27_FCC PART 22_850_GSM 850&CDMA BC0&WCDMA B5<E B5&26

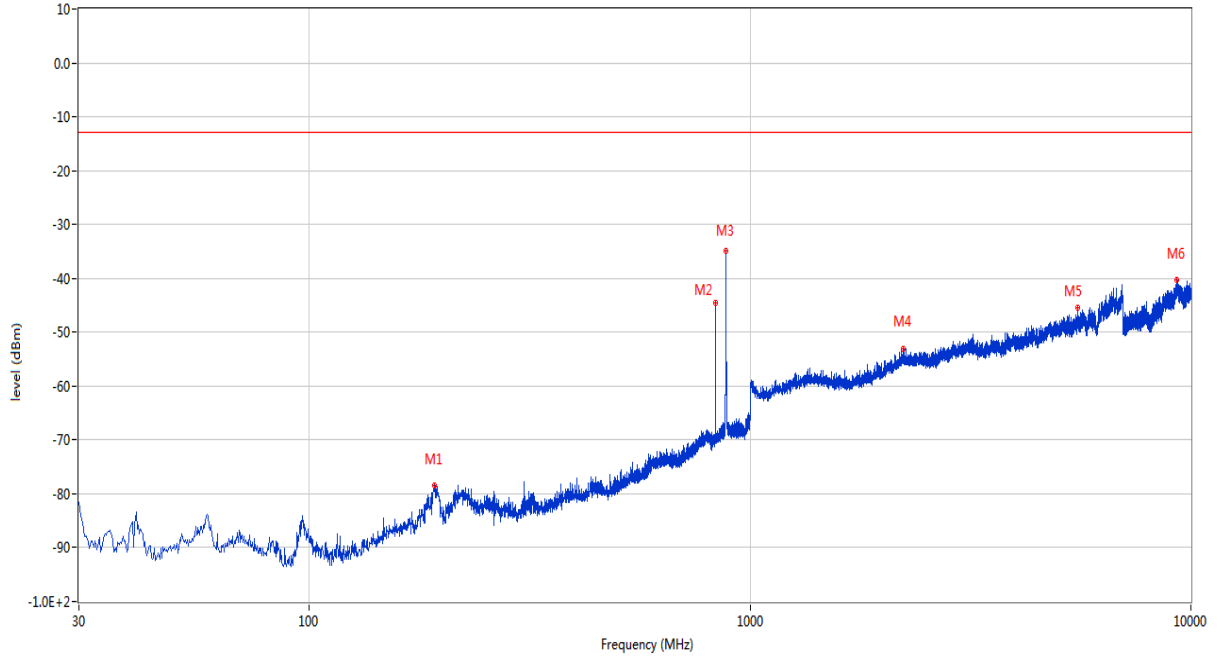


Frequency (MHz)	Result (dBm)	Factor (dB)	PK Limit (dBm)	Over Limit (dB)	Table (o)	ANT	EUT	Verdict
313.240	-76.83	-12.40	-13.0	-63.83	131.00	Vertical	Horizontal	Pass
836.555	-47.10	2.31	-13.0	-34.10	352.00	Vertical	Horizontal	N/A
881.417	-40.37	2.87	-13.0	-27.37	310.00	Vertical	Horizontal	N/A
1847.500	-56.36	-4.22	-13.0	-43.36	348.00	Vertical	Horizontal	Pass
4359.000	-48.57	7.14	-13.0	-35.57	280.00	Vertical	Horizontal	Pass
9316.750	-40.26	17.69	-13.0	-27.26	102.00	Vertical	Horizontal	Pass

14.2 LTE Band 26 (Part22) BW3, Middle Channel

RSE-H&H LTE Band 26 (Part22) BW3 CH26915

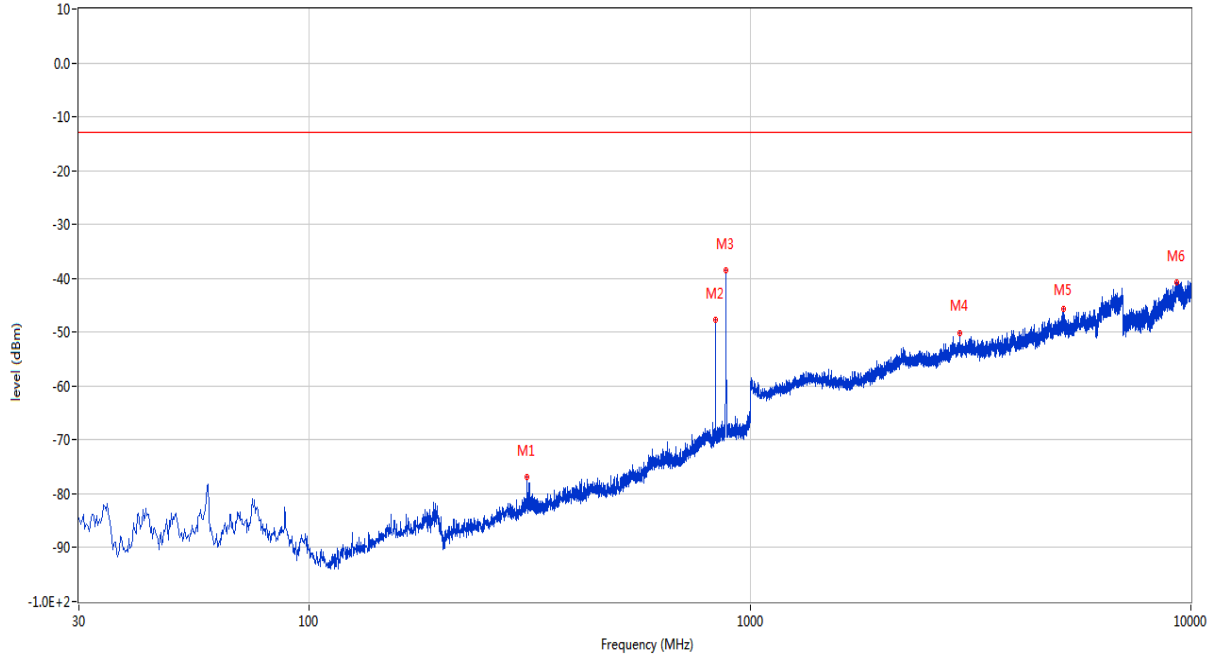
RSE Test case_FCC PART22&24&27_FCC PART 22_850_GSM 850&CDMA BC0&WCDMA B5<E B5&26



Frequency (MHz)	Result (dBm)	Factor (dB)	PK Limit (dBm)	Over Limit (dB)	Table (o)	ANT	EUT	Verdict
192.475	-78.53	-16.66	-13.0	-65.53	213.00	Horizontal	Horizontal	Pass
835.343	-44.63	2.28	-13.0	-31.63	52.00	Horizontal	Horizontal	N/A
881.903	-34.81	2.89	-13.0	-21.81	191.00	Horizontal	Horizontal	N/A
2226.500	-53.00	-0.43	-13.0	-40.00	204.00	Horizontal	Horizontal	Pass
5533.000	-45.35	8.38	-13.0	-32.35	41.00	Horizontal	Horizontal	Pass
9266.500	-40.36	17.17	-13.0	-27.36	200.00	Horizontal	Horizontal	Pass

RSE-V&H LTE Band 26 (Part22) BW3 CH26915

RSE Test case_FCC PART22&24&27_FCC PART 22_850_GSM 850&CDMA BC0&WCDMA B5<E B5&26

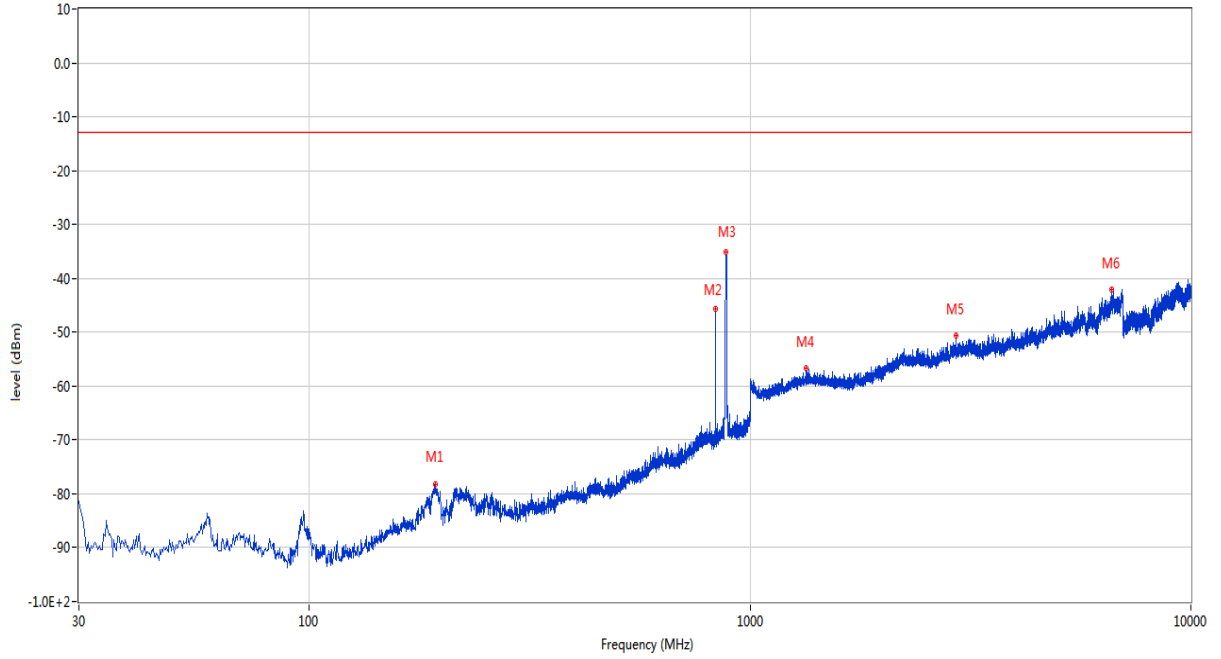


Frequency (MHz)	Result (dBm)	Factor (dB)	PK Limit (dBm)	Over Limit (dB)	Table (o)	ANT	EUT	Verdict
312.027	-76.84	-12.50	-13.0	-63.84	282.00	Vertical	Horizontal	Pass
835.343	-47.66	2.28	-13.0	-34.66	360.00	Vertical	Horizontal	N/A
880.690	-38.47	2.84	-13.0	-25.47	310.00	Vertical	Horizontal	N/A
2994.000	-50.20	2.81	-13.0	-37.20	265.00	Vertical	Horizontal	Pass
5132.000	-45.66	8.21	-13.0	-32.66	185.00	Vertical	Horizontal	Pass
9276.250	-40.73	17.23	-13.0	-27.73	276.00	Vertical	Horizontal	Pass

14.3 LTE Band 26 (Part22) BW5, Middle Channel

RSE-H&H LTE Band 26 (Part22) BW5 CH26915

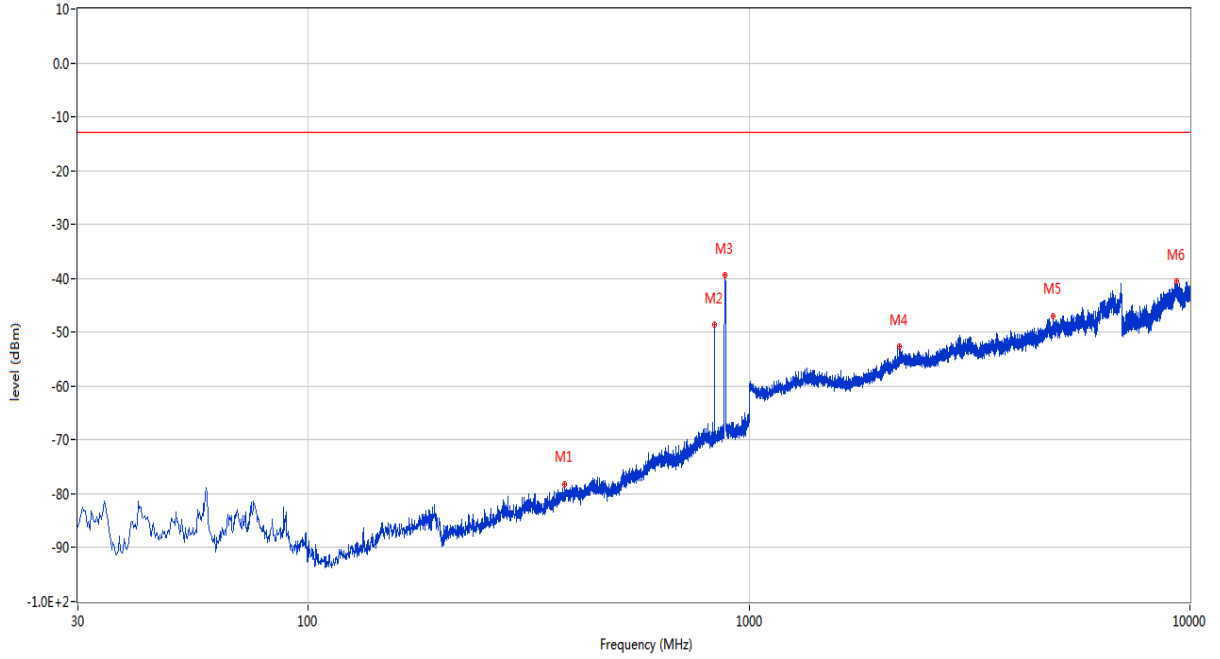
RSE Test case_FCC PART22&24&27_FCC PART 22_850_GSM 850&CDMA BC0&WCDMA B5<E B5&26



Frequency (MHz)	Result (dBm)	Factor (dB)	PK Limit (dBm)	Over Limit (dB)	Table (o)	ANT	EUT	Verdict
192.960	-78.12	-16.70	-13.0	-65.12	234.00	Horizontal	Horizontal	Pass
834.372	-45.64	2.25	-13.0	-32.64	61.00	Horizontal	Horizontal	N/A
881.660	-35.06	2.88	-13.0	-22.06	187.00	Horizontal	Horizontal	N/A
1341.000	-56.63	-4.29	-13.0	-43.63	222.00	Horizontal	Horizontal	Pass
2936.500	-50.67	1.93	-13.0	-37.67	229.00	Horizontal	Horizontal	Pass
6600.000	-42.12	11.96	-13.0	-29.12	145.00	Horizontal	Horizontal	Pass

RSE-V&H LTE Band 26 (Part22) BW5 CH26915

RSE Test case_FCC PART22&24&27_FCC PART 22_850_GSM 850&CDMA BC0&WCDMA B5<E B5&26

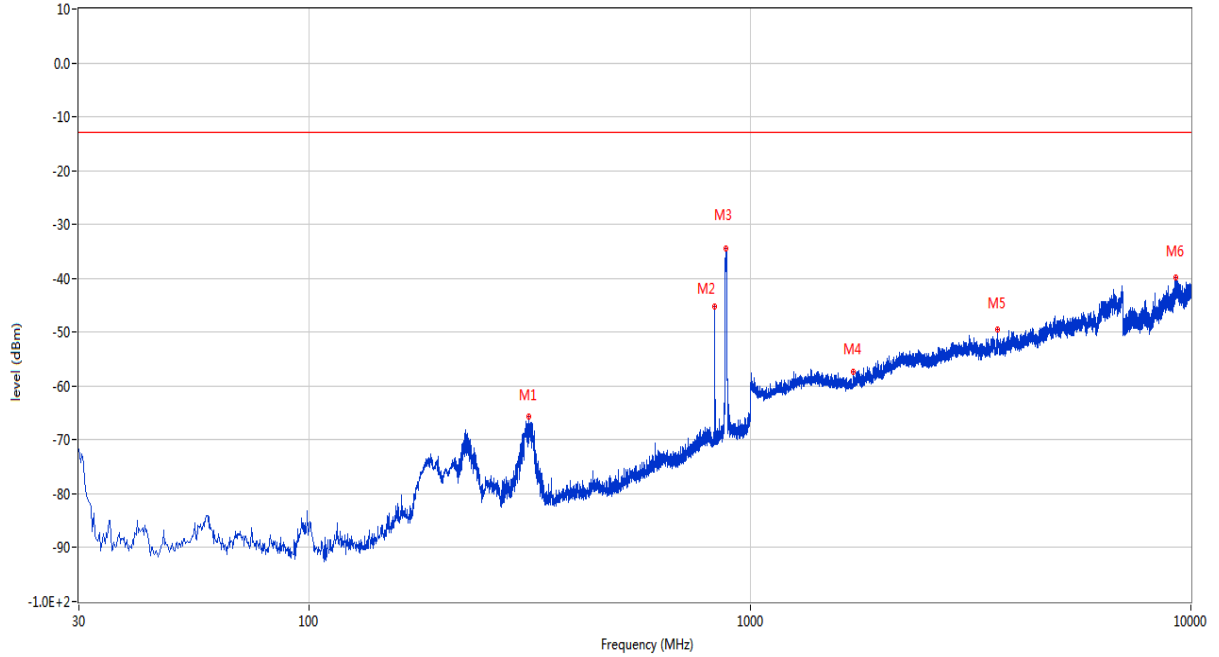


Frequency (MHz)	Result (dBm)	Factor (dB)	PK Limit (dBm)	Over Limit (dB)	Table (o)	ANT	EUT	Verdict
381.382	-78.11	-9.40	-13.0	-65.11	218.00	Vertical	Horizontal	Pass
834.372	-48.63	2.25	-13.0	-35.63	351.00	Vertical	Horizontal	N/A
881.417	-39.49	2.87	-13.0	-26.49	310.00	Vertical	Horizontal	N/A
2193.000	-52.59	-1.34	-13.0	-39.59	355.00	Vertical	Horizontal	Pass
4906.000	-46.96	7.97	-13.0	-33.96	347.00	Vertical	Horizontal	Pass
9312.250	-40.47	17.70	-13.0	-27.47	93.00	Vertical	Horizontal	Pass

14.4 LTE Band 26 (Part22) BW10, Middle Channel

RSE-H&H LTE Band 26 (Part22) BW10 CH26915

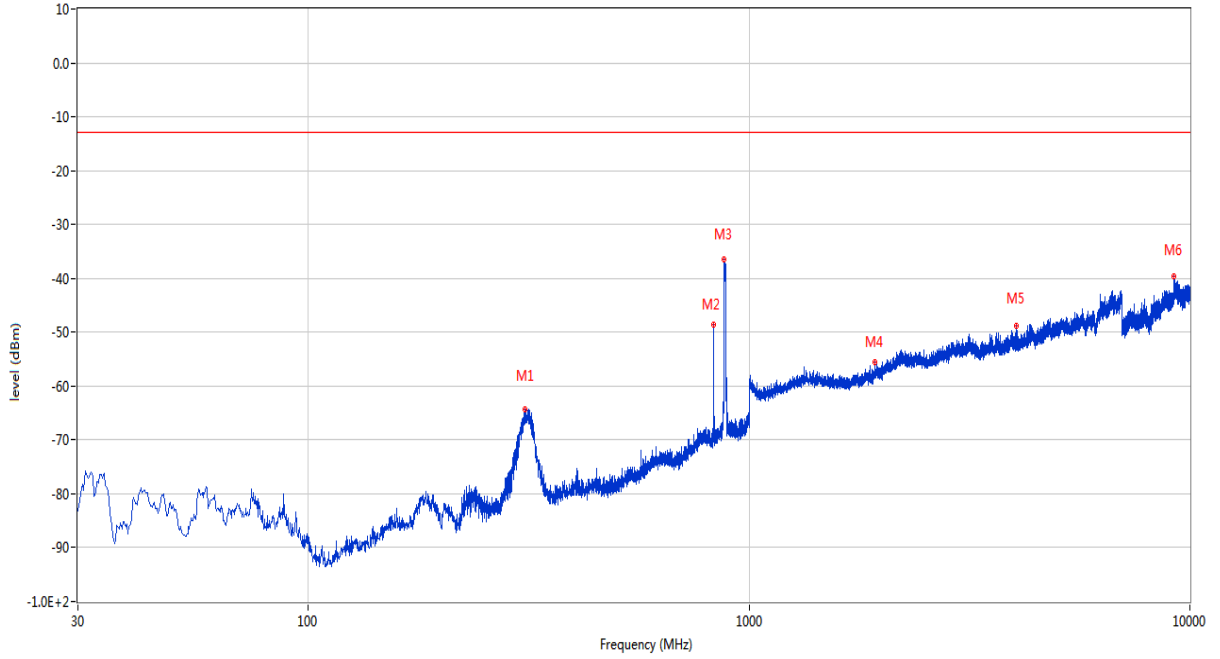
RSE Test case_FCC PART22&24&27_FCC PART 22_850_GSM 850&CDMA BC0&WCDMA B5<E B5&26



Frequency (MHz)	Result (dBm)	Factor (dB)	PK Limit (dBm)	Over Limit (dB)	Table (o)	ANT	EUT	Verdict
315.180	-65.57	-12.32	-13.0	-52.57	267.00	Horizontal	Horizontal	Pass
832.190	-45.33	2.19	-13.0	-32.33	57.00	Horizontal	Horizontal	N/A
879.235	-34.44	2.76	-13.0	-21.44	172.00	Horizontal	Horizontal	N/A
1712.000	-57.26	-5.41	-13.0	-44.26	140.00	Horizontal	Horizontal	Pass
3646.000	-49.59	4.57	-13.0	-36.59	185.00	Horizontal	Horizontal	Pass
9247.000	-39.81	17.09	-13.0	-26.81	15.00	Horizontal	Horizontal	Pass

RSE-V&H LTE Band 26 (Part22) BW10 CH26915

RSE Test case_FCC PART22&24&27_FCC PART 22_850_GSM 850&CDMA BC0&WCDMA B5<E B5&26

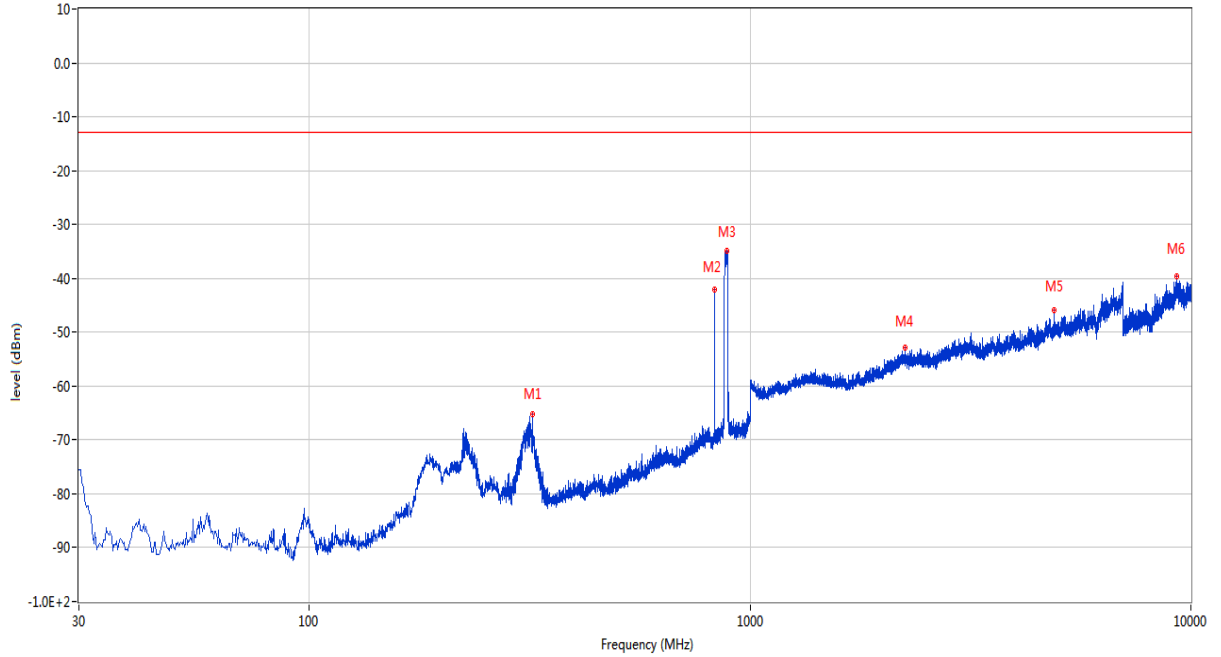


Frequency (MHz)	Result (dBm)	Factor (dB)	PK Limit (dBm)	Over Limit (dB)	Table (o)	ANT	EUT	Verdict
309.845	-64.30	-12.69	-13.0	-51.30	295.00	Vertical	Horizontal	Pass
832.190	-48.69	2.19	-13.0	-35.69	72.00	Vertical	Horizontal	N/A
877.780	-36.48	2.67	-13.0	-23.48	162.00	Vertical	Horizontal	N/A
1926.000	-55.62	-3.98	-13.0	-42.62	0.00	Vertical	Horizontal	Pass
4047.000	-48.71	5.40	-13.0	-35.71	335.00	Vertical	Horizontal	Pass
9202.750	-39.59	16.39	-13.0	-26.59	48.00	Vertical	Horizontal	Pass

14.5 LTE Band 26 (Part22) BW15, Middle Channel

RSE-H&H LTE Band 26 (Part22) BW15 CH26915

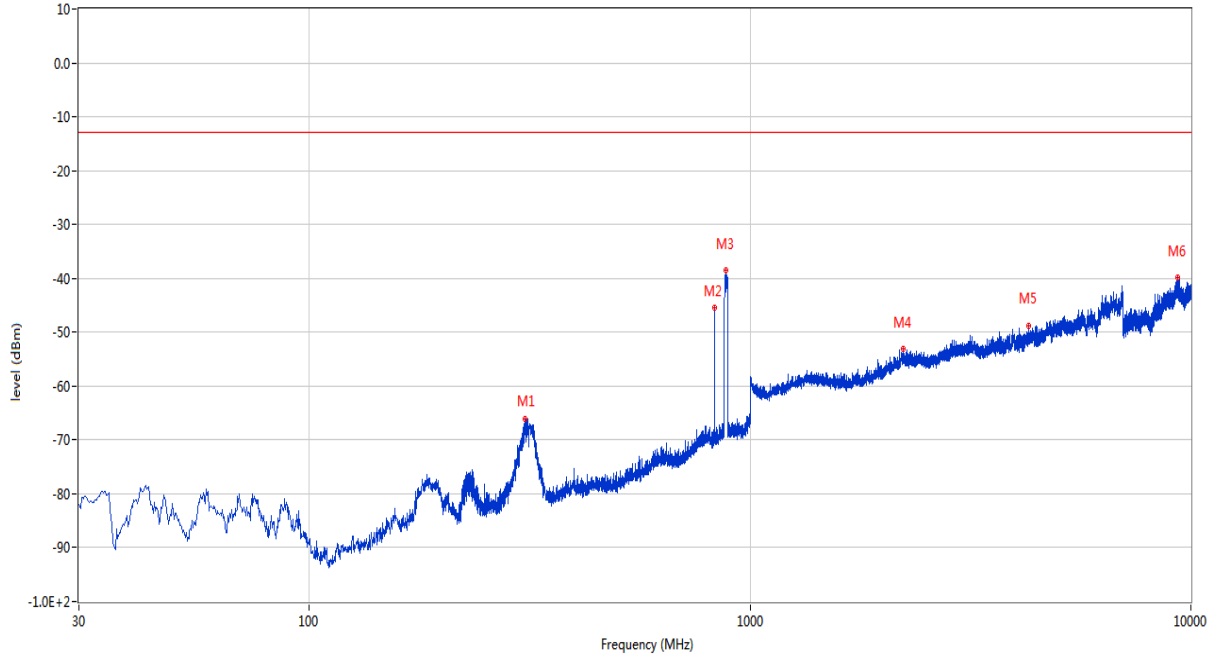
RSE Test case_FCC PART22&24&27_FCC PART 22_850_GSM 850&CDMA BC0&WCDMA B5<E B5&26



Frequency (MHz)	Result (dBm)	Factor (dB)	PK Limit (dBm)	Over Limit (dB)	Table (o)	ANT	EUT	Verdict
321.000	-65.20	-12.07	-13.0	-52.20	267.00	Horizontal	Horizontal	Pass
829.765	-42.07	2.13	-13.0	-29.07	63.00	Horizontal	Horizontal	N/A
886.753	-34.95	3.03	-13.0	-21.95	186.00	Horizontal	Horizontal	N/A
2242.000	-52.91	-0.89	-13.0	-39.91	64.00	Horizontal	Horizontal	Pass
4888.000	-45.97	7.46	-13.0	-32.97	322.00	Horizontal	Horizontal	Pass
9304.750	-39.56	17.70	-13.0	-26.56	0.00	Horizontal	Horizontal	Pass

RSE-V&H LTE Band 26 (Part22) BW15 CH26915

RSE Test case_FCC PART22&24&27_FCC PART 22_850_GSM 850&CDMA BC0&WCDMA B5<E B5&26



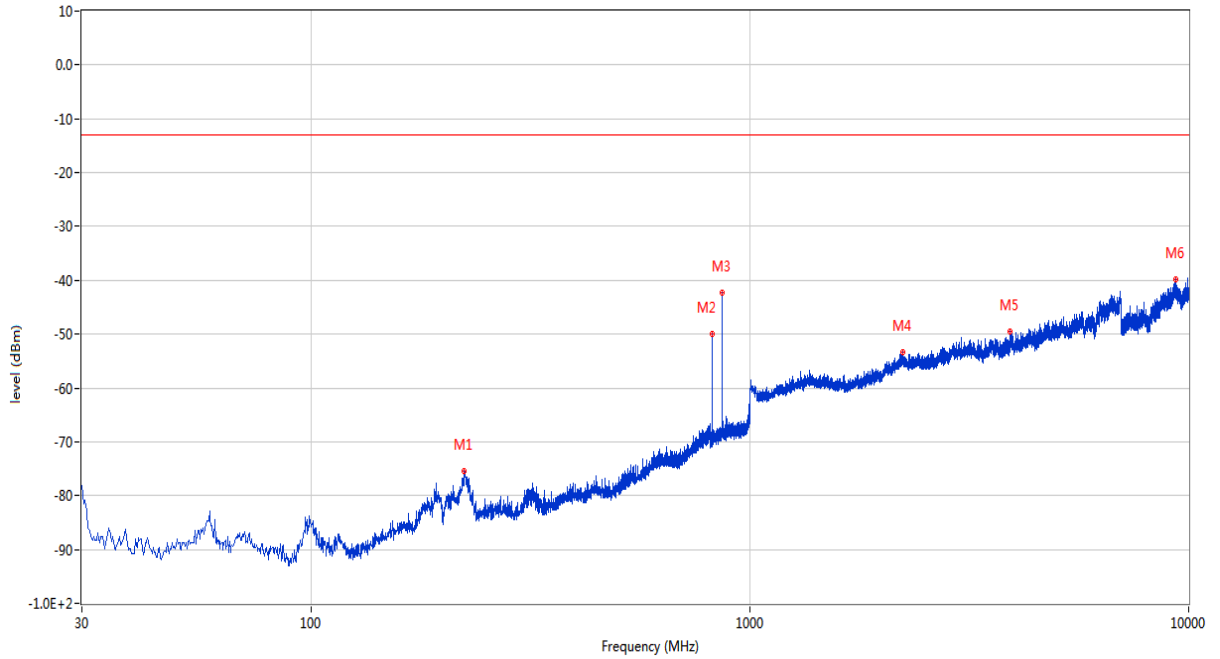
Frequency (MHz)	Result (dBm)	Factor (dB)	PK Limit (dBm)	Over Limit (dB)	Table (o)	ANT	EUT	Verdict
308.633	-66.06	-12.66	-13.0	-53.06	304.00	Vertical	Horizontal	Pass
829.765	-45.39	2.13	-13.0	-32.39	354.00	Vertical	Horizontal	N/A
879.478	-38.59	2.78	-13.0	-25.59	296.00	Vertical	Horizontal	N/A
2226.500	-53.07	-0.43	-13.0	-40.07	213.00	Vertical	Horizontal	Pass
4287.000	-48.84	6.00	-13.0	-35.84	6.00	Vertical	Horizontal	Pass
9332.500	-39.83	17.35	-13.0	-26.83	189.00	Vertical	Horizontal	Pass

15 LTE Band 26 (Part90)

15.1 LTE Band 26 (Part90) BW1.4, Middle Channel

RSE-H&H LTE Band 26 (Part90) BW1.4 CH26740

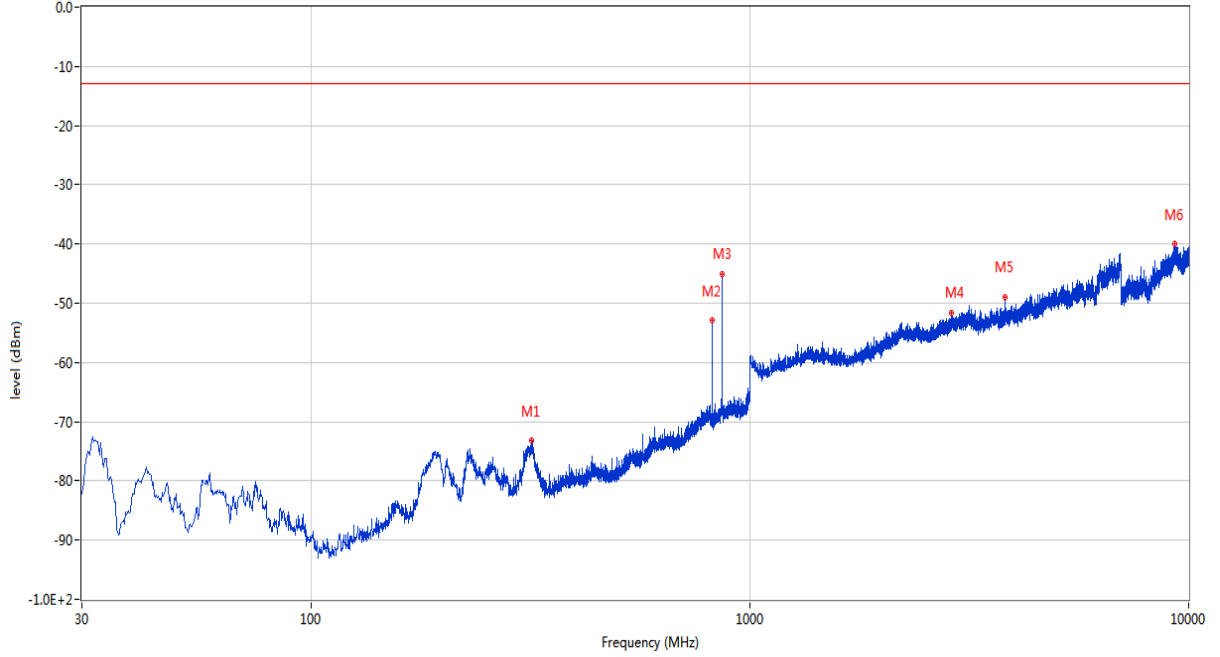
RSE Test case_FCC PART22&24&27_FCC PART 22_850_GSM 850&CDMA BC0&WCDMA B5<E B5&26



Frequency (MHz)	Result (dBm)	Factor (dB)	PK Limit (dBm)	Over Limit (dB)	Table (o)	ANT	EUT	Verdict
223.273	-75.48	-16.39	-13.0	-62.48	312.00	Horizontal	Horizontal	Pass
818.610	-50.03	1.87	-13.0	-37.03	76.00	Horizontal	Horizontal	N/A
863.715	-42.26	2.47	-13.0	-29.26	352.00	Horizontal	Horizontal	N/A
2226.000	-53.45	-0.44	-13.0	-40.45	163.00	Horizontal	Horizontal	Pass
3920.000	-49.55	6.08	-13.0	-36.55	199.00	Horizontal	Horizontal	Pass
9331.750	-39.85	17.37	-13.0	-26.85	80.00	Horizontal	Horizontal	Pass

RSE-V&H LTE Band 26 (Part90) BW1.4 CH26740

RSE Test case_FCC PART22&24&27_FCC PART 22_850_GSM 850&CDMA BC0&WCDMA B5<E B5&26

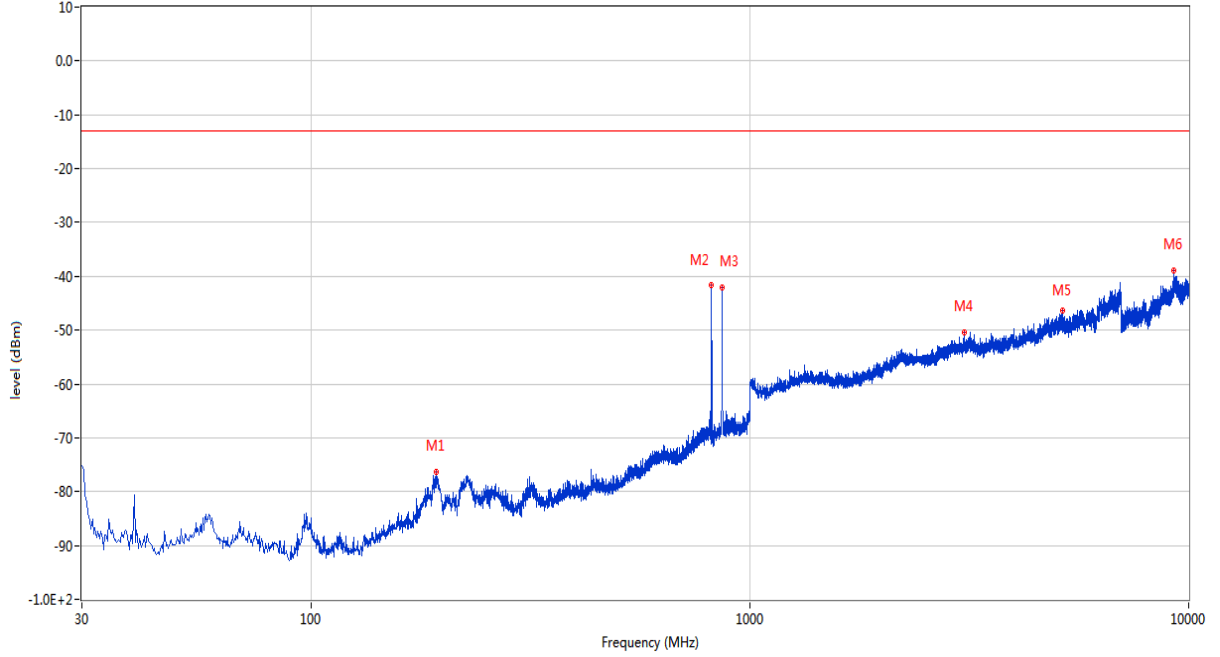


Frequency (MHz)	Result (dBm)	Factor (dB)	PK Limit (dBm)	Over Limit (dB)	Table (o)	ANT	EUT	Verdict
317.847	-73.17	-12.11	-13.0	-60.17	72.00	Vertical	Horizontal	Pass
818.610	-52.96	1.87	-13.0	-39.96	356.00	Vertical	Horizontal	N/A
864.442	-45.07	2.46	-13.0	-32.07	342.00	Vertical	Horizontal	N/A
2882.000	-51.70	1.59	-13.0	-38.70	65.00	Vertical	Horizontal	Pass
3818.000	-48.97	5.46	-13.0	-35.97	23.00	Vertical	Horizontal	Pass
9290.500	-40.02	17.49	-13.0	-27.02	322.00	Vertical	Horizontal	Pass

15.2 LTE Band 26 (Part90) BW3, Middle Channel

RSE-H&H LTE Band 26 (Part90) BW3 CH26740

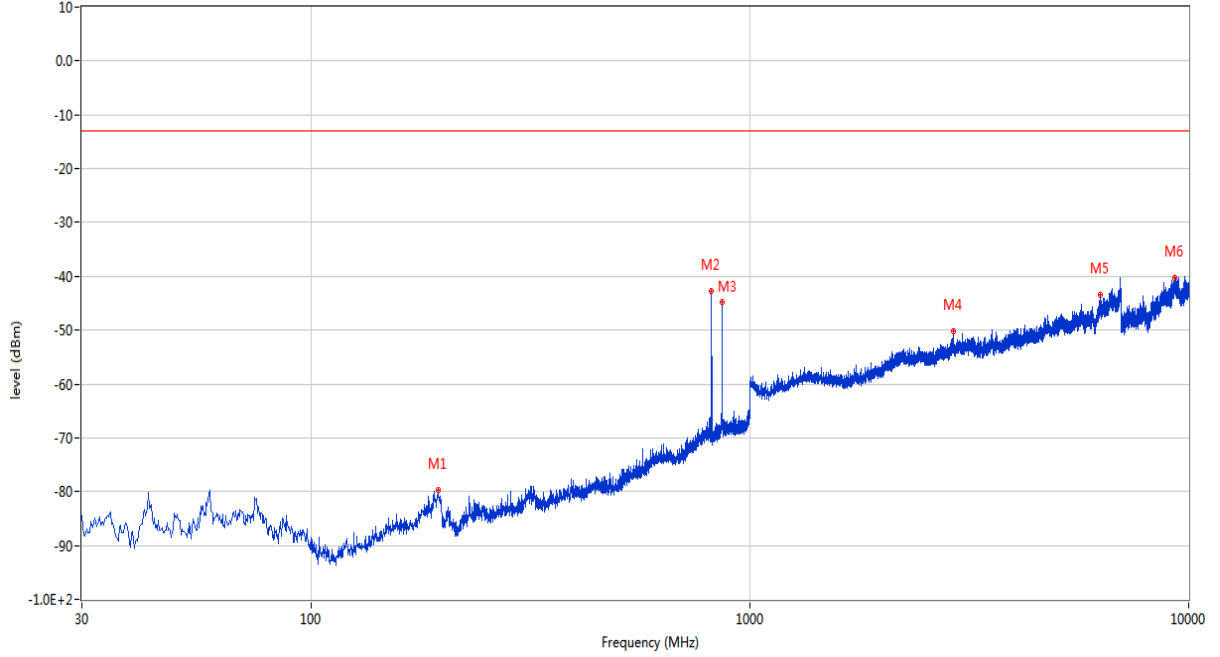
RSE Test case_FCC PART22&24&27_FCC PART 22_850_GSM 850&CDMA BC0&WCDMA B5<E B5&26



Frequency (MHz)	Result (dBm)	Factor (dB)	PK Limit (dBm)	Over Limit (dB)	Table (o)	ANT	EUT	Verdict
192.475	-76.34	-16.66	-13.0	-63.34	250.00	Horizontal	Horizontal	Pass
817.640	-41.64	1.88	-13.0	-28.64	64.00	Horizontal	Horizontal	N/A
865.170	-42.05	2.44	-13.0	-29.05	360.00	Horizontal	Horizontal	N/A
3086.000	-50.50	3.43	-13.0	-37.50	63.00	Horizontal	Horizontal	Pass
5164.000	-46.44	7.80	-13.0	-33.44	319.00	Horizontal	Horizontal	Pass
9250.750	-39.02	17.13	-13.0	-26.02	122.00	Horizontal	Horizontal	Pass

RSE-V&H LTE Band 26 (Part90) BW3 CH26740

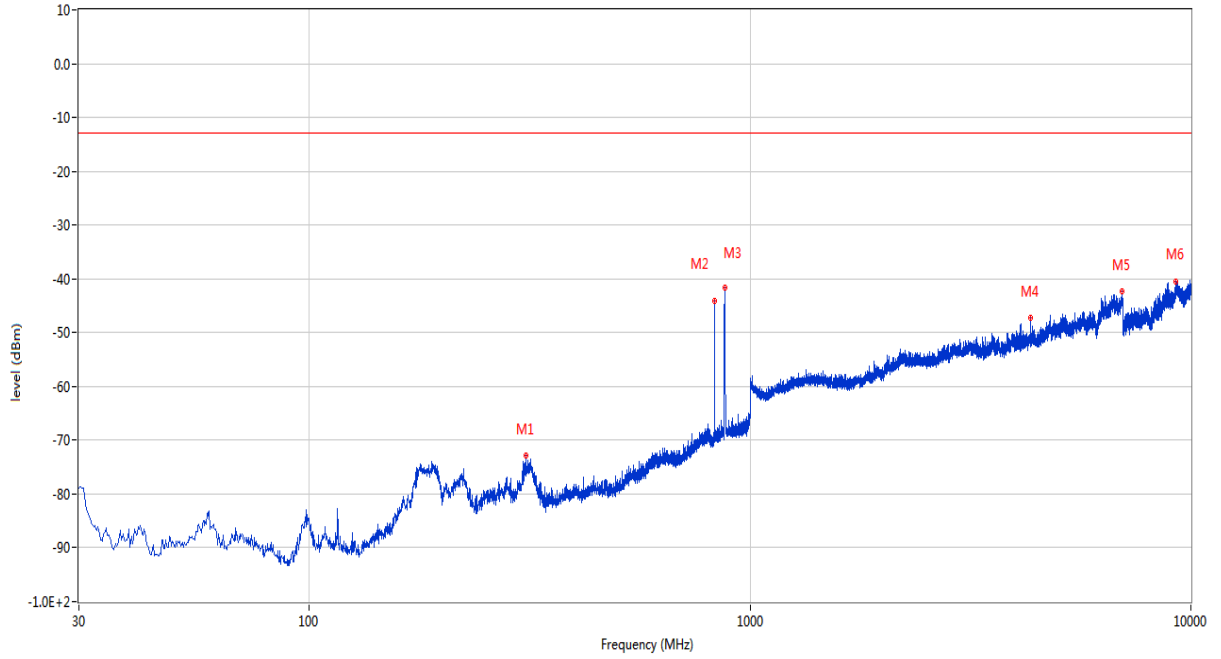
RSE Test case_FCC PART22&24&27_FCC PART 22_850_GSM 850&CDMA BC0&WCDMA B5<E B5&26



Frequency (MHz)	Result (dBm)	Factor (dB)	PK Limit (dBm)	Over Limit (dB)	Table (o)	ANT	EUT	Verdict
194.900	-79.81	-16.83	-13.0	-66.81	132.00	Vertical	Horizontal	Pass
817.640	-42.76	1.88	-13.0	-29.76	5.00	Vertical	Horizontal	N/A
864.685	-44.80	2.45	-13.0	-31.80	346.00	Vertical	Horizontal	N/A
2914.000	-50.29	2.84	-13.0	-37.29	68.00	Vertical	Horizontal	Pass
6288.000	-43.50	11.69	-13.0	-30.50	66.00	Vertical	Horizontal	Pass
9304.750	-40.37	17.70	-13.0	-27.37	57.00	Vertical	Horizontal	Pass

15.3 LTE Band 26 (Part90) BW5, Middle Channel

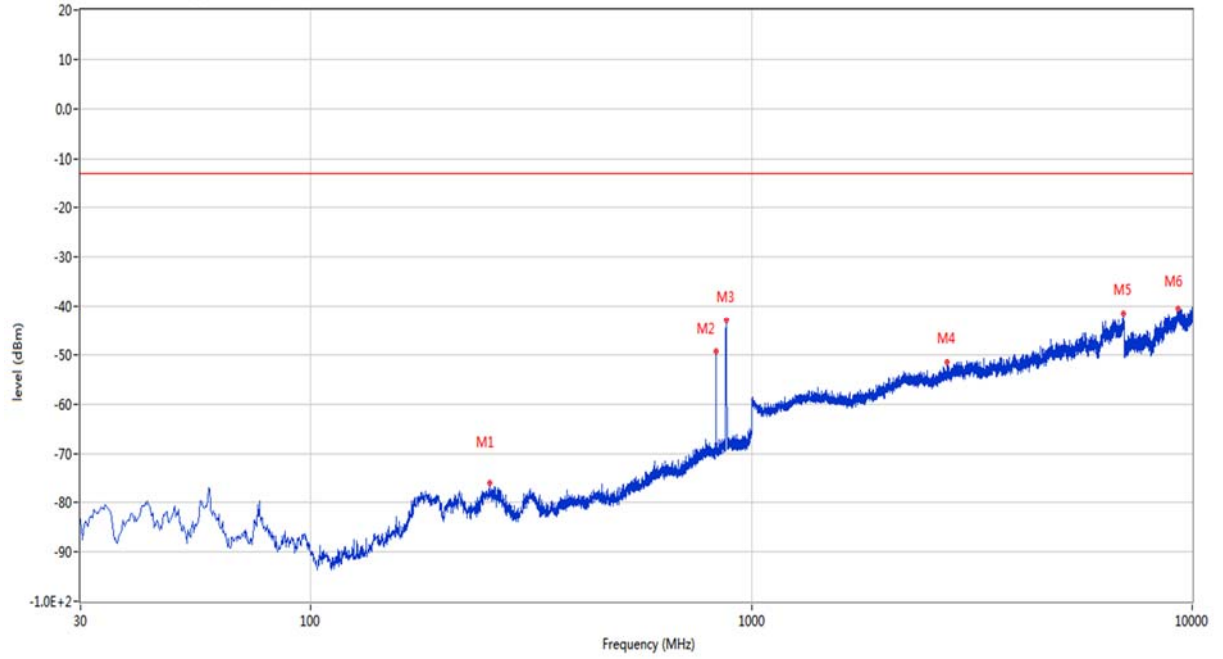
RSE-H&H LTE Band 26 (Part90) BW5 CH26740



Frequency (MHz)	Result (dBm)	Factor (dB)	PK Limit (dBm)	Over Limit (dB)	Table (o)	ANT	EUT	Verdict
309.360	-72.91	-12.67	-13.0	-59.91	30.00	Horizontal	Horizontal	Pass
829.280	-44.02	2.11	-13.0	-31.02	78.00	Horizontal	Horizontal	N/A
878.508	-41.68	2.71	-13.0	-28.68	195.00	Horizontal	Horizontal	N/A
4333.000	-47.34	6.45	-13.0	-34.34	307.00	Horizontal	Horizontal	Pass
6963.000	-42.21	13.28	-13.0	-29.21	163.00	Horizontal	Horizontal	Pass
9230.500	-40.58	16.84	-13.0	-27.58	339.00	Horizontal	Horizontal	Pass

RSE-V&H LTE Band 26 (Part90) BW5 CH26740

RSE Test case_FCC PART22&24&27_FCC PART 22 (850)

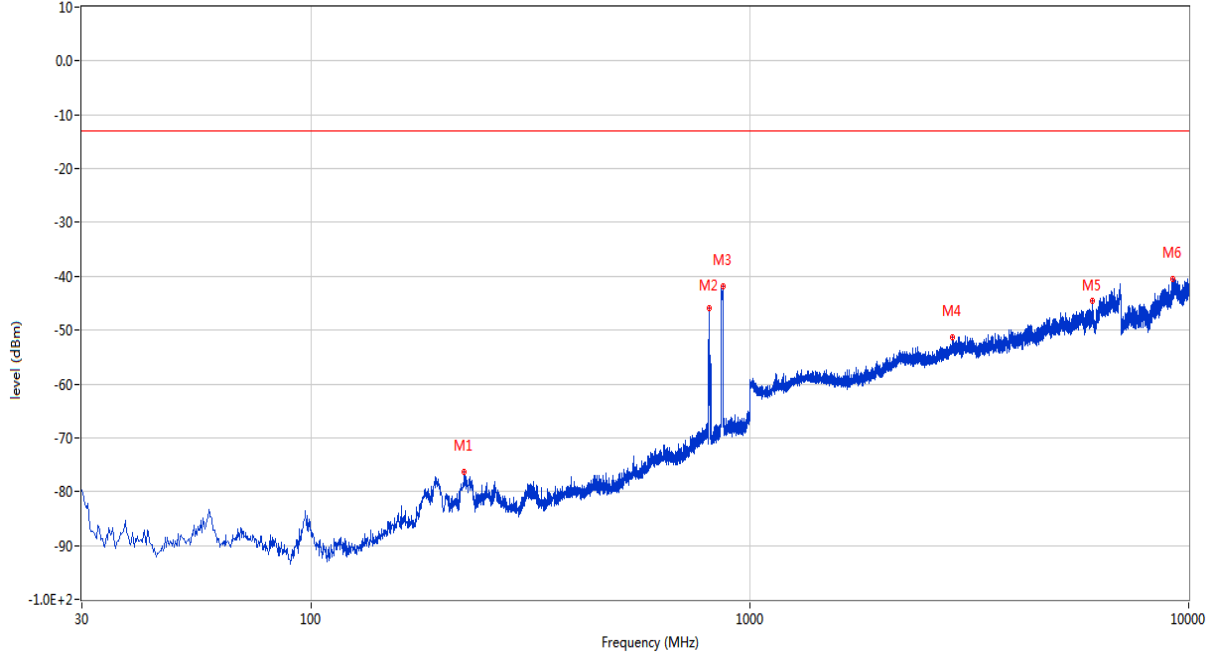


Frequency (MHz)	Result (dBm)	Factor (dB)	PK Limit (dBm)	Over Limit (dB)	Table (o)	ANT	EUT	Verdict
254.555	-75.96	-14.51	-13.0	-62.96	154.00	Vertical	Horizontal	Pass
829.522	-49.22	2.12	-13.0	-36.22	63.00	Vertical	Horizontal	N/A
877.052	-43.02	2.66	-13.0	-30.02	208.00	Vertical	Horizontal	N/A
2775.500	-51.62	0.75	-13.0	-38.62	132.00	Vertical	Horizontal	Pass
6979.000	-41.57	13.95	-13.0	-28.57	278.00	Vertical	Horizontal	Pass
9281.500	-40.57	17.29	-13.0	-27.57	360.00	Vertical	Horizontal	Pass

15.4 LTE Band 26 (Part90) BW10, Middle Channel

RSE-H&H LTE Band 26 (Part90) BW10 CH26740

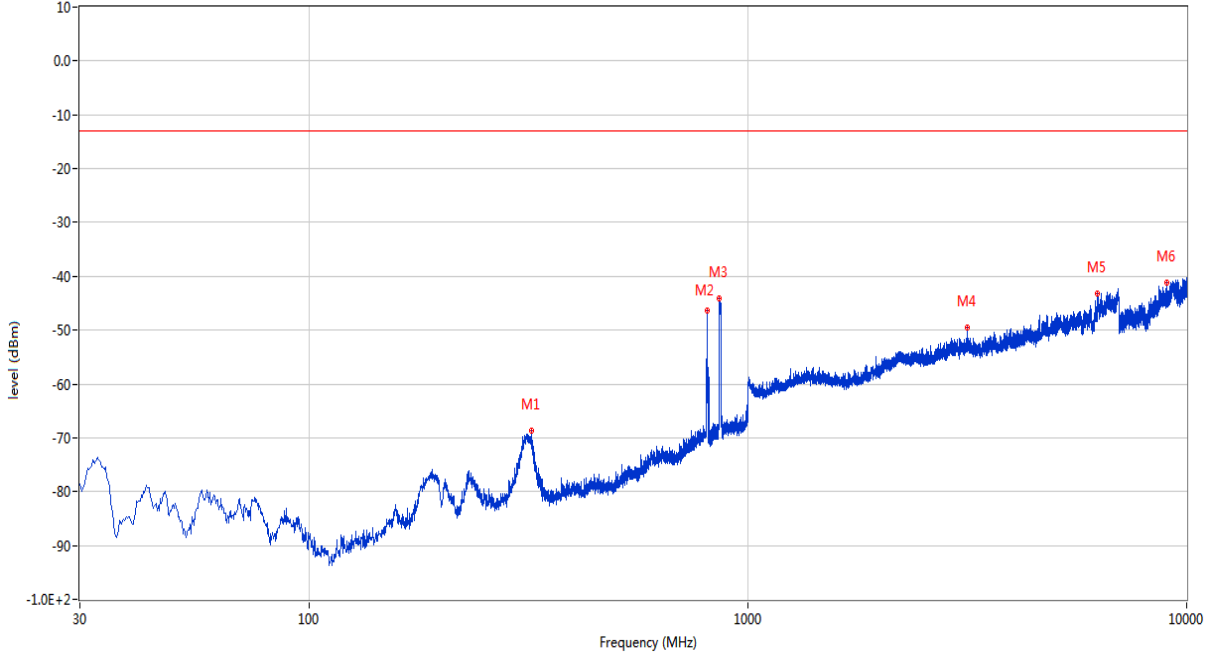
RSE Test case_FCC PART22&24&27_FCC PART 22_850_GSM 850&CDMA BC0&WCDMA B5<E B5&26



Frequency (MHz)	Result (dBm)	Factor (dB)	PK Limit (dBm)	Over Limit (dB)	Table (o)	ANT	EUT	Verdict
223.273	-76.40	-16.39	-13.0	-63.40	277.00	Horizontal	Horizontal	Pass
808.425	-45.88	1.95	-13.0	-32.88	324.00	Horizontal	Horizontal	N/A
867.595	-41.84	2.44	-13.0	-28.84	356.00	Horizontal	Horizontal	N/A
2893.000	-51.31	2.68	-13.0	-38.31	176.00	Horizontal	Horizontal	Pass
6047.000	-44.58	8.79	-13.0	-31.58	301.00	Horizontal	Horizontal	Pass
9211.000	-40.46	16.52	-13.0	-27.46	164.00	Horizontal	Horizontal	Pass

RSE-V&H LTE Band 26 (Part90) BW10 CH26740

RSE Test case_FCC PART22&24&27_FCC PART 22_850_GSM 850&CDMA BC0&WCDMA B5<E B5&26



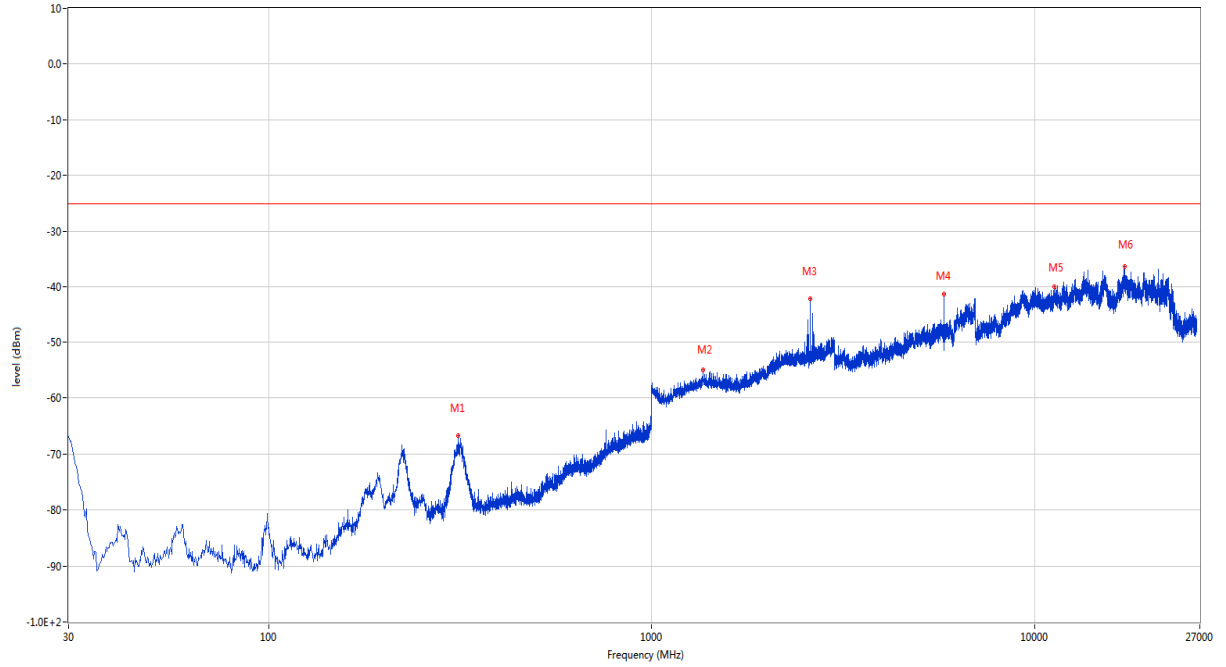
Frequency (MHz)	Result (dBm)	Factor (dB)	PK Limit (dBm)	Over Limit (dB)	Table (o)	ANT	EUT	Verdict
321.728	-68.70	-12.02	-13.0	-55.70	348.00	Vertical	Horizontal	Pass
808.182	-46.31	1.95	-13.0	-33.31	355.00	Vertical	Horizontal	N/A
860.320	-44.04	2.63	-13.0	-31.04	155.00	Vertical	Horizontal	N/A
3159.000	-49.61	3.88	-13.0	-36.61	12.00	Vertical	Horizontal	Pass
6273.000	-43.18	11.31	-13.0	-30.18	273.00	Vertical	Horizontal	Pass
9022.750	-41.15	15.90	-13.0	-28.15	308.00	Vertical	Horizontal	Pass

16 LTE Band 38

16.1 LTE Band 38 BW5, Middle Channel

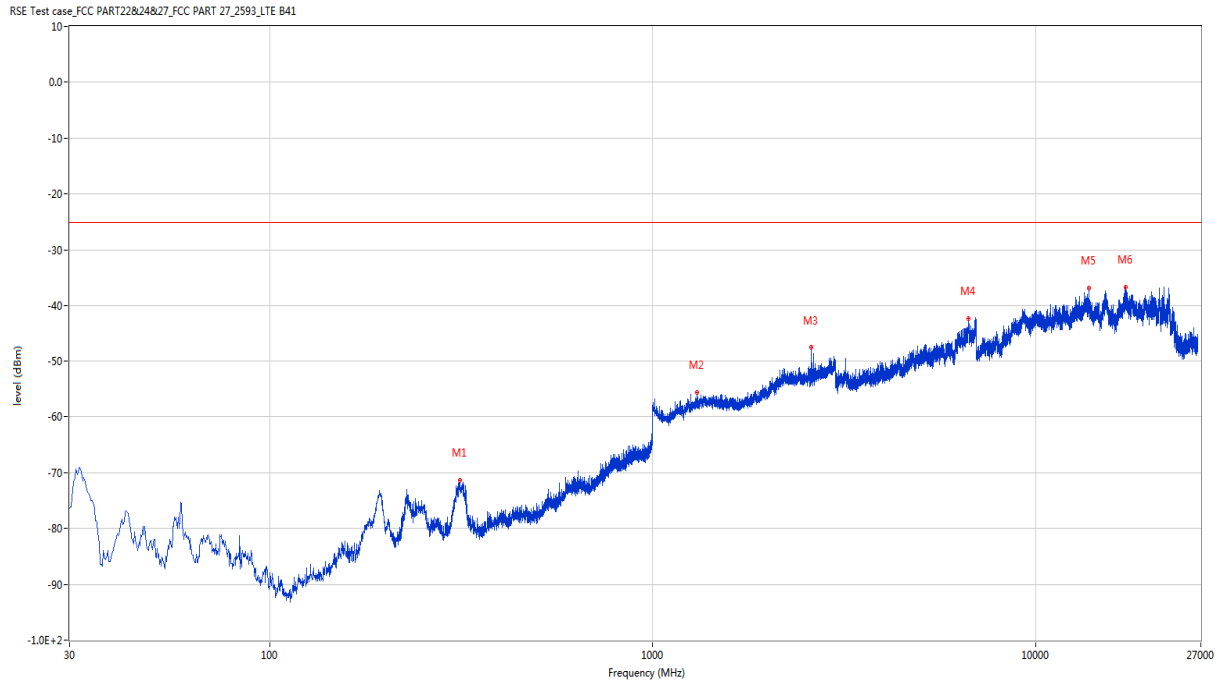
RSE-H&H LTE Band 38 BW5 CH38000

RSE Test case_FCC PART22824&27_FCC PART 27_2593_LTE B41



Frequency (MHz)	Result (dBm)	Factor (dB)	PK Limit (dBm)	Over Limit (dB)	Table (o)	ANT	EUT	Verdict
312.755	-66.72	-11.51	-25.0	-41.72	264.00	Horizontal	Horizontal	Pass
1358.500	-55.08	-2.83	-25.0	-30.08	251.00	Horizontal	Horizontal	Pass
2593.000	-42.02	2.43	-25.0	-17.02	196.00	Horizontal	Horizontal	N/A
5789.000	-41.32	7.00	-25.0	-16.32	145.00	Horizontal	Horizontal	Pass
11273.687	-39.95	17.80	-25.0	-14.95	333.00	Horizontal	Horizontal	Pass
17199.688	-36.38	18.55	-25.0	-11.38	282.00	Horizontal	Horizontal	Pass

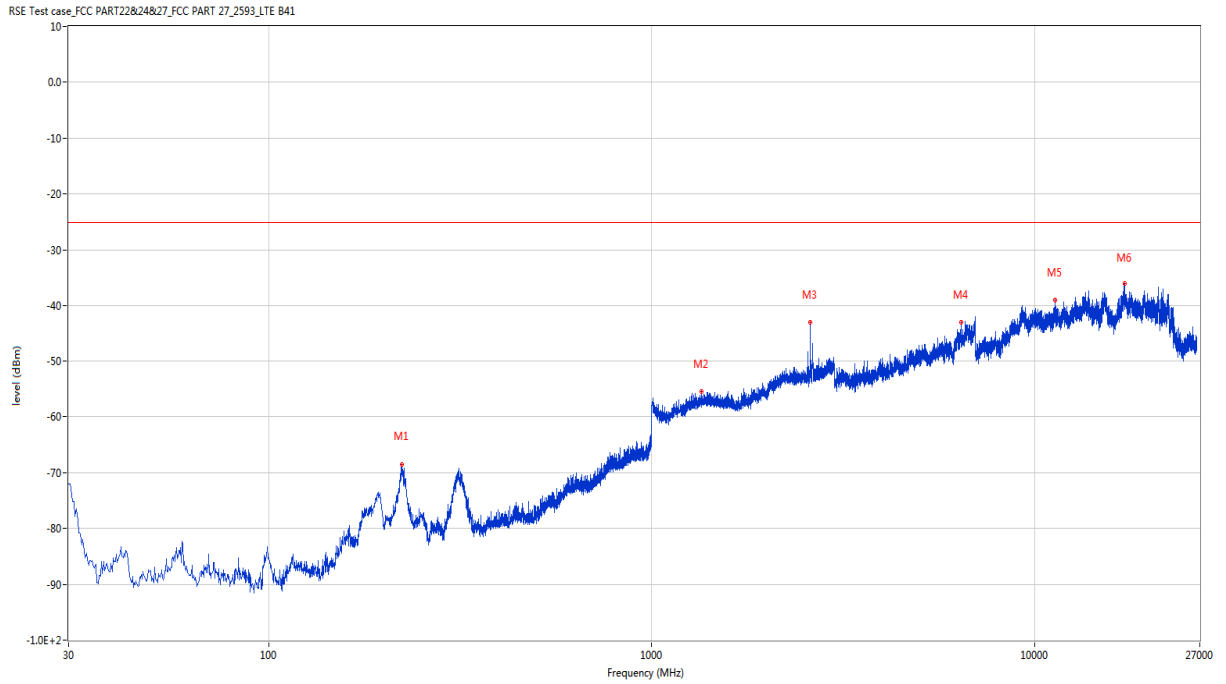
RSE-V&H LTE Band 38 BW5 CH38000



Frequency (MHz)	Result (dBm)	Factor (dB)	PK Limit (dBm)	Over Limit (dB)	Table (o)	ANT	EUT	Verdict
313.967	-71.40	-11.51	-25.0	-46.40	75.00	Vertical	Horizontal	Pass
1303.000	-55.65	-3.22	-25.0	-30.65	342.00	Vertical	Horizontal	Pass
2593.000	-47.62	2.43	-25.0	-22.62	237.00	Vertical	Horizontal	N/A
6676.000	-42.29	12.01	-25.0	-17.29	197.00	Vertical	Horizontal	Pass
13801.250	-36.87	20.51	-25.0	-11.87	307.00	Vertical	Horizontal	Pass
17221.437	-36.61	18.07	-25.0	-11.61	86.00	Vertical	Horizontal	Pass

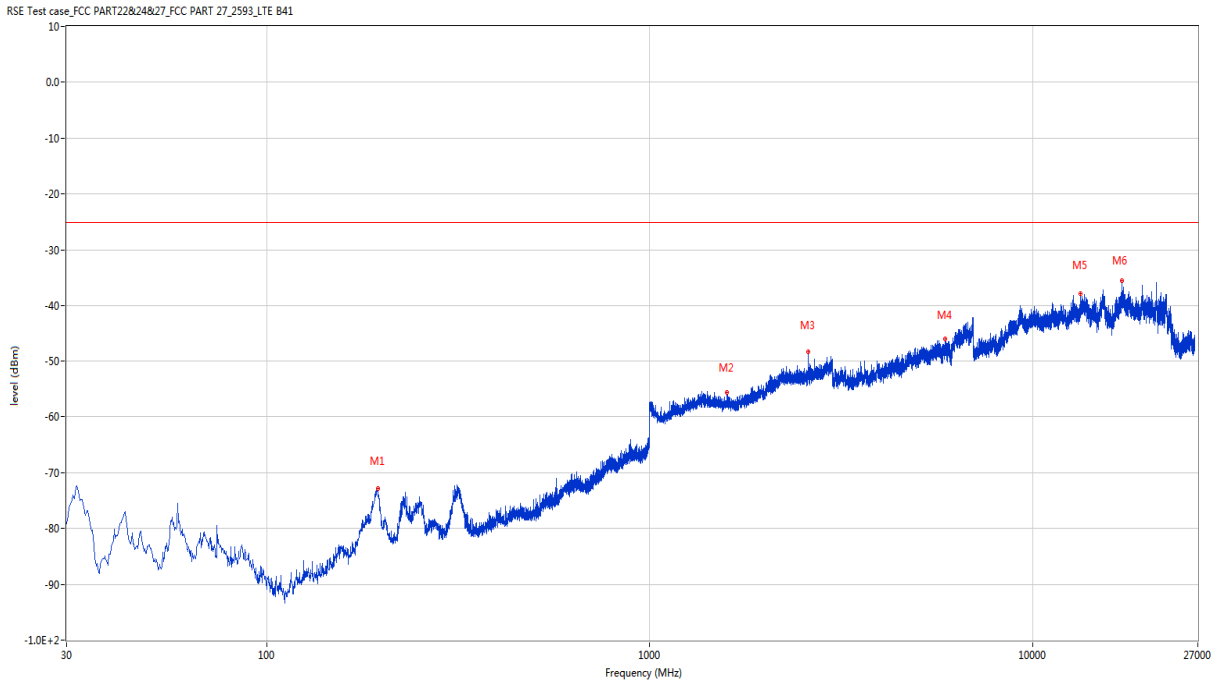
16.2 LTE Band 38 BW10, Middle Channel

RSE-H&H LTE Band 38 BW10 CH38000



Frequency (MHz)	Result (dBm)	Factor (dB)	PK Limit (dBm)	Over Limit (dB)	Table (o)	ANT	EUT	Verdict
222.303	-68.49	-15.92	-25.0	-43.49	302.00	Horizontal	Horizontal	Pass
1347.500	-55.56	-3.06	-25.0	-30.56	115.00	Horizontal	Horizontal	Pass
2598.000	-42.99	2.45	-25.0	-17.99	14.00	Horizontal	Horizontal	N/A
6417.000	-43.01	11.38	-25.0	-18.01	358.00	Horizontal	Horizontal	Pass
11292.375	-39.02	18.00	-25.0	-14.02	353.00	Horizontal	Horizontal	Pass
17205.125	-36.06	18.43	-25.0	-11.06	32.00	Horizontal	Horizontal	Pass

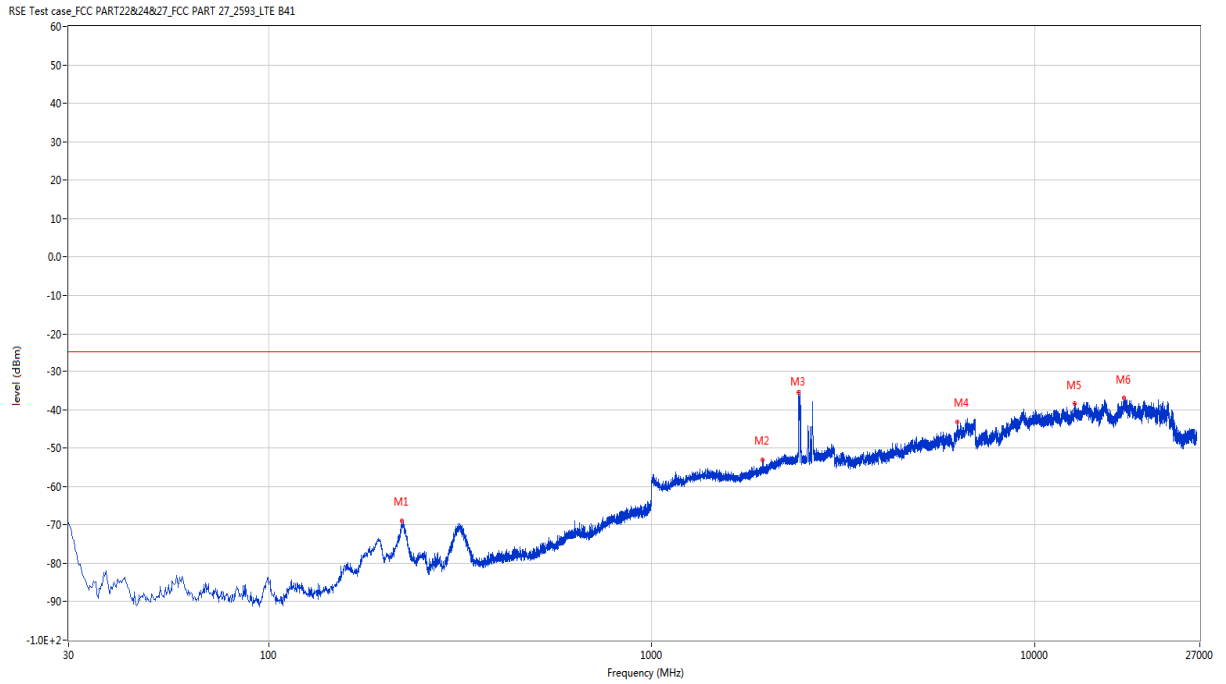
RSE-V&H LTE Band 38 BW10 CH38000



Frequency (MHz)	Result (dBm)	Factor (dB)	PK Limit (dBm)	Over Limit (dB)	Table (o)	ANT	EUT	Verdict
194.658	-72.86	-16.30	-25.0	-47.86	248.00	Vertical	Horizontal	Pass
1588.500	-55.71	-3.33	-25.0	-30.71	40.00	Vertical	Horizontal	Pass
2598.000	-48.40	2.45	-25.0	-23.40	359.00	Vertical	Horizontal	N/A
5906.000	-45.94	8.27	-25.0	-20.94	12.00	Vertical	Horizontal	Pass
13351.750	-37.81	18.86	-25.0	-12.81	24.00	Vertical	Horizontal	Pass
17094.563	-35.50	19.15	-25.0	-10.50	83.00	Vertical	Horizontal	Pass

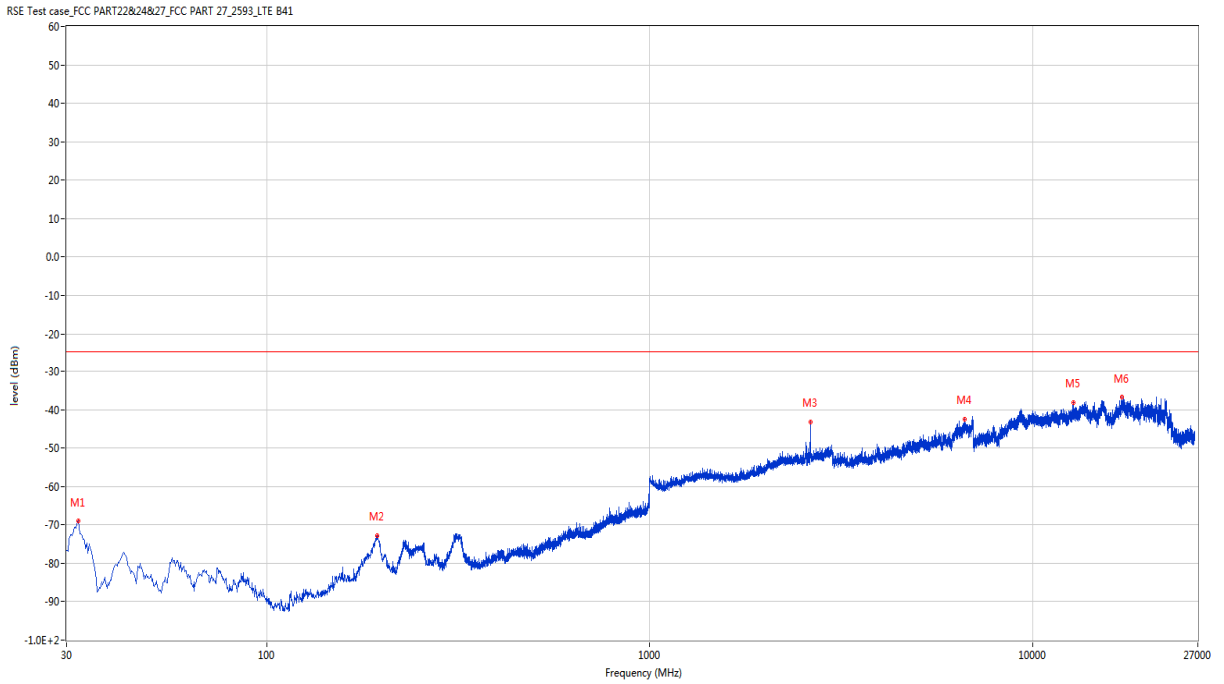
16.3 LTE Band 38 BW15, Middle Channel

RSE-H&H LTE Band 38 BW15 CH38000



Frequency (MHz)	Result (dBm)	Factor (dB)	PK Limit (dBm)	Over Limit (dB)	Table (o)	ANT	EUT	Verdict
222.788	-68.84	-15.86	-25.0	-43.84	291.00	Horizontal	Horizontal	Pass
1943.500	-53.02	-1.75	-25.0	-28.02	216.00	Horizontal	Horizontal	Pass
2421.000	-35.43	1.59	-25.0	-10.43	16.00	Horizontal	Horizontal	N/A
6289.000	-43.11	11.66	-25.0	-18.11	130.00	Horizontal	Horizontal	Pass
12735.625	-38.48	19.91	-25.0	-13.48	127.00	Horizontal	Horizontal	Pass
17092.750	-37.04	19.05	-25.0	-12.04	37.00	Horizontal	Horizontal	Pass

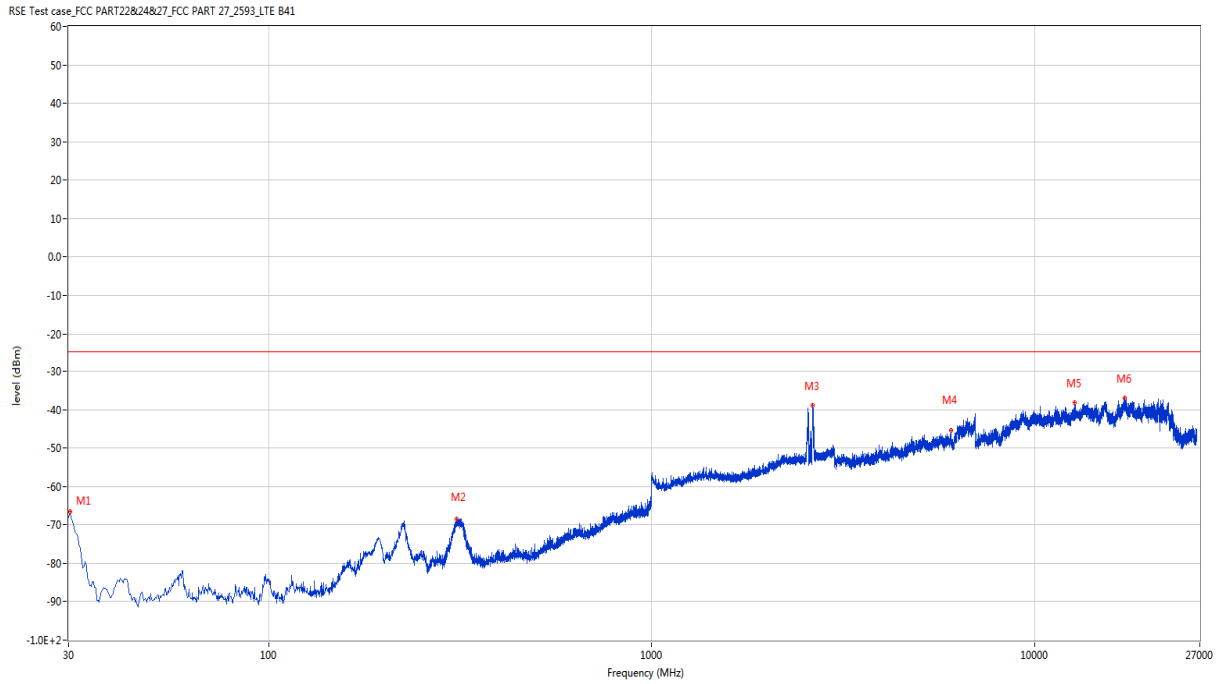
RSE-V&H LTE Band 38 BW15 CH38000



Frequency (MHz)	Result (dBm)	Factor (dB)	PK Limit (dBm)	Over Limit (dB)	Table (o)	ANT	EUT	Verdict
31.940	-69.74	-18.53	-25.0	-44.74	141.00	Vertical	Horizontal	Pass
193.930	-72.84	-16.28	-25.0	-47.84	273.00	Vertical	Horizontal	Pass
2627.000	-43.27	2.65	-25.0	-18.27	342.00	Vertical	Horizontal	N/A
6660.000	-42.54	11.85	-25.0	-17.54	138.00	Vertical	Horizontal	Pass
12750.000	-40.29	20.38	-25.0	-15.29	91.00	Vertical	Horizontal	Pass
17105.438	-36.82	19.34	-25.0	-11.82	349.00	Vertical	Horizontal	Pass

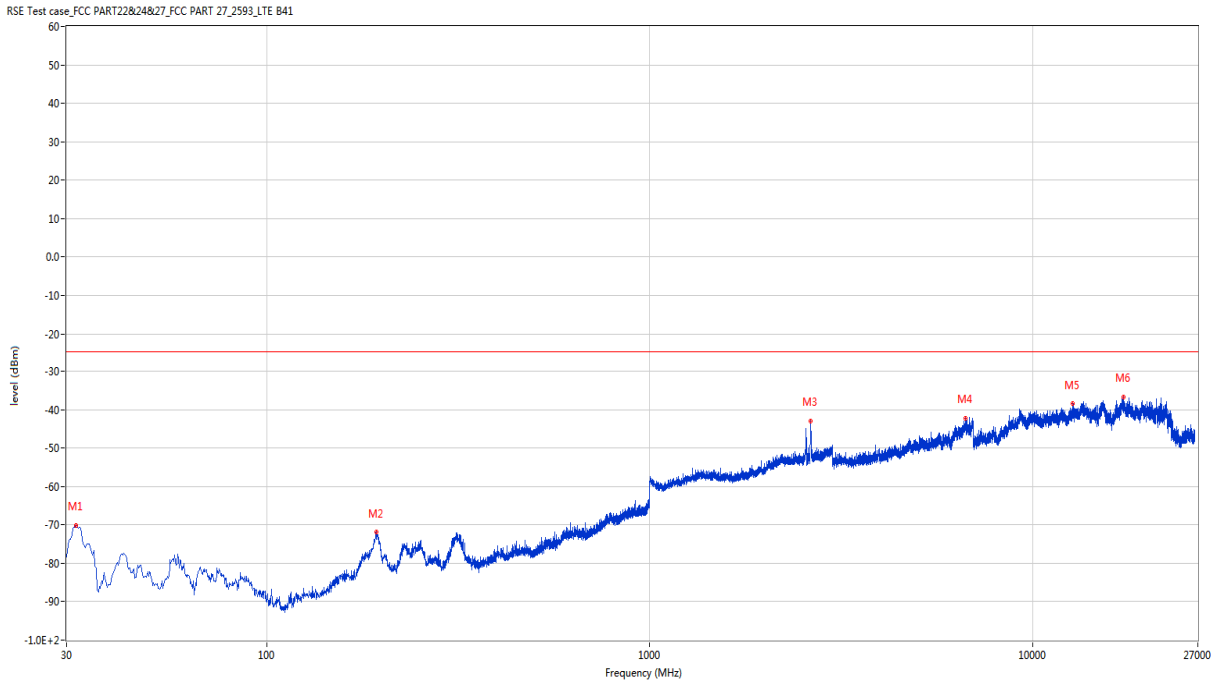
16.4 LTE Band 38 BW20, Middle Channel

RSE-H&H LTE Band 38 BW20 CH38000



Frequency (MHz)	Result (dBm)	Factor (dB)	PK Limit (dBm)	Over Limit (dB)	Table (o)	ANT	EUT	Verdict
30.000	-68.01	-19.10	-25.0	-43.01	293.00	Horizontal	Horizontal	Pass
309.118	-68.43	-11.65	-25.0	-43.43	267.00	Horizontal	Horizontal	Pass
2631.500	-38.88	2.68	-25.0	-13.88	185.00	Horizontal	Horizontal	N/A
6041.000	-45.46	8.79	-25.0	-20.46	231.00	Horizontal	Horizontal	Pass
12748.562	-38.16	20.34	-25.0	-13.16	1.00	Horizontal	Horizontal	Pass
17197.875	-36.95	18.54	-25.0	-11.95	79.00	Horizontal	Horizontal	Pass

RSE-V&H LTE Band 38 BW20 CH38000



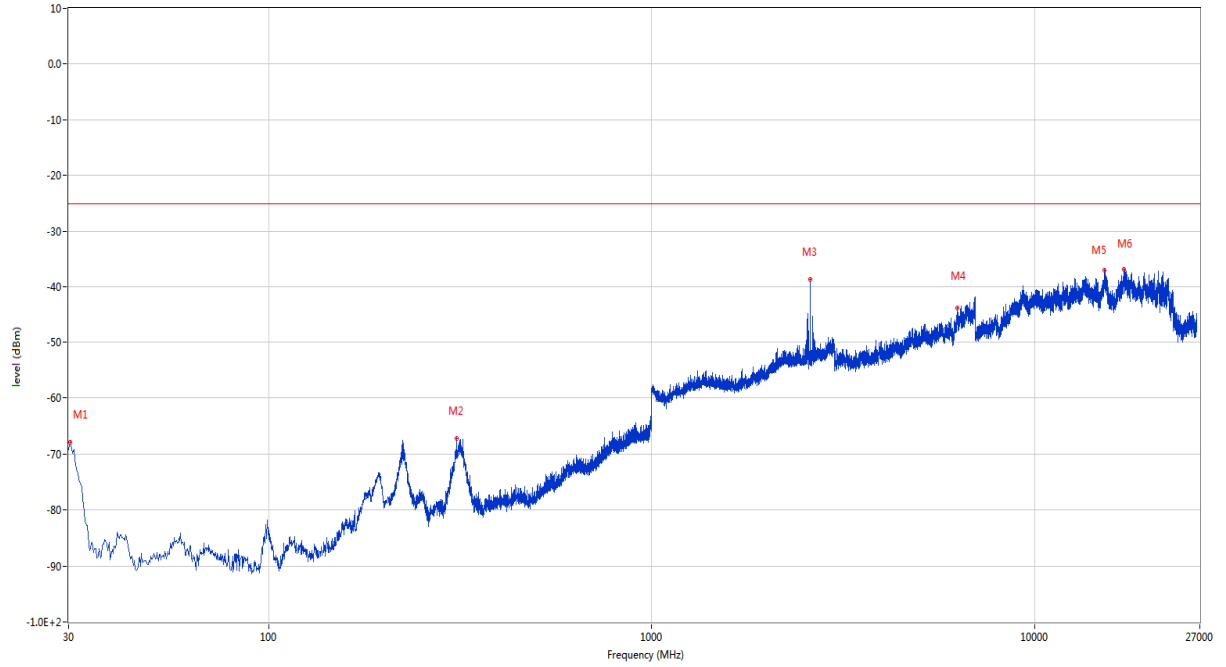
Frequency (MHz)	Result (dBm)	Factor (dB)	PK Limit (dBm)	Over Limit (dB)	Table (o)	ANT	EUT	Verdict
31.698	-70.12	-18.79	-25.0	-45.12	133.00	Vertical	Horizontal	Pass
193.688	-71.94	-16.27	-25.0	-46.94	264.00	Vertical	Horizontal	Pass
2633.000	-43.01	2.70	-25.0	-18.01	237.00	Vertical	Horizontal	N/A
6689.000	-42.25	12.07	-25.0	-17.25	339.00	Vertical	Horizontal	Pass
12734.188	-38.51	19.87	-25.0	-13.51	88.00	Vertical	Horizontal	Pass
17273.999	-36.72	17.88	-25.0	-11.72	43.00	Vertical	Horizontal	Pass

17 LTE Band 41

17.1 LTE Band 41 BW5, Middle Channel

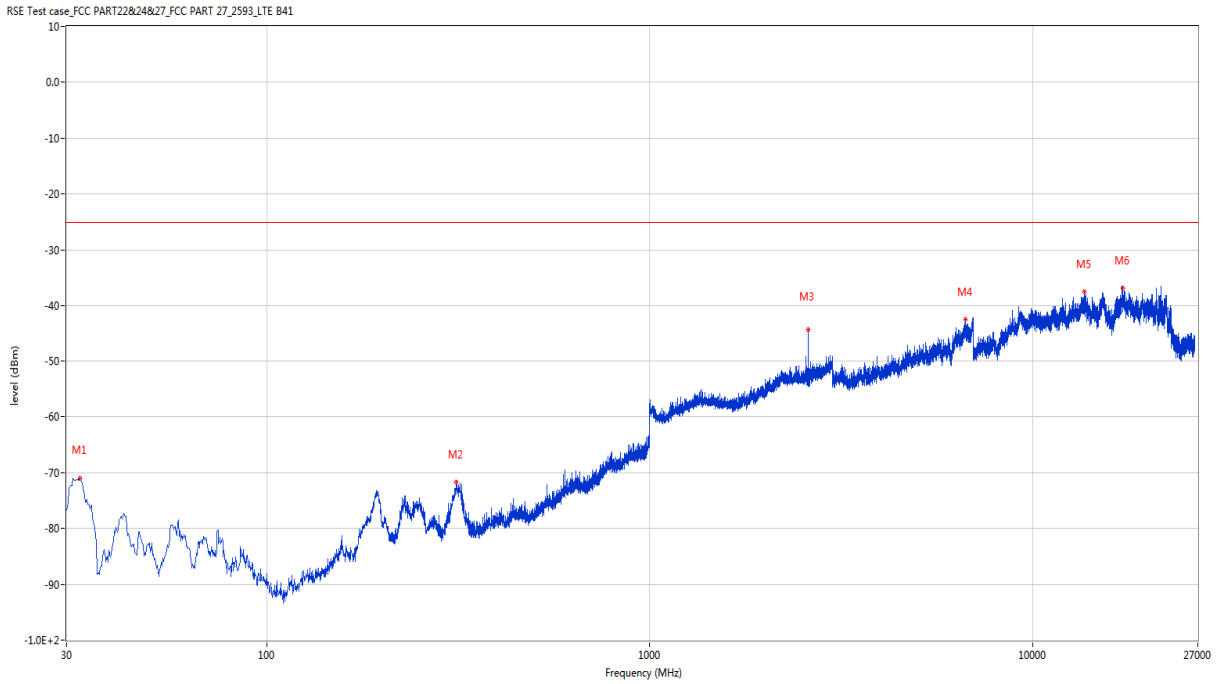
RSE-H&H LTE Band 41 BW5 CH40690

RSE Test case_FCC PART22824&27_FCC PART 27_2593_LTE B41



Frequency (MHz)	Result (dBm)	Factor (dB)	PK Limit (dBm)	Over Limit (dB)	Table (o)	ANT	EUT	Verdict
30.000	-69.16	-19.10	-25.0	-44.16	137.00	Horizontal	Horizontal	Pass
309.602	-67.32	-11.69	-25.0	-42.32	280.00	Horizontal	Horizontal	Pass
2591.500	-38.66	2.42	-25.0	-13.66	195.00	Horizontal	Horizontal	N/A
6282.000	-43.83	11.66	-25.0	-18.83	319.00	Horizontal	Horizontal	Pass
15224.063	-36.90	18.06	-25.0	-11.90	99.00	Horizontal	Horizontal	Pass
17098.188	-36.82	19.36	-25.0	-11.82	209.00	Horizontal	Horizontal	Pass

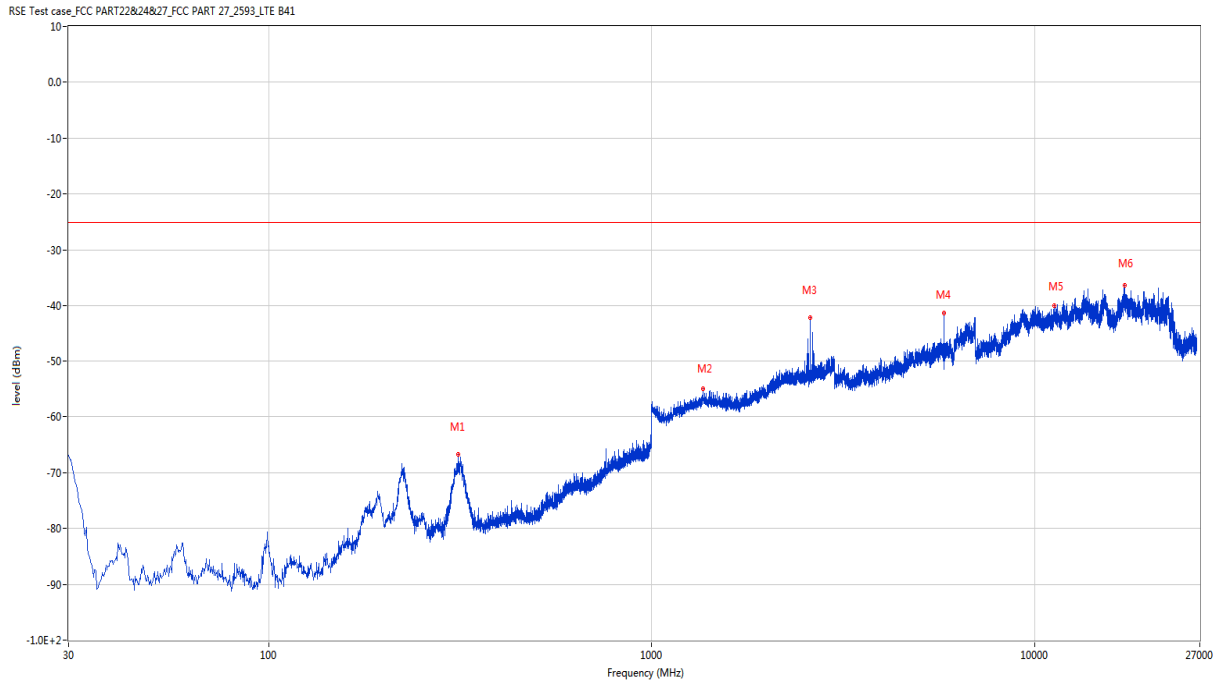
RSE-V&H LTE Band 41 BW5 CH40690



Frequency (MHz)	Result (dBm)	Factor (dB)	PK Limit (dBm)	Over Limit (dB)	Table (o)	ANT	EUT	Verdict
32.425	-70.97	-18.70	-25.0	-45.97	186.00	Vertical	Horizontal	Pass
312.270	-71.78	-11.55	-25.0	-46.78	117.00	Vertical	Horizontal	Pass
2591.500	-44.23	2.42	-25.0	-19.23	239.00	Vertical	Horizontal	N/A
6675.000	-42.48	12.07	-25.0	-17.48	354.00	Vertical	Horizontal	Pass
13627.250	-37.55	19.22	-25.0	-12.55	67.00	Vertical	Horizontal	Pass
17206.938	-36.84	18.39	-25.0	-11.84	209.00	Vertical	Horizontal	Pass

17.2 LTE Band 41 BW10, Middle Channel

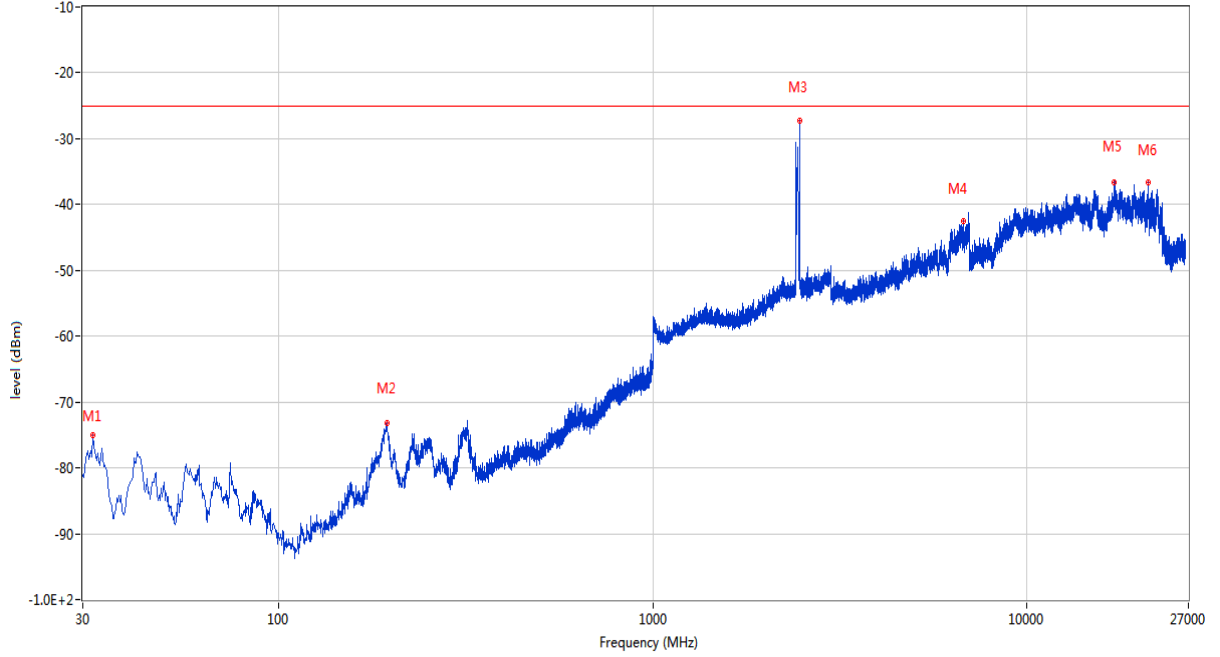
RSE-H&H LTE Band 41 BW10 CH40690



Frequency (MHz)	Result (dBm)	Factor (dB)	PK Limit (dBm)	Over Limit (dB)	Table (o)	ANT	EUT	Verdict
312.755	-66.72	-11.51	-25.0	-41.72	264.00	Horizontal	Horizontal	Pass
1358.500	-55.08	-2.83	-25.0	-30.08	251.00	Horizontal	Horizontal	Pass
2593.000	-42.02	2.43	-25.0	-17.02	196.00	Horizontal	Horizontal	N/A
5789.000	-41.32	7.00	-25.0	-16.32	145.00	Horizontal	Horizontal	Pass
11273.687	-39.95	17.80	-25.0	-14.95	333.00	Horizontal	Horizontal	Pass
17199.688	-36.38	18.55	-25.0	-11.38	282.00	Horizontal	Horizontal	Pass

RSE-V&H LTE Band 41 BW10 CH40690

RSE Test case_FCC PART22&24&27_FCC PART 27_2593_LTE B41

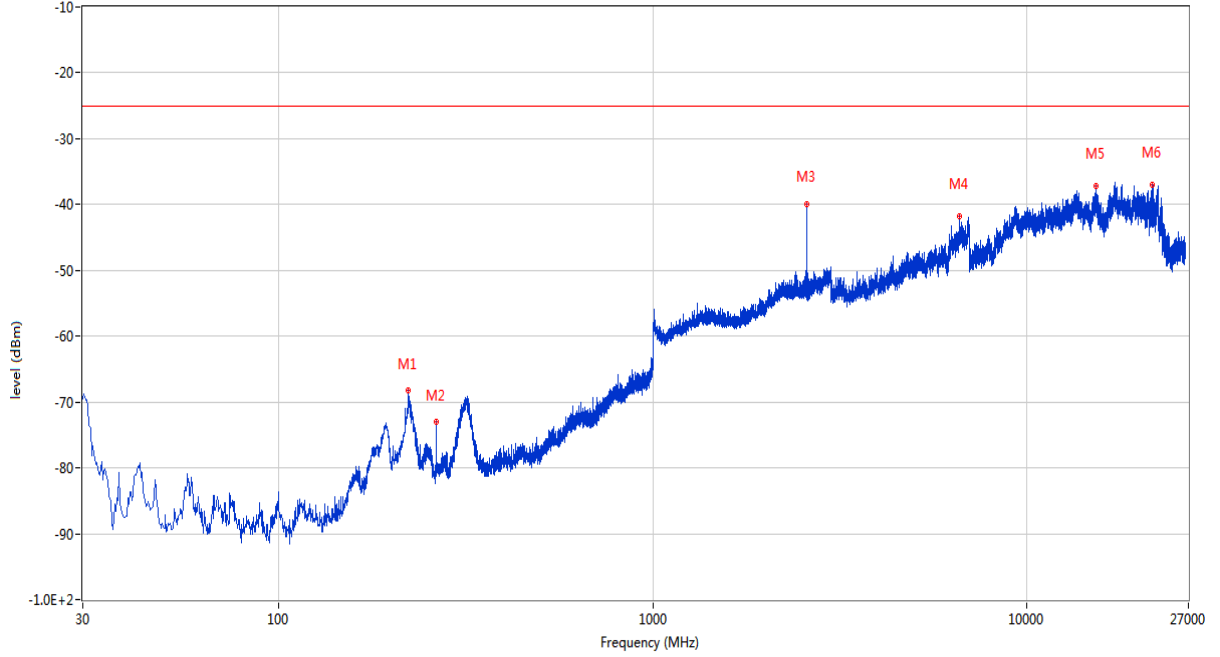


Frequency (MHz)	Result (dBm)	Factor (dB)	PK Limit (dBm)	Over Limit (dB)	Table (o)	ANT	EUT	Verdict
31.698	-78.24	-18.79	-25.0	-53.24	350.00	Vertical	Horizontal	Pass
194.900	-73.16	-16.31	-25.0	-48.16	256.00	Vertical	Horizontal	Pass
2471.000	-27.34	1.41	-25.0	-2.34	129.00	Vertical	Horizontal	N/A
6750.000	-42.52	11.80	-25.0	-17.52	305.00	Vertical	Horizontal	Pass
17101.813	-36.60	19.42	-25.0	-11.60	279.00	Vertical	Horizontal	Pass
21041.625	-36.72	23.27	-25.0	-11.72	106.00	Vertical	Horizontal	Pass

17.3 LTE Band 41 BW15, Middle Channel

RSE-H&H LTE Band 41 BW15 CH40690

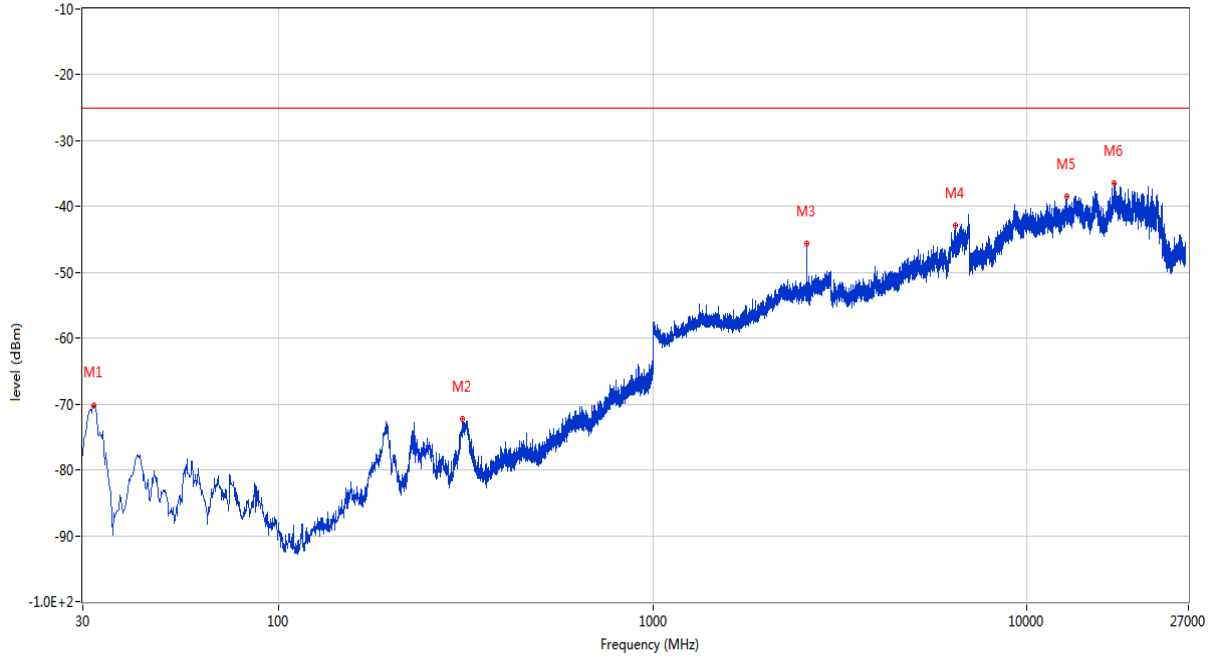
RSE Test case_FCC PART22&24&27_FCC PART 27_2593_LTE B41



Frequency (MHz)	Result (dBm)	Factor (dB)	PK Limit (dBm)	Over Limit (dB)	Table (o)	ANT	EUT	Verdict
222.545	-68.15	-15.89	-25.0	-43.15	299.00	Horizontal	Horizontal	Pass
264.498	-73.02	-13.14	-25.0	-48.02	72.00	Horizontal	Horizontal	Pass
2587.000	-40.01	2.41	-25.0	-15.01	199.00	Horizontal	Horizontal	N/A
6616.000	-41.75	12.14	-25.0	-16.75	0.00	Horizontal	Horizontal	Pass
15247.625	-37.13	17.74	-25.0	-12.13	258.00	Horizontal	Horizontal	Pass
21633.124	-36.94	23.43	-25.0	-11.94	202.00	Horizontal	Horizontal	Pass

RSE-V&H LTE Band 41 BW15 CH40690

RSE Test case_FCC PART22&24&27_FCC PART 27_2593_LTE B41

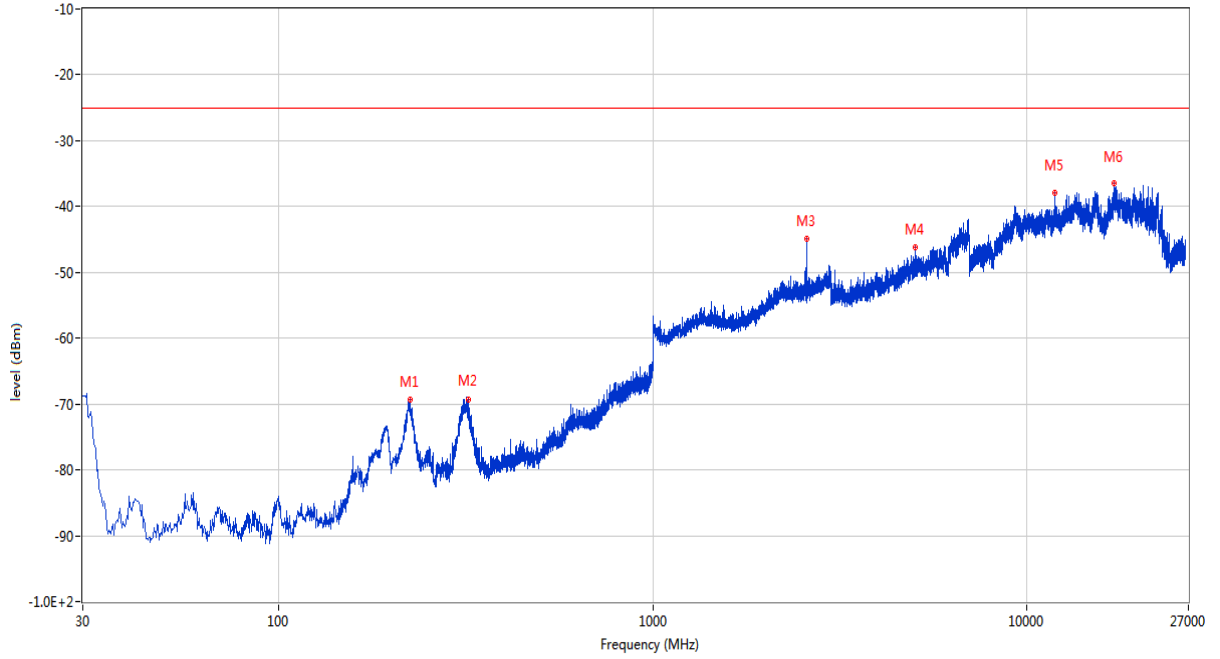


Frequency (MHz)	Result (dBm)	Factor (dB)	PK Limit (dBm)	Over Limit (dB)	Table (o)	ANT	EUT	Verdict
32.182	-70.18	-18.57	-25.0	-45.18	4.00	Vertical	Horizontal	Pass
310.815	-72.23	-11.72	-25.0	-47.23	147.00	Vertical	Horizontal	Pass
2587.000	-45.67	2.41	-25.0	-20.67	345.00	Vertical	Horizontal	N/A
6432.000	-42.94	10.33	-25.0	-17.94	9.00	Vertical	Horizontal	Pass
12762.687	-38.46	19.82	-25.0	-13.46	220.00	Vertical	Horizontal	Pass
17096.375	-36.41	19.25	-25.0	-11.41	169.00	Vertical	Horizontal	Pass

17.4 LTE Band 41 BW20, Middle Channel

RSE-H&H LTE Band 41 BW20 CH40690

RSE Test case_FCC PART22&24&27_FCC PART 27_2593_LTE B41



Frequency (MHz)	Result (dBm)	Factor (dB)	PK Limit (dBm)	Over Limit (dB)	Table (o)	ANT	EUT	Verdict
224.242	-69.36	-15.76	-25.0	-44.36	301.00	Horizontal	Horizontal	Pass
321.970	-68.87	-11.29	-25.0	-43.87	98.00	Horizontal	Horizontal	Pass
2584.500	-44.87	2.39	-25.0	-19.87	126.00	Horizontal	Horizontal	N/A
5030.000	-46.14	7.42	-25.0	-21.14	29.00	Horizontal	Horizontal	Pass
11891.812	-37.93	19.35	-25.0	-12.93	36.00	Horizontal	Horizontal	Pass
17092.750	-36.52	19.05	-25.0	-11.52	112.00	Horizontal	Horizontal	Pass

RSE-V&H LTE Band 41 BW20 CH40690

RSE Test case_FCC PART22&24&27_FCC PART 27_2593_LTE B41



Frequency (MHz)	Result (dBm)	Factor (dB)	PK Limit (dBm)	Over Limit (dB)	Table (o)	ANT	EUT	Verdict
192.475	-76.63	-16.17	-25.0	-51.63	289.00	Vertical	Horizontal	Pass
816.670	-65.60	2.22	-25.0	-40.60	362.00	Vertical	Horizontal	Pass
2584.500	-49.08	2.39	-25.0	-24.08	337.00	Vertical	Horizontal	N/A
5164.000	-46.16	7.80	-25.0	-21.16	39.00	Vertical	Horizontal	Pass
15240.375	-36.87	17.90	-25.0	-11.87	261.00	Vertical	Horizontal	Pass
17176.125	-36.59	18.41	-25.0	-11.59	102.00	Vertical	Horizontal	Pass

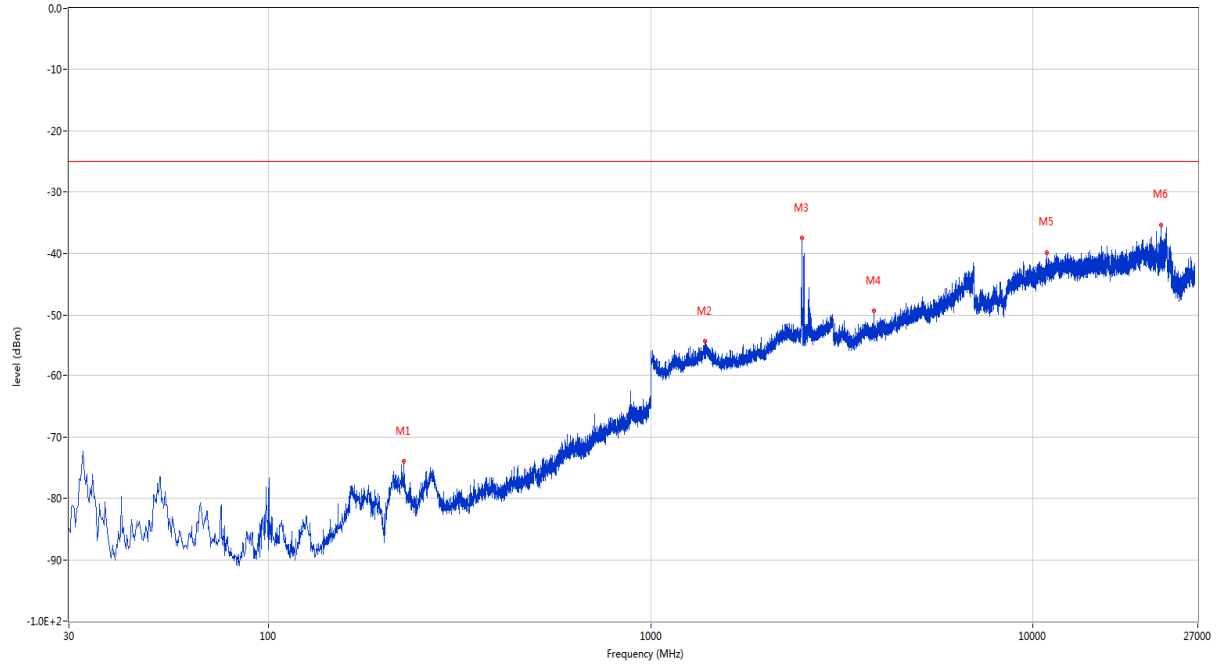
CA

18 CA_41C

18.1 CA_41C 20MHz+5MHz, QPSK, Low Channel

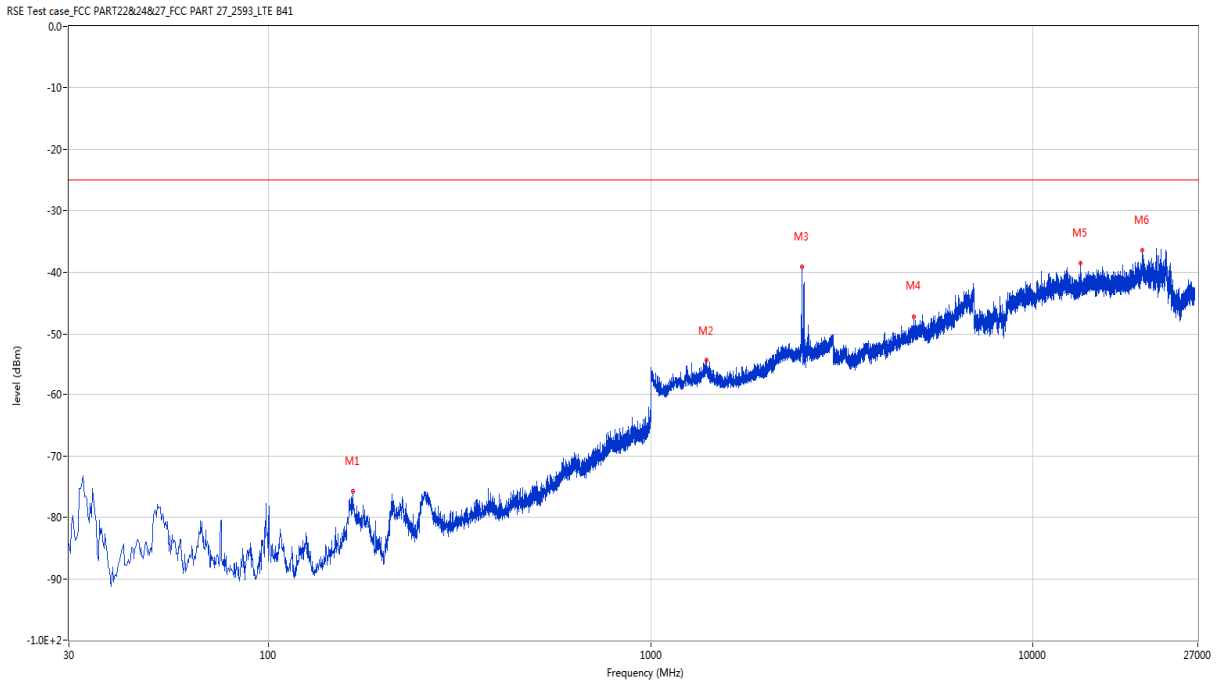
RSE-H&H CH39750 BW20 QPSK 1 HIGH CH39867 BW5 QPSK 1 LOW

RSE Test case_FCC PART22&24&27_FCC PART 27_2593_LTE B41



Frequency (MHz)	Result (dBm)	Factor (dB)	PK Limit (dBm)	Over Limit (dB)	Table (o)	ANT	EUT	Verdict
225.455	-73.99	-14.99	-25.0	-48.99	239.00	Horizontal	Horizontal	Pass
1385.000	-54.36	-2.69	-25.0	-29.36	196.00	Horizontal	Horizontal	Pass
2489.000	-37.50	1.64	-25.0	-12.50	173.00	Horizontal	Horizontal	N/A
3837.000	-49.37	5.65	-25.0	-24.37	76.00	Horizontal	Horizontal	Pass
10868.312	-39.79	17.36	-25.0	-14.79	69.00	Horizontal	Horizontal	Pass
21620.126	-35.28	24.23	-25.0	-10.28	14.00	Horizontal	Horizontal	Pass

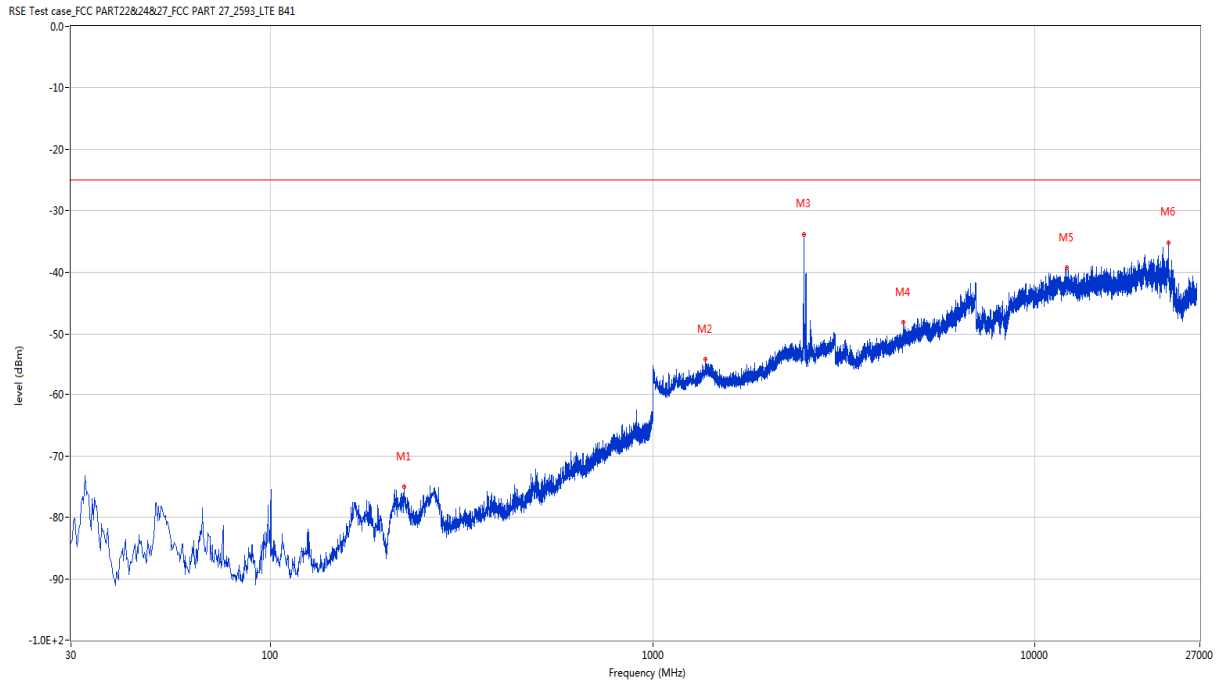
RSE-H&V CH39750 BW20 QPSK 1 HIGH CH39867 BW5 QPSK 1 LOW



Frequency (MHz)	Result (dBm)	Factor (dB)	PK Limit (dBm)	Over Limit (dB)	Table (o)	ANT	EUT	Verdict
165.800	-75.85	-14.61	-25.0	-50.85	72.00	Horizontal	Vertical	Pass
1395.500	-54.46	-2.18	-25.0	-29.46	113.00	Horizontal	Vertical	Pass
2489.000	-39.11	1.64	-25.0	-14.11	168.00	Horizontal	Vertical	N/A
4888.000	-47.18	7.05	-25.0	-22.18	191.00	Horizontal	Vertical	Pass
13340.875	-38.54	17.67	-25.0	-13.54	347.00	Horizontal	Vertical	Pass
19325.749	-36.42	24.61	-25.0	-11.42	157.00	Horizontal	Vertical	Pass

18.2 CA_41C 20MHz+5MHz, 16-QAM, Low Channel

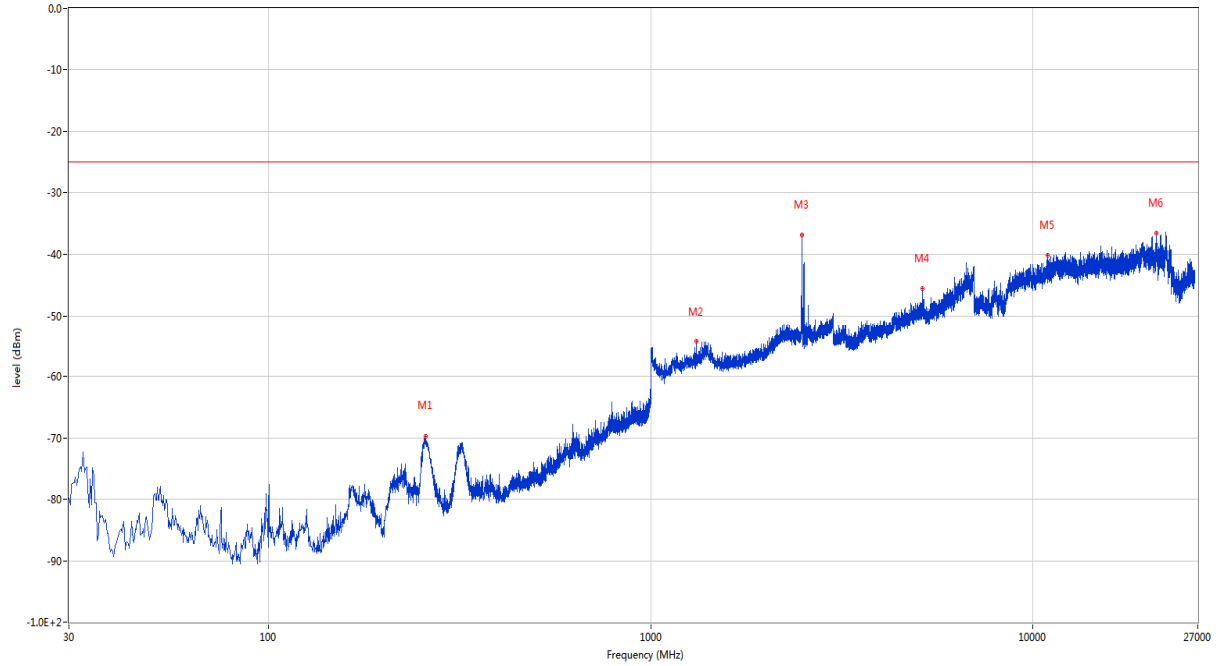
RSE-H&H CH39750 BW20 16QAM 1 HIGH CH39867 BW5 16QAM 1 LOW



Frequency (MHz)	Result (dBm)	Factor (dB)	PK Limit (dBm)	Over Limit (dB)	Table (o)	ANT	EUT	Verdict
223.030	-75.08	-15.00	-25.0	-50.08	217.00	Horizontal	Horizontal	Pass
1373.500	-54.21	-2.89	-25.0	-29.21	207.00	Horizontal	Horizontal	Pass
2489.000	-33.78	1.64	-25.0	-8.78	128.00	Horizontal	Horizontal	N/A
4525.000	-48.13	6.35	-25.0	-23.13	204.00	Horizontal	Horizontal	Pass
12103.125	-39.28	18.17	-25.0	-14.28	156.00	Horizontal	Horizontal	Pass
22361.125	-35.21	24.82	-25.0	-10.21	65.00	Horizontal	Horizontal	Pass

RSE-H&V CH39750 BW20 16QAM 1 HIGH CH39867 BW5 16QAM 1 LOW

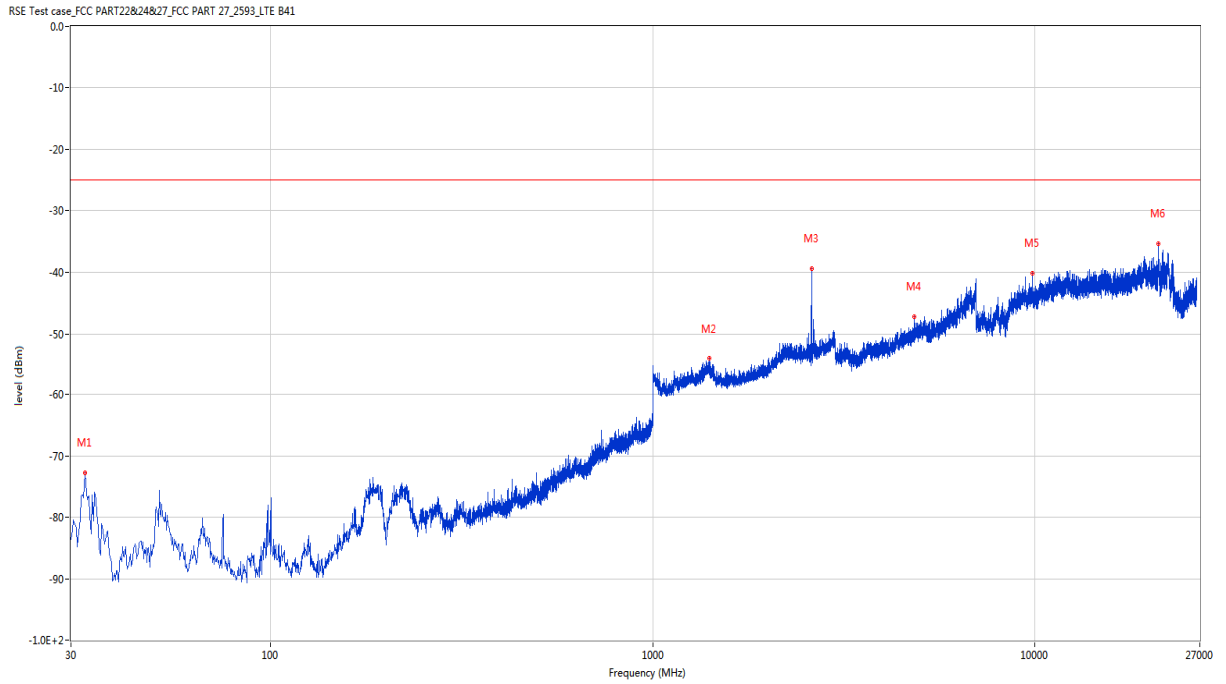
RSE Test case_FCC PART22&24&27_FCC PART 27_2593_LTE B41



Frequency (MHz)	Result (dBm)	Factor (dB)	PK Limit (dBm)	Over Limit (dB)	Table (o)	ANT	EUT	Verdict
257.465	-69.74	-14.04	-25.0	-44.74	16.00	Horizontal	Vertical	Pass
1313.000	-54.33	-3.80	-25.0	-29.33	217.00	Horizontal	Vertical	Pass
2489.000	-36.91	1.64	-25.0	-11.91	165.00	Horizontal	Vertical	N/A
5140.000	-45.61	7.54	-25.0	-20.61	1.00	Horizontal	Vertical	Pass
10907.125	-40.19	17.67	-25.0	-15.19	49.00	Horizontal	Vertical	Pass
21043.249	-36.52	23.77	-25.0	-11.52	50.00	Horizontal	Vertical	Pass

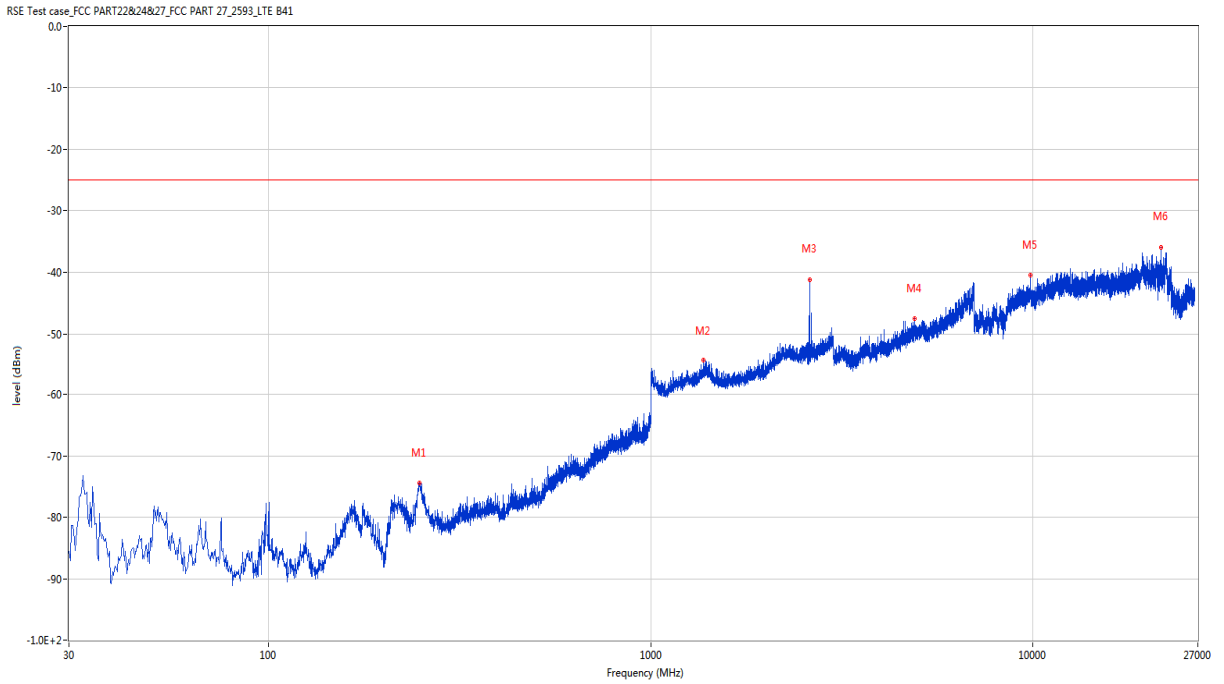
18.3 CA_41C 20MHz+5MHz, QPSK, Middle Channel

RSE-H&H CH40595 BW20 QPSK 1 HIGH CH40712 BW5 QPSK 1 LOW



Frequency (MHz)	Result (dBm)	Factor (dB)	PK Limit (dBm)	Over Limit (dB)	Table (o)	ANT	EUT	Verdict
32.667	-72.82	-16.66	-25.0	-47.82	18.00	Horizontal	Horizontal	Pass
1403.000	-54.11	-2.11	-25.0	-29.11	243.00	Horizontal	Horizontal	Pass
2600.000	-39.43	1.78	-25.0	-14.43	151.00	Horizontal	Horizontal	N/A
4826.000	-47.18	6.84	-25.0	-22.18	310.00	Horizontal	Horizontal	Pass
9824.687	-40.21	17.07	-25.0	-15.21	-1.00	Horizontal	Horizontal	Pass
21036.751	-35.41	23.77	-25.0	-10.41	-1.00	Horizontal	Horizontal	Pass

RSE-H&V CH40595 BW20 QPSK 1 HIGH CH40712 BW5 QPSK 1 LOW

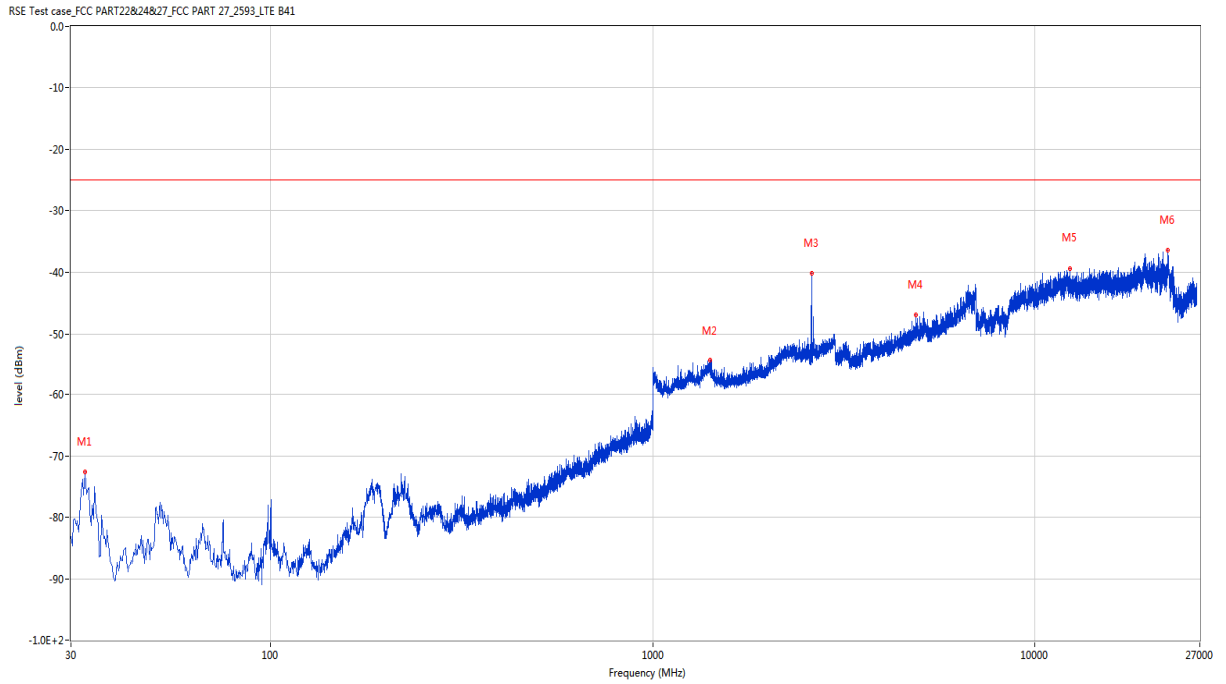


Frequency (MHz)	Result (dBm)	Factor (dB)	PK Limit (dBm)	Over Limit (dB)	Table (o)	ANT	EUT	Verdict
248.250	-74.45	-14.48	-25.0	-49.45	24.00	Horizontal	Vertical	Pass
1372.500	-54.40	-2.89	-25.0	-29.40	105.00	Horizontal	Vertical	Pass
2600.000	-41.13	1.78	-25.0	-16.13	144.00	Horizontal	Vertical	N/A
4906.000	-47.48	7.68	-25.0	-22.48	339.00	Horizontal	Vertical	Pass
9834.750	-40.42	17.01	-25.0	-15.42	123.00	Horizontal	Vertical	Pass
21629.874	-35.88	24.24	-25.0	-10.88	46.00	Horizontal	Vertical	Pass



18.4 CA_41C 20MHz+5MHz, 16-QAM, Middle Channel

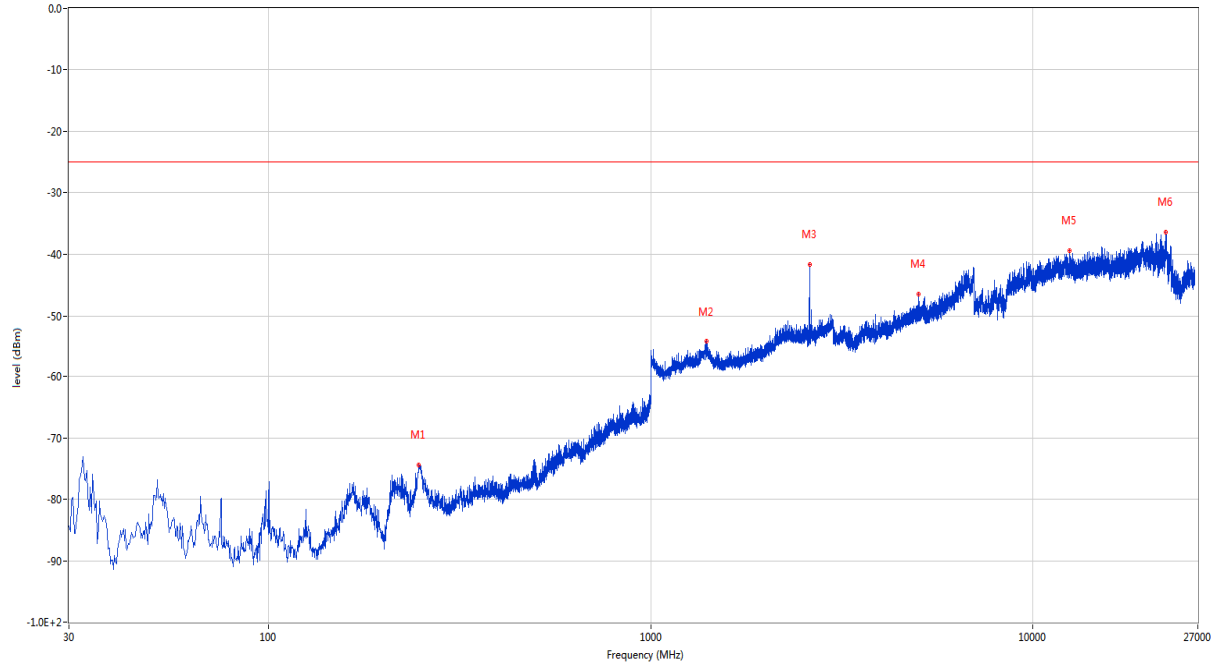
RSE-H&H CH40595 BW20 16QAM 1 HIGH CH40712 BW5 16QAM 1 LOW



Frequency (MHz)	Result (dBm)	Factor (dB)	PK Limit (dBm)	Over Limit (dB)	Table (o)	ANT	EUT	Verdict
32.667	-72.66	-16.66	-25.0	-47.66	363.00	Horizontal	Horizontal	Pass
1413.000	-54.40	-2.55	-25.0	-29.40	190.00	Horizontal	Horizontal	Pass
2600.000	-40.12	1.78	-25.0	-15.12	156.00	Horizontal	Horizontal	N/A
4886.000	-46.98	7.05	-25.0	-21.98	242.00	Horizontal	Horizontal	Pass
12340.312	-39.43	18.53	-25.0	-14.43	321.00	Horizontal	Horizontal	Pass
22227.876	-36.35	24.71	-25.0	-11.35	76.00	Horizontal	Horizontal	Pass

RSE-H&V CH40595 BW20 16QAM 1 HIGH CH40712 BW5 16QAM 1 LOW

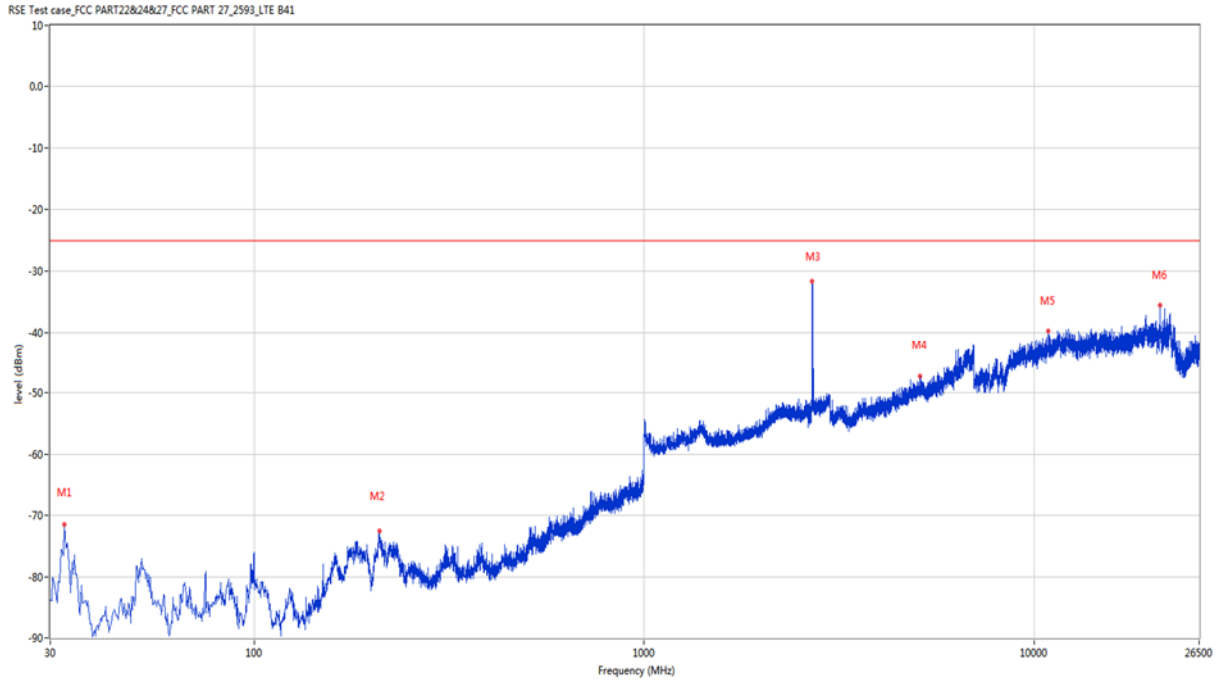
RSE Test case_FCC PART22&24&27_FCC PART 27_2593_LTE B41



Frequency (MHz)	Result (dBm)	Factor (dB)	PK Limit (dBm)	Over Limit (dB)	Table (o)	ANT	EUT	Verdict
247.280	-74.43	-14.50	-25.0	-49.43	235.00	Horizontal	Vertical	Pass
1395.500	-54.31	-2.22	-25.0	-29.31	196.00	Horizontal	Vertical	Pass
2600.000	-41.71	1.78	-25.0	-16.71	127.00	Horizontal	Vertical	N/A
5013.000	-46.51	7.17	-25.0	-21.51	325.00	Horizontal	Vertical	Pass
12486.938	-39.45	18.89	-25.0	-14.45	7.00	Horizontal	Vertical	Pass
22229.500	-36.40	24.71	-25.0	-11.40	254.00	Horizontal	Vertical	Pass

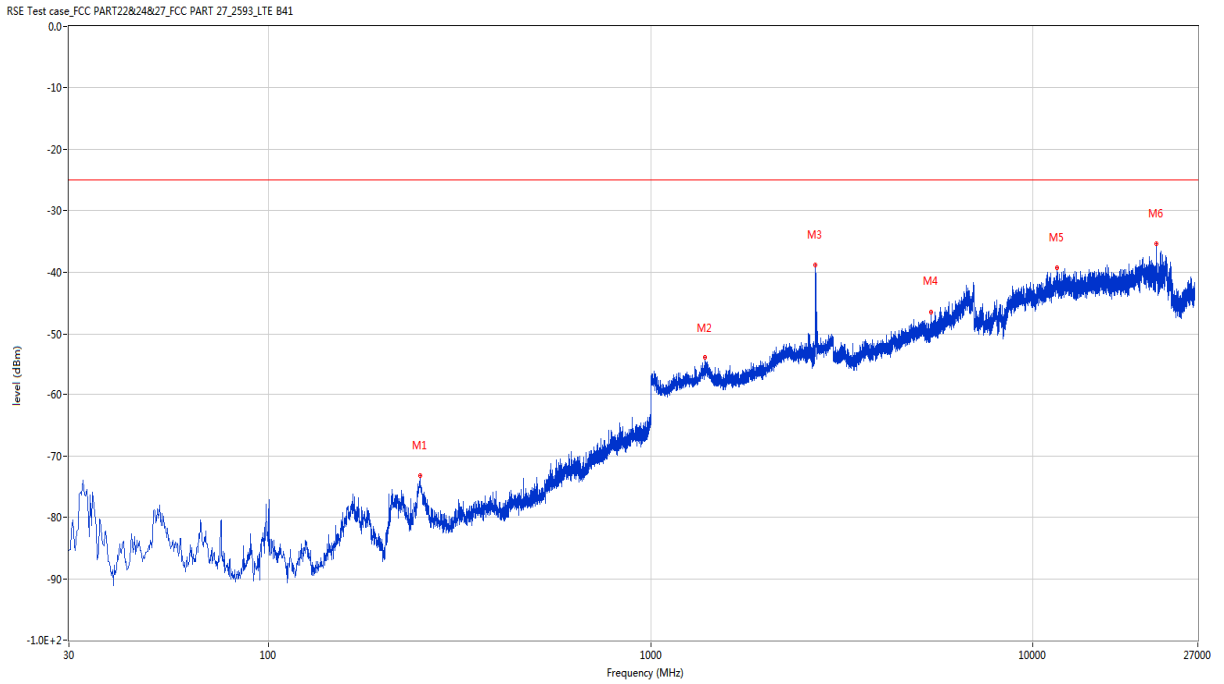
18.5 CA_41C 20MHz+5MHz, QPSK, High Channel

RSE-H&H CH41440 BW20 QPSK 1 HIGH CH41557 BW5 QPSK 1 LOW



Frequency (MHz)	Result (dBm)	Factor (dB)	PK Limit (dBm)	Over Limit (dB)	Table (o)	ANT	EUT	Verdict
32.667	-71.57	-16.60	-25.0	-46.57	20.00	Horizontal	Horizontal	Pass
209.208	-72.61	-15.21	-25.0	-47.61	266.00	Horizontal	Horizontal	Pass
2697.500	-31.72	2.36	-25.0	-6.72	290.00	Horizontal	Horizontal	N/A
5108.000	-47.24	7.58	-25.0	-22.24	318.00	Horizontal	Horizontal	Pass
10858.250	-39.84	17.54	-25.0	-14.84	315.00	Horizontal	Horizontal	Pass
21046.499	-35.61	23.78	-25.0	-10.61	276.00	Horizontal	Horizontal	Pass

RSE-H&V CH41440 BW20 QPSK 1 HIGH CH41557 BW5 QPSK 1 LOW

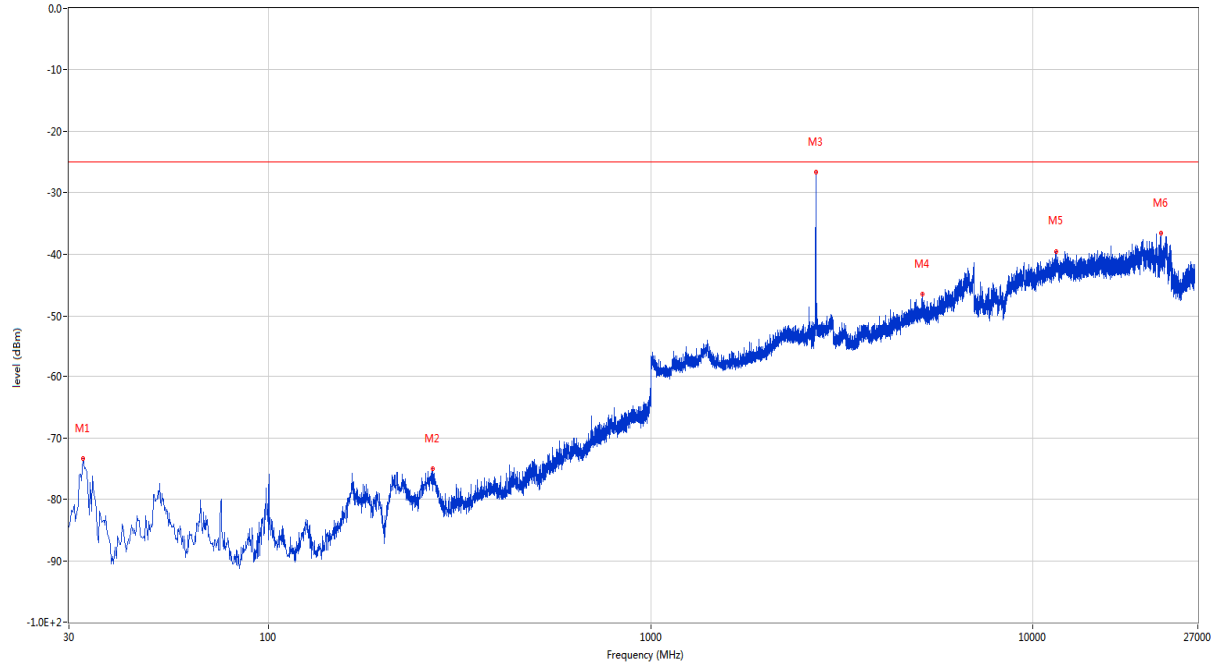


Frequency (MHz)	Result (dBm)	Factor (dB)	PK Limit (dBm)	Over Limit (dB)	Table (o)	ANT	EUT	Verdict
249.220	-73.26	-14.46	-25.0	-48.26	221.00	Horizontal	Vertical	Pass
1385.000	-53.97	-2.50	-25.0	-28.97	189.00	Horizontal	Vertical	Pass
2698.000	-38.82	2.37	-25.0	-13.82	127.00	Horizontal	Vertical	N/A
5406.000	-46.41	7.27	-25.0	-21.41	98.00	Horizontal	Vertical	Pass
11568.375	-39.32	17.38	-25.0	-14.32	207.00	Horizontal	Vertical	Pass
21040.001	-35.41	23.77	-25.0	-10.41	130.00	Horizontal	Vertical	Pass

18.6 CA_41C 20MHz+5MHz, 16-QAM, High Channel

RSE-H&H CH41440 BW20 16QAM 1 HIGH CH41557 BW5 16QAM 1 LOW

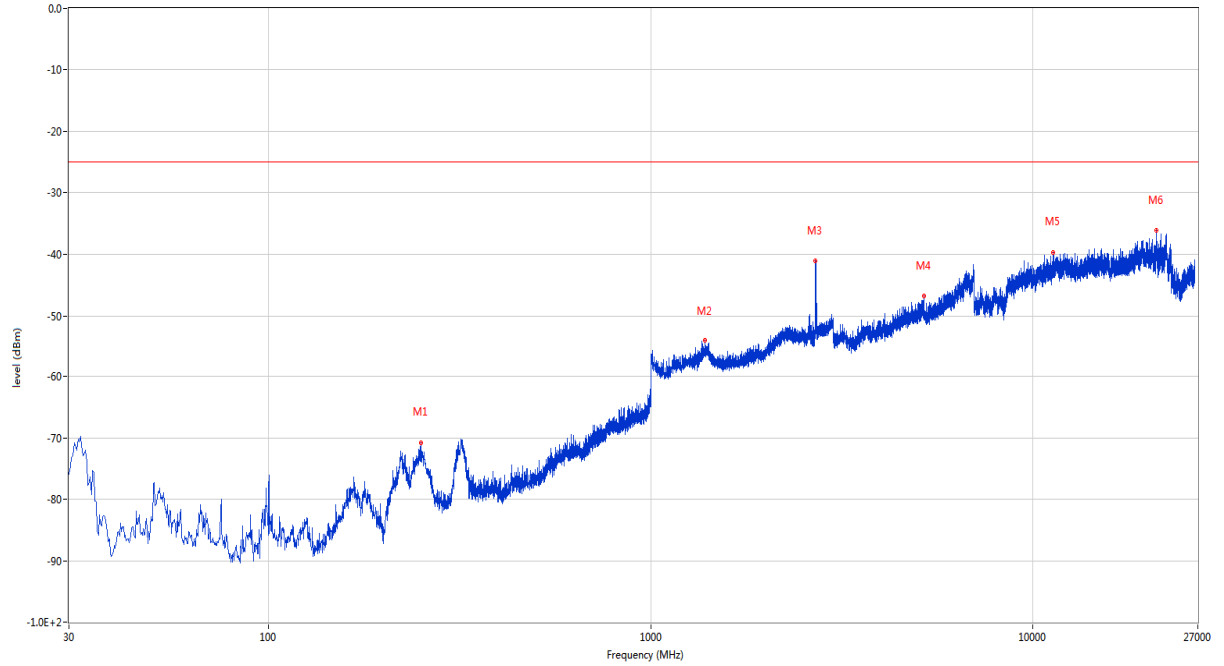
RSE Test case_FCC PART22&24&27_FCC PART 27_2593_LTE B41



Frequency (MHz)	Result (dBm)	Factor (dB)	PK Limit (dBm)	Over Limit (dB)	Table (o)	ANT	EUT	Verdict
32.667	-73.42	-16.60	-25.0	-48.42	85.00	Horizontal	Horizontal	Pass
268.135	-75.11	-12.85	-25.0	-50.11	363.00	Horizontal	Horizontal	Pass
2700.000	-26.62	2.38	-25.0	-1.62	94.00	Horizontal	Horizontal	N/A
5125.000	-46.54	7.95	-25.0	-21.54	191.00	Horizontal	Horizontal	Pass
11505.125	-39.49	17.72	-25.0	-14.49	122.00	Horizontal	Horizontal	Pass
21625.000	-36.50	24.23	-25.0	-11.50	295.00	Horizontal	Horizontal	Pass

RSE-H&V CH41440 BW20 16QAM 1 HIGH CH41557 BW5 16QAM 1 LOW

RSE Test case_FCC PART22&24&27_FCC PART 27_2593_LTE B41

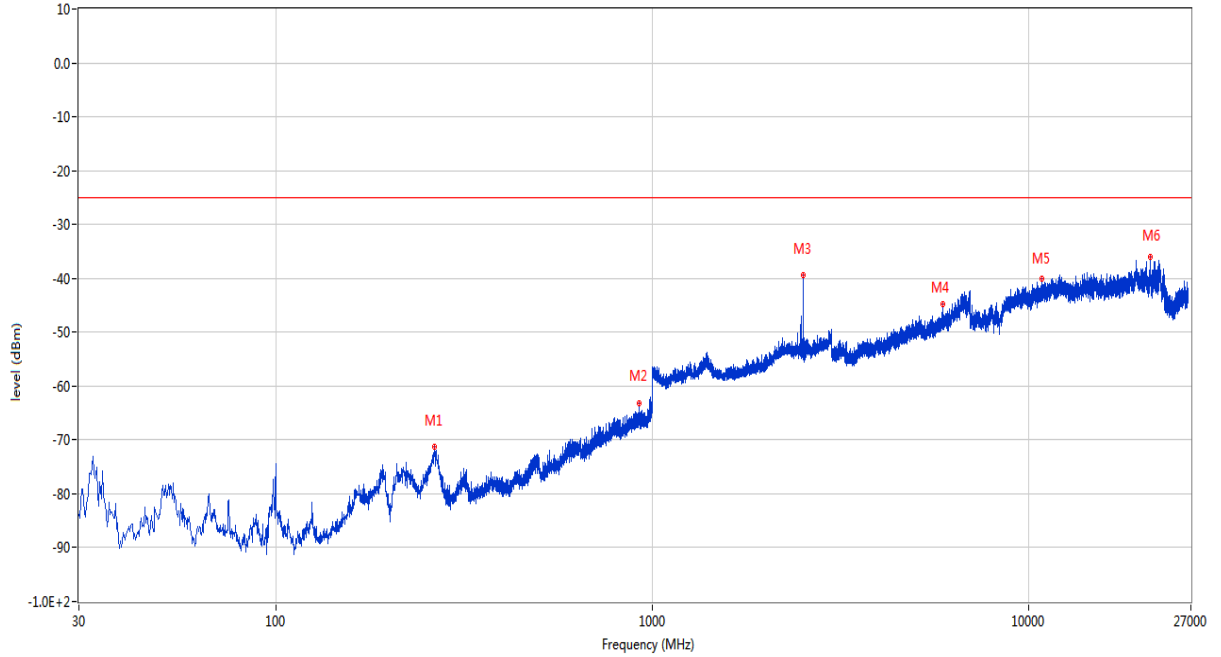


Frequency (MHz)	Result (dBm)	Factor (dB)	PK Limit (dBm)	Over Limit (dB)	Table (o)	ANT	EUT	Verdict
249.947	-70.77	-14.46	-25.0	-45.77	66.00	Horizontal	Vertical	Pass
1383.500	-54.10	-2.52	-25.0	-29.10	99.00	Horizontal	Vertical	Pass
2699.000	-41.09	2.37	-25.0	-16.09	125.00	Horizontal	Vertical	N/A
5177.000	-46.79	7.40	-25.0	-21.79	297.00	Horizontal	Vertical	Pass
11273.687	-39.63	16.97	-25.0	-14.63	240.00	Horizontal	Vertical	Pass
21033.501	-36.14	23.77	-25.0	-11.14	350.00	Horizontal	Vertical	Pass

18.7 CA_41C 20MHz+20MHz, QPSK, Low Channel

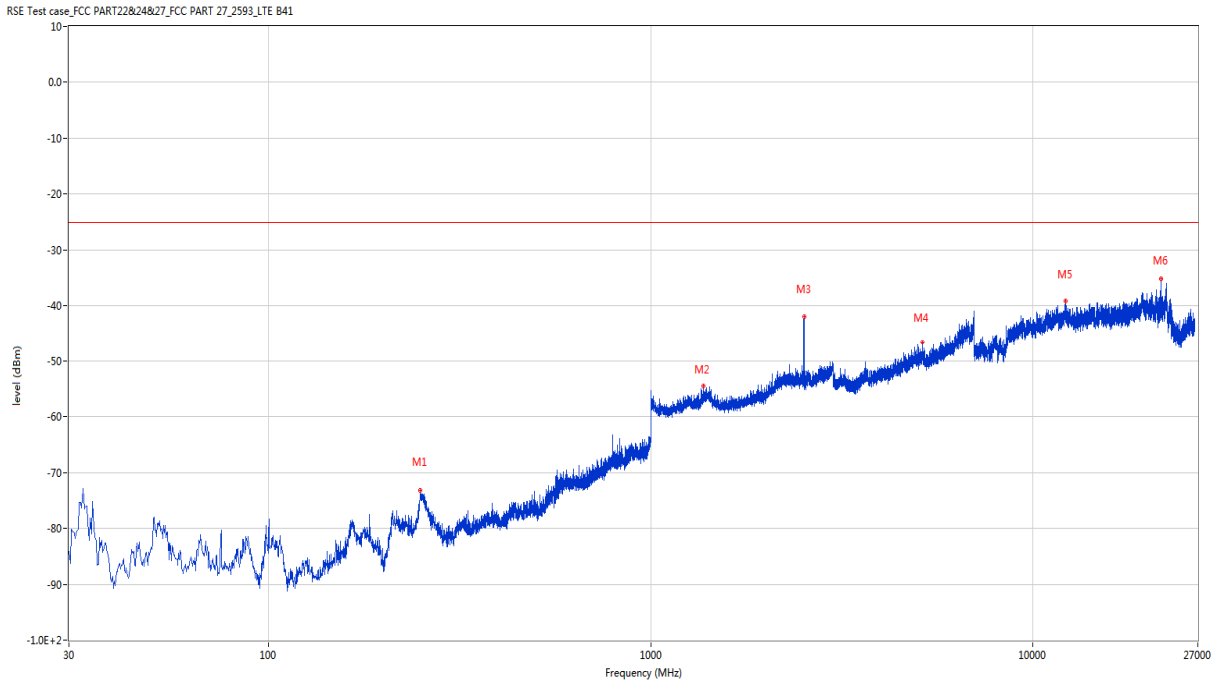
RSE-H&H CH39750 BW20 QPSK 1 HIGH CH39948 BW20 QPSK 1 LOW

RSE Test case_FCC PART22&24&27_FCC PART 27_2593_LTE B41



Frequency (MHz)	Result (dBm)	Factor (dB)	PK Limit (dBm)	Over Limit (dB)	Table (o)	ANT	EUT	Verdict
263.528	-71.26	-13.34	-25.0	-46.26	360.00	Horizontal	Horizontal	Pass
923.612	-63.12	4.79	-25.0	-38.12	300.00	Horizontal	Horizontal	Pass
2515.500	-39.49	1.87	-25.0	-14.49	141.00	Horizontal	Horizontal	N/A
5936.000	-44.78	8.28	-25.0	-19.78	76.00	Horizontal	Horizontal	Pass
10856.813	-40.13	17.57	-25.0	-15.13	59.00	Horizontal	Horizontal	Pass
21043.249	-36.12	23.77	-25.0	-11.12	221.00	Horizontal	Horizontal	Pass

RSE-H&V CH39750 BW20 QPSK 1 HIGH CH39948 BW20 QPSK 1 LOW

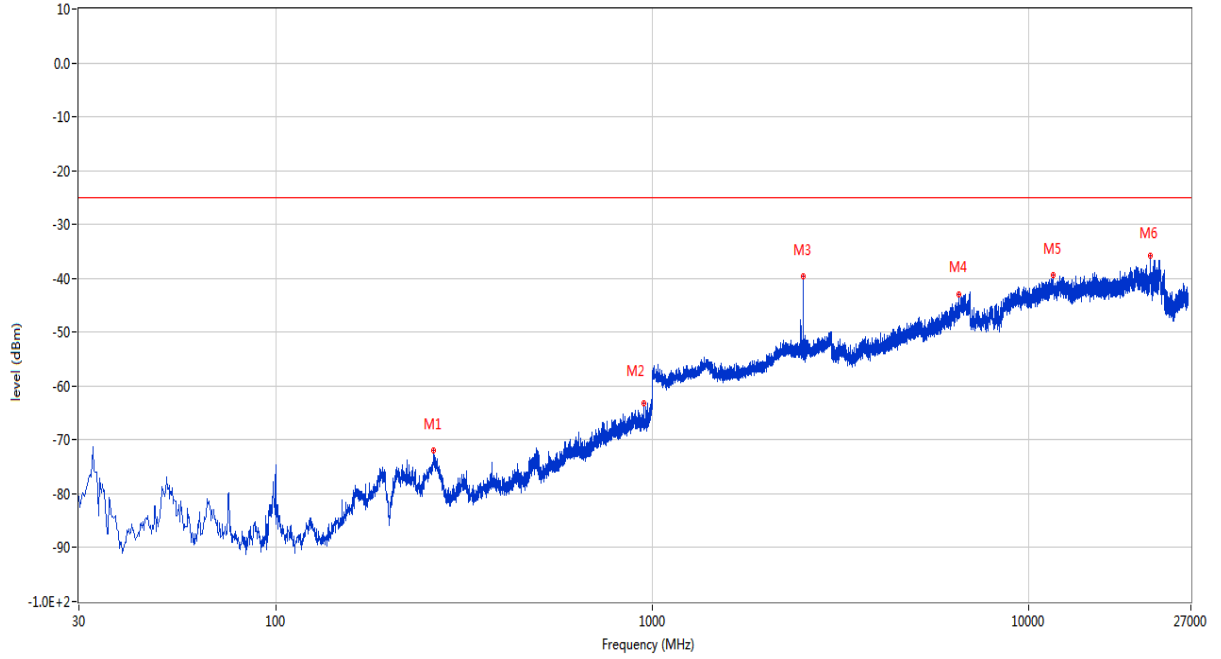


Frequency (MHz)	Result (dBm)	Factor (dB)	PK Limit (dBm)	Over Limit (dB)	Table (o)	ANT	EUT	Verdict
248.977	-73.12	-14.51	-25.0	-48.12	360.00	Horizontal	Vertical	Pass
1374.500	-54.55	-2.82	-25.0	-29.55	24.00	Horizontal	Vertical	Pass
2515.500	-41.95	1.87	-25.0	-16.95	143.00	Horizontal	Vertical	N/A
5146.000	-46.58	7.48	-25.0	-21.58	122.00	Horizontal	Vertical	Pass
12176.437	-39.13	17.82	-25.0	-14.13	85.00	Horizontal	Vertical	Pass
21634.750	-35.08	24.24	-25.0	-10.08	0.00	Horizontal	Vertical	Pass

18.8 CA_41C 20MHz+20MHz, 16-QAM, Low Channel

RSE-H&H CH39750 BW20 16QAM 1 HIGH CH39948 BW20 16QAM 1 LOW

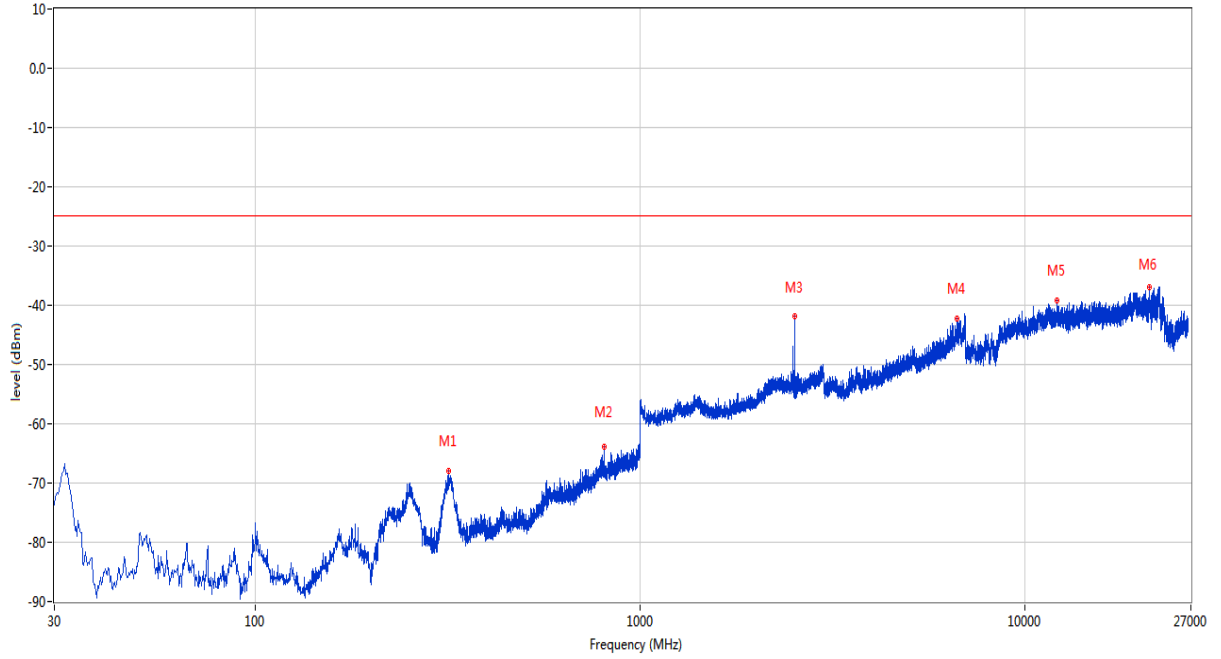
RSE Test case_FCC PART22&24&27_FCC PART 27_2593_LTE B41



Frequency (MHz)	Result (dBm)	Factor (dB)	PK Limit (dBm)	Over Limit (dB)	Table (o)	ANT	EUT	Verdict
262.315	-71.99	-13.45	-25.0	-46.99	361.00	Horizontal	Horizontal	Pass
952.470	-63.29	4.66	-25.0	-38.29	269.00	Horizontal	Horizontal	Pass
2515.500	-39.71	1.87	-25.0	-14.71	141.00	Horizontal	Horizontal	Pass
6519.000	-42.97	10.58	-25.0	-17.97	0.00	Horizontal	Horizontal	Pass
11602.875	-39.30	17.95	-25.0	-14.30	284.00	Horizontal	Horizontal	Pass
21067.624	-35.82	23.79	-25.0	-10.82	-1.00	Horizontal	Horizontal	Pass

RSE-H&V CH39750 BW20 16QAM 1 HIGH CH39948 BW20 16QAM 1 LOW

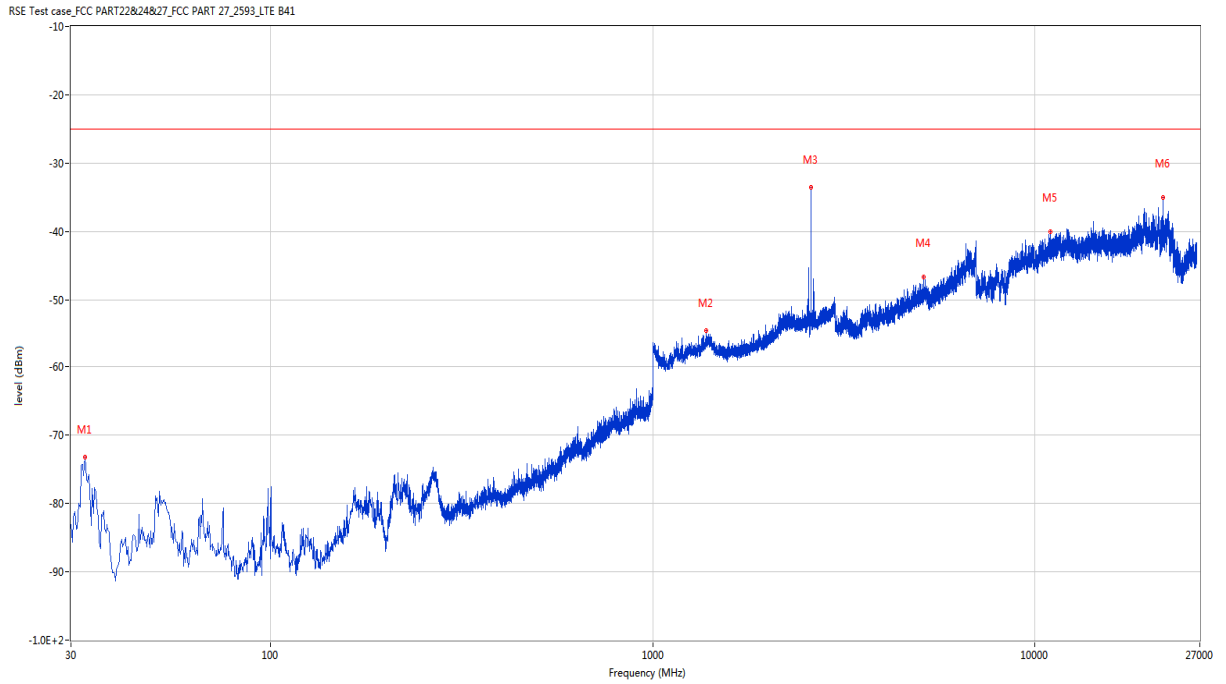
RSE Test case_FCC PART22&24&27_FCC PART 27_2593_LTE B41



Frequency (MHz)	Result (dBm)	Factor (dB)	PK Limit (dBm)	Over Limit (dB)	Table (o)	ANT	EUT	Verdict
317.362	-67.89	-11.05	-25.0	-42.89	50.00	Horizontal	Vertical	Pass
805.758	-63.96	2.70	-25.0	-38.96	363.00	Horizontal	Vertical	Pass
2515.500	-41.85	1.87	-25.0	-16.85	139.00	Horizontal	Vertical	N/A
6669.000	-42.34	11.59	-25.0	-17.34	359.00	Horizontal	Vertical	Pass
12111.750	-39.21	18.16	-25.0	-14.21	68.00	Horizontal	Vertical	Pass
21022.124	-36.99	23.76	-25.0	-11.99	34.00	Horizontal	Vertical	Pass

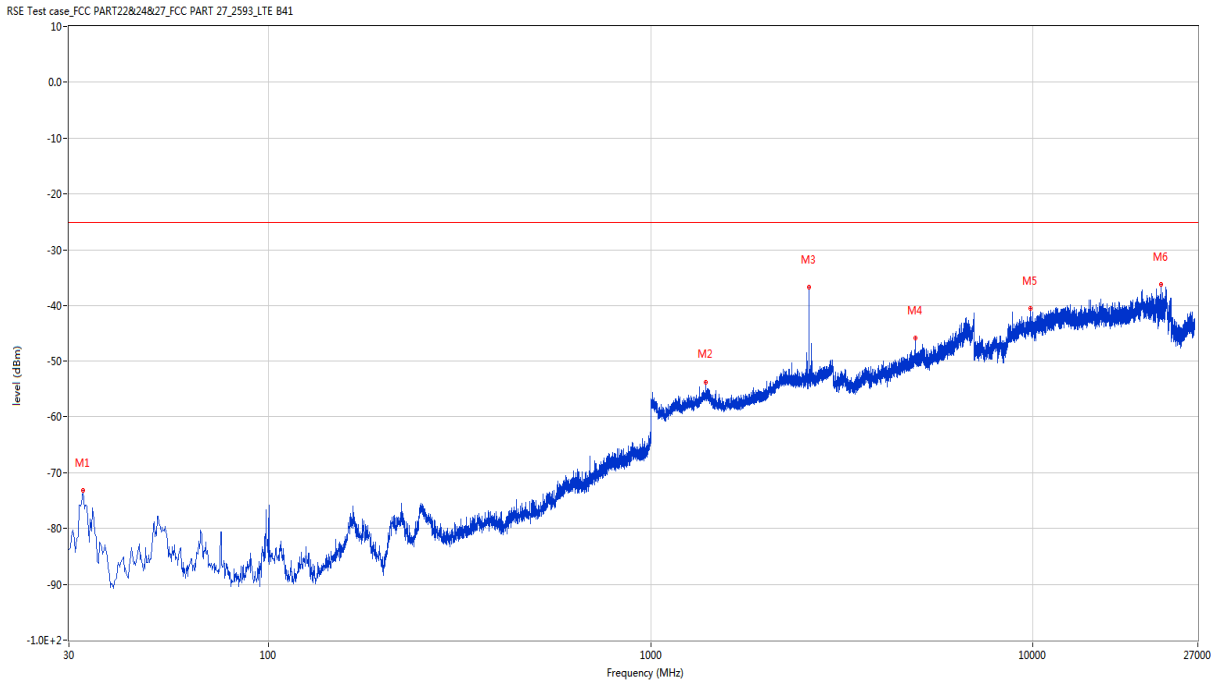
18.9 CA_41C 20MHz+20MHz, QPSK, Middle Channel

RSE-H&H CH40521 BW20 QPSK 1 HIGH CH40719 BW20 QPSK 1 LOW



Frequency (MHz)	Result (dBm)	Factor (dB)	PK Limit (dBm)	Over Limit (dB)	Table (o)	ANT	EUT	Verdict
32.667	-73.18	-16.66	-25.0	-48.18	-3.00	Horizontal	Horizontal	Pass
1377.500	-54.57	-2.79	-25.0	-29.57	195.00	Horizontal	Horizontal	Pass
2592.500	-33.51	1.71	-25.0	-8.51	158.00	Horizontal	Horizontal	N/A
5119.000	-46.71	7.83	-25.0	-21.71	0.00	Horizontal	Horizontal	Pass
10987.625	-40.01	17.30	-25.0	-15.01	199.00	Horizontal	Horizontal	Pass
21631.500	-35.00	24.24	-25.0	-10.00	361.00	Horizontal	Horizontal	Pass

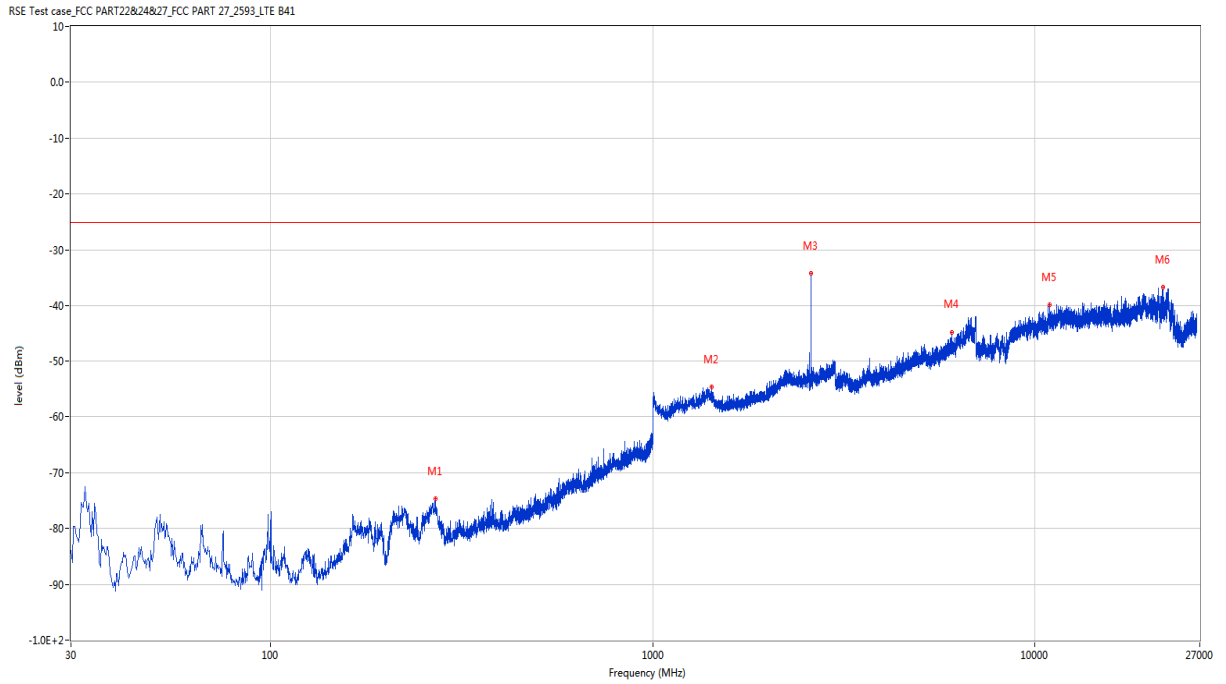
RSE-H&V CH40521 BW20 QPSK 1 HIGH CH40719 BW20 QPSK 1 LOW



Frequency (MHz)	Result (dBm)	Factor (dB)	PK Limit (dBm)	Over Limit (dB)	Table (o)	ANT	EUT	Verdict
32.667	-73.25	-16.66	-25.0	-48.25	30.00	Horizontal	Vertical	Pass
1392.000	-53.80	-2.39	-25.0	-28.80	119.00	Horizontal	Vertical	Pass
2592.500	-36.67	1.71	-25.0	-11.67	164.00	Horizontal	Vertical	N/A
4931.000	-45.78	7.39	-25.0	-20.78	306.00	Horizontal	Vertical	Pass
9847.687	-40.48	16.95	-25.0	-15.48	252.00	Horizontal	Vertical	Pass
21629.874	-36.22	24.24	-25.0	-11.22	144.00	Horizontal	Vertical	Pass

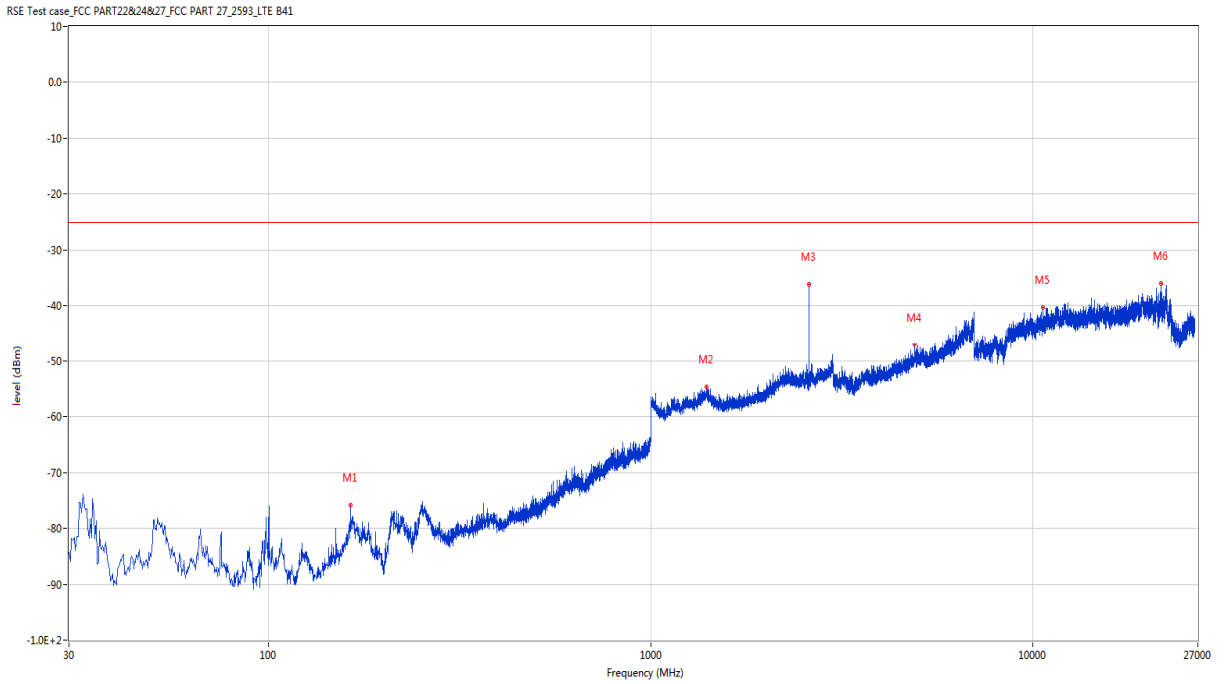
18.10 CA_41C 20MHz+20MHz, 16-QAM, Middle Channel

RSE-H&H CH40521 BW20 16QAM 1 HIGH CH40719 BW20 16QAM 1 LOW



Frequency (MHz)	Result (dBm)	Factor (dB)	PK Limit (dBm)	Over Limit (dB)	Table (o)	ANT	EUT	Verdict
269.347	-74.65	-12.66	-25.0	-49.65	175.00	Horizontal	Horizontal	Pass
1428.000	-54.70	-2.97	-25.0	-29.70	201.00	Horizontal	Horizontal	Pass
2592.500	-34.15	1.71	-25.0	-9.15	168.00	Horizontal	Horizontal	N/A
6046.000	-44.69	8.70	-25.0	-19.69	298.00	Horizontal	Horizontal	Pass
10902.813	-39.77	17.70	-25.0	-14.77	159.00	Horizontal	Horizontal	Pass
21623.376	-36.62	24.23	-25.0	-11.62	127.00	Horizontal	Horizontal	Pass

RSE-H&V CH40521 BW20 16QAM 1 HIGH CH40719 BW20 16QAM 1 LOW

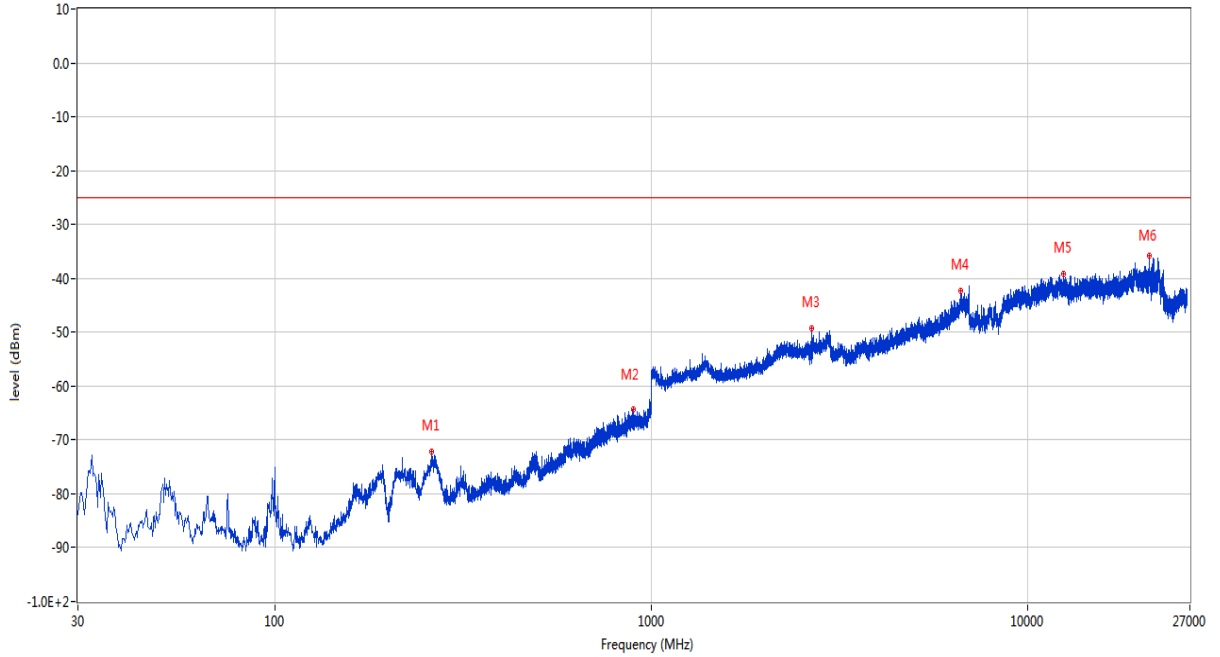


Frequency (MHz)	Result (dBm)	Factor (dB)	PK Limit (dBm)	Over Limit (dB)	Table (o)	ANT	EUT	Verdict
163.617	-75.89	-14.56	-25.0	-50.89	97.00	Horizontal	Vertical	Pass
1401.500	-54.70	-2.00	-25.0	-29.70	219.00	Horizontal	Vertical	Pass
2592.500	-36.14	1.71	-25.0	-11.14	152.00	Horizontal	Vertical	N/A
4900.000	-47.04	7.56	-25.0	-22.04	105.00	Horizontal	Vertical	Pass
10619.625	-40.26	15.70	-25.0	-15.26	33.00	Horizontal	Vertical	Pass
21620.126	-35.95	24.23	-25.0	-10.95	-1.00	Horizontal	Vertical	Pass

18.11 CA_41C 20MHz+20MHz, QPSK, High Channel

RSE-H&H CH41292 BW20 QPSK 1 HIGH CH41490 BW20 QPSK 1 LOW

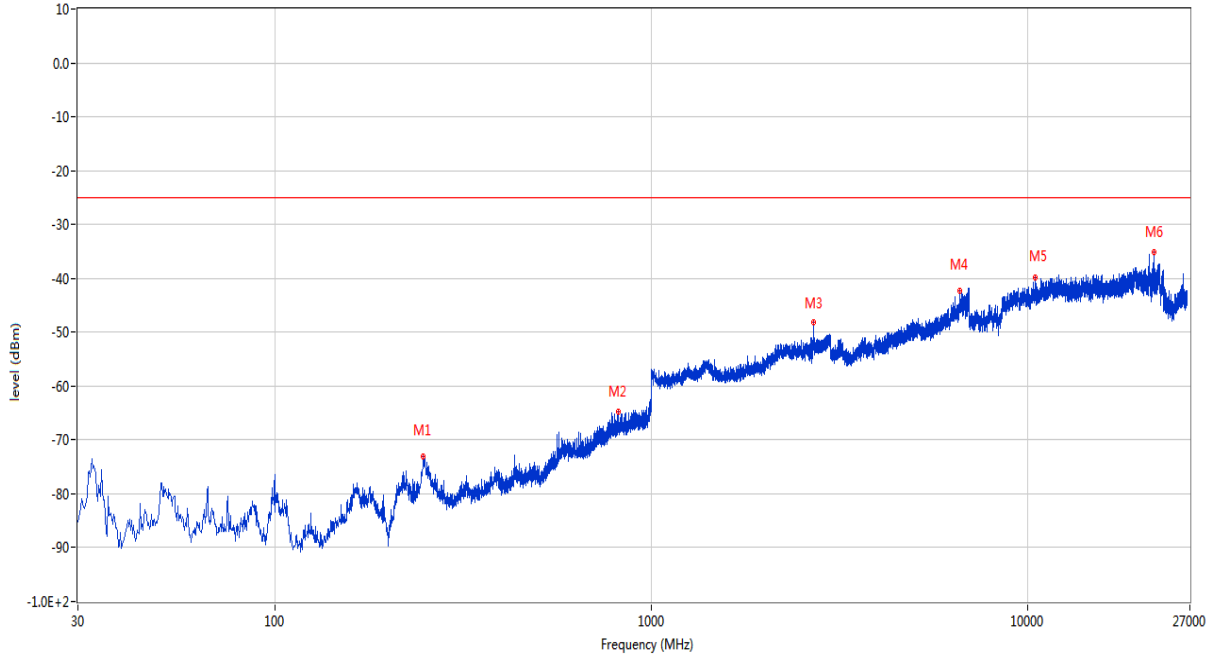
RSE Test case_FCC PART22&24&27_FCC PART 27_2593_LTE B41



Frequency (MHz)	Result (dBm)	Factor (dB)	PK Limit (dBm)	Over Limit (dB)	Table (o)	ANT	EUT	Verdict
261.345	-72.14	-13.50	-25.0	-47.14	360.00	Horizontal	Horizontal	Pass
896.453	-64.27	4.70	-25.0	-39.27	277.00	Horizontal	Horizontal	Pass
2672.000	-49.30	2.19	-25.0	-24.30	152.00	Horizontal	Horizontal	N/A
6646.000	-42.37	11.91	-25.0	-17.37	253.00	Horizontal	Horizontal	Pass
12435.188	-39.16	18.24	-25.0	-14.16	263.00	Horizontal	Horizontal	Pass
21038.375	-35.71	23.77	-25.0	-10.71	-1.00	Horizontal	Horizontal	Pass

RSE-H&V CH41292 BW20 QPSK 1 HIGH CH41490 BW20 QPSK 1 LOW

RSE Test case_FCC PART22&24&27_FCC PART 27_2593_LTE B41

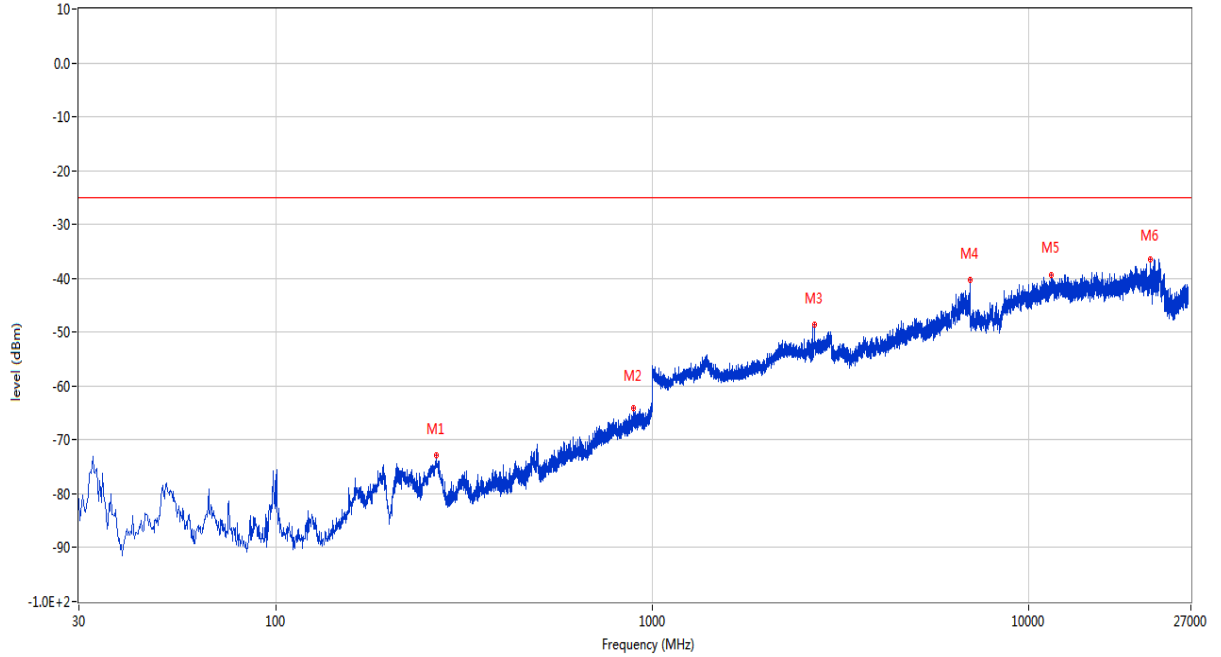


Frequency (MHz)	Result (dBm)	Factor (dB)	PK Limit (dBm)	Over Limit (dB)	Table (o)	ANT	EUT	Verdict
247.765	-73.14	-14.48	-25.0	-48.14	362.00	Horizontal	Vertical	Pass
817.398	-64.78	2.51	-25.0	-39.78	362.00	Horizontal	Vertical	Pass
2704.000	-48.07	2.48	-25.0	-23.07	123.00	Horizontal	Vertical	N/A
6607.000	-42.36	12.24	-25.0	-17.36	187.00	Horizontal	Vertical	Pass
10490.250	-39.78	16.30	-25.0	-14.78	134.00	Horizontal	Vertical	Pass
21631.500	-35.19	24.24	-25.0	-10.19	0.00	Horizontal	Vertical	Pass

18.12 CA_41C 20MHz+20MHz, 16-QAM, High Channel

RSE-H&H CH41292 BW20 16QAM 1 HIGH CH41490 BW20 16QAM 1 LOW

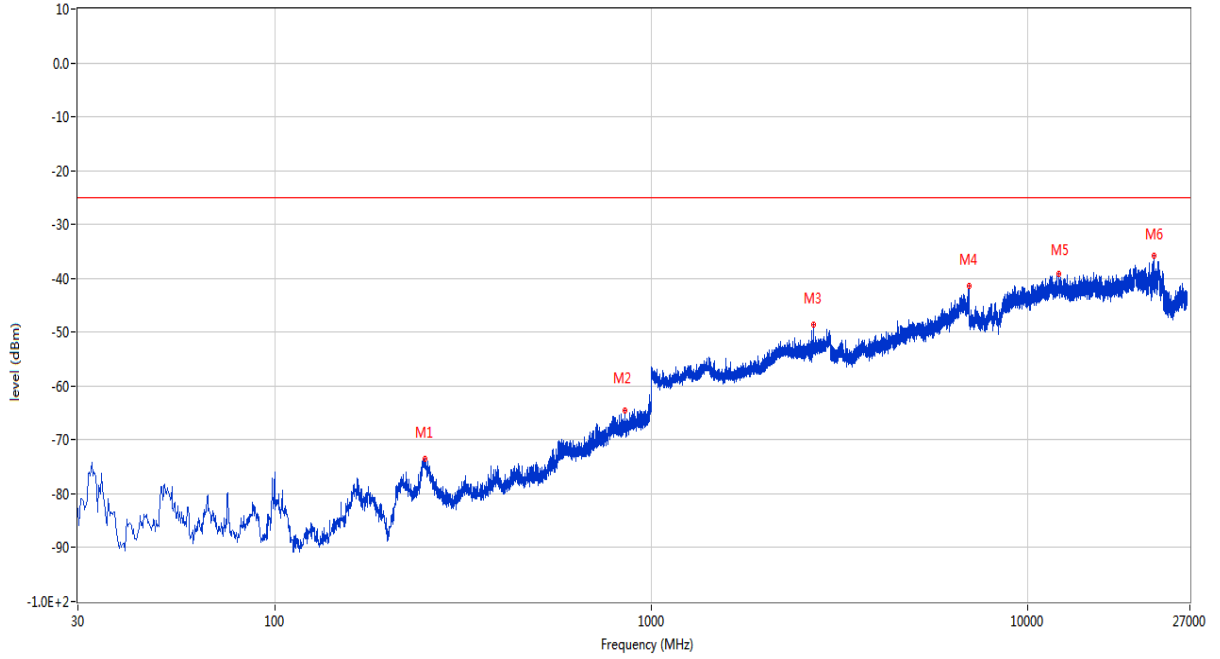
RSE Test case_FCC PART22&24&27_FCC PART 27_2593_LTE B41



Frequency (MHz)	Result (dBm)	Factor (dB)	PK Limit (dBm)	Over Limit (dB)	Table (o)	ANT	EUT	Verdict
266.922	-72.86	-13.03	-25.0	-47.86	359.00	Horizontal	Horizontal	Pass
893.057	-64.16	4.67	-25.0	-39.16	189.00	Horizontal	Horizontal	Pass
2700.500	-48.57	2.39	-25.0	-23.57	139.00	Horizontal	Horizontal	N/A
6987.000	-40.39	13.69	-25.0	-15.39	145.00	Horizontal	Horizontal	Pass
11513.750	-39.49	17.59	-25.0	-14.49	135.00	Horizontal	Horizontal	Pass
21053.000	-36.50	23.78	-25.0	-11.50	289.00	Horizontal	Horizontal	Pass

RSE-H&V CH41292 BW20 16QAM 1 HIGH CH41490 BW20 16QAM 1 LOW

RSE Test case_FCC PART22&24&27_FCC PART 27_2593_LTE B41

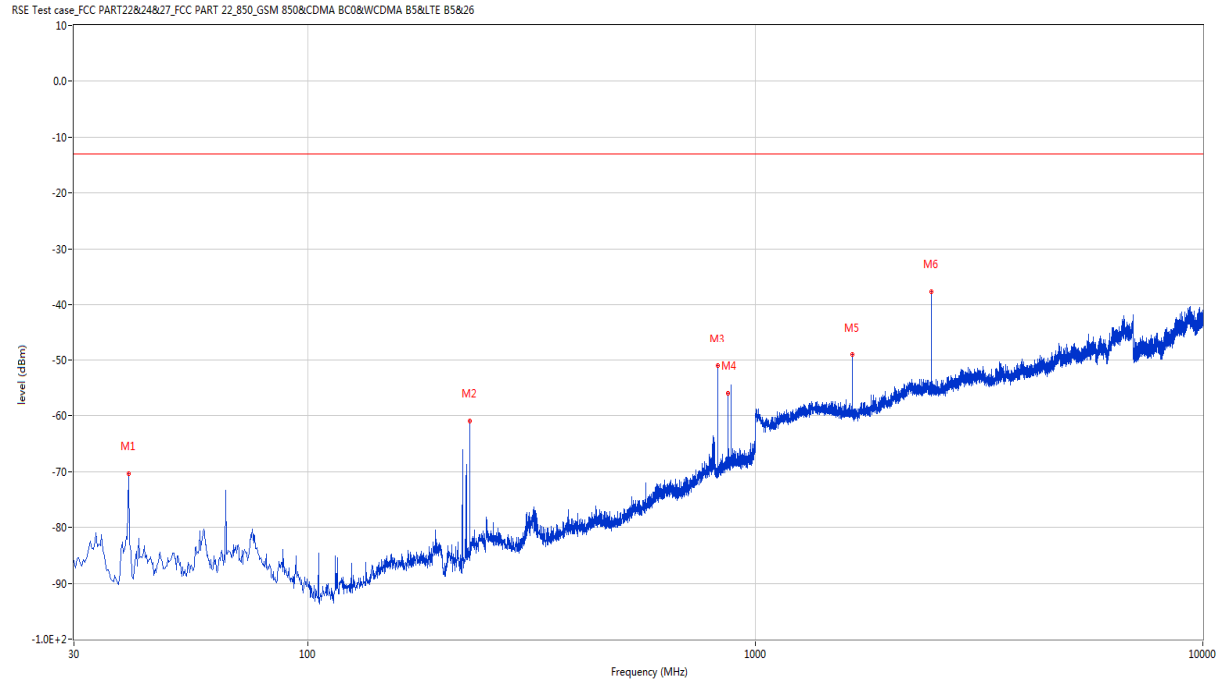


Frequency (MHz)	Result (dBm)	Factor (dB)	PK Limit (dBm)	Over Limit (dB)	Table (o)	ANT	EUT	Verdict
251.160	-73.40	-14.40	-25.0	-48.40	363.00	Horizontal	Vertical	Pass
850.135	-64.59	3.03	-25.0	-39.59	182.00	Horizontal	Vertical	Pass
2698.500	-48.59	2.37	-25.0	-23.59	136.00	Horizontal	Vertical	N/A
6985.000	-41.46	13.71	-25.0	-16.46	74.00	Horizontal	Vertical	Pass
12097.375	-39.19	18.14	-25.0	-14.19	351.00	Horizontal	Vertical	Pass
21625.000	-35.87	24.23	-25.0	-10.87	53.00	Horizontal	Vertical	Pass



Down Antenna
 GSM
 19 GSM 850
 19.1 GSM 850 Low Channel

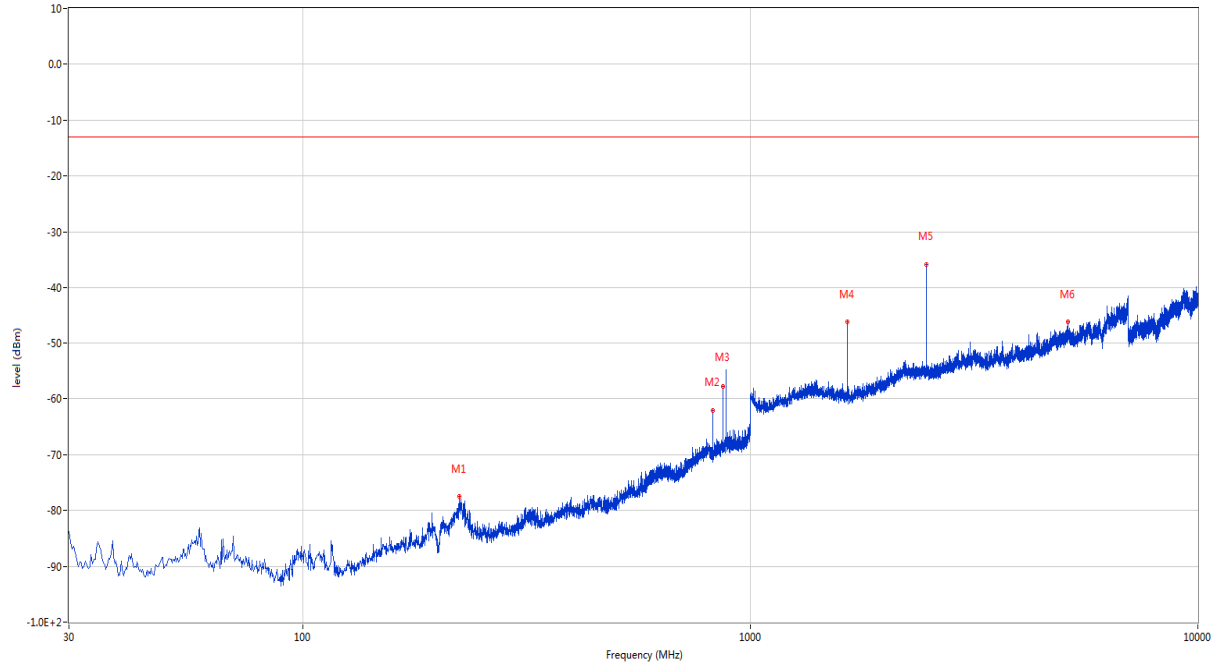
RSE-V&V GSM 850 CH128



Frequency (MHz)	Result (dBm)	Factor (dB)	PK Limit (dBm)	Over Limit (dB)	Table (o)	ANT	EUT	Verdict
39.700	-70.44	-19.47	-13.0	-57.44	132.00	Vertical	Vertical	Pass
230.062	-60.95	-16.15	-13.0	-47.95	143.00	Vertical	Vertical	Pass
824.188	-51.05	1.97	-13.0	-38.05	14.00	Vertical	Vertical	N/A
869.292	-56.01	2.53	-13.0	-43.01	218.00	Vertical	Vertical	N/A
1649.000	-49.02	-5.73	-13.0	-36.02	244.00	Vertical	Vertical	Pass
2473.000	-37.65	-0.64	-13.0	-24.65	317.00	Vertical	Vertical	Pass

RSE-H&V GSM 850 CH128

RSE Test case_FCC PART22&24&27_FCC PART 22_850_GSM 850&CDMA BC0&WCDMA B5<E B5&26

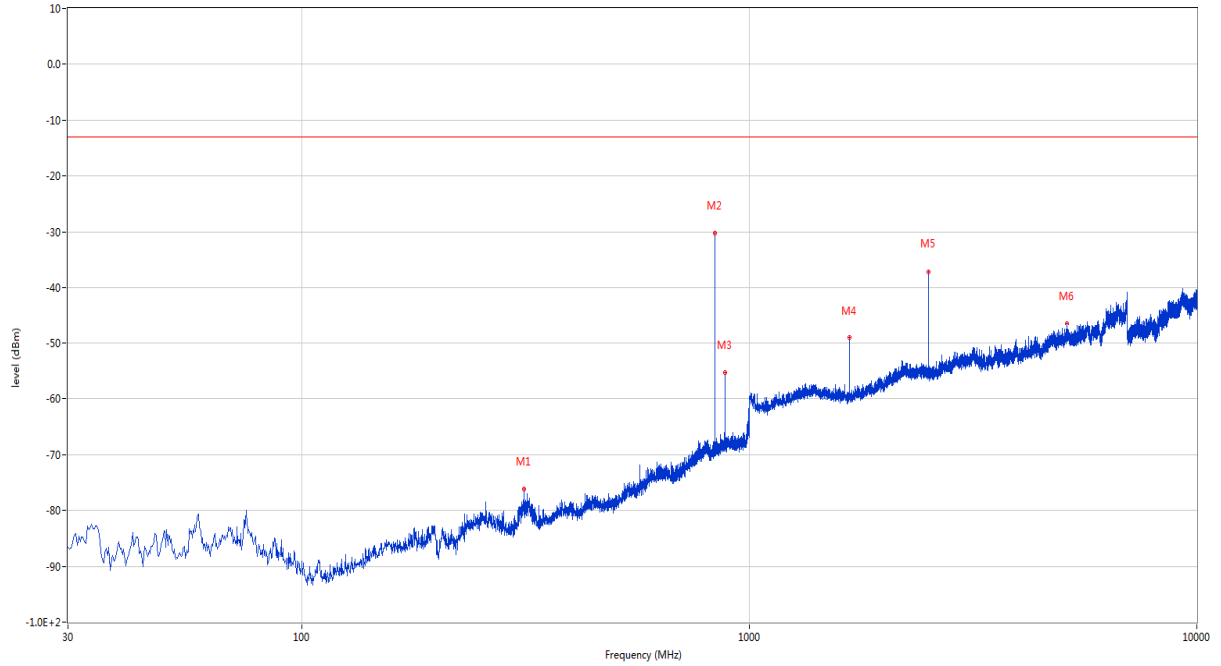


Frequency (MHz)	Result (dBm)	Factor (dB)	PK Limit (dBm)	Over Limit (dB)	Table (o)	ANT	EUT	Verdict
224.000	-77.50	-16.35	-13.0	-64.50	280.00	Horizontal	Vertical	Pass
824.188	-62.07	1.97	-13.0	-49.07	110.00	Horizontal	Vertical	N/A
869.050	-57.87	2.52	-13.0	-44.87	352.00	Horizontal	Vertical	N/A
1648.500	-46.13	-5.70	-13.0	-33.13	166.00	Horizontal	Vertical	Pass
2473.000	-35.75	-0.64	-13.0	-22.75	347.00	Horizontal	Vertical	Pass
5132.000	-46.09	8.21	-13.0	-33.09	73.00	Horizontal	Vertical	Pass

19.2 GSM 850 Middle Channel

RSE-V&V GSM 850 CH190

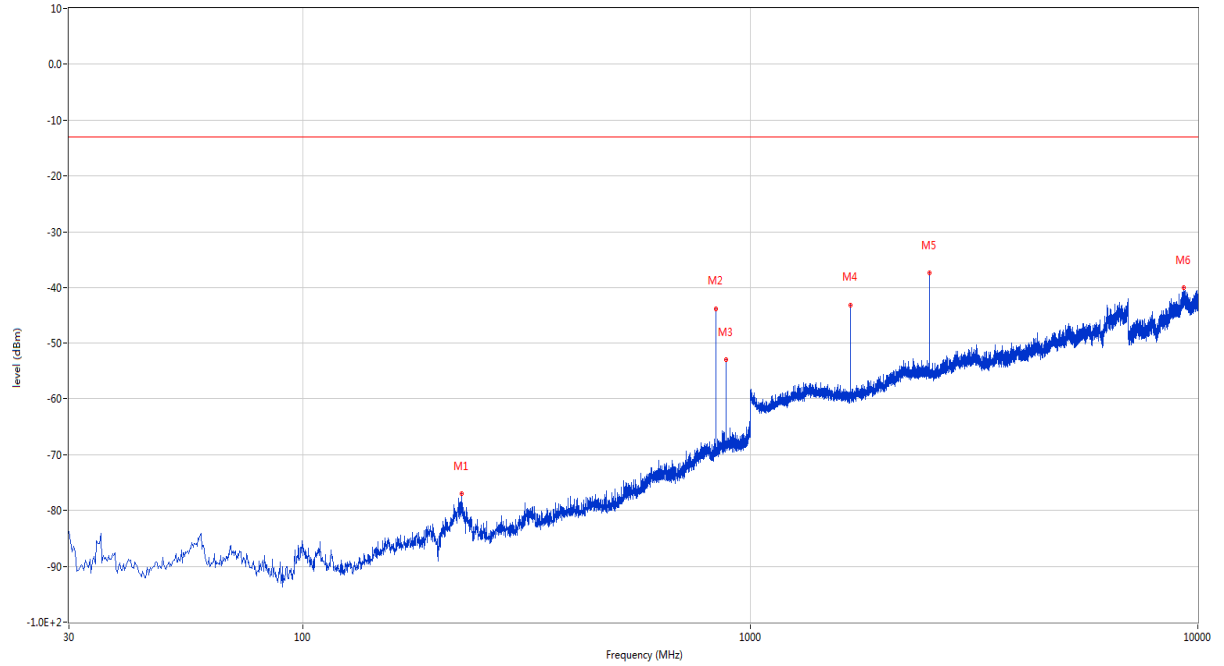
RSE Test case_FCC PART22&24&27_FCC PART 22_850_GSM 850&CDMA BC0&WCDMA B5<E B5&26



Frequency (MHz)	Result (dBm)	Factor (dB)	PK Limit (dBm)	Over Limit (dB)	Table (o)	ANT	EUT	Verdict
314.210	-76.24	-12.37	-13.0	-63.24	337.00	Vertical	Vertical	Pass
836.555	-30.21	2.31	-13.0	-17.21	10.00	Vertical	Vertical	N/A
881.660	-55.34	2.88	-13.0	-42.34	265.00	Vertical	Vertical	N/A
1674.000	-49.02	-5.51	-13.0	-36.02	261.00	Vertical	Vertical	Pass
2510.500	-37.09	-0.46	-13.0	-24.09	310.00	Vertical	Vertical	Pass
5116.000	-46.43	8.23	-13.0	-33.43	16.00	Vertical	Vertical	Pass

RSE-H&V GSM 850 CH190

RSE Test case_FCC PART22&24&27_FCC PART 22_850_GSM 850&CDMA BC0&WCDMA B5<E B5&26

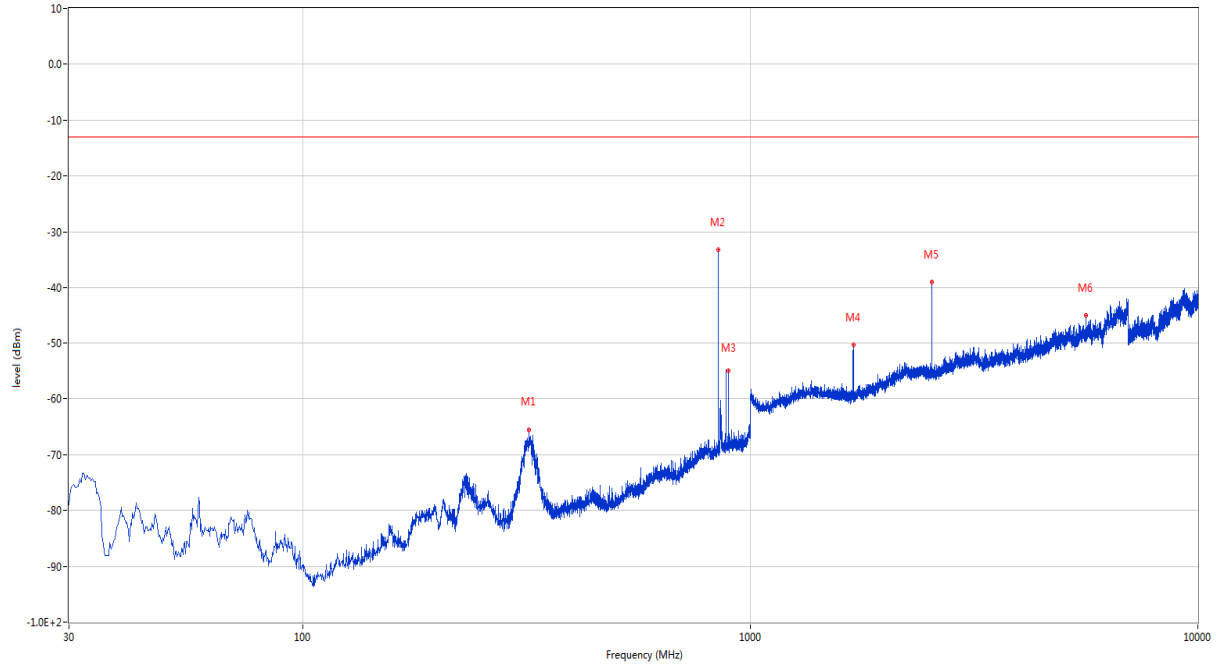


Frequency (MHz)	Result (dBm)	Factor (dB)	PK Limit (dBm)	Over Limit (dB)	Table (o)	ANT	EUT	Verdict
225.940	-77.07	-16.27	-13.0	-64.07	268.00	Horizontal	Vertical	Pass
836.555	-43.68	2.31	-13.0	-30.68	109.00	Horizontal	Vertical	N/A
881.660	-53.02	2.88	-13.0	-40.02	192.00	Horizontal	Vertical	N/A
1673.500	-43.02	-5.54	-13.0	-30.02	165.00	Horizontal	Vertical	Pass
2510.500	-37.39	-0.46	-13.0	-24.39	355.00	Horizontal	Vertical	Pass
9288.250	-39.92	17.44	-13.0	-26.92	167.00	Horizontal	Vertical	Pass

19.3 GSM 850 High Channel

RSE-V&V GSM 850 CH251

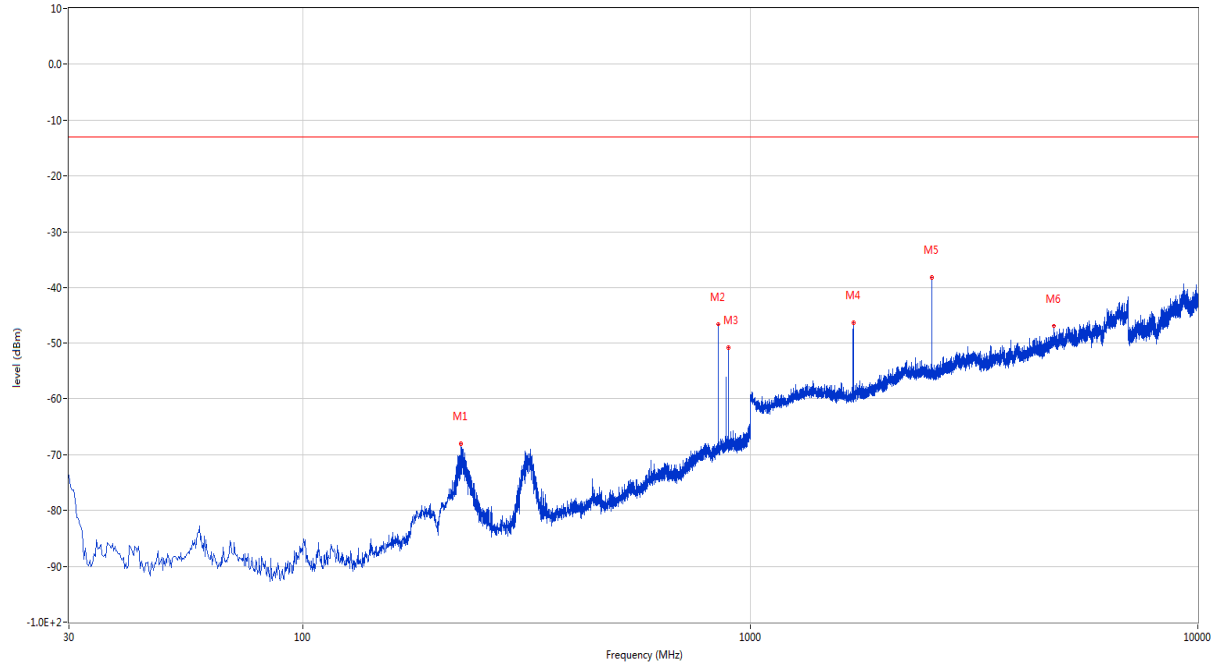
RSE Test case_FCC PART22&24&27_FCC PART 22_850_GSM 850&CDMA BC0&WCDMA B5<E B5&26



Frequency (MHz)	Result (dBm)	Factor (dB)	PK Limit (dBm)	Over Limit (dB)	Table (o)	ANT	EUT	Verdict
320.515	-65.52	-12.06	-13.0	-52.52	140.00	Vertical	Vertical	Pass
848.922	-33.21	2.51	-13.0	-20.21	360.00	Vertical	Vertical	N/A
893.785	-55.00	3.24	-13.0	-42.00	257.00	Vertical	Vertical	N/A
1698.500	-50.30	-5.43	-13.0	-37.30	247.00	Vertical	Vertical	Pass
2546.500	-38.99	-0.42	-13.0	-25.99	293.00	Vertical	Vertical	Pass
5626.000	-44.89	8.13	-13.0	-31.89	217.00	Vertical	Vertical	Pass

RSE-H&V GSM 850 CH251

RSE Test case_FCC PART22&24&27_FCC PART 22_850_GSM 850&CDMA BC0&WCDMA B5<E B5&26

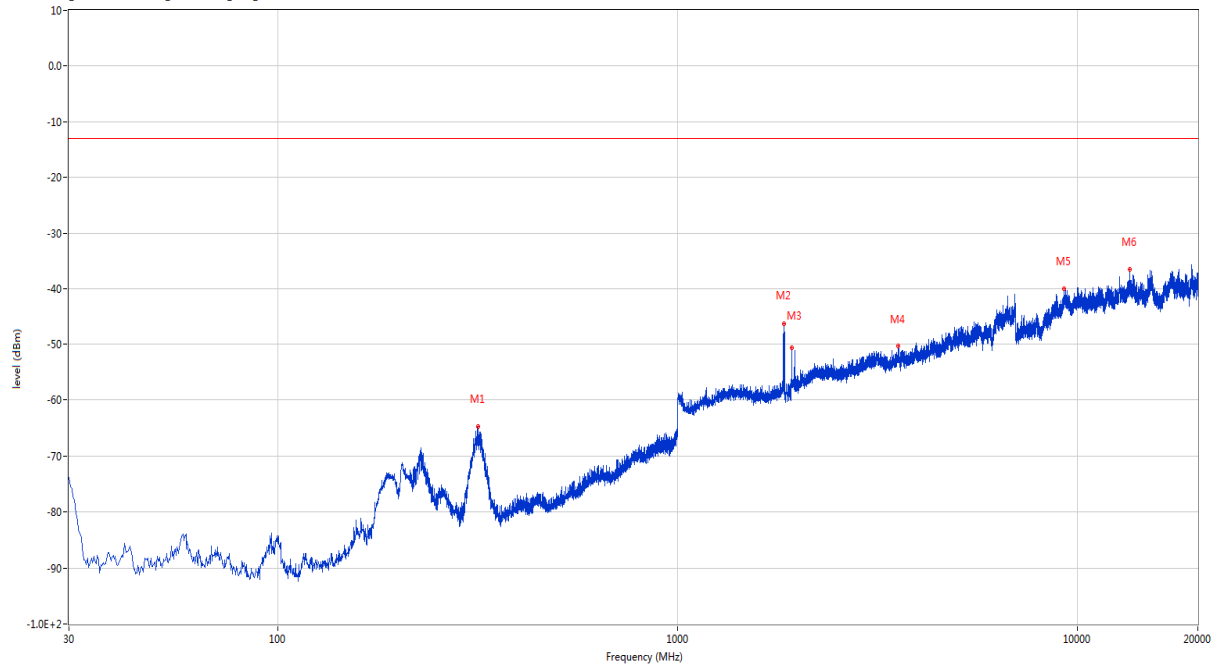


Frequency (MHz)	Result (dBm)	Factor (dB)	PK Limit (dBm)	Over Limit (dB)	Table (o)	ANT	EUT	Verdict
225.697	-68.08	-16.28	-13.0	-55.08	265.00	Horizontal	Vertical	Pass
848.922	-46.59	2.51	-13.0	-33.59	7.00	Horizontal	Vertical	N/A
893.785	-50.89	3.24	-13.0	-37.89	215.00	Horizontal	Vertical	N/A
1698.000	-46.30	-5.45	-13.0	-33.30	165.00	Horizontal	Vertical	Pass
2547.000	-38.17	-0.42	-13.0	-25.17	343.00	Horizontal	Vertical	Pass
4767.000	-46.93	7.89	-13.0	-33.93	60.00	Horizontal	Vertical	Pass

20 GSM 1900
20.1 GSM 1900 Low Channel

RSE-H&H GSM 1900 CH512

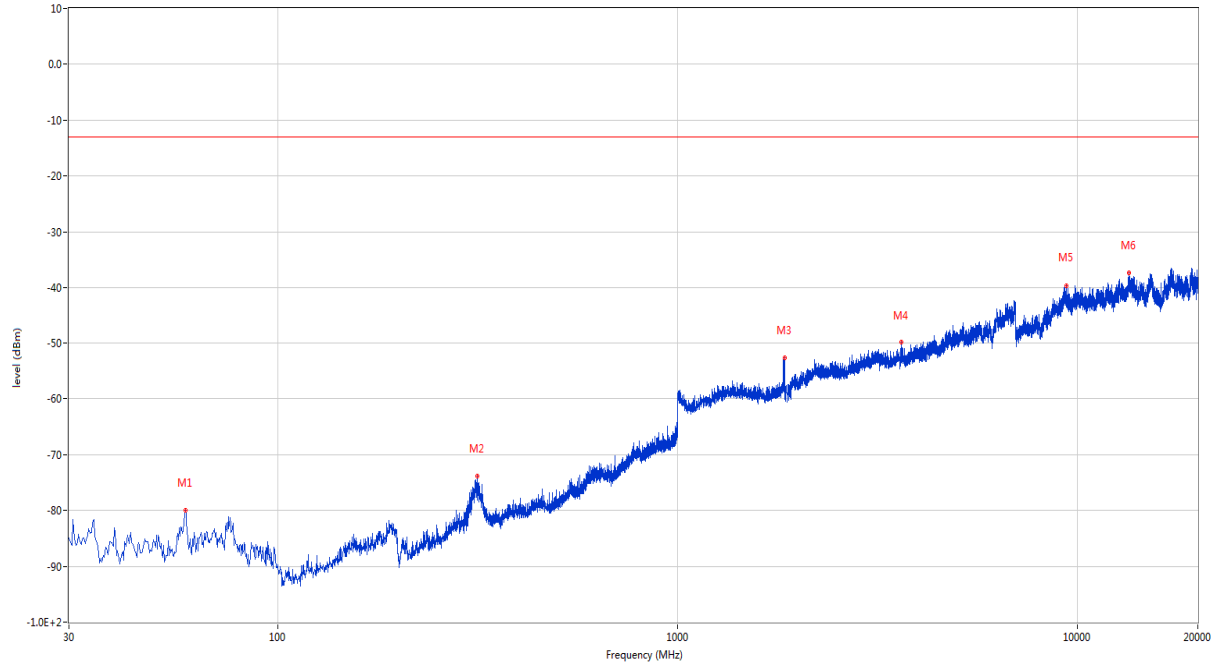
RSE Test case_FCC PART22&24&27_FCC PART 24_1900_GSM 1900&WCDMA B2&CDMA BC1<E B2&25



Frequency (MHz)	Result (dBm)	Factor (dB)	PK Limit (dBm)	Over Limit (dB)	Table (o)	ANT	EUT	Verdict
317.120	-64.75	-12.17	-13.0	-51.75	86.00	Horizontal	Horizontal	Pass
1842.000	-46.18	-3.78	-13.0	-33.18	96.00	Horizontal	Horizontal	N/A
1931.000	-50.64	-3.12	-13.0	-37.64	43.00	Horizontal	Horizontal	N/A
3567.000	-50.42	4.84	-13.0	-37.42	107.00	Horizontal	Horizontal	Pass
9254.000	-39.95	17.13	-13.0	-26.95	228.00	Horizontal	Horizontal	Pass
13502.188	-36.44	19.16	-13.0	-23.44	283.00	Horizontal	Horizontal	Pass

RSE-V&H GSM 1900 CH512

RSE Test case_FCC PART22&24&27_FCC PART 24_1900_GSM 1900&WCDMA B2&CDMA BC1<E B2&25

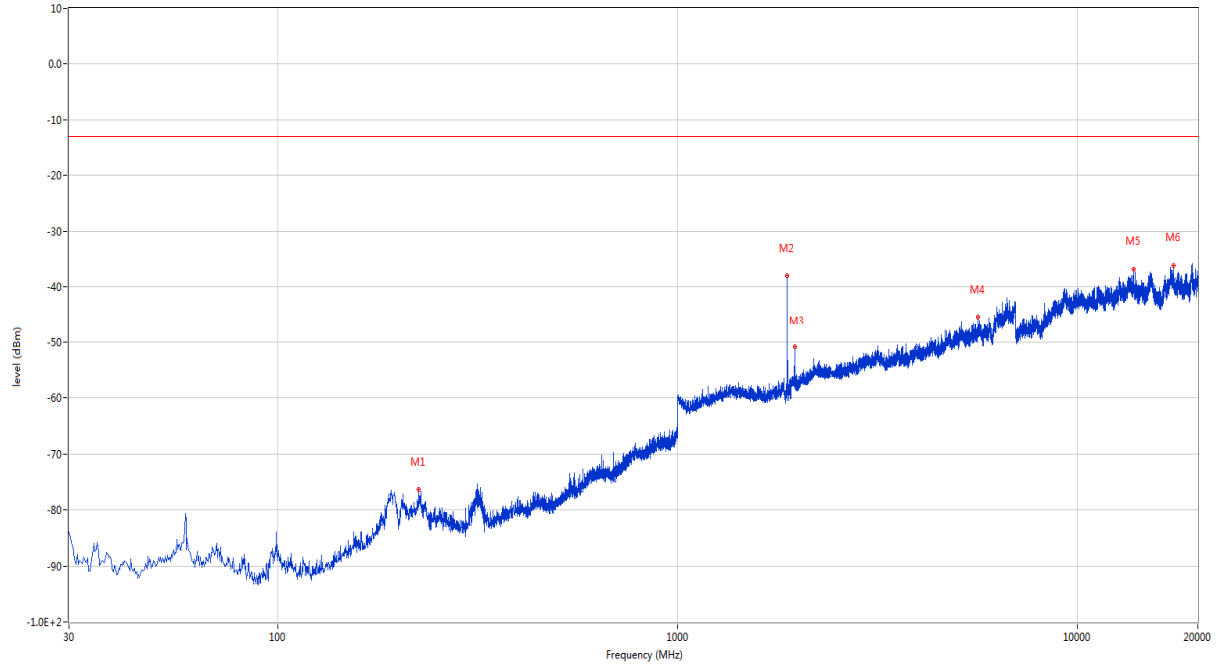


Frequency (MHz)	Result (dBm)	Factor (dB)	PK Limit (dBm)	Over Limit (dB)	Table (o)	ANT	EUT	Verdict
58.615	-80.00	-15.64	-13.0	-67.00	357.00	Vertical	Horizontal	Pass
315.907	-73.91	-12.24	-13.0	-60.91	329.00	Vertical	Horizontal	Pass
1850.500	-52.74	-3.64	-13.0	-39.74	102.00	Vertical	Horizontal	N/A
3625.000	-49.96	3.70	-13.0	-36.96	22.00	Vertical	Horizontal	Pass
9377.625	-39.55	17.28	-13.0	-26.55	96.00	Vertical	Horizontal	Pass
13446.000	-37.37	18.93	-13.0	-24.37	26.00	Vertical	Horizontal	Pass

20.2 GSM 1900 Middle Channel

RSE-H&H GSM 1900 CH661

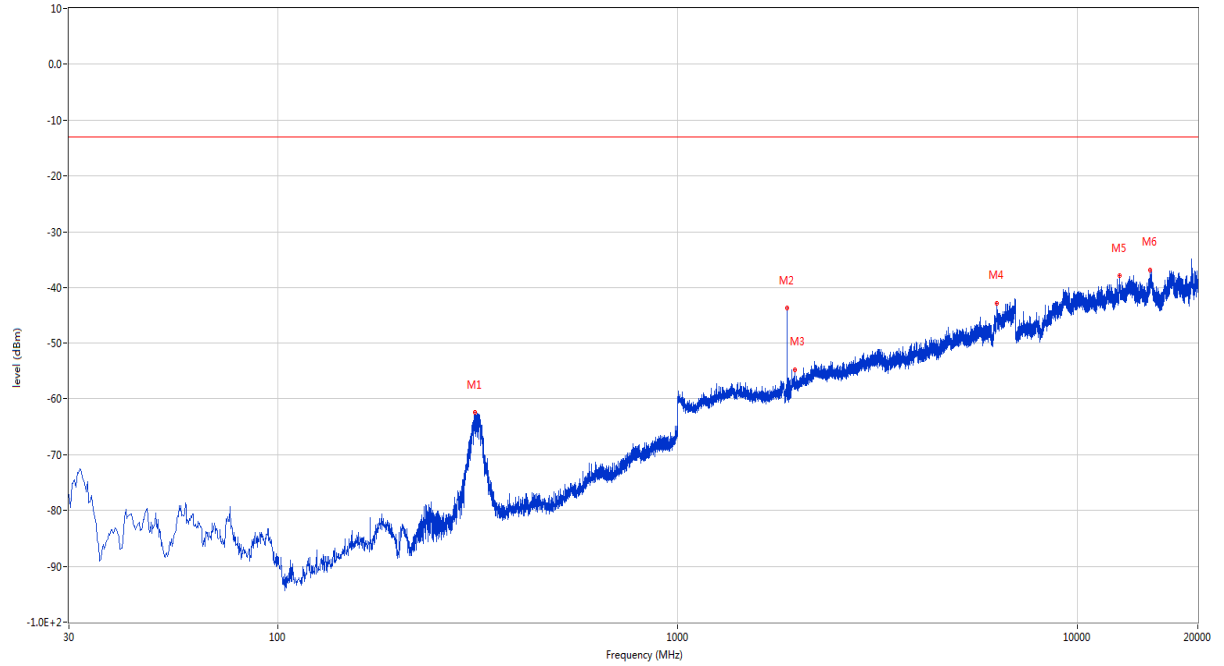
RSE Test case_FCC PART22&24&27_FCC PART 24_1900_GSM 1900&WCDMA B2&CDMA BC1<E B2&25



Frequency (MHz)	Result (dBm)	Factor (dB)	PK Limit (dBm)	Over Limit (dB)	Table (o)	ANT	EUT	Verdict
224.727	-76.33	-16.43	-13.0	-63.33	292.00	Horizontal	Horizontal	Pass
1880.500	-37.93	-3.73	-13.0	-24.93	75.00	Horizontal	Horizontal	N/A
1960.500	-50.87	-3.56	-13.0	-37.87	158.00	Horizontal	Horizontal	N/A
5640.000	-45.43	8.56	-13.0	-32.43	41.00	Horizontal	Horizontal	Pass
13803.062	-36.80	20.48	-13.0	-23.80	303.00	Horizontal	Horizontal	Pass
17408.125	-36.16	18.51	-13.0	-23.16	217.00	Horizontal	Horizontal	Pass

RSE-V&H GSM 1900 CH661

RSE Test case_FCC PART22&24&27 FCC PART 24_1900_GSM 1900&WCDMA B2&CDMA BC1<E B2&25

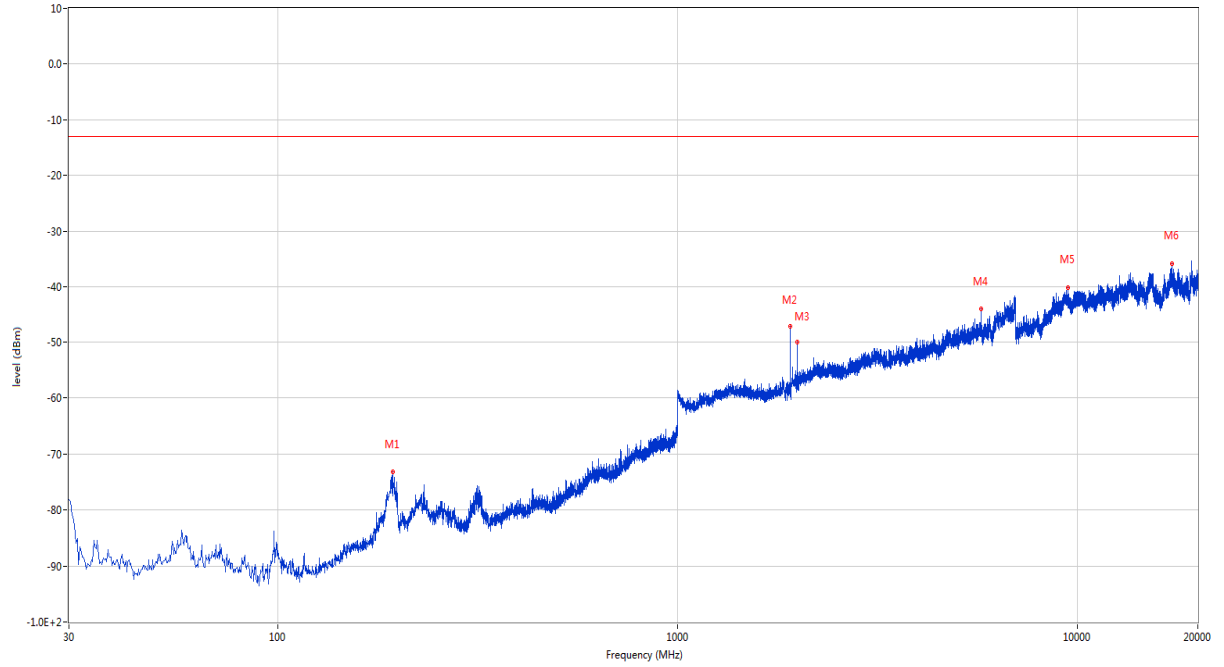


Frequency (MHz)	Result (dBm)	Factor (dB)	PK Limit (dBm)	Over Limit (dB)	Table (o)	ANT	EUT	Verdict
311.300	-62.53	-12.47	-13.0	-49.53	330.00	Vertical	Horizontal	Pass
1880.500	-43.59	-3.73	-13.0	-30.59	109.00	Vertical	Horizontal	N/A
1960.500	-54.84	-3.56	-13.0	-41.84	39.00	Vertical	Horizontal	N/A
6294.000	-42.69	11.58	-13.0	-29.69	117.00	Vertical	Horizontal	Pass
12755.438	-37.78	20.14	-13.0	-24.78	314.00	Vertical	Horizontal	Pass
15184.187	-36.76	17.99	-13.0	-23.76	339.00	Vertical	Horizontal	Pass

20.3 GSM 1900 High Channel

RSE-H&H GSM 1900 CH810

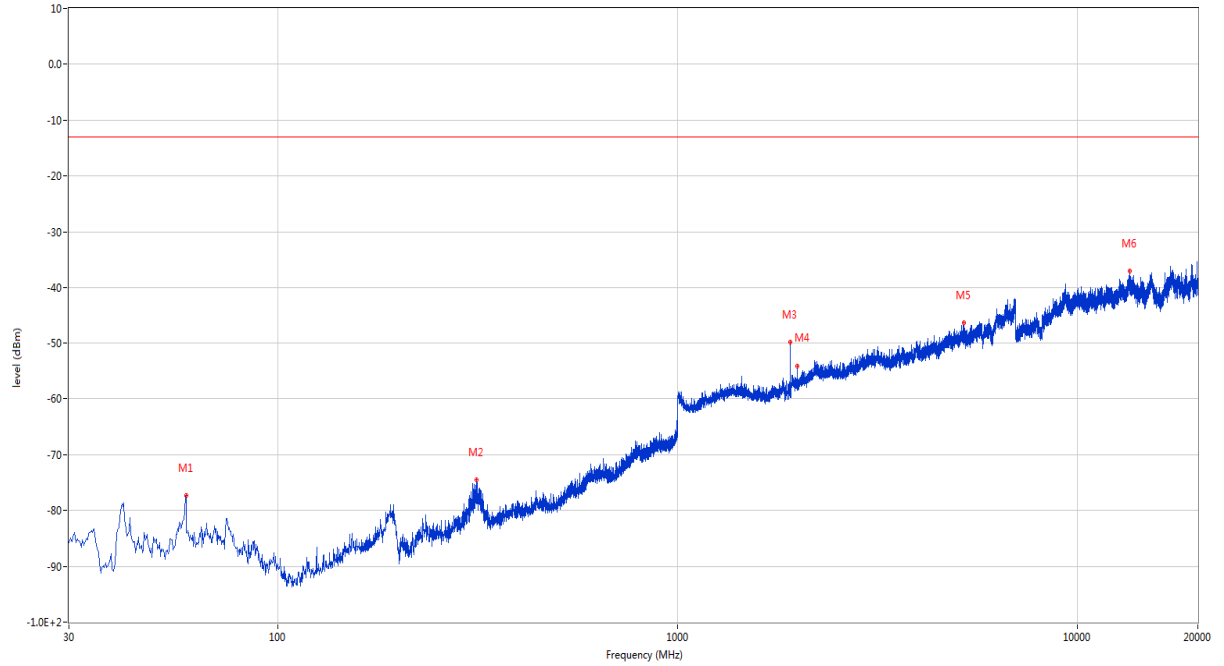
RSE Test case_FCC PART22&24&27_FCC PART 24_1900_GSM 1900&WCDMA B2&CDMA BC1<E B2&25



Frequency (MHz)	Result (dBm)	Factor (dB)	PK Limit (dBm)	Over Limit (dB)	Table (o)	ANT	EUT	Verdict
193.688	-73.23	-16.86	-13.0	-60.23	40.00	Horizontal	Horizontal	Pass
1910.500	-47.29	-3.57	-13.0	-34.29	118.00	Horizontal	Horizontal	N/A
1990.500	-50.05	-3.85	-13.0	-37.05	133.00	Horizontal	Horizontal	N/A
5730.000	-43.98	8.29	-13.0	-30.98	113.00	Horizontal	Horizontal	Pass
9471.062	-40.06	17.23	-13.0	-27.06	17.00	Horizontal	Horizontal	Pass
17208.750	-35.83	18.34	-13.0	-22.83	152.00	Horizontal	Horizontal	Pass

RSE-V&H GSM 1900 CH810

RSE Test case_FCC PART22&24&27_FCC PART 24_1900_GSM 1900&WCDMA B2&CDMA BC1<E B2&25

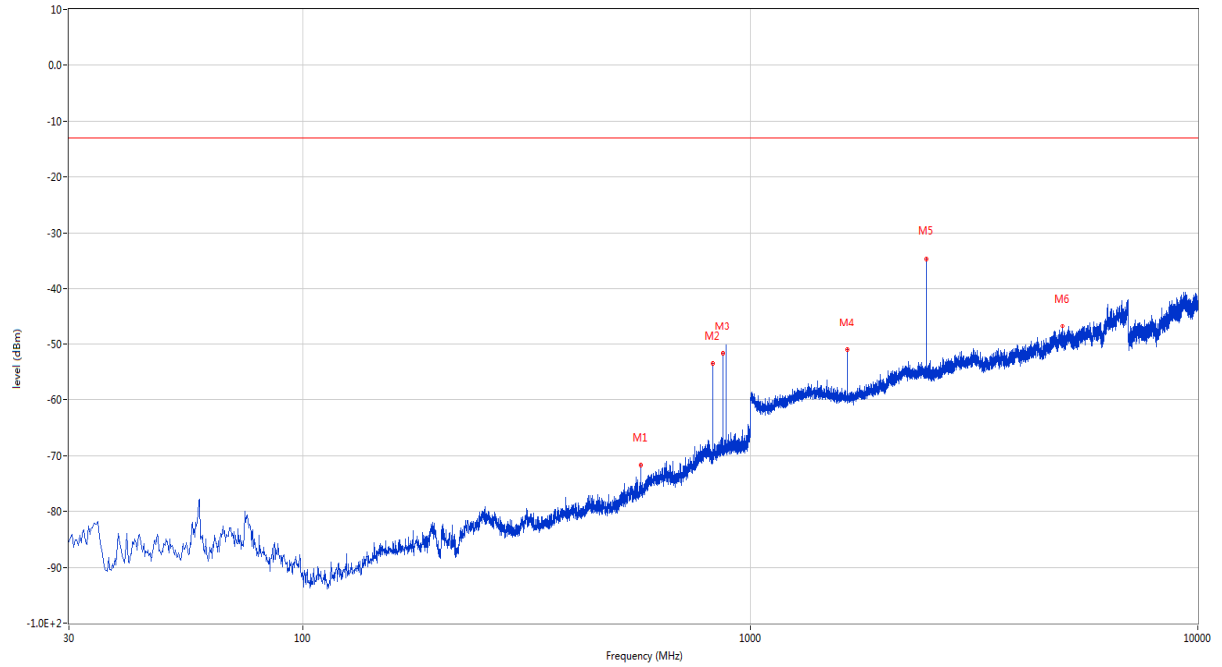


Frequency (MHz)	Result (dBm)	Factor (dB)	PK Limit (dBm)	Over Limit (dB)	Table (o)	ANT	EUT	Verdict
58.858	-77.34	-15.89	-13.0	-64.34	347.00	Vertical	Horizontal	Pass
313.725	-74.59	-12.28	-13.0	-61.59	266.00	Vertical	Horizontal	Pass
1910.500	-49.82	-3.57	-13.0	-36.82	96.00	Vertical	Horizontal	N/A
1990.500	-54.11	-3.85	-13.0	-41.11	38.00	Vertical	Horizontal	N/A
5210.000	-46.26	7.28	-13.0	-33.26	248.00	Vertical	Horizontal	Pass
13494.938	-37.03	19.20	-13.0	-24.03	266.00	Vertical	Horizontal	Pass

EGPRS
 21 EGPRS 850
 21.1 EGPRS 850 Low Channel

RSE-V&V EGPRS 850 CH128

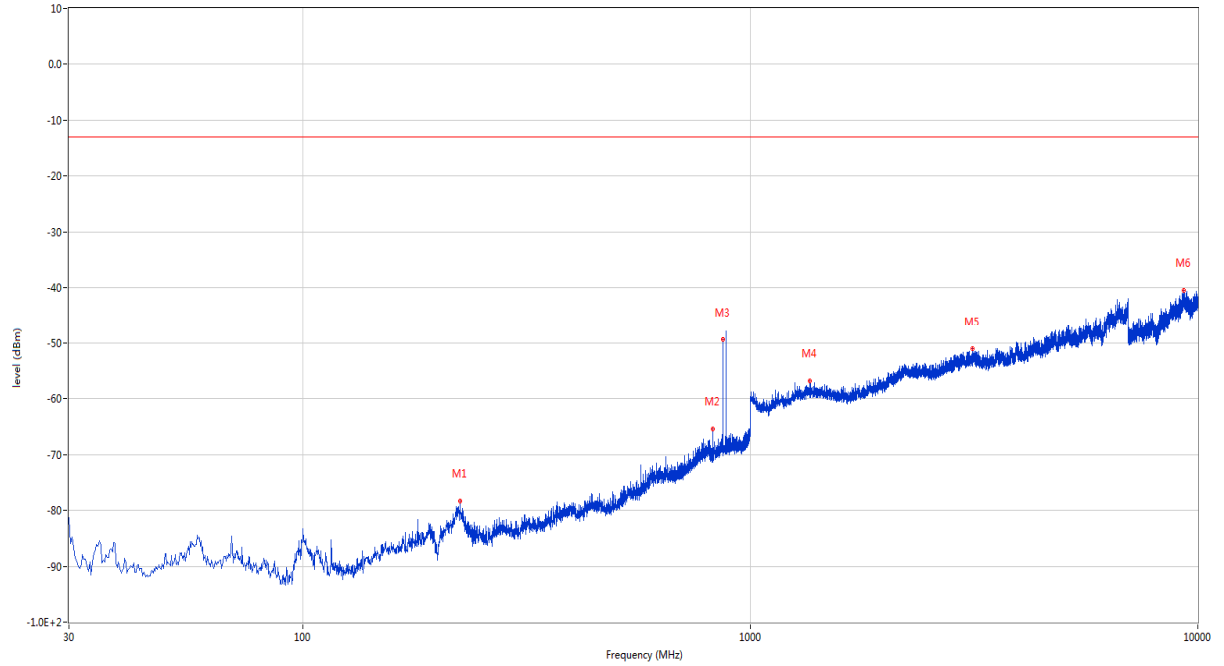
RSE Test case FCC PART22&24&27_FCC PART 22_850_GSM 850&CDMA BC0&WCDMA B5<E B5&26



Frequency (MHz)	Result (dBm)	Factor (dB)	PK Limit (dBm)	Over Limit (dB)	Table (o)	ANT	EUT	Verdict
569.320	-71.70	-5.12	-13.0	-58.70	329.00	Vertical	Vertical	Pass
824.188	-53.51	1.97	-13.0	-40.51	-1.00	Vertical	Vertical	N/A
869.292	-51.76	2.53	-13.0	-38.76	226.00	Vertical	Vertical	N/A
1649.000	-51.10	-5.73	-13.0	-38.10	232.00	Vertical	Vertical	Pass
2473.000	-34.60	-0.64	-13.0	-21.60	323.00	Vertical	Vertical	Pass
4991.000	-46.72	7.71	-13.0	-33.72	200.00	Vertical	Vertical	Pass

RSE-H&V EGPRS 850 CH128

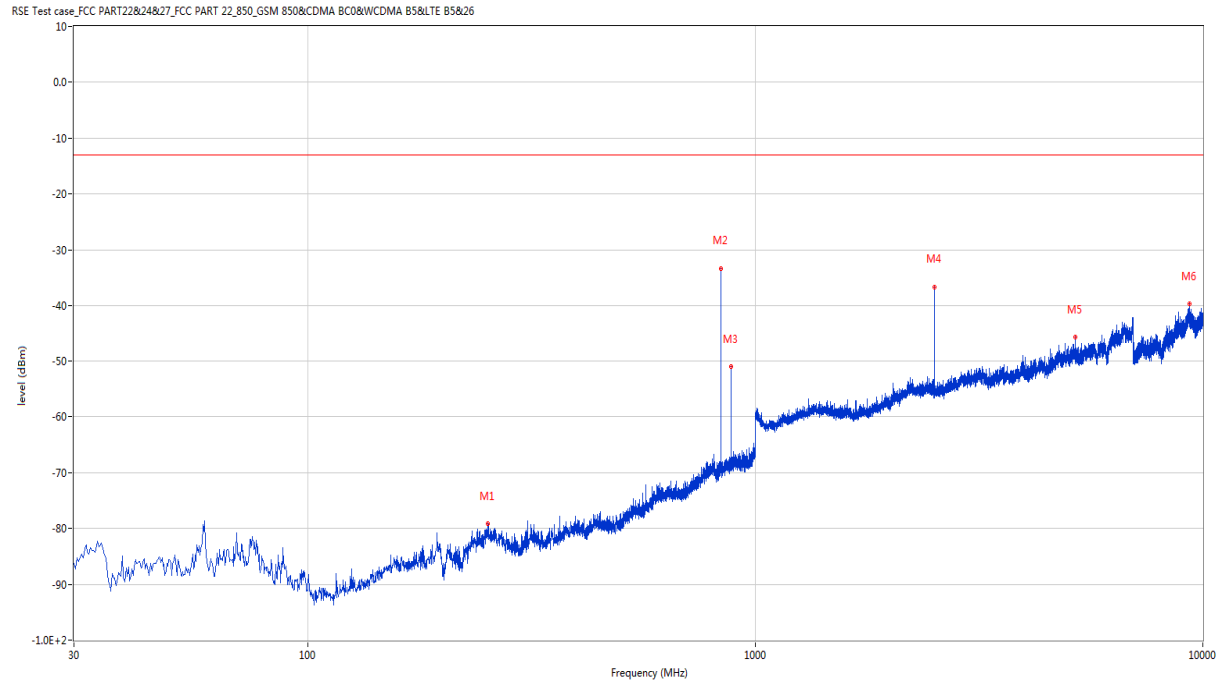
RSE Test case_FCC PART22&24&27_FCC PART 22_850_GSM 850&CDMA BC0&WCDMA B5<E B5&26



Frequency (MHz)	Result (dBm)	Factor (dB)	PK Limit (dBm)	Over Limit (dB)	Table (o)	ANT	EUT	Verdict
224.485	-78.34	-16.33	-13.0	-65.34	317.00	Horizontal	Vertical	Pass
824.188	-65.45	1.97	-13.0	-52.45	308.00	Horizontal	Vertical	N/A
869.050	-49.38	2.52	-13.0	-36.38	360.00	Horizontal	Vertical	N/A
1357.500	-56.87	-4.43	-13.0	-43.87	304.00	Horizontal	Vertical	Pass
3136.000	-51.01	3.04	-13.0	-38.01	150.00	Horizontal	Vertical	Pass
9312.250	-40.51	17.70	-13.0	-27.51	142.00	Horizontal	Vertical	Pass

21.2 EGPRS 850 Middle Channel

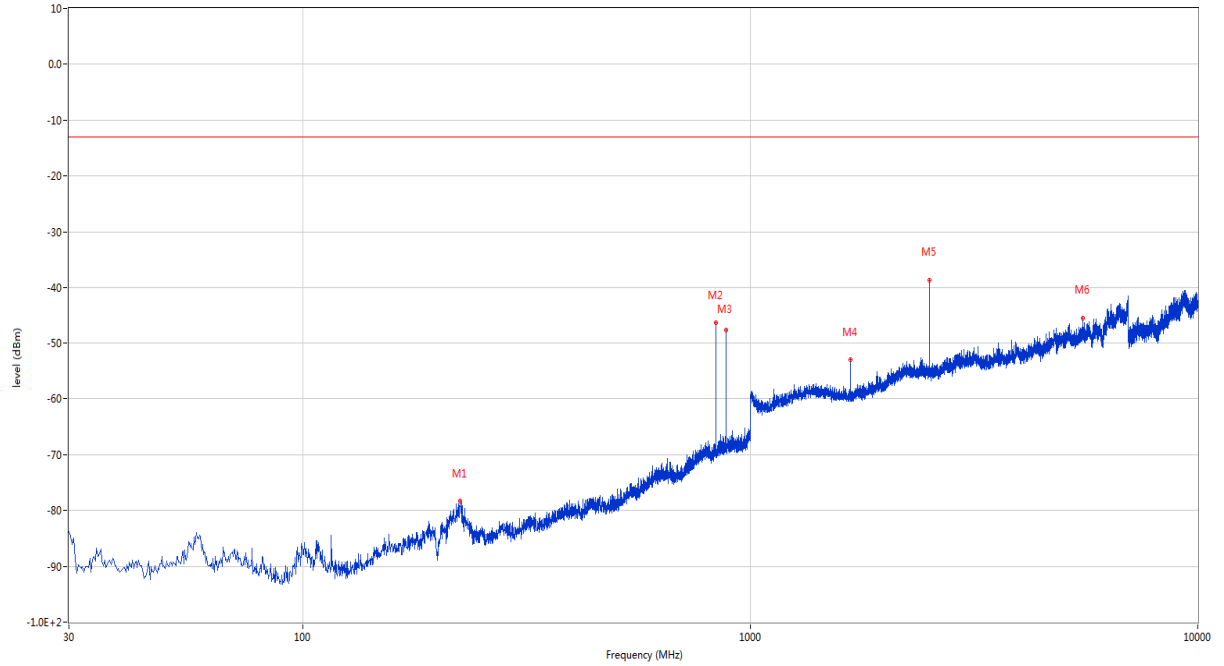
RSE-V&V EGPRS 850 CH190



Frequency (MHz)	Result (dBm)	Factor (dB)	PK Limit (dBm)	Over Limit (dB)	Table (o)	ANT	EUT	Verdict
252.372	-79.16	-14.56	-13.0	-66.16	-1.00	Vertical	Vertical	Pass
836.555	-33.28	2.31	-13.0	-20.28	-1.00	Vertical	Vertical	N/A
881.660	-50.98	2.88	-13.0	-37.98	143.00	Vertical	Vertical	N/A
2510.500	-36.58	-0.46	-13.0	-23.58	324.00	Vertical	Vertical	Pass
5186.000	-45.65	7.98	-13.0	-32.65	304.00	Vertical	Vertical	Pass
9322.750	-39.67	17.61	-13.0	-26.67	345.00	Vertical	Vertical	Pass

RSE-H&V EGPRS 850 CH190

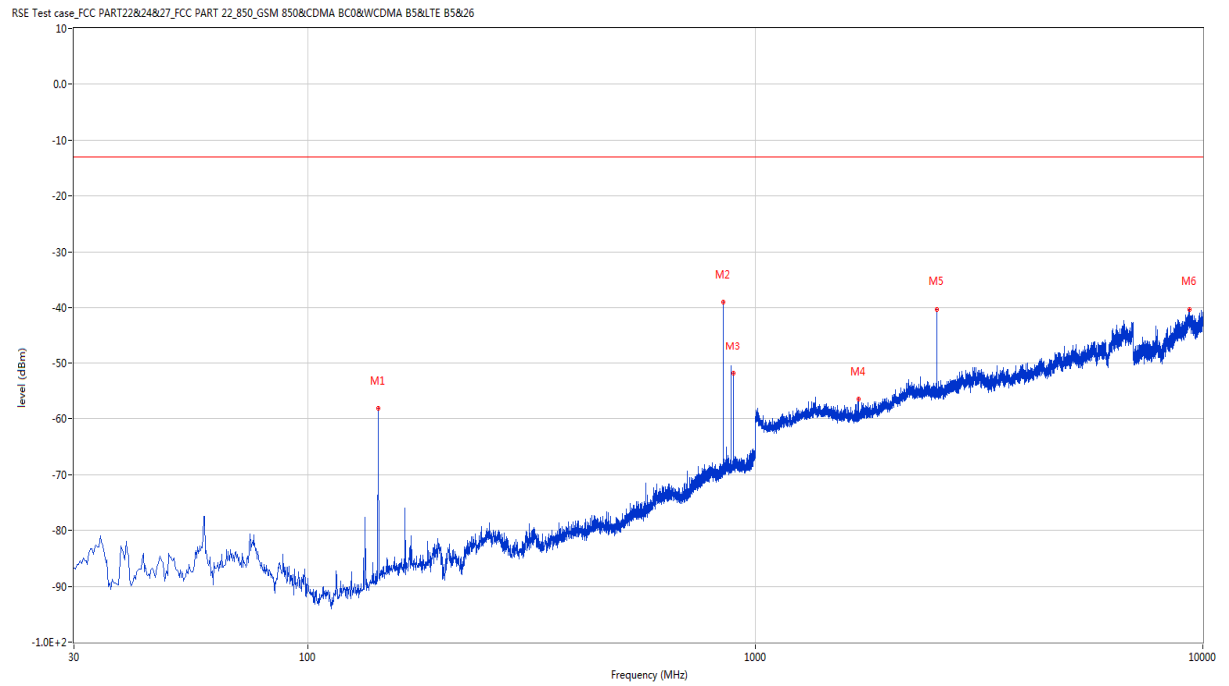
RSE Test case_FCC PART22&24&27_FCC PART 22_850_GSM 850&CDMA BC0&WCDMA B5<E B5&26



Frequency (MHz)	Result (dBm)	Factor (dB)	PK Limit (dBm)	Over Limit (dB)	Table (o)	ANT	EUT	Verdict
224.970	-78.38	-16.31	-13.0	-65.38	258.00	Horizontal	Vertical	Pass
836.555	-46.20	2.31	-13.0	-33.20	106.00	Horizontal	Vertical	N/A
881.660	-47.66	2.88	-13.0	-34.66	182.00	Horizontal	Vertical	N/A
1673.500	-53.10	-5.54	-13.0	-40.10	173.00	Horizontal	Vertical	Pass
2510.500	-38.57	-0.46	-13.0	-25.57	0.00	Horizontal	Vertical	Pass
5530.000	-45.35	8.57	-13.0	-32.35	111.00	Horizontal	Vertical	Pass

21.3 EGPRS 850 High Channel

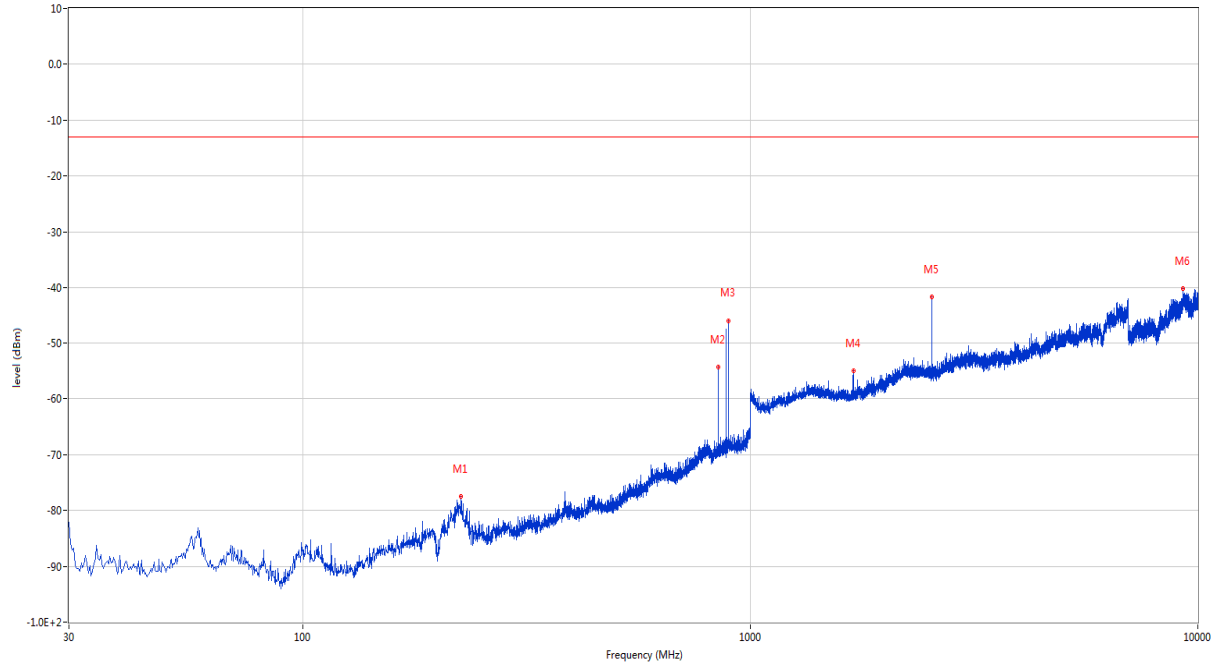
RSE-V&V EGPRS 850 CH251



Frequency (MHz)	Result (dBm)	Factor (dB)	PK Limit (dBm)	Over Limit (dB)	Table (o)	ANT	EUT	Verdict
143.490	-58.19	-16.84	-13.0	-45.19	91.00	Vertical	Vertical	Pass
848.922	-38.94	2.51	-13.0	-25.94	1.00	Vertical	Vertical	N/A
893.785	-51.89	3.24	-13.0	-38.89	246.00	Vertical	Vertical	N/A
1698.000	-56.55	-5.45	-13.0	-43.55	0.00	Vertical	Vertical	Pass
2547.000	-40.23	-0.42	-13.0	-27.23	287.00	Vertical	Vertical	Pass
9323.500	-40.25	17.59	-13.0	-27.25	92.00	Vertical	Vertical	Pass

RSE-H&V EGPRS 850 CH251

RSE Test case_FCC PART22&24&27_FCC PART 22_850_GSM 850&CDMA BC0&WCDMA B5<E B5&26

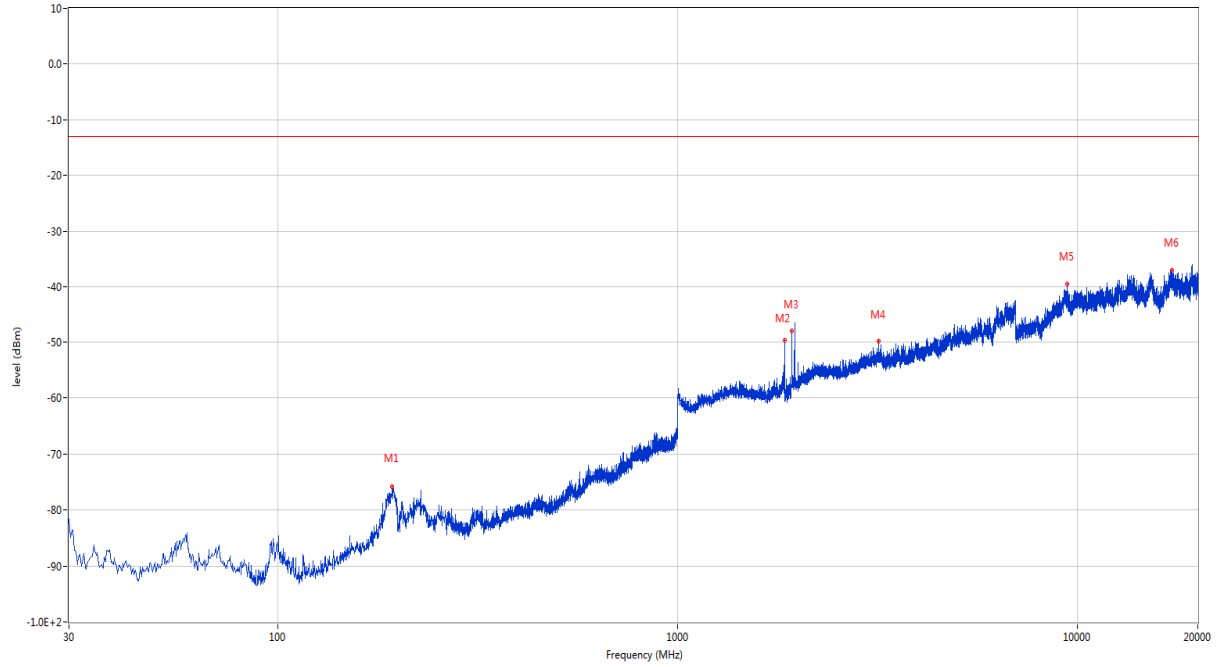


Frequency (MHz)	Result (dBm)	Factor (dB)	PK Limit (dBm)	Over Limit (dB)	Table (o)	ANT	EUT	Verdict
225.697	-77.56	-16.28	-13.0	-64.56	261.00	Horizontal	Vertical	Pass
848.922	-54.36	2.51	-13.0	-41.36	1.00	Horizontal	Vertical	N/A
893.785	-45.89	3.24	-13.0	-32.89	175.00	Horizontal	Vertical	N/A
1698.500	-55.07	-5.43	-13.0	-42.07	157.00	Horizontal	Vertical	Pass
2547.000	-41.60	-0.42	-13.0	-28.60	6.00	Horizontal	Vertical	Pass
9272.500	-40.13	17.21	-13.0	-27.13	257.00	Horizontal	Vertical	Pass

22 EGPRS 1900
22.1 EGPRS 1900 Low Channel

RSE-H&H EGPRS 1900 CH512

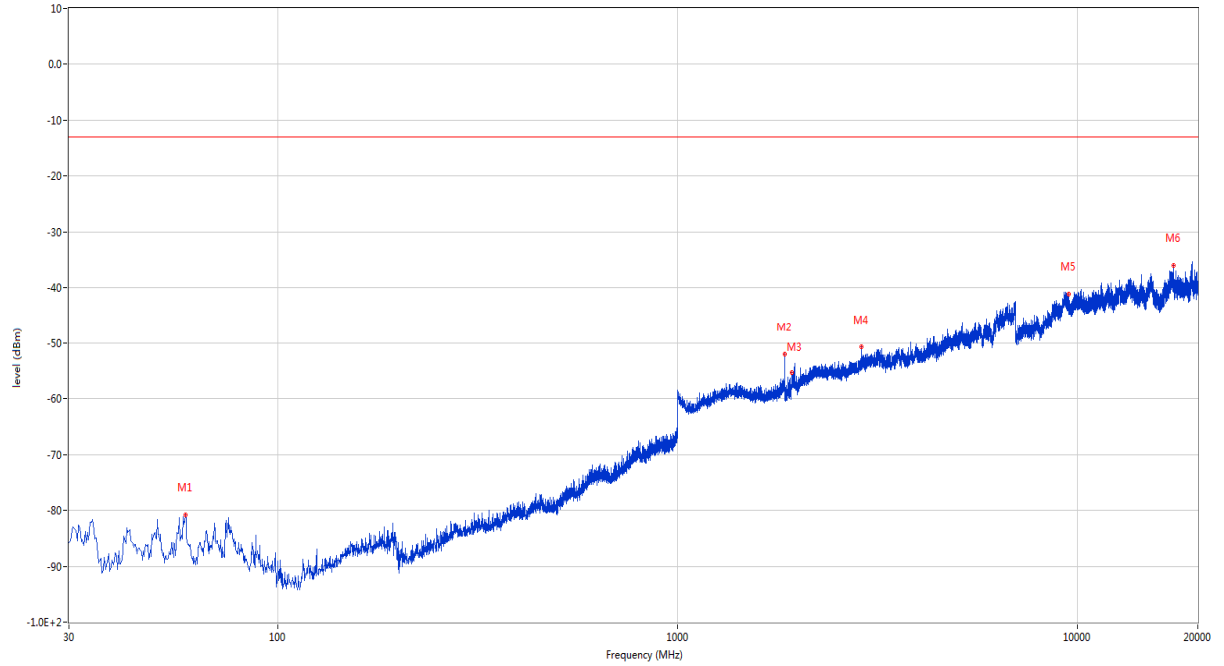
RSE Test case_FCC PART22&24&27_FCC PART 24_1900_GSM 1900&WCDMA B2&CDMA BC1<E B2&25



Frequency (MHz)	Result (dBm)	Factor (dB)	PK Limit (dBm)	Over Limit (dB)	Table (o)	ANT	EUT	Verdict
193.202	-75.80	-16.85	-13.0	-62.80	203.00	Horizontal	Horizontal	Pass
1850.500	-49.64	-3.64	-13.0	-36.64	96.00	Horizontal	Horizontal	N/A
1930.500	-48.13	-3.13	-13.0	-35.13	296.00	Horizontal	Horizontal	N/A
3177.000	-49.92	3.67	-13.0	-36.92	236.00	Horizontal	Horizontal	Pass
9409.250	-39.45	17.23	-13.0	-26.45	179.00	Horizontal	Horizontal	Pass
17214.188	-37.01	18.22	-13.0	-24.01	290.00	Horizontal	Horizontal	Pass

RSE-V&H EGPRS 1900 CH512

RSE Test case_FCC PART22&24&27 FCC PART 24_1900_GSM 1900&WCDMA B2&CDMA BC1<E B2&25

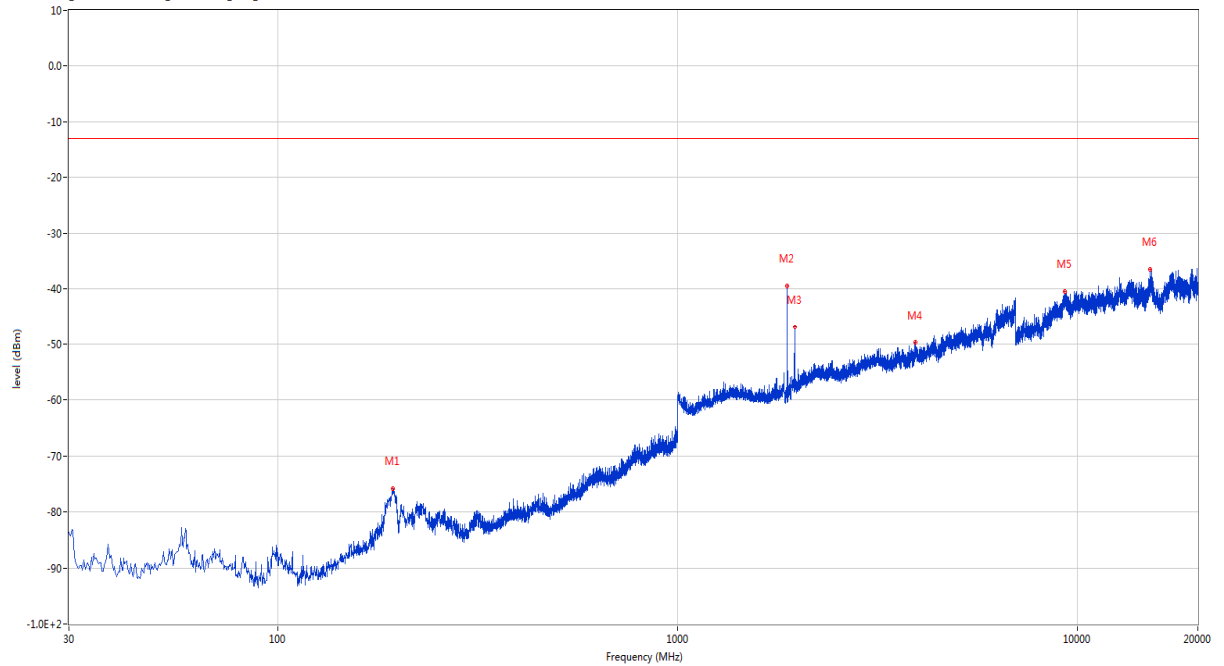


Frequency (MHz)	Result (dBm)	Factor (dB)	PK Limit (dBm)	Over Limit (dB)	Table (o)	ANT	EUT	Verdict
58.615	-80.77	-15.64	-13.0	-67.77	0.00	Vertical	Horizontal	Pass
1850.000	-52.10	-3.63	-13.0	-39.10	41.00	Vertical	Horizontal	N/A
1930.000	-55.32	-3.14	-13.0	-42.32	152.00	Vertical	Horizontal	N/A
2879.500	-50.67	1.94	-13.0	-37.67	216.00	Vertical	Horizontal	Pass
9501.250	-41.19	17.20	-13.0	-28.19	350.00	Vertical	Horizontal	Pass
17382.750	-36.04	18.43	-13.0	-23.04	323.00	Vertical	Horizontal	Pass

22.2 EGPRS 1900 Middle Channel

RSE-H&H EGPRS 1900 CH661

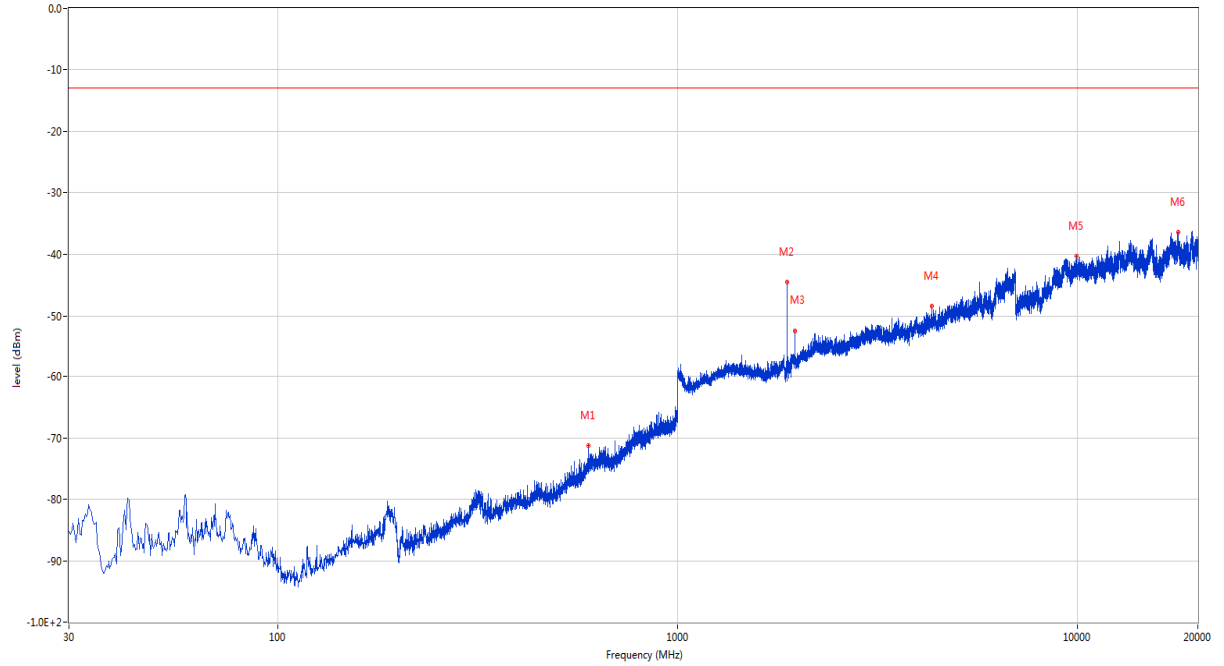
RSE Test case_FCC PART22&24&27_FCC PART 24_1900_GSM 1900&WCDMA B2&CDMA BC1<E B2&25



Frequency (MHz)	Result (dBm)	Factor (dB)	PK Limit (dBm)	Over Limit (dB)	Table (o)	ANT	EUT	Verdict
193.930	-75.85	-16.88	-13.0	-62.85	242.00	Horizontal	Horizontal	Pass
1880.500	-39.44	-3.73	-13.0	-26.44	82.00	Horizontal	Horizontal	N/A
1960.500	-46.98	-3.56	-13.0	-33.98	140.00	Horizontal	Horizontal	N/A
3939.000	-49.71	5.73	-13.0	-36.71	111.00	Horizontal	Horizontal	Pass
9297.125	-40.52	17.64	-13.0	-27.52	-1.00	Horizontal	Horizontal	Pass
15195.062	-36.50	18.23	-13.0	-23.50	193.00	Horizontal	Horizontal	Pass

RSE-V&H EGPRS 1900 CH661

RSE Test case_FCC PART22&24&27_FCC PART 24_1900_GSM 1900&WCDMA B2&CDMA BC1<E B2&25

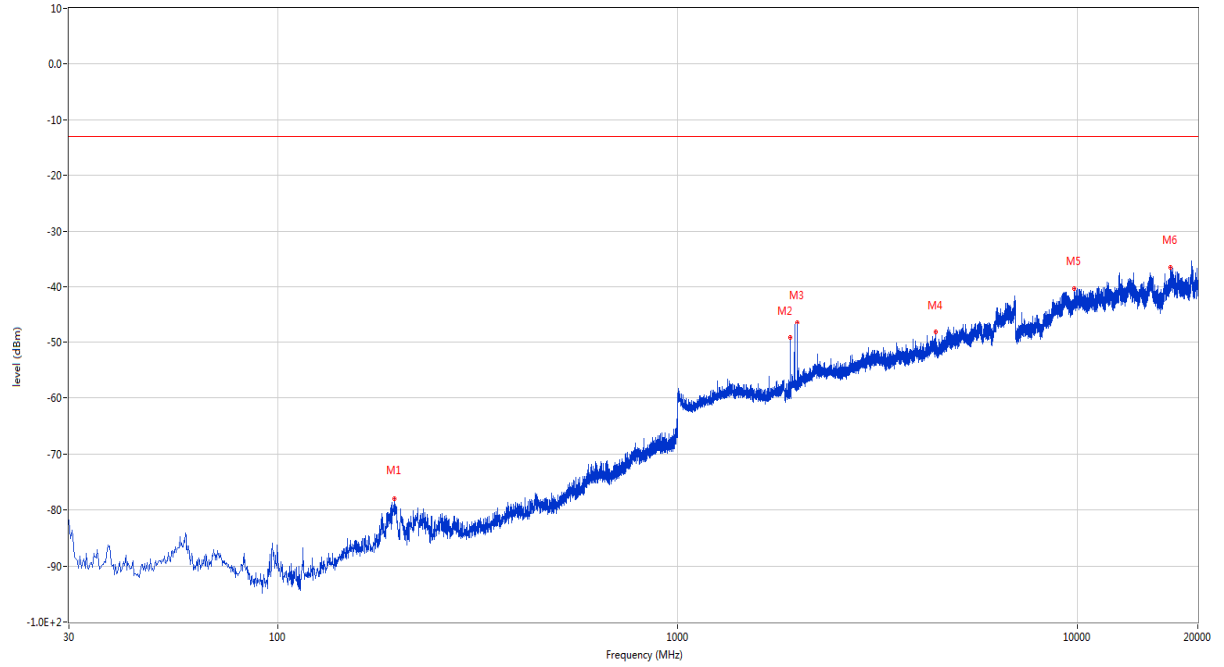


Frequency (MHz)	Result (dBm)	Factor (dB)	PK Limit (dBm)	Over Limit (dB)	Table (o)	ANT	EUT	Verdict
598.662	-71.26	-3.10	-13.0	-58.26	329.00	Vertical	Horizontal	Pass
1880.500	-44.50	-3.73	-13.0	-31.50	50.00	Vertical	Horizontal	N/A
1960.500	-52.56	-3.56	-13.0	-39.56	34.00	Vertical	Horizontal	N/A
4313.000	-48.44	6.29	-13.0	-35.44	139.00	Vertical	Horizontal	Pass
9948.313	-40.33	17.37	-13.0	-27.33	0.00	Vertical	Horizontal	Pass
17853.999	-36.46	18.96	-13.0	-23.46	76.00	Vertical	Horizontal	Pass

22.3 EGPRS 1900 High Channel

RSE-H&H EGPRS 1900 CH810

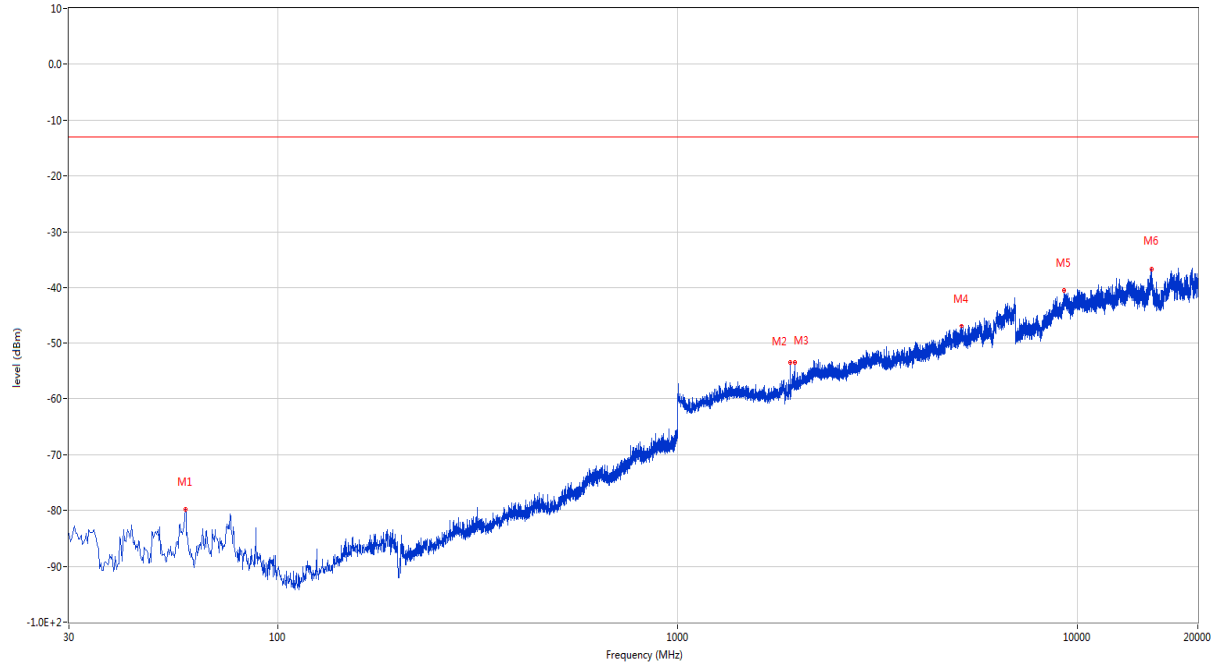
RSE Test case_FCC PART22&24&27_FCC PART 24_1900_GSM 1900&WCDMA B2&CDMA BC1<E B2&25



Frequency (MHz)	Result (dBm)	Factor (dB)	PK Limit (dBm)	Over Limit (dB)	Table (o)	ANT	EUT	Verdict
195.870	-77.93	-17.51	-13.0	-64.93	253.00	Horizontal	Horizontal	Pass
1910.000	-49.17	-3.58	-13.0	-36.17	125.00	Horizontal	Horizontal	N/A
1990.500	-46.46	-3.85	-13.0	-33.46	134.00	Horizontal	Horizontal	N/A
4414.000	-48.23	6.13	-13.0	-35.23	339.00	Horizontal	Horizontal	Pass
9830.438	-40.31	17.66	-13.0	-27.31	265.00	Horizontal	Horizontal	Pass
17096.375	-36.52	19.25	-13.0	-23.52	0.00	Horizontal	Horizontal	Pass

RSE-V&H EGPRS 1900 CH810

RSE Test case_FCC PART22&24&27 FCC PART 24_1900_GSM 1900&WCDMA B2&CDMA BC1<E B2&25

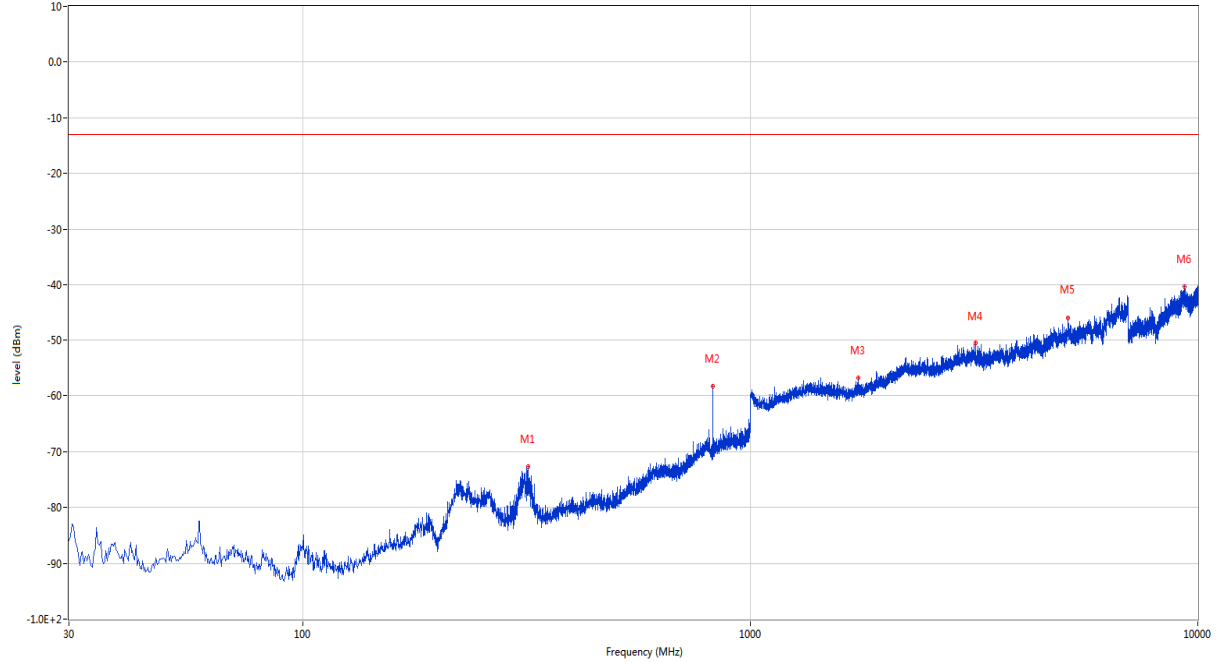


Frequency (MHz)	Result (dBm)	Factor (dB)	PK Limit (dBm)	Over Limit (dB)	Table (o)	ANT	EUT	Verdict
58.615	-79.81	-15.64	-13.0	-66.81	-3.00	Vertical	Horizontal	Pass
1910.000	-53.52	-3.58	-13.0	-40.52	92.00	Vertical	Horizontal	N/A
1990.500	-53.46	-3.56	-13.0	-40.46	28.00	Vertical	Horizontal	N/A
5136.000	-46.95	8.09	-13.0	-33.95	297.00	Vertical	Horizontal	Pass
9272.688	-40.53	17.21	-13.0	-27.53	0.00	Vertical	Horizontal	Pass
15345.500	-36.57	17.32	-13.0	-23.57	360.00	Vertical	Horizontal	Pass

CDMA
 23 CDMA BC0
 23.1 CDMA BC0 Low Channel

RSE-H&H CDMA BC0 CH1013

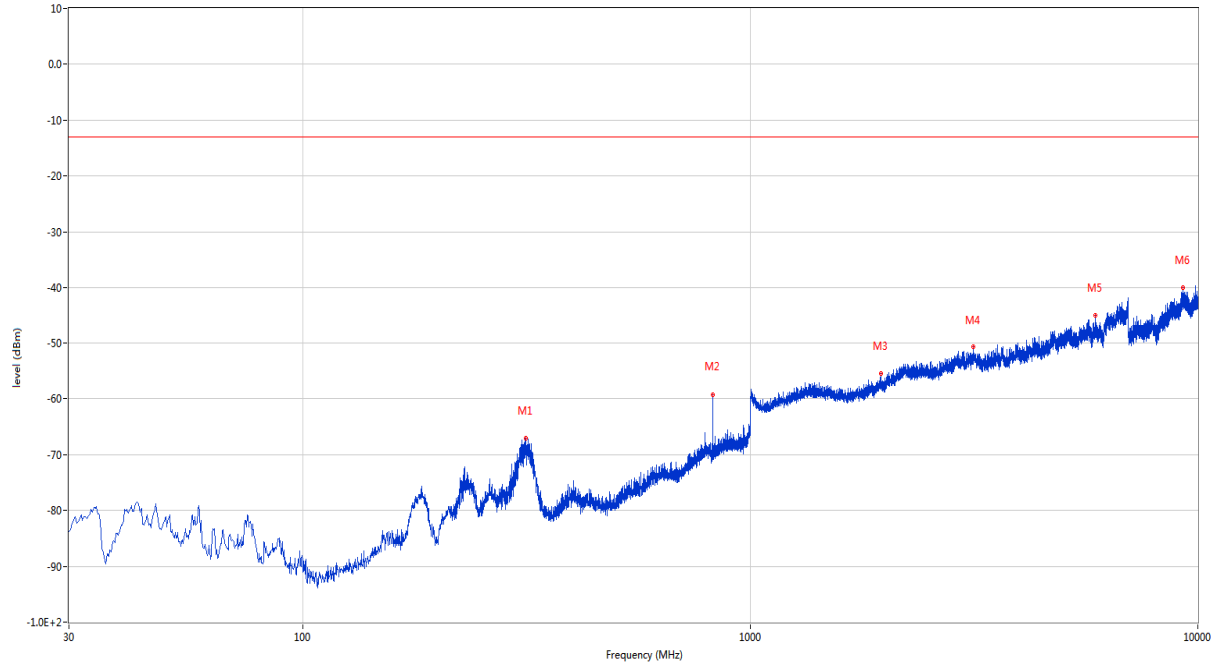
RSE Test case_FCC PART22&24&27_FCC PART 22_850_GSM 850&CDMA BC0&WCDMA B5<E B5&26



Frequency (MHz)	Result (dBm)	Factor (dB)	PK Limit (dBm)	Over Limit (dB)	Table (o)	ANT	EUT	Verdict
318.090	-72.68	-12.11	-13.0	-59.68	266.00	Horizontal	Horizontal	Pass
825.400	-58.30	2.01	-13.0	-45.30	71.00	Horizontal	Horizontal	Pass
1740.000	-56.82	-4.82	-13.0	-43.82	245.00	Horizontal	Horizontal	Pass
3190.000	-50.61	3.38	-13.0	-37.61	30.00	Horizontal	Horizontal	Pass
5134.000	-45.86	8.19	-13.0	-32.86	-3.00	Horizontal	Horizontal	Pass
9328.750	-40.29	17.45	-13.0	-27.29	361.00	Horizontal	Horizontal	Pass

RSE-V&H CDMA BC0 CH1013

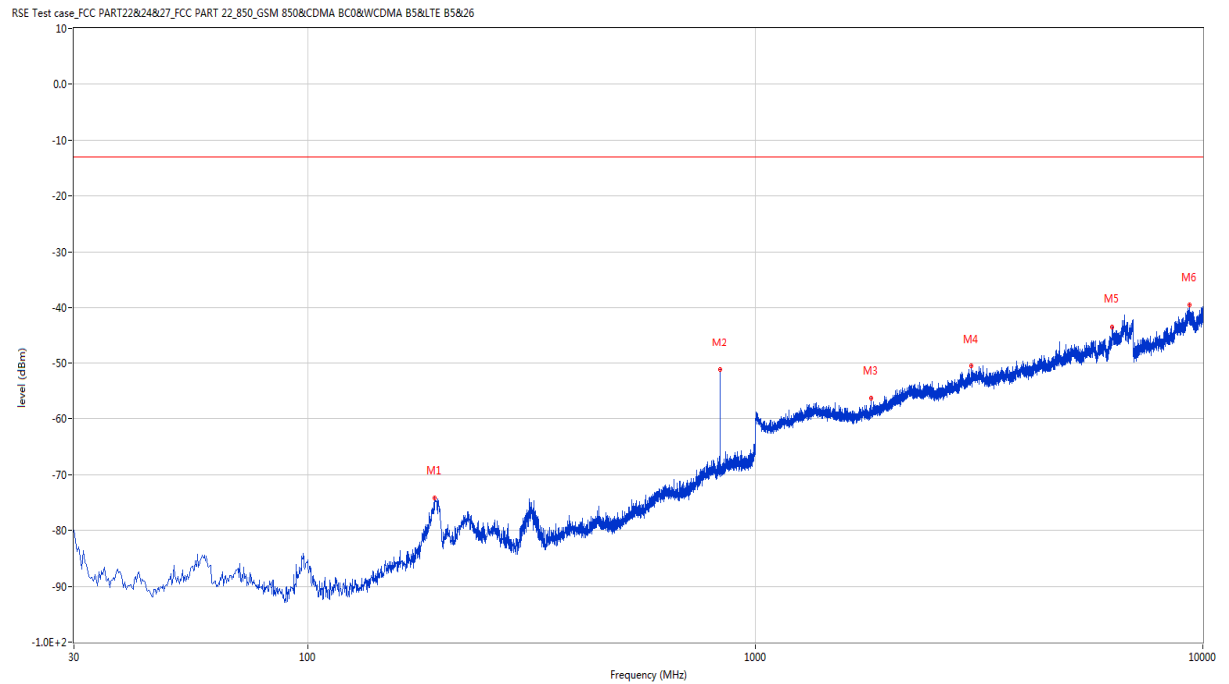
RSE Test case_FCC PART22&24&27_FCC PART 22_850_GSM 850&CDMA BC0&WCDMA B5<E B5&26



Frequency (MHz)	Result (dBm)	Factor (dB)	PK Limit (dBm)	Over Limit (dB)	Table (o)	ANT	EUT	Verdict
315.180	-67.14	-12.32	-13.0	-54.14	-3.00	Vertical	Horizontal	Pass
825.157	-59.23	2.00	-13.0	-46.23	280.00	Vertical	Horizontal	Pass
1956.000	-55.57	-3.30	-13.0	-42.57	13.00	Vertical	Horizontal	Pass
3146.000	-50.78	3.08	-13.0	-37.78	307.00	Vertical	Horizontal	Pass
5895.000	-44.93	8.84	-13.0	-31.93	-1.00	Vertical	Horizontal	Pass
9265.750	-39.95	17.16	-13.0	-26.95	361.00	Vertical	Horizontal	Pass

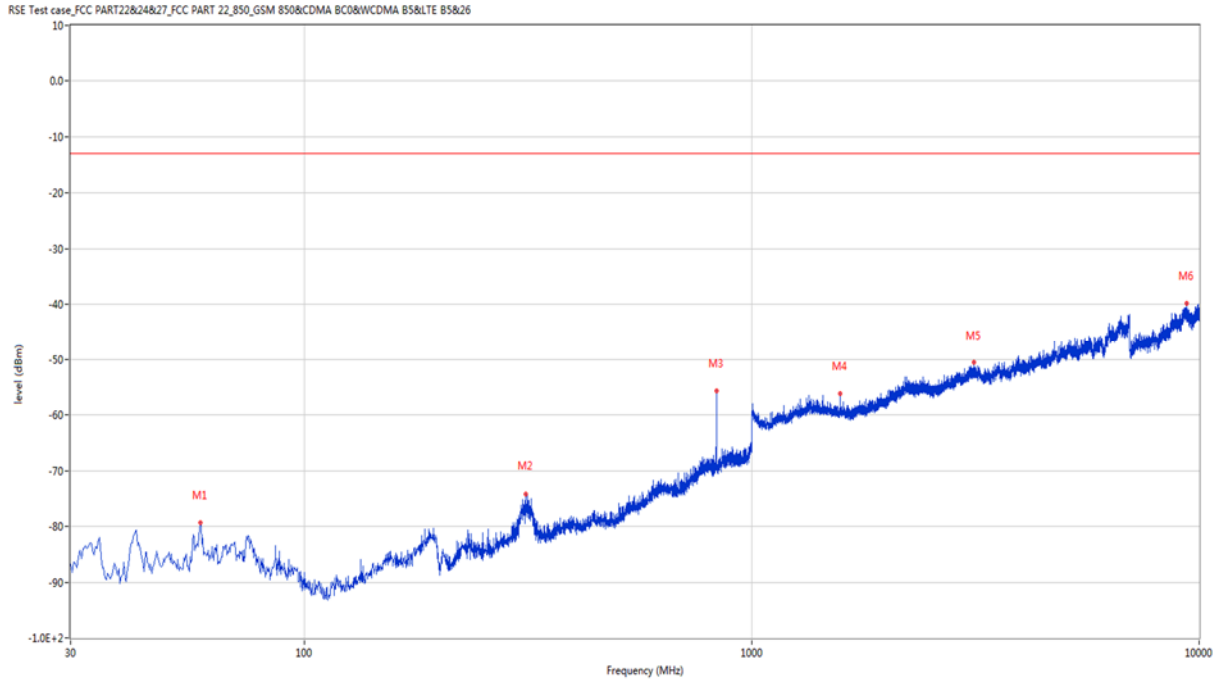
23.2 CDMA BC0 Middle Channel

RSE-H&H CDMA BC0 CH384



Frequency (MHz)	Result (dBm)	Factor (dB)	PK Limit (dBm)	Over Limit (dB)	Table (o)	ANT	EUT	Verdict
192.232	-74.18	-16.64	-13.0	-61.18	208.00	Horizontal	Horizontal	Pass
832.918	-51.26	2.21	-13.0	-38.26	265.00	Horizontal	Horizontal	N/A
1813.500	-56.31	-4.83	-13.0	-43.31	36.00	Horizontal	Horizontal	Pass
3037.000	-50.61	2.90	-13.0	-37.61	256.00	Horizontal	Horizontal	Pass
6274.000	-43.35	11.36	-13.0	-30.35	57.00	Horizontal	Horizontal	Pass
9346.000	-39.54	17.13	-13.0	-26.54	13.00	Horizontal	Horizontal	Pass

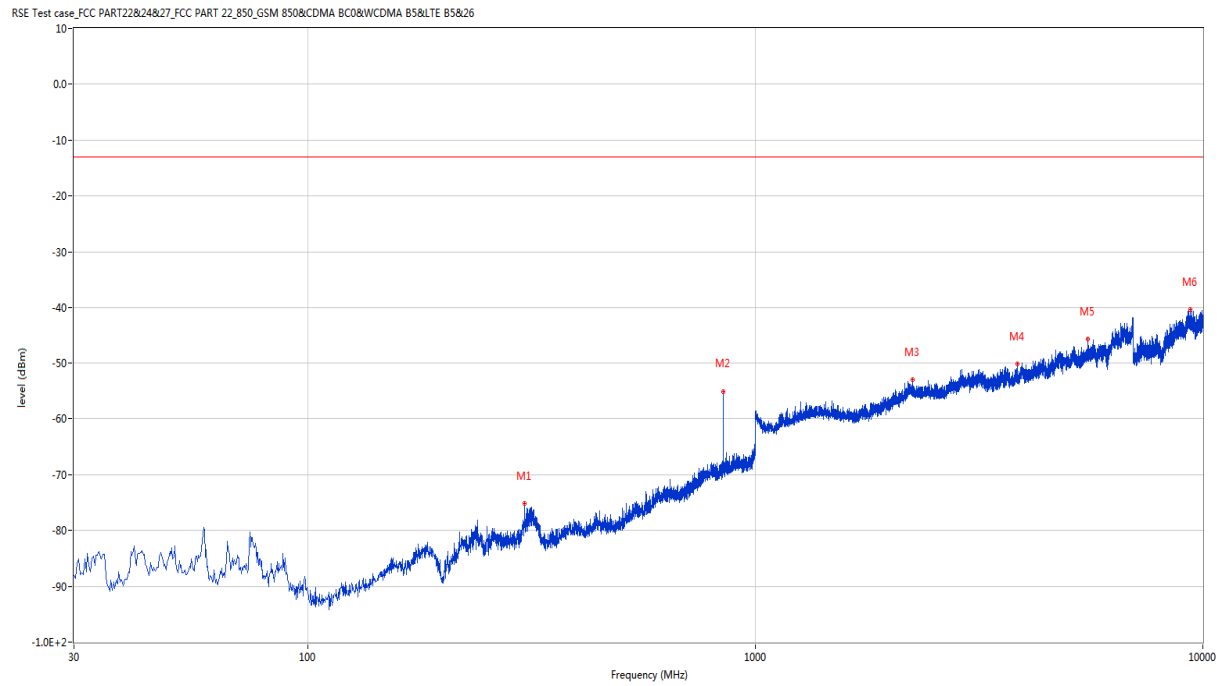
RSE-V&H CDMA BC0 CH384



Frequency (MHz)	Result (dBm)	Factor (dB)	PK Limit (dBm)	Over Limit (dB)	Table (o)	ANT	EUT	Verdict
58.615	-79.31	-15.68	-13.0	-66.31	77.00	Vertical	Horizontal	Pass
312.027	-74.14	-12.50	-13.0	-61.14	337.00	Vertical	Horizontal	Pass
832.918	-55.74	2.21	-13.0	-42.74	0.00	Vertical	Horizontal	N/A
1573.500	-56.22	-5.29	-13.0	-43.22	63.00	Vertical	Horizontal	Pass
3141.000	-50.57	2.93	-13.0	-37.57	361.00	Vertical	Horizontal	Pass
9394.875	-39.80	17.32	-13.0	-26.80	256.00	Vertical	Horizontal	Pass

23.3 CDMA BC0 High Channel

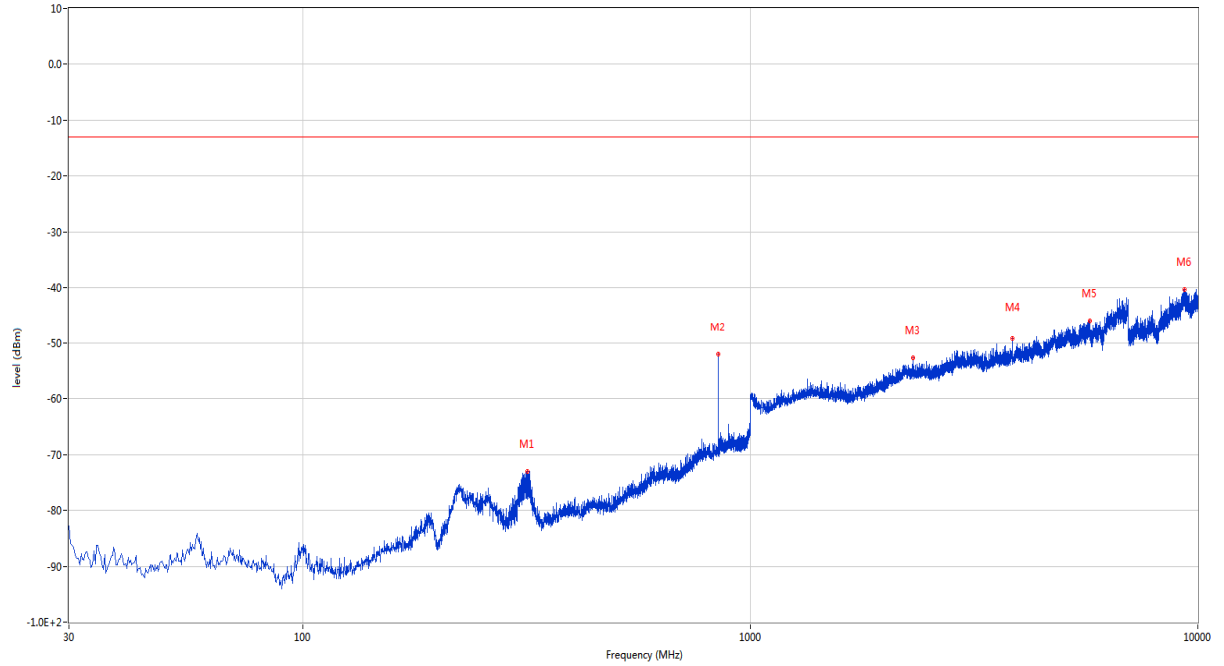
RSE-H&H CDMA BC0 CH777



Frequency (MHz)	Result (dBm)	Factor (dB)	PK Limit (dBm)	Over Limit (dB)	Table (o)	ANT	EUT	Verdict
305.237	-75.22	-12.80	-13.0	-62.22	342.00	Horizontal	Horizontal	Pass
848.680	-55.12	2.51	-13.0	-42.12	106.00	Horizontal	Horizontal	N/A
2248.000	-53.00	-1.08	-13.0	-40.00	361.00	Horizontal	Horizontal	Pass
3844.000	-50.13	5.87	-13.0	-37.13	148.00	Horizontal	Horizontal	Pass
5537.000	-45.60	8.49	-13.0	-32.60	266.00	Horizontal	Horizontal	Pass
9370.750	-40.35	17.20	-13.0	-27.35	361.00	Horizontal	Horizontal	Pass

RSE-V&H CDMA BC0 CH777

RSE Test case_FCC PART22&24&27_FCC PART 22_850_GSM 850&CDMA BC0&WCDMA B5<E B5&26



Frequency (MHz)	Result (dBm)	Factor (dB)	PK Limit (dBm)	Over Limit (dB)	Table (o)	ANT	EUT	Verdict
316.878	-72.99	-12.14	-13.0	-59.99	220.00	Vertical	Horizontal	Pass
848.680	-52.02	2.51	-13.0	-39.02	220.00	Vertical	Horizontal	N/A
2312.500	-52.74	-0.61	-13.0	-39.74	9.00	Vertical	Horizontal	Pass
3847.000	-49.25	5.60	-13.0	-36.25	261.00	Vertical	Horizontal	Pass
5745.000	-45.93	8.03	-13.0	-32.93	-3.00	Vertical	Horizontal	Pass
9334.000	-40.28	17.31	-13.0	-27.28	350.00	Vertical	Horizontal	Pass

EVDO
 24 EVDO BC0
 24.1 EVDO BC0 Low Channel

RSE-H&H EVDO BC0 CH1013

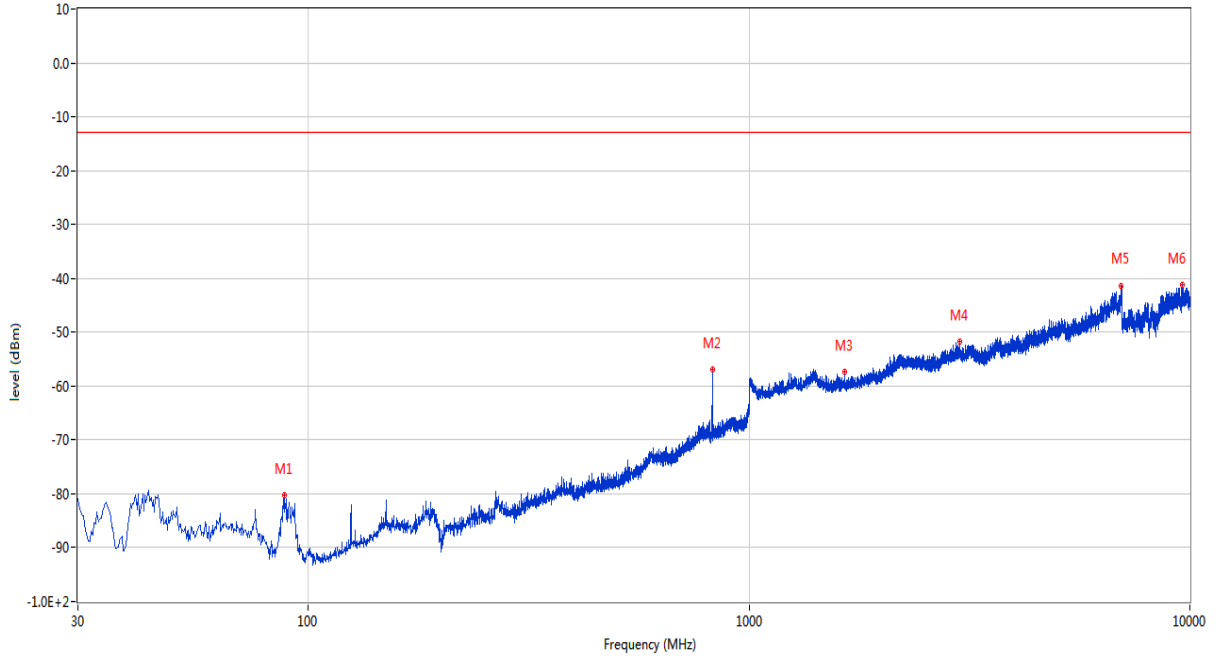
RSE Test case_FCC PART22&24&27_FCC PART 22_850_GSM 850&CDMA BC0&WCDMA B5<E B5&26



Frequency (MHz)	Result (dBm)	Factor (dB)	PK Limit (dBm)	Over Limit (dB)	Table (o)	ANT	EUT	Verdict
223.030	-73.99	-15.62	-13.0	-60.99	64.00	Horizontal	Horizontal	Pass
825.157	-61.08	2.25	-13.0	-48.08	360.00	Horizontal	Horizontal	N/A
1862.000	-55.68	-4.97	-13.0	-42.68	62.00	Horizontal	Horizontal	Pass
3226.000	-50.23	3.85	-13.0	-37.23	210.00	Horizontal	Horizontal	Pass
5400.000	-47.00	7.41	-13.0	-34.00	52.00	Horizontal	Horizontal	Pass
9450.250	-40.68	16.73	-13.0	-27.68	53.00	Horizontal	Horizontal	Pass

RSE-V&V EVDO BC0 CH1013

RSE Test case_FCC PART22&24&27_FCC PART 22_850_GSM 850&CDMA BC0&WCDMA B5<E B5&26

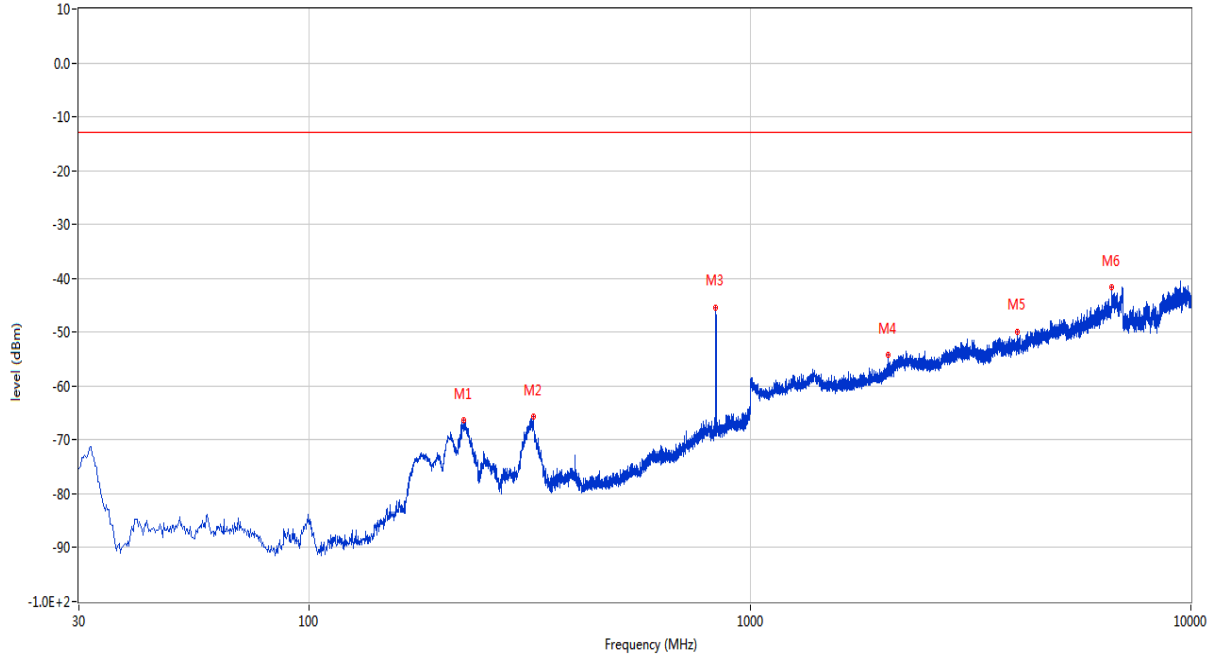


Frequency (MHz)	Result (dBm)	Factor (dB)	PK Limit (dBm)	Over Limit (dB)	Table (o)	ANT	EUT	Verdict
88.200	-80.34	-20.76	-13.0	-67.34	322.00	Vertical	Vertical	Pass
825.157	-57.01	2.25	-13.0	-44.01	0.00	Vertical	Vertical	N/A
1650.000	-57.39	-5.85	-13.0	-44.39	130.00	Vertical	Vertical	Pass
3002.000	-51.76	2.62	-13.0	-38.76	121.00	Vertical	Vertical	Pass
6992.000	-41.45	13.55	-13.0	-28.45	315.00	Vertical	Vertical	Pass
9610.750	-41.18	16.39	-13.0	-28.18	323.00	Vertical	Vertical	Pass

24.2 EVDO BC0 Middle Channel

RSE-H&H EVDO BC0 CH384

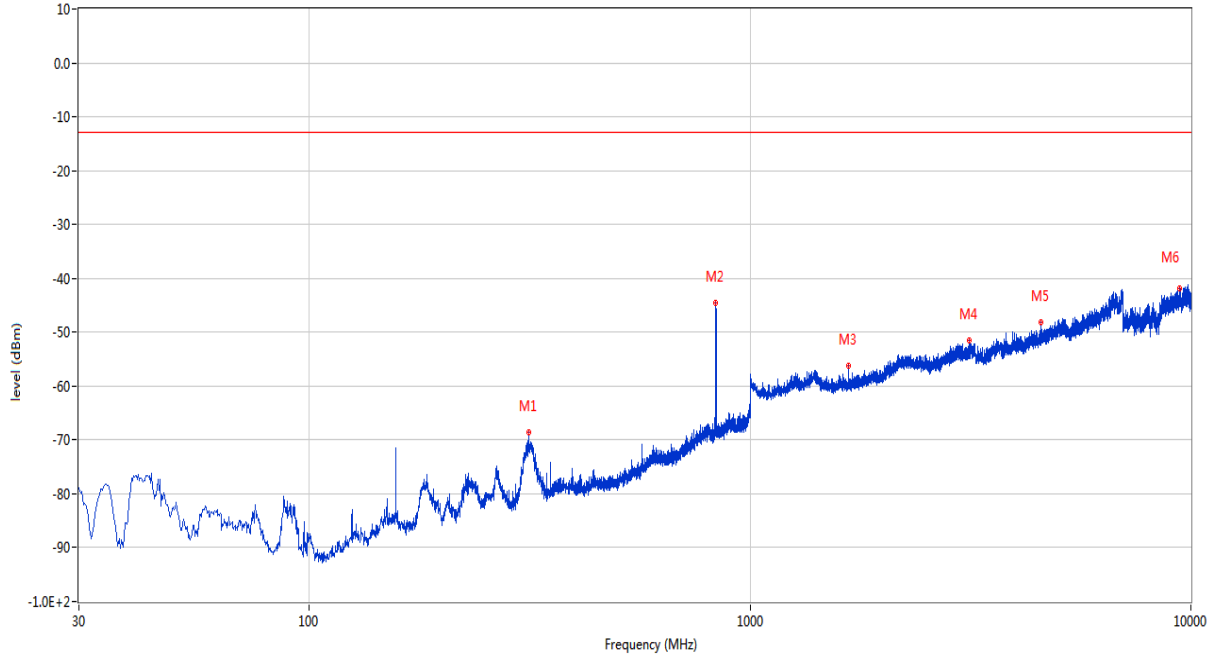
RSE Test case_FCC PART22&24&27_FCC PART 22_850_GSM 850&CDMA BC0&WCDMA B5<E B5&26



Frequency (MHz)	Result (dBm)	Factor (dB)	PK Limit (dBm)	Over Limit (dB)	Table (o)	ANT	EUT	Verdict
224.485	-66.40	-15.54	-13.0	-53.40	241.00	Horizontal	Horizontal	Pass
322.455	-65.75	-11.32	-13.0	-52.75	113.00	Horizontal	Horizontal	Pass
836.313	-45.35	2.59	-13.0	-32.35	105.00	Horizontal	Horizontal	N/A
2055.500	-54.31	-3.05	-13.0	-41.31	333.00	Horizontal	Horizontal	Pass
4040.000	-49.99	5.32	-13.0	-36.99	0.00	Horizontal	Horizontal	Pass
6607.000	-41.72	12.24	-13.0	-28.72	83.00	Horizontal	Horizontal	Pass

RSE-V&V EVDO BC0 CH384

RSE Test case_FCC PART22&24&27_FCC PART 22_850_GSM 850&CDMA BC0&WCDMA B5<E B5&26

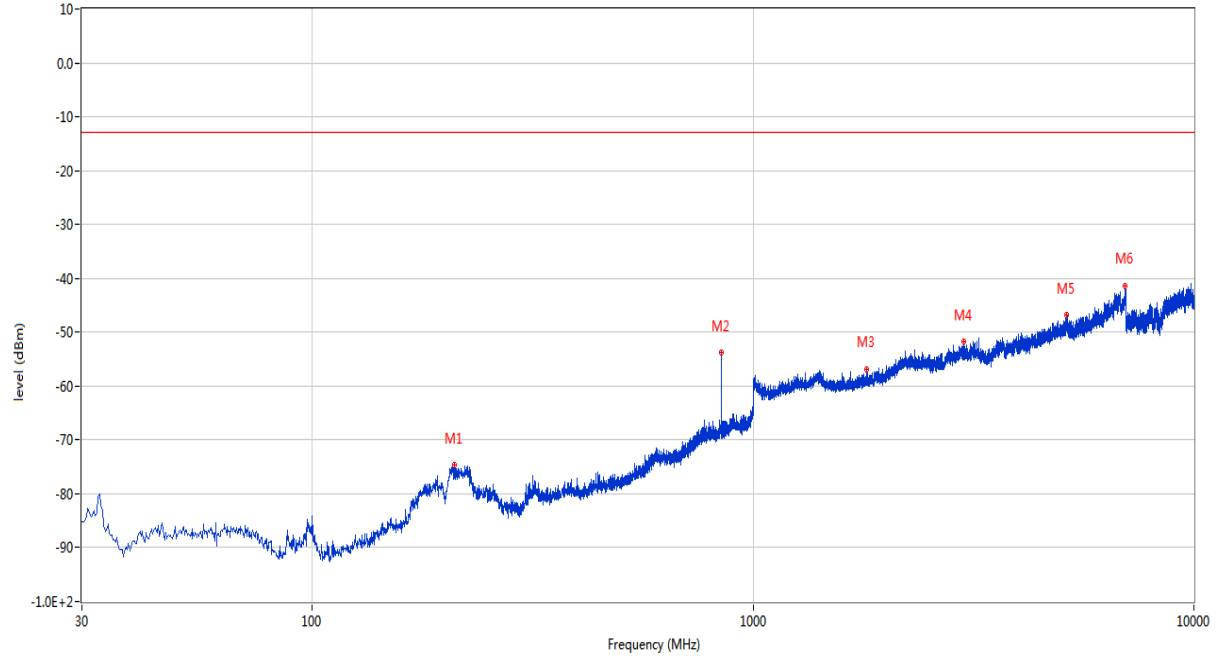


Frequency (MHz)	Result (dBm)	Factor (dB)	PK Limit (dBm)	Over Limit (dB)	Table (o)	ANT	EUT	Verdict
313.967	-68.53	-11.92	-13.0	-55.53	44.00	Vertical	Vertical	Pass
836.555	-44.53	2.59	-13.0	-31.53	0.00	Vertical	Vertical	N/A
1673.000	-56.19	-5.88	-13.0	-43.19	7.00	Vertical	Vertical	Pass
3136.000	-51.62	2.23	-13.0	-38.62	42.00	Vertical	Vertical	Pass
4566.000	-48.12	6.12	-13.0	-35.12	232.00	Vertical	Vertical	Pass
9431.500	-41.89	16.30	-13.0	-28.89	29.00	Vertical	Vertical	Pass

24.3 EVDO BC0 High Channel

RSE-H&H EVDO BC0 CH777

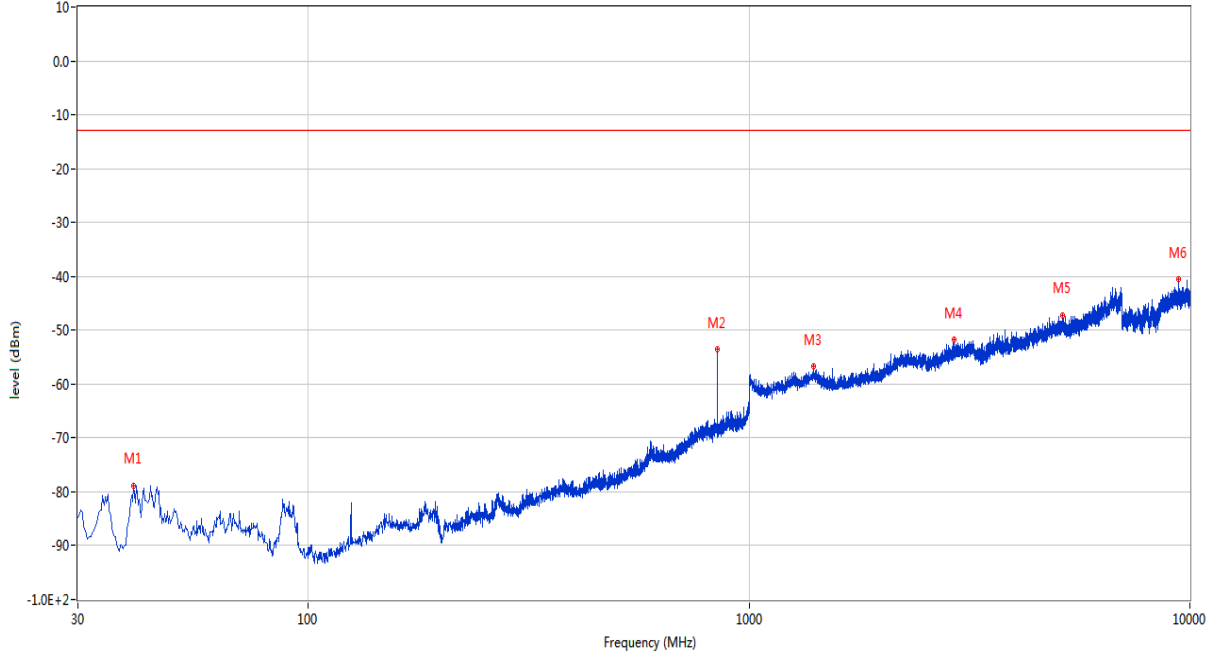
RSE Test case_FCC PART22&24&27_FCC PART 22_850_GSM 850&CDMA BC0&WCDMA B5<E B5&26



Frequency (MHz)	Result (dBm)	Factor (dB)	PK Limit (dBm)	Over Limit (dB)	Table (o)	ANT	EUT	Verdict
209.693	-74.68	-15.79	-13.0	-61.68	66.00	Horizontal	Horizontal	Pass
848.680	-53.80	2.47	-13.0	-40.80	102.00	Horizontal	Horizontal	N/A
1805.500	-56.79	-4.96	-13.0	-43.79	269.00	Horizontal	Horizontal	Pass
2999.500	-51.84	2.15	-13.0	-38.84	145.00	Horizontal	Horizontal	Pass
5144.000	-46.79	7.47	-13.0	-33.79	233.00	Horizontal	Horizontal	Pass
6979.000	-41.41	13.92	-13.0	-28.41	267.00	Horizontal	Horizontal	Pass

RSE-V&V EVDO BC0 CH777

RSE Test case_FCC PART22&24&27_FCC PART 22_850_GSM 850&CDMA BC0&WCDMA B5<E B5&26

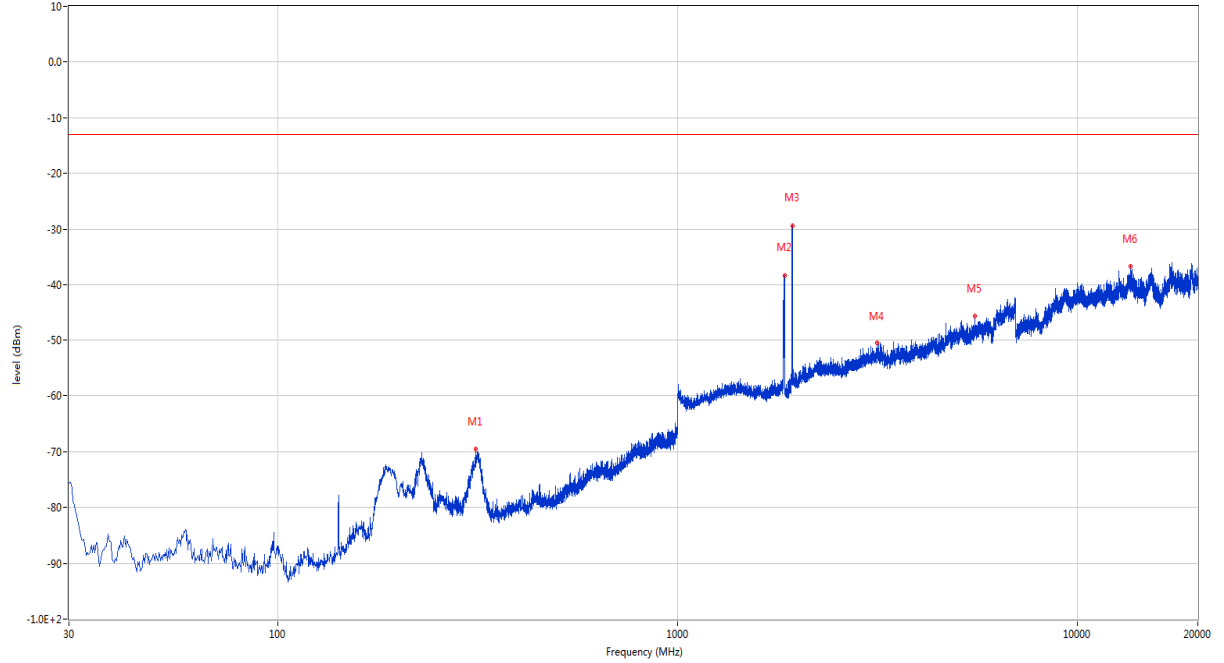


Frequency (MHz)	Result (dBm)	Factor (dB)	PK Limit (dBm)	Over Limit (dB)	Table (o)	ANT	EUT	Verdict
40.185	-78.79	-18.45	-13.0	-65.79	-3.00	Vertical	Vertical	Pass
848.922	-53.63	2.46	-13.0	-40.63	18.00	Vertical	Vertical	N/A
1401.500	-56.72	-3.58	-13.0	-43.72	168.00	Vertical	Vertical	Pass
2911.500	-51.81	1.99	-13.0	-38.81	309.00	Vertical	Vertical	Pass
5142.000	-47.18	7.51	-13.0	-34.18	59.00	Vertical	Vertical	Pass
9444.250	-40.51	16.58	-13.0	-27.51	320.00	Vertical	Vertical	Pass

WCDMA
 25 WCDMA Band 2
 25.1 WCDMA Band 2 Low Channel

RSE-H&H WCDMA Band 2 CH9262

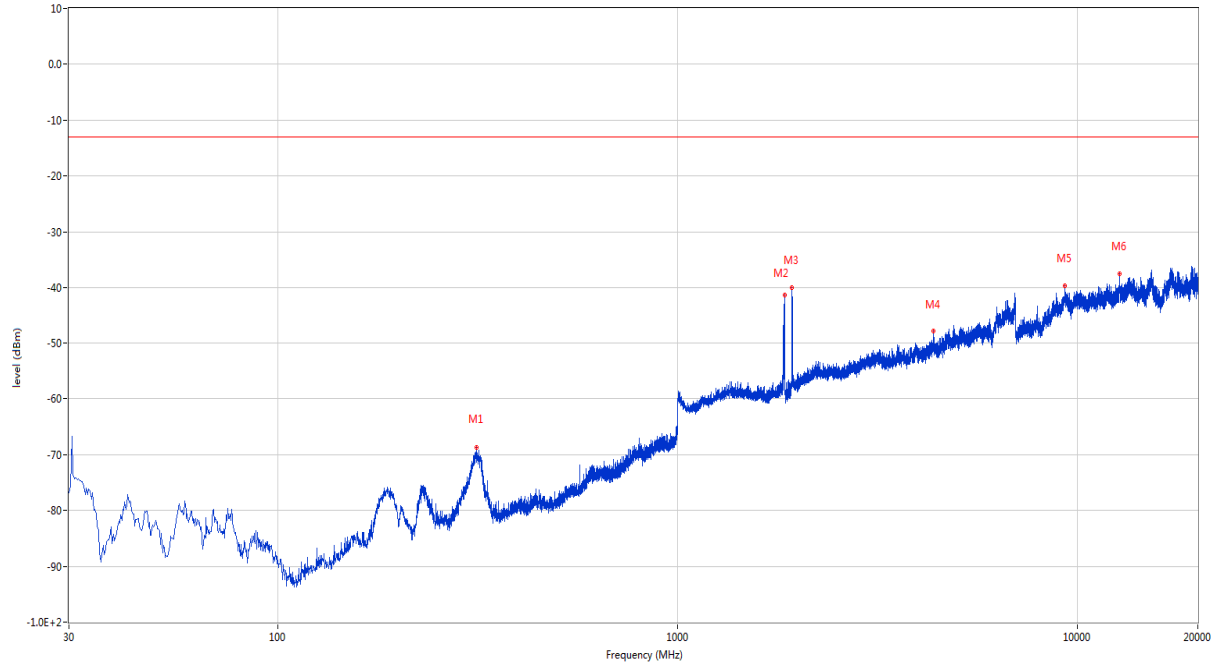
RSE Test case_FCC PART22&24&27_FCC PART 24_1900_GSM 1900&WCDMA B2&CDMA BC1<E B2&25



Frequency (MHz)	Result (dBm)	Factor (dB)	PK Limit (dBm)	Over Limit (dB)	Table (o)	ANT	EUT	Verdict
312.755	-69.55	-12.27	-13.0	-56.55	280.00	Horizontal	Horizontal	Pass
1854.000	-38.25	-3.65	-13.0	-25.25	72.00	Horizontal	Horizontal	N/A
1934.000	-29.31	-3.05	-13.0	-16.31	275.00	Horizontal	Horizontal	N/A
3148.000	-50.50	3.22	-13.0	-37.50	360.00	Horizontal	Horizontal	Pass
5526.000	-45.65	8.46	-13.0	-32.65	63.00	Horizontal	Horizontal	Pass
13545.687	-36.61	18.76	-13.0	-23.61	163.00	Horizontal	Horizontal	Pass

RSE-V&H WCDMA Band 2 CH9262

RSE Test case_FCC PART22&24&27_FCC PART 24_1900_GSM 1900&WCDMA B2&CDMA BC1<E B2&25

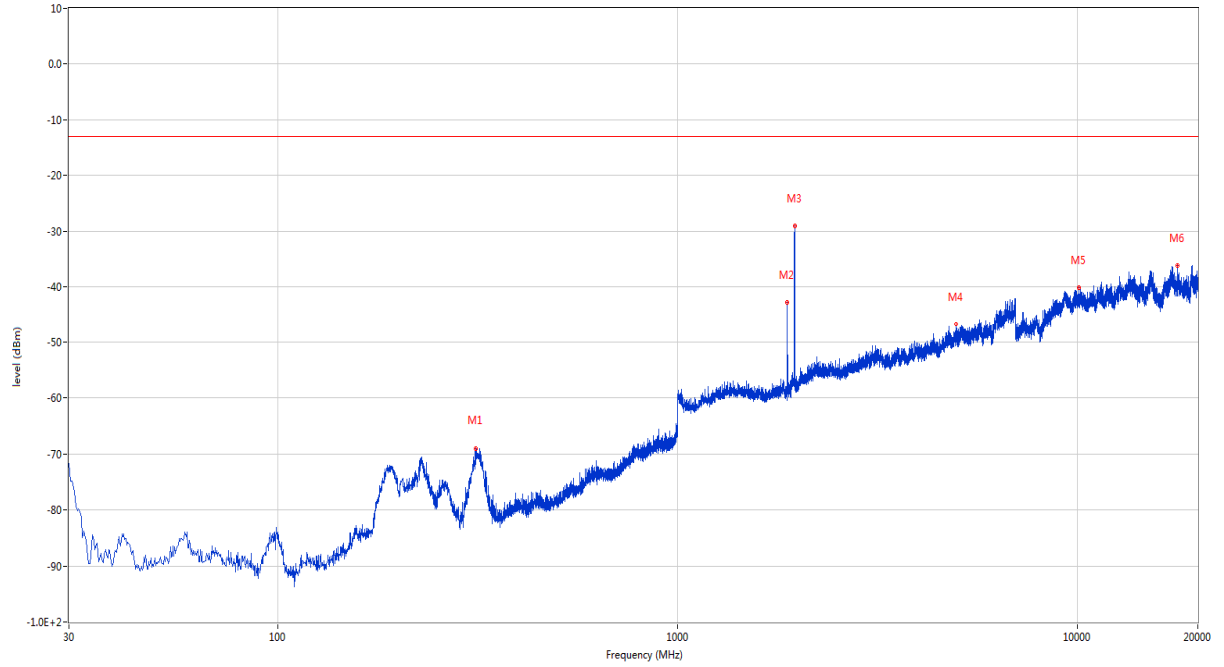


Frequency (MHz)	Result (dBm)	Factor (dB)	PK Limit (dBm)	Over Limit (dB)	Table (o)	ANT	EUT	Verdict
313.725	-68.67	-12.28	-13.0	-55.67	117.00	Vertical	Horizontal	Pass
1854.000	-41.32	-3.65	-13.0	-28.32	53.00	Vertical	Horizontal	N/A
1932.500	-39.95	-3.09	-13.0	-26.95	79.00	Vertical	Horizontal	N/A
4364.000	-47.93	7.01	-13.0	-34.93	203.00	Vertical	Horizontal	Pass
9281.313	-39.60	17.28	-13.0	-26.60	233.00	Vertical	Horizontal	Pass
12742.813	-37.53	20.15	-13.0	-24.53	275.00	Vertical	Horizontal	Pass

25.2 WCDMA Band 2 Middle Channel

RSE-H&H WCDMA Band 2 CH9400

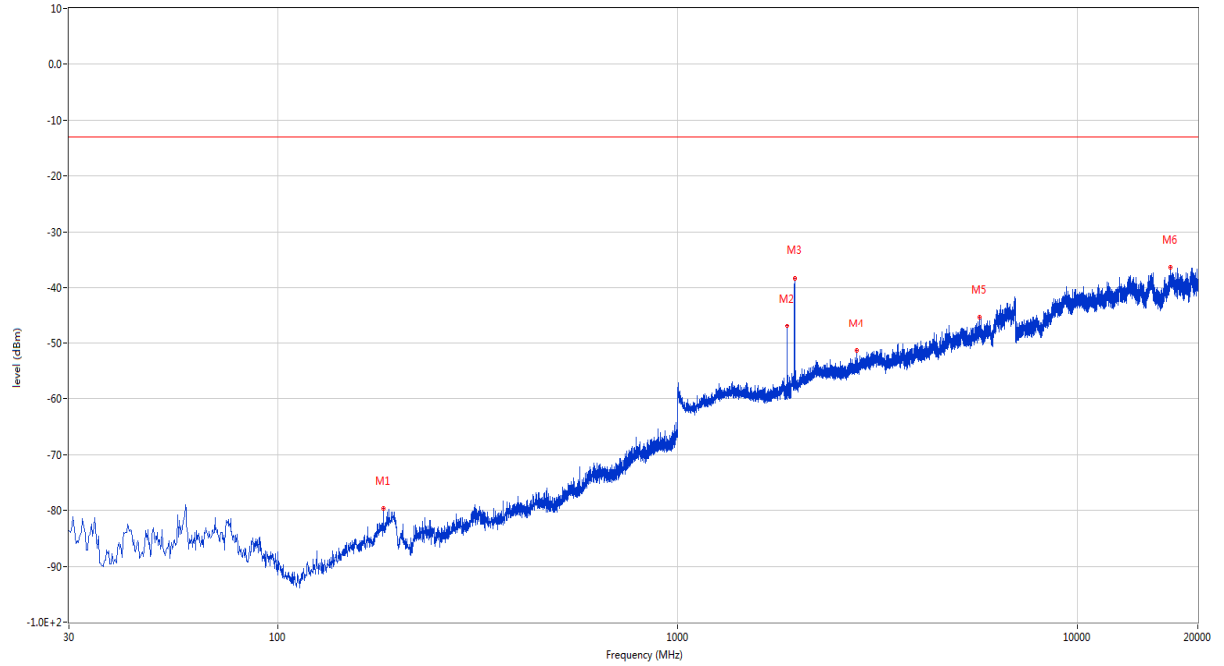
RSE Test case_FCC PART22&24&27_FCC PART 24_1900_GSM 1900&WCDMA B2&CDMA BC1<E B2&25



Frequency (MHz)	Result (dBm)	Factor (dB)	PK Limit (dBm)	Over Limit (dB)	Table (o)	ANT	EUT	Verdict
312.513	-69.02	-12.29	-13.0	-56.02	87.00	Horizontal	Horizontal	Pass
1879.500	-42.82	-3.73	-13.0	-29.82	70.00	Horizontal	Horizontal	N/A
1960.500	-28.99	-3.56	-13.0	-15.99	288.00	Horizontal	Horizontal	N/A
4969.000	-46.79	7.58	-13.0	-33.79	353.00	Horizontal	Horizontal	Pass
10079.126	-40.17	17.51	-13.0	-27.17	129.00	Horizontal	Horizontal	Pass
17826.812	-36.13	19.07	-13.0	-23.13	0.00	Horizontal	Horizontal	Pass

RSE-V&H WCDMA Band 2 CH9400

RSE Test case_FCC PART22&24&27_FCC PART 24_1900_GSM 1900&WCDMA B2&CDMA BC1<E B2&25

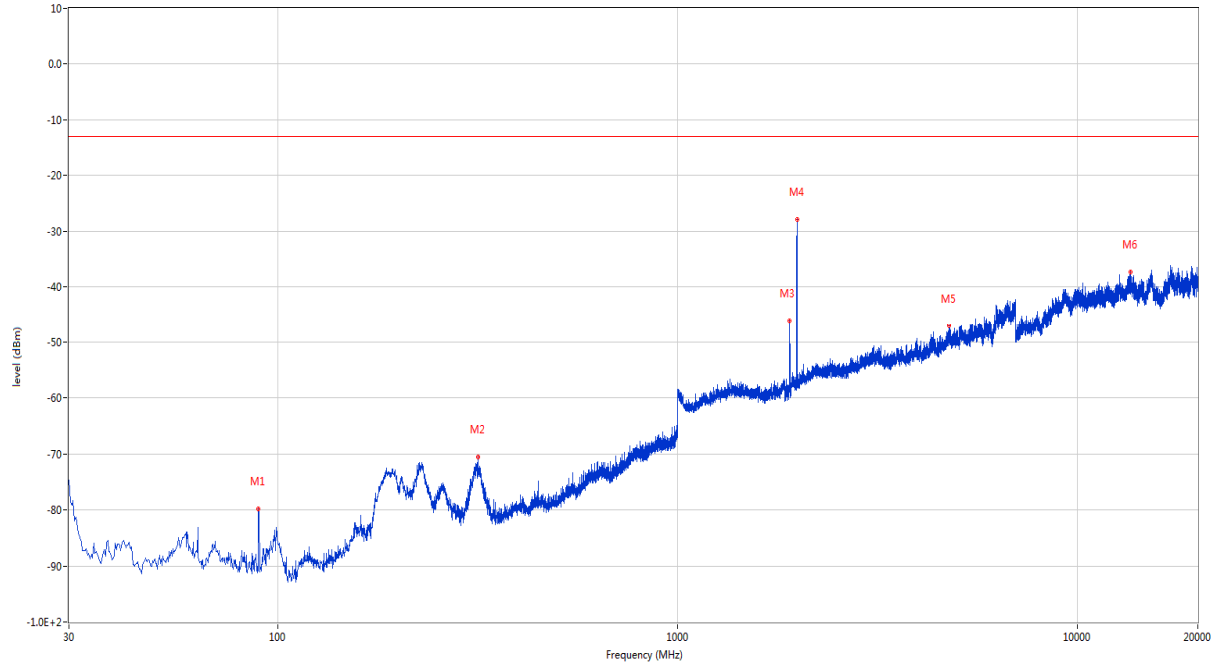


Frequency (MHz)	Result (dBm)	Factor (dB)	PK Limit (dBm)	Over Limit (dB)	Table (o)	ANT	EUT	Verdict
183.502	-79.72	-15.53	-13.0	-66.72	0.00	Vertical	Horizontal	Pass
1879.500	-46.93	-3.73	-13.0	-33.93	11.00	Vertical	Horizontal	N/A
1962.000	-38.25	-3.61	-13.0	-25.25	22.00	Vertical	Horizontal	N/A
2806.500	-51.42	0.92	-13.0	-38.42	0.00	Vertical	Horizontal	Pass
5687.000	-45.31	8.99	-13.0	-32.31	160.00	Vertical	Horizontal	Pass
17085.500	-36.31	18.63	-13.0	-23.31	71.00	Vertical	Horizontal	Pass

25.3 WCDMA Band 2 High Channel

RSE-H&H WCDMA Band 2 CH9538

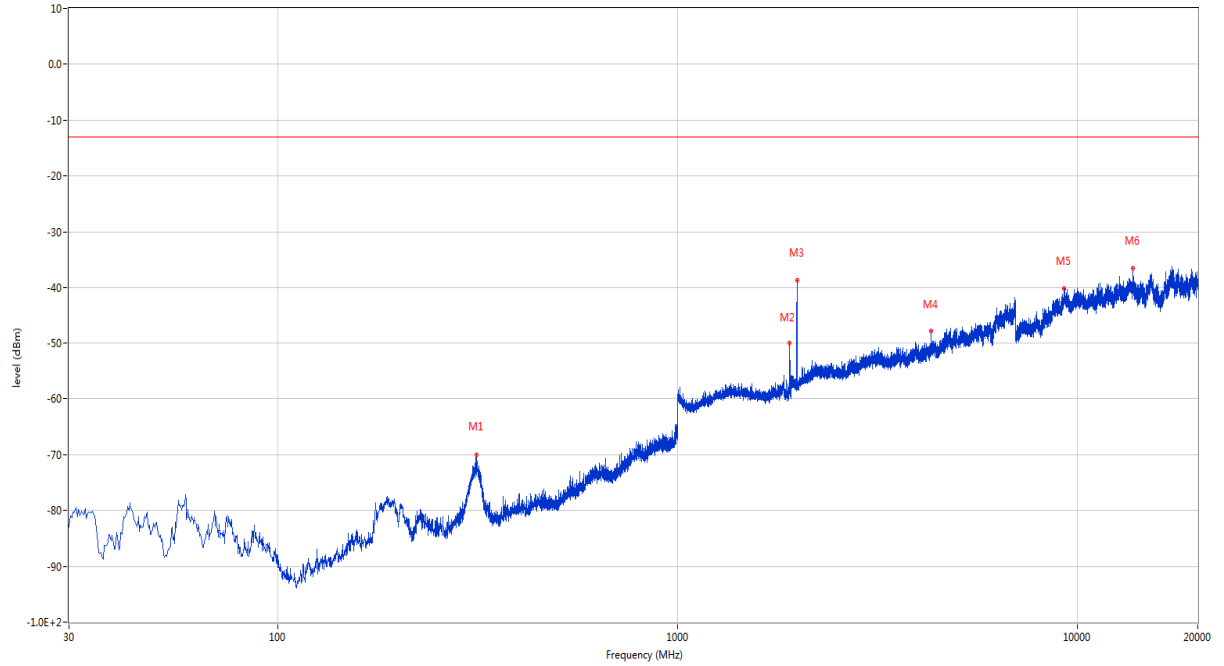
RSE Test case_FCC PART22&24&27_FCC PART 24_1900_GSM 1900&WCDMA B2&CDMA BC1<E B2&25



Frequency (MHz)	Result (dBm)	Factor (dB)	PK Limit (dBm)	Over Limit (dB)	Table (o)	ANT	EUT	Verdict
89.412	-79.90	-21.76	-13.0	-66.90	0.00	Horizontal	Horizontal	Pass
316.635	-70.51	-12.21	-13.0	-57.51	255.00	Horizontal	Horizontal	Pass
1906.500	-46.04	-3.66	-13.0	-33.04	135.00	Horizontal	Horizontal	N/A
1989.500	-27.95	-3.88	-13.0	-14.95	145.00	Horizontal	Horizontal	N/A
4763.000	-47.11	7.61	-13.0	-34.11	252.00	Horizontal	Horizontal	Pass
13545.687	-37.38	18.76	-13.0	-24.38	185.00	Horizontal	Horizontal	Pass

RSE-V&H WCDMA Band 2 CH9538

RSE Test case_FCC PART22&24&27_FCC PART 24_1900_GSM 1900&WCDMA B2&CDMA BC1<E B2&25



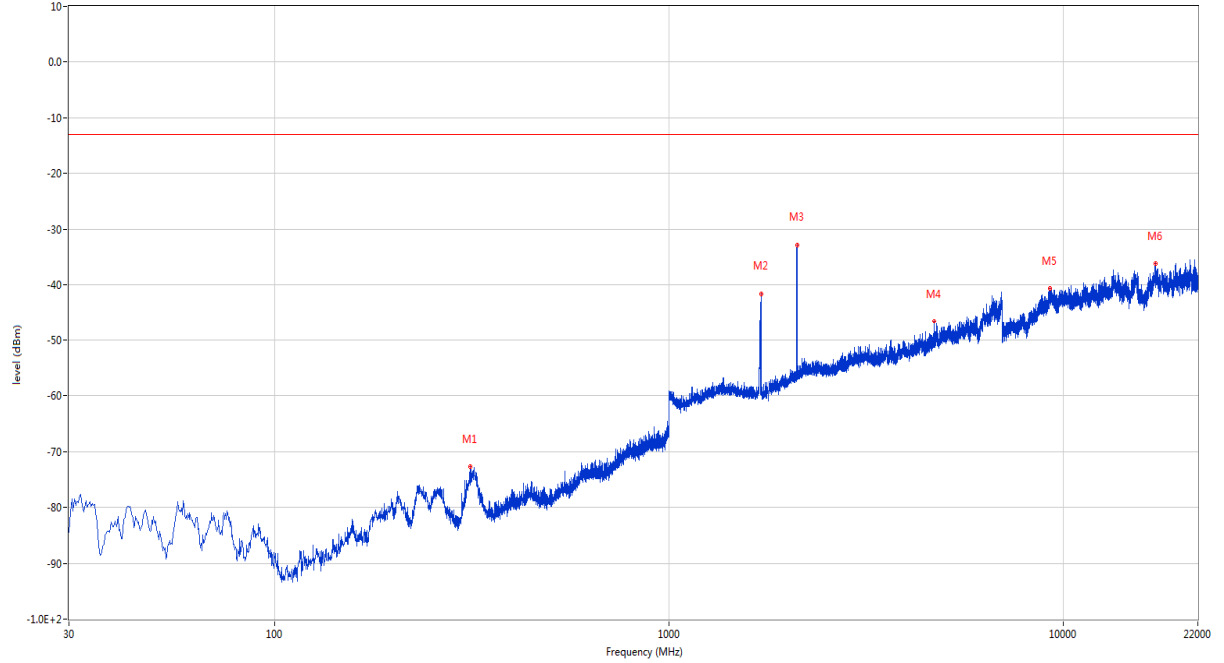
Frequency (MHz)	Result (dBm)	Factor (dB)	PK Limit (dBm)	Over Limit (dB)	Table (o)	ANT	EUT	Verdict
313.240	-70.01	-12.28	-13.0	-57.01	282.00	Vertical	Horizontal	Pass
1906.500	-50.06	-3.66	-13.0	-37.06	86.00	Vertical	Horizontal	N/A
1988.500	-38.68	-3.86	-13.0	-25.68	256.00	Vertical	Horizontal	N/A
4310.000	-47.95	6.25	-13.0	-34.95	316.00	Vertical	Horizontal	Pass
9275.563	-40.09	17.23	-13.0	-27.09	360.00	Vertical	Horizontal	Pass
13786.750	-36.49	20.34	-13.0	-23.49	56.00	Vertical	Horizontal	Pass

26 WCDMA Band 4

26.1 WCDMA Band 4 Low Channel

RSE-V&V WCDMA Band 4 CH1312

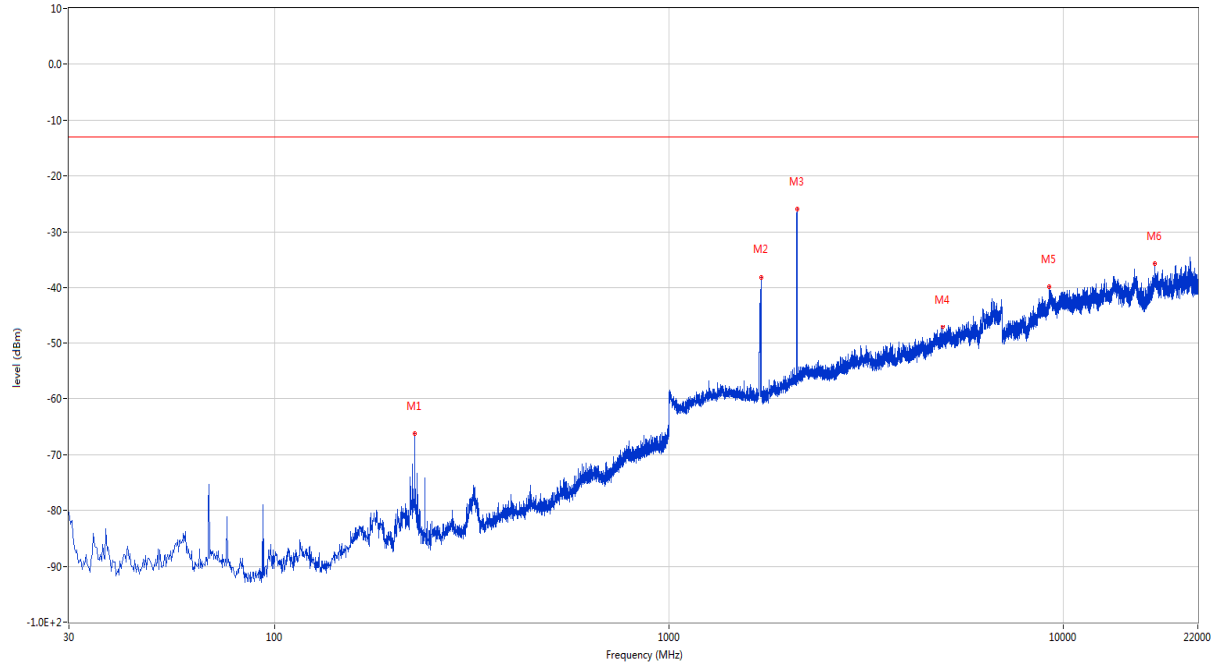
RSE Test case_FCC PART22&24&27_FCC PART 27_1700_WCDMA B4<E B4



Frequency (MHz)	Result (dBm)	Factor (dB)	PK Limit (dBm)	Over Limit (dB)	Table (o)	ANT	EUT	Verdict
313.725	-72.73	-12.32	-13.0	-59.73	325.00	Vertical	Vertical	Pass
1713.500	-41.54	-4.18	-13.0	-28.54	360.00	Vertical	Vertical	N/A
2112.500	-32.77	-2.10	-13.0	-19.77	90.00	Vertical	Vertical	N/A
4708.000	-46.65	7.13	-13.0	-33.65	296.00	Vertical	Vertical	Pass
9268.375	-40.64	17.18	-13.0	-27.64	-1.00	Vertical	Vertical	Pass
17190.001	-36.18	18.51	-13.0	-23.18	299.00	Vertical	Vertical	Pass

RSE-H&V WCDMA Band 4 CH1312

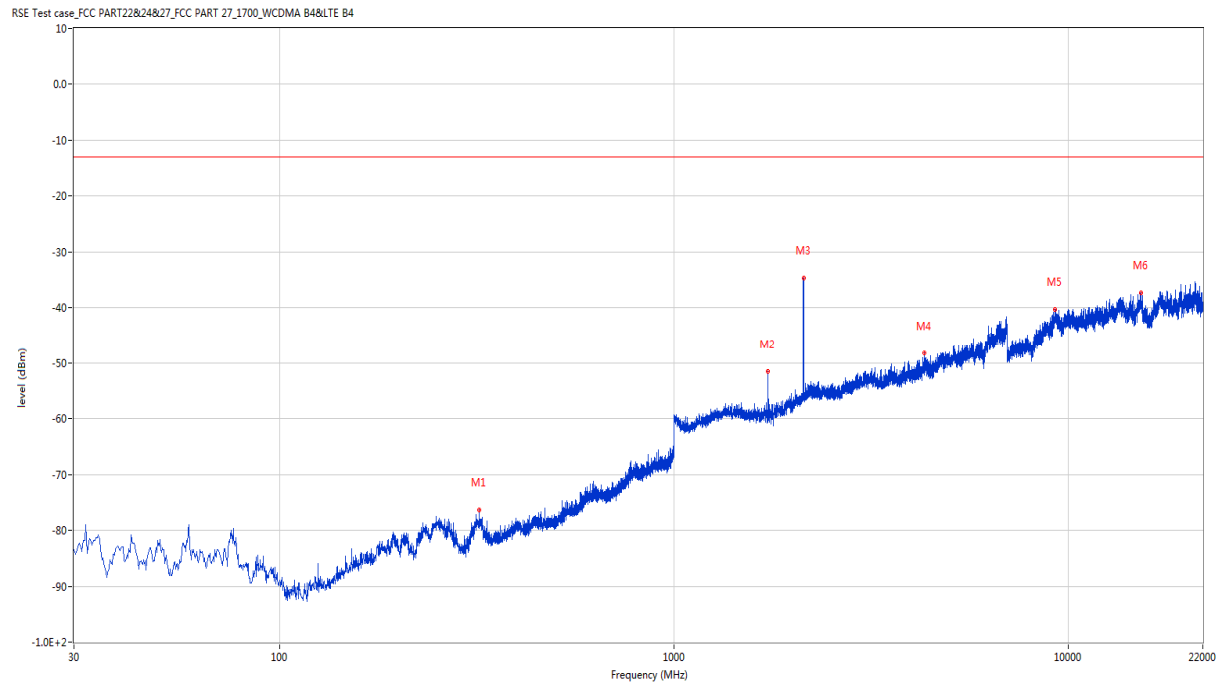
RSE Test case_FCC PART22&24&27_FCC PART 27_1700_WCDMA B4<E B4



Frequency (MHz)	Result (dBm)	Factor (dB)	PK Limit (dBm)	Over Limit (dB)	Table (o)	ANT	EUT	Verdict
226.182	-66.32	-16.37	-13.0	-53.32	266.00	Horizontal	Vertical	Pass
1713.500	-38.06	-4.18	-13.0	-25.06	178.00	Horizontal	Vertical	N/A
2113.000	-25.91	-2.15	-13.0	-12.91	22.00	Horizontal	Vertical	N/A
4959.000	-47.03	7.50	-13.0	-34.03	19.00	Horizontal	Vertical	Pass
9242.500	-39.82	17.04	-13.0	-26.82	236.00	Horizontal	Vertical	Pass
17099.813	-35.69	19.45	-13.0	-22.69	311.00	Horizontal	Vertical	Pass

26.2 WCDMA Band 4 Middle Channel

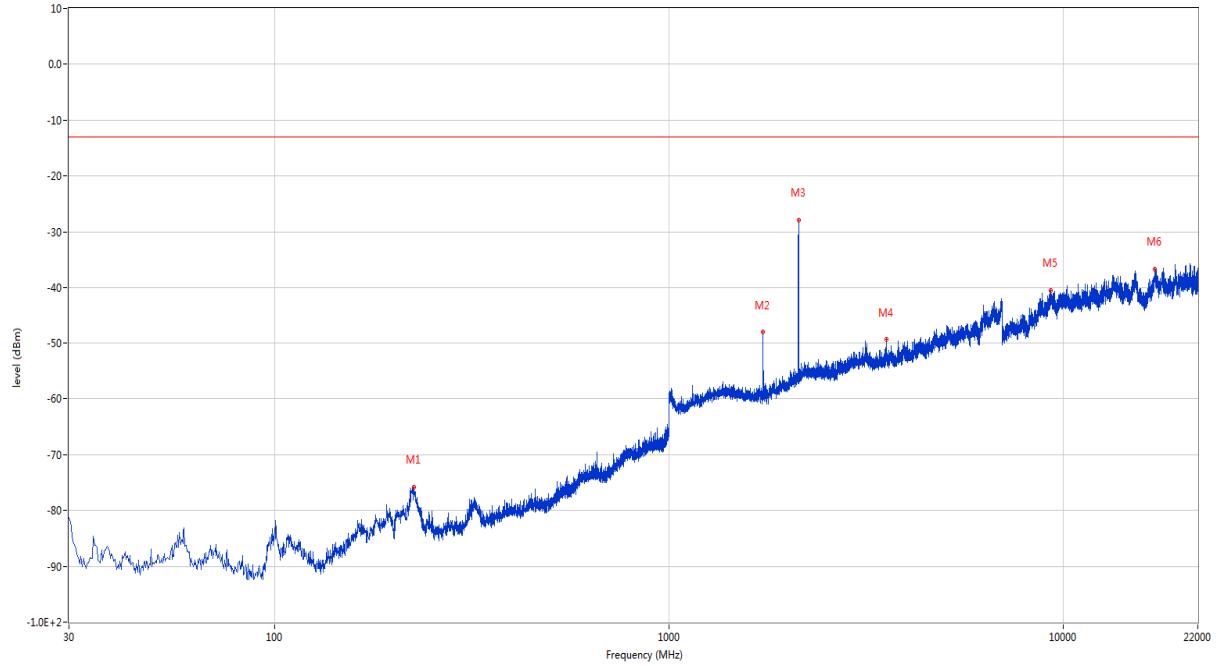
RSE-V&V WCDMA Band 4 CH1413



Frequency (MHz)	Result (dBm)	Factor (dB)	PK Limit (dBm)	Over Limit (dB)	Table (o)	ANT	EUT	Verdict
320.758	-76.32	-12.10	-13.0	-63.32	360.00	Vertical	Vertical	Pass
1733.500	-51.53	-4.11	-13.0	-38.53	177.00	Vertical	Vertical	N/A
2133.000	-34.71	-2.25	-13.0	-21.71	294.00	Vertical	Vertical	N/A
4324.000	-48.19	6.52	-13.0	-35.19	203.00	Vertical	Vertical	Pass
9265.500	-40.28	17.16	-13.0	-27.28	34.00	Vertical	Vertical	Pass
15335.375	-37.28	17.49	-13.0	-24.28	165.00	Vertical	Vertical	Pass

RSE-H&V WCDMA Band 4 CH1413

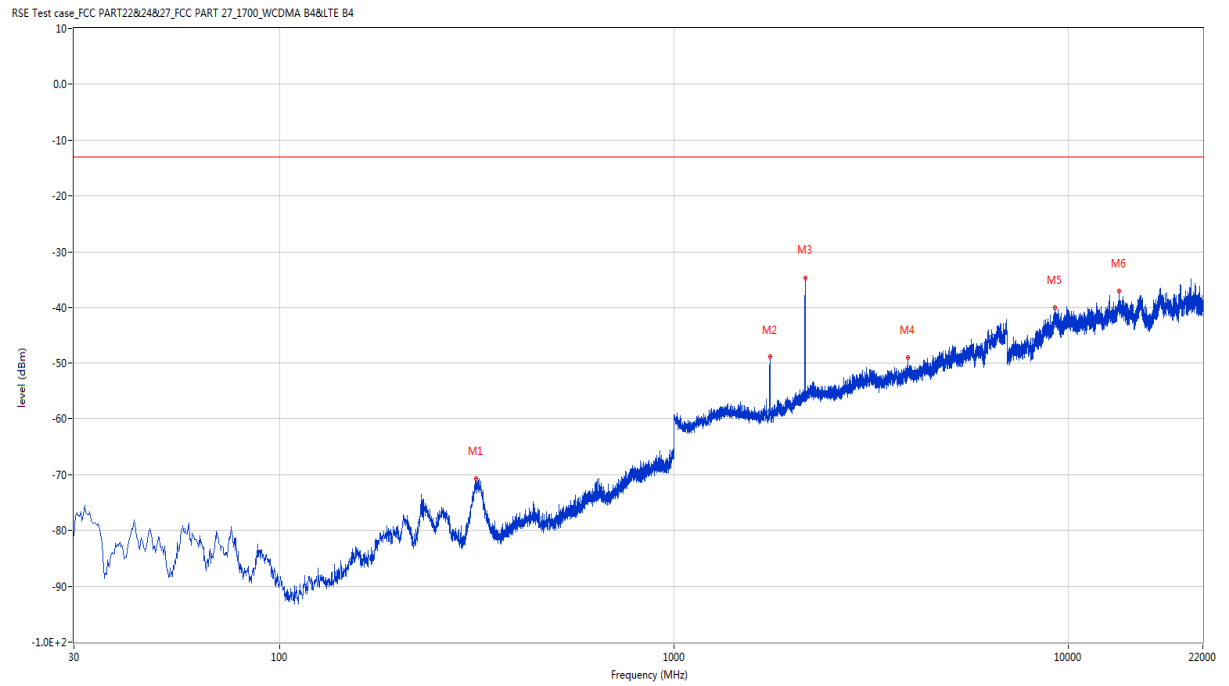
RSE Test case_FCC PART22&24&27_FCC PART 27_1700_WCDMA B4<E B4



Frequency (MHz)	Result (dBm)	Factor (dB)	PK Limit (dBm)	Over Limit (dB)	Table (o)	ANT	EUT	Verdict
224.970	-75.82	-16.45	-13.0	-62.82	287.00	Horizontal	Vertical	Pass
1733.500	-48.07	-4.11	-13.0	-35.07	183.00	Horizontal	Vertical	N/A
2133.000	-27.96	-2.25	-13.0	-14.96	27.00	Horizontal	Vertical	N/A
3567.000	-49.45	4.84	-13.0	-36.45	333.00	Horizontal	Vertical	Pass
9312.938	-40.51	17.70	-13.0	-27.51	149.00	Horizontal	Vertical	Pass
17095.187	-36.70	19.19	-13.0	-23.70	176.00	Horizontal	Vertical	Pass

26.3 WCDMA Band 4 High Channel

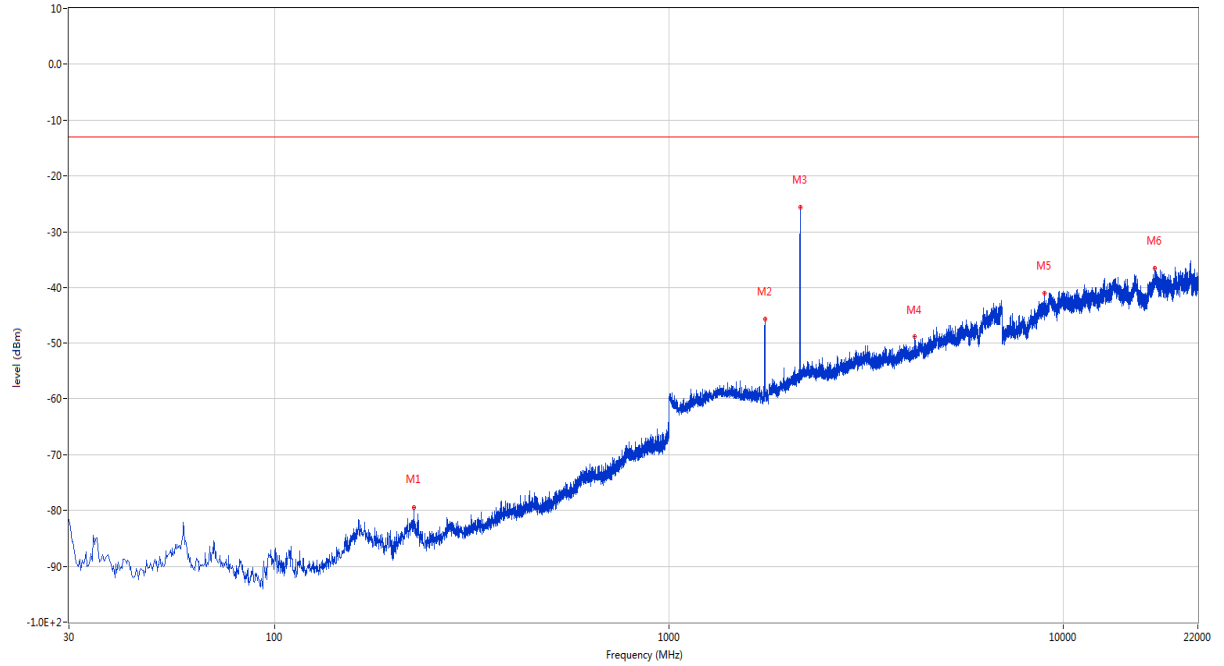
RSE-V&V WCDMA Band 4 CH1513



Frequency (MHz)	Result (dBm)	Factor (dB)	PK Limit (dBm)	Over Limit (dB)	Table (o)	ANT	EUT	Verdict
314.210	-70.80	-12.34	-13.0	-57.80	336.00	Vertical	Vertical	Pass
1752.000	-48.86	-4.07	-13.0	-35.86	208.00	Vertical	Vertical	N/A
2152.000	-34.61	-1.98	-13.0	-21.61	274.00	Vertical	Vertical	N/A
3927.000	-48.98	5.88	-13.0	-35.98	256.00	Vertical	Vertical	Pass
9288.500	-40.00	17.45	-13.0	-27.00	124.00	Vertical	Vertical	Pass
13469.187	-37.05	19.15	-13.0	-24.05	35.00	Vertical	Vertical	Pass

RSE-H&V WCDMA Band 4 CH1513

RSE Test case_FCC PART22&24&27_FCC PART 27_1700_WCDMA B4<E B4

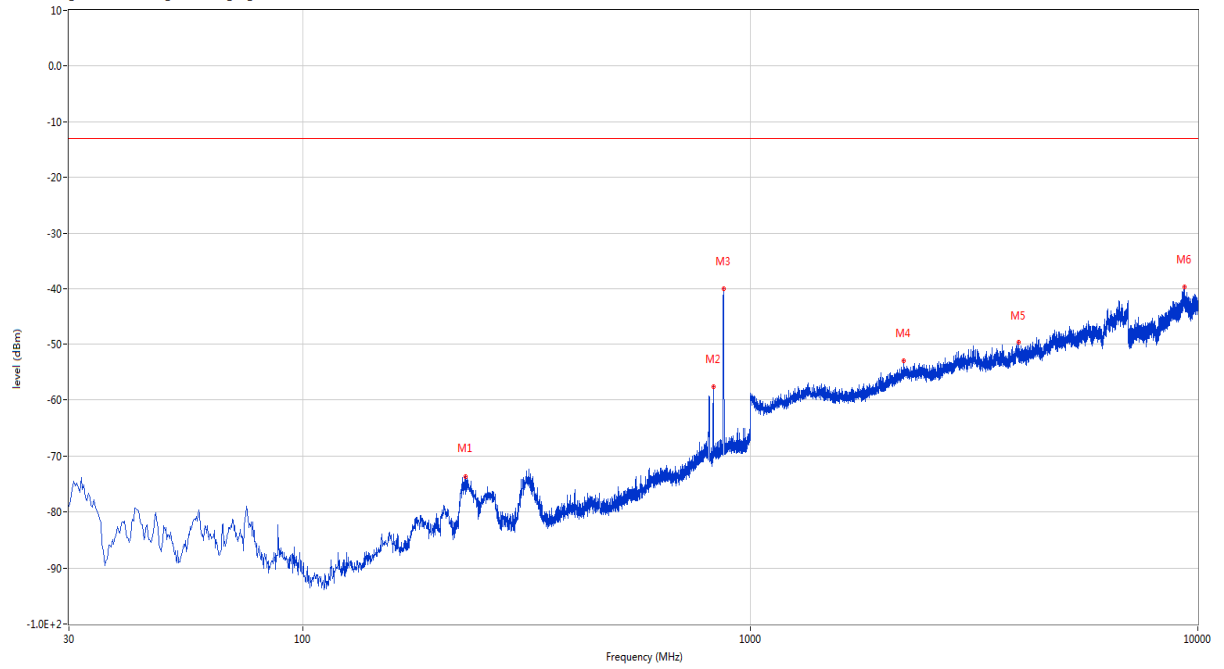


Frequency (MHz)	Result (dBm)	Factor (dB)	PK Limit (dBm)	Over Limit (dB)	Table (o)	ANT	EUT	Verdict
225.212	-79.43	-16.45	-13.0	-66.43	297.00	Horizontal	Vertical	Pass
1751.500	-45.54	-4.06	-13.0	-32.54	173.00	Horizontal	Vertical	N/A
2154.000	-25.64	-1.80	-13.0	-12.64	123.00	Horizontal	Vertical	N/A
4207.000	-48.93	5.64	-13.0	-35.93	310.00	Horizontal	Vertical	Pass
8985.187	-40.96	15.88	-13.0	-27.96	198.00	Horizontal	Vertical	Pass
17104.437	-36.47	19.37	-13.0	-23.47	115.00	Horizontal	Vertical	Pass

27 WCDMA Band 5
27.1 WCDMA Band 5 Low Channel

RSE-V&V WCDMA Band 5 CH4132

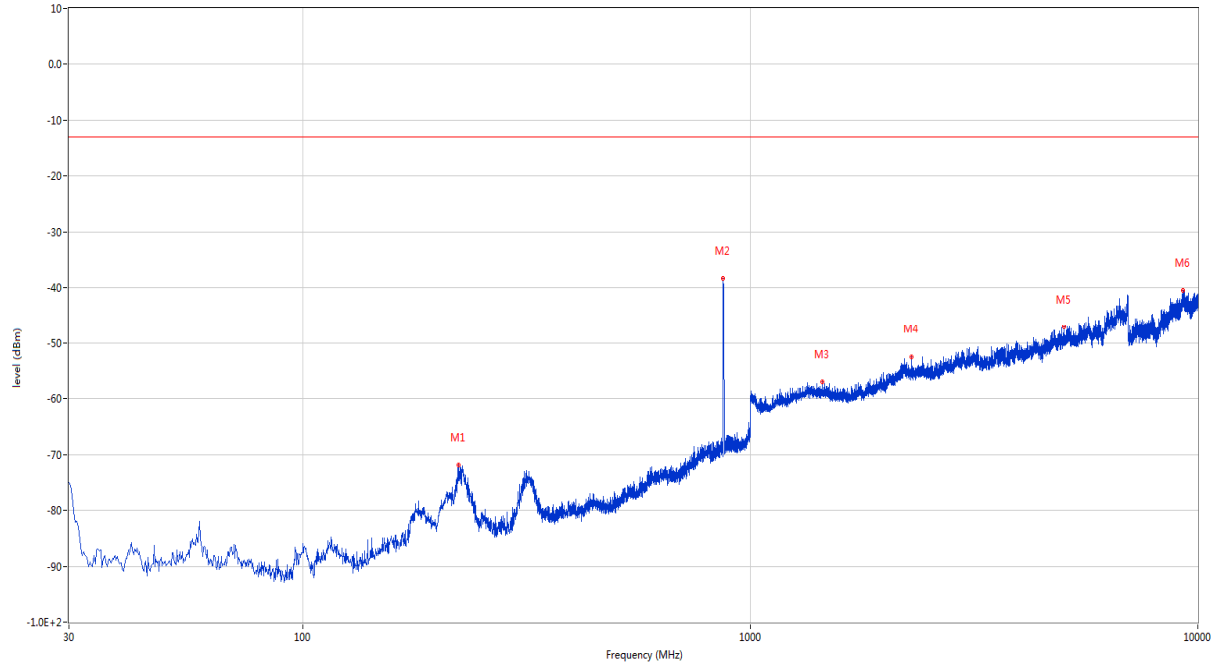
RSE Test case_FCC PART228&24&27_FCC PART 22_850_GSM 850&CDMA BC0&WCDMA B5<E B5&26



Frequency (MHz)	Result (dBm)	Factor (dB)	PK Limit (dBm)	Over Limit (dB)	Table (o)	ANT	EUT	Verdict
231.275	-73.64	-16.04	-13.0	-60.64	79.00	Vertical	Vertical	Pass
827.097	-57.69	2.05	-13.0	-44.69	15.00	Vertical	Vertical	N/A
872.202	-40.02	2.54	-13.0	-27.02	246.00	Vertical	Vertical	N/A
2201.000	-53.01	-0.88	-13.0	-40.01	329.00	Vertical	Vertical	Pass
3977.000	-49.72	5.38	-13.0	-36.72	325.00	Vertical	Vertical	Pass
9341.500	-39.68	17.14	-13.0	-26.68	361.00	Vertical	Vertical	Pass

RSE-H&V WCDMA Band 5 CH4132

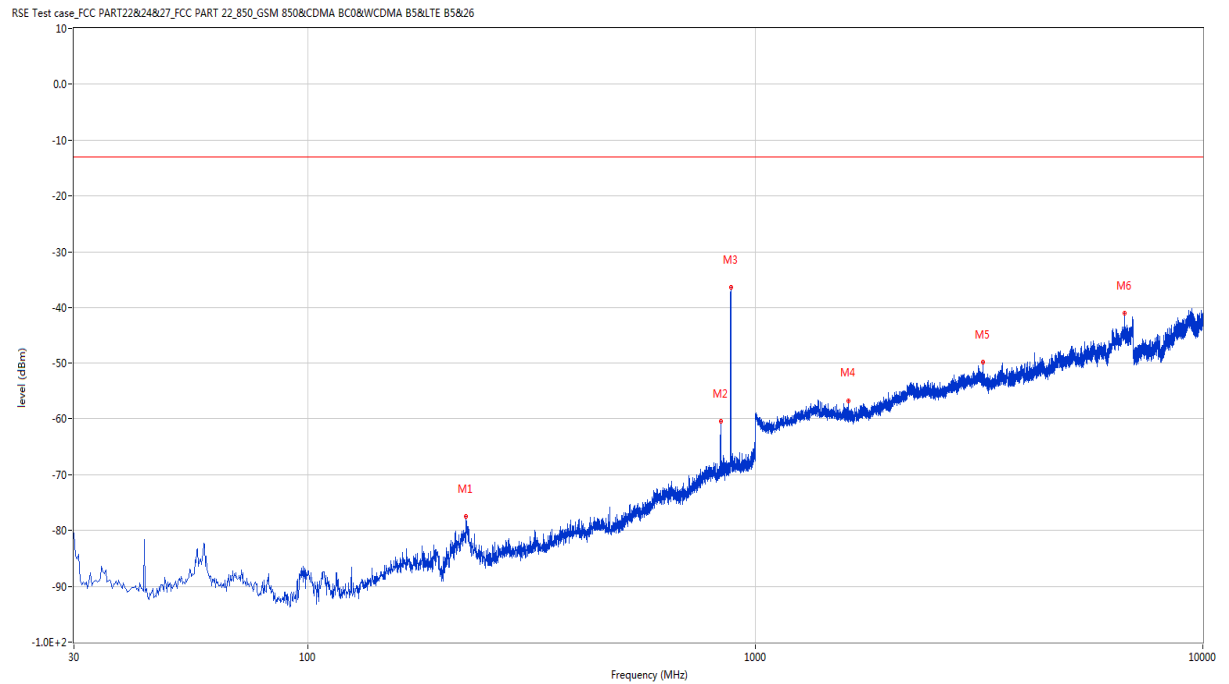
RSE Test case_FCC PART22&24&27_FCC PART 22.850_GSM 850&CDMA BC0&WCDMA B5<E B5&26



Frequency (MHz)	Result (dBm)	Factor (dB)	PK Limit (dBm)	Over Limit (dB)	Table (o)	ANT	EUT	Verdict
222.545	-71.93	-16.46	-13.0	-58.93	289.00	Horizontal	Vertical	Pass
869.778	-38.35	2.55	-13.0	-25.35	214.00	Horizontal	Vertical	N/A
1449.500	-57.06	-4.79	-13.0	-44.06	29.00	Horizontal	Vertical	Pass
2289.000	-52.48	-1.13	-13.0	-39.48	246.00	Horizontal	Vertical	Pass
5030.000	-47.07	7.42	-13.0	-34.07	7.00	Horizontal	Vertical	Pass
9281.500	-40.52	17.29	-13.0	-27.52	179.00	Horizontal	Vertical	Pass

27.2 WCDMA Band 5 Middle Channel

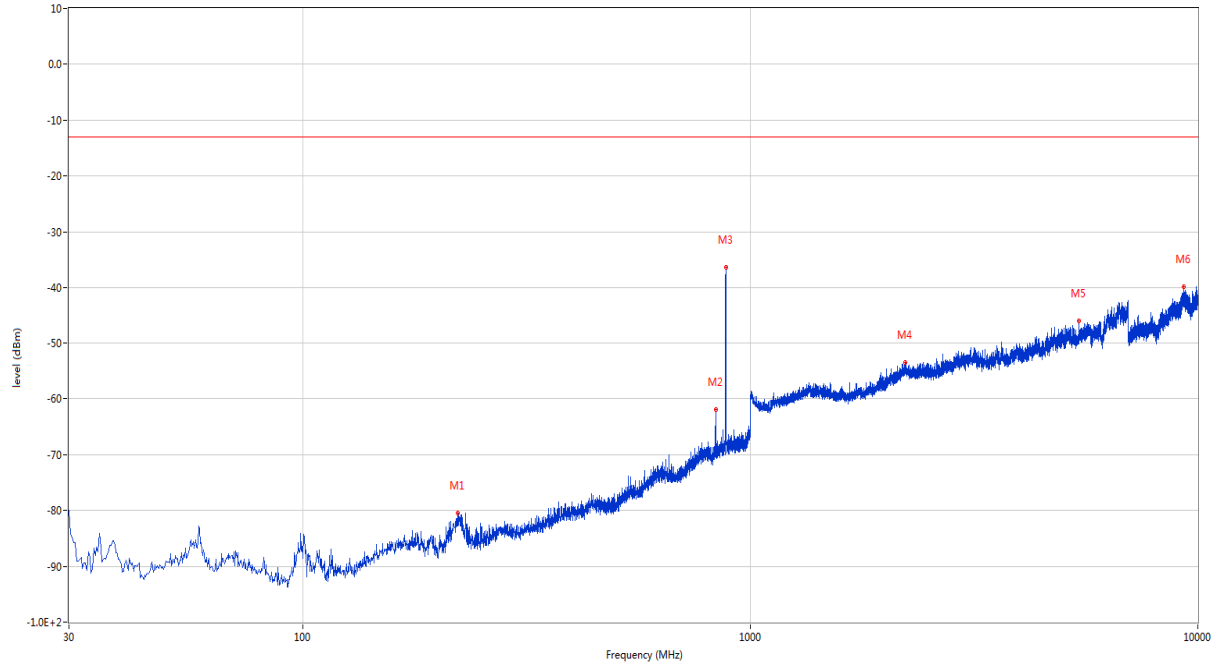
RSE-V&V WCDMA Band 5 CH4183



Frequency (MHz)	Result (dBm)	Factor (dB)	PK Limit (dBm)	Over Limit (dB)	Table (o)	ANT	EUT	Verdict
225.455	-77.59	-16.29	-13.0	-64.59	262.00	Vertical	Vertical	Pass
836.313	-60.44	2.31	-13.0	-47.44	85.00	Vertical	Vertical	N/A
882.630	-36.33	2.91	-13.0	-23.33	183.00	Vertical	Vertical	N/A
1613.000	-56.75	-5.49	-13.0	-43.75	229.00	Vertical	Vertical	Pass
3224.000	-49.82	4.69	-13.0	-36.82	42.00	Vertical	Vertical	Pass
6693.000	-41.02	12.02	-13.0	-28.02	135.00	Vertical	Vertical	Pass

RSE-H&V WCDMA Band 5 CH4183

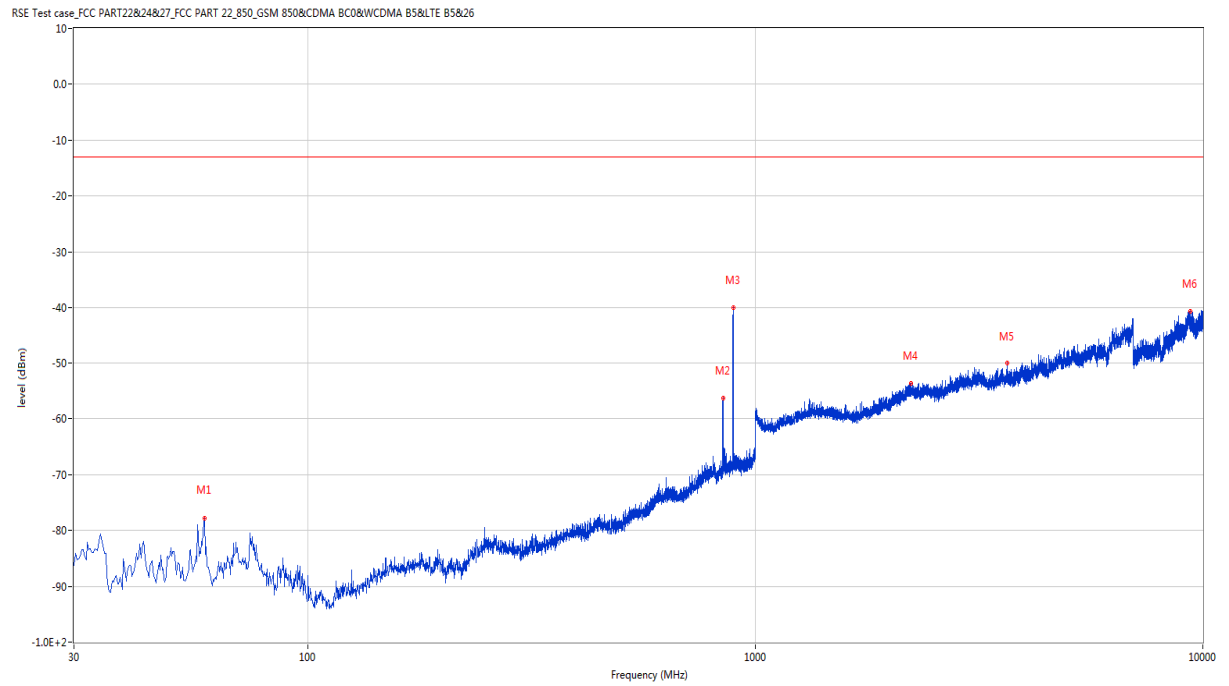
RSE Test case_FCC PART22&24&27_FCC PART 22.850_GSM 850&CDMA BC0&WCDMA B5<E B5&26



Frequency (MHz)	Result (dBm)	Factor (dB)	PK Limit (dBm)	Over Limit (dB)	Table (o)	ANT	EUT	Verdict
221.818	-80.55	-16.54	-13.0	-67.55	304.00	Horizontal	Vertical	Pass
836.555	-61.94	2.31	-13.0	-48.94	113.00	Horizontal	Vertical	N/A
881.660	-36.36	2.88	-13.0	-23.36	183.00	Horizontal	Vertical	N/A
2222.000	-53.51	-0.35	-13.0	-40.51	0.00	Horizontal	Vertical	Pass
5418.000	-45.88	7.54	-13.0	-32.88	106.00	Horizontal	Vertical	Pass
9307.750	-39.80	17.70	-13.0	-26.80	191.00	Horizontal	Vertical	Pass

27.3 WCDMA Band 5 High Channel

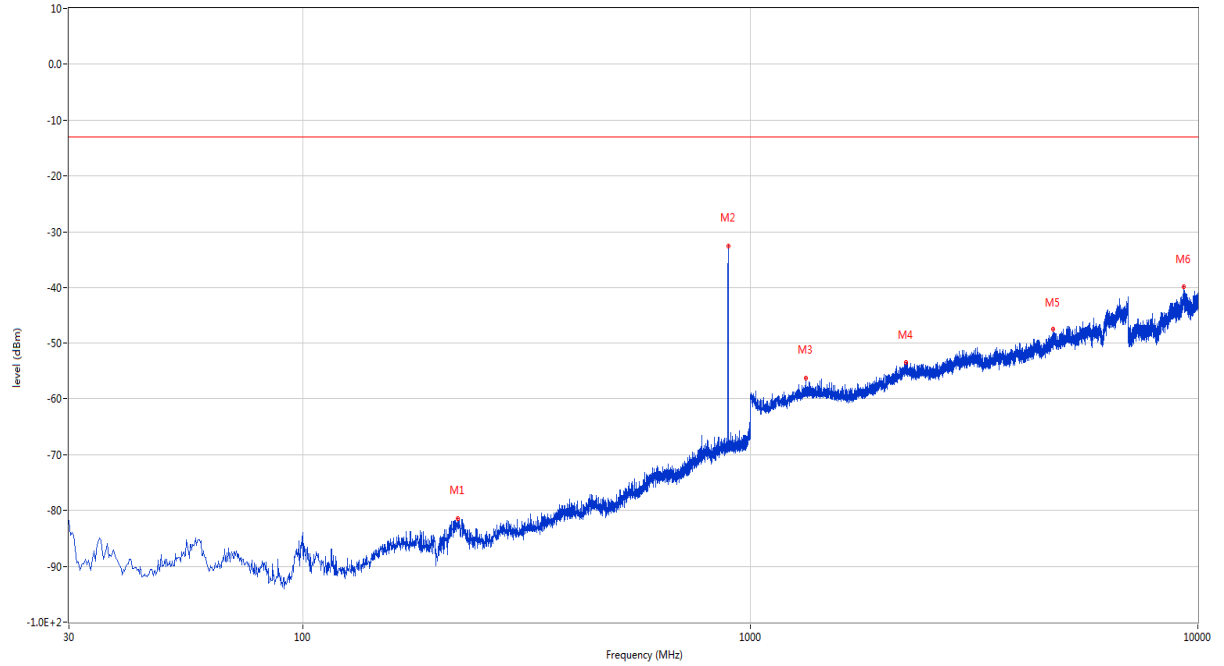
RSE-V&V WCDMA Band 5 CH4233



Frequency (MHz)	Result (dBm)	Factor (dB)	PK Limit (dBm)	Over Limit (dB)	Table (o)	ANT	EUT	Verdict
58.858	-77.78	-15.93	-13.0	-64.78	360.00	Vertical	Vertical	Pass
846.497	-56.35	2.48	-13.0	-43.35	45.00	Vertical	Vertical	N/A
891.845	-40.02	3.21	-13.0	-27.02	275.00	Vertical	Vertical	N/A
2223.500	-53.74	-0.35	-13.0	-40.74	56.00	Vertical	Vertical	Pass
3662.000	-50.12	4.12	-13.0	-37.12	0.00	Vertical	Vertical	Pass
9387.250	-40.69	17.31	-13.0	-27.69	74.00	Vertical	Vertical	Pass

RSE-H&V WCDMA Band 5 CH4233

RSE Test case_FCC PART22&24&27_FCC PART 22.850_GSM 850&CDMA BC0&WCDMA B5<E B5&26

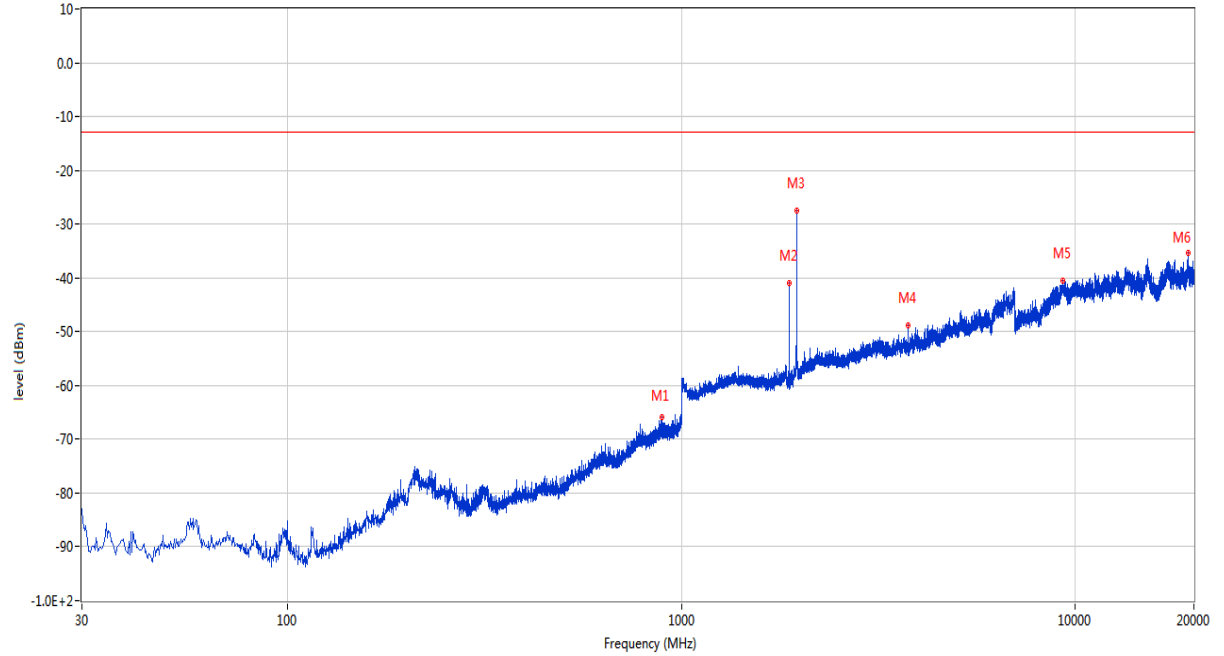


Frequency (MHz)	Result (dBm)	Factor (dB)	PK Limit (dBm)	Over Limit (dB)	Table (o)	ANT	EUT	Verdict
222.060	-81.42	-16.51	-13.0	-68.42	280.00	Horizontal	Vertical	Pass
892.572	-32.46	3.23	-13.0	-19.46	183.00	Horizontal	Vertical	N/A
1331.000	-56.27	-4.25	-13.0	-43.27	305.00	Horizontal	Vertical	Pass
2227.000	-53.50	-0.41	-13.0	-40.50	211.00	Horizontal	Vertical	Pass
4751.000	-47.58	7.32	-13.0	-34.58	272.00	Horizontal	Vertical	Pass
9290.500	-39.85	17.49	-13.0	-26.85	102.00	Horizontal	Vertical	Pass

LTE
 28 LTE Band 2
 28.1 LTE Band 2 BW1.4, Middle Channel

RSE-H&H LTE Band 2 BW1.4 CH18900

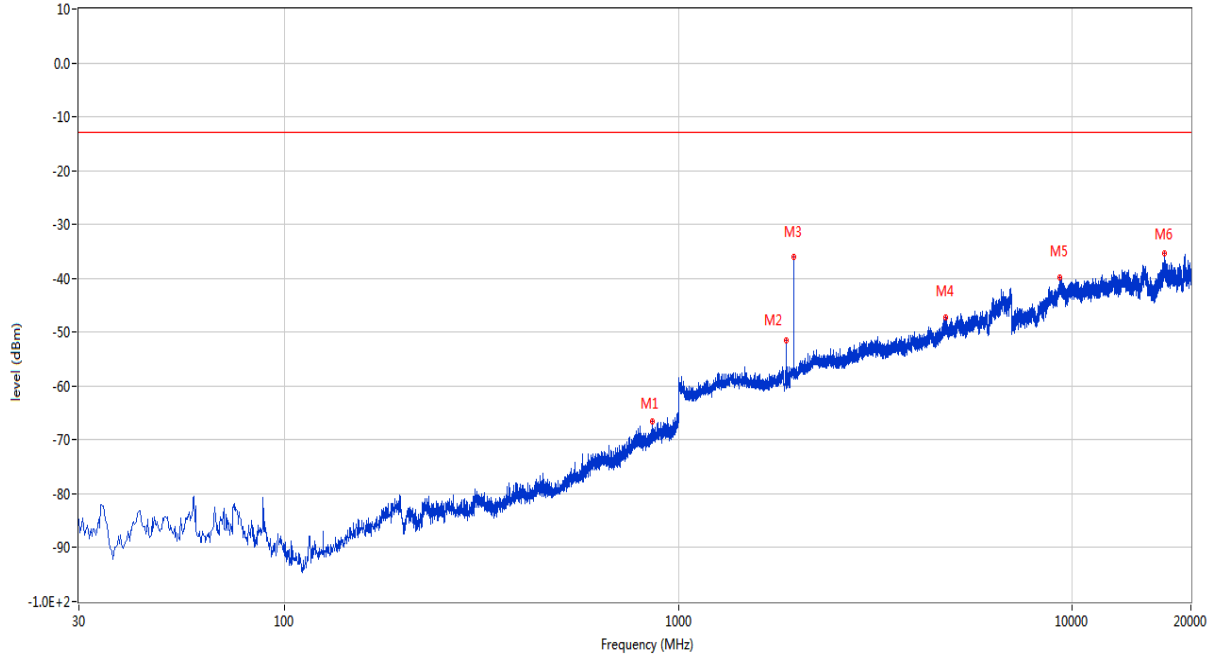
RSE Test case_FCC PART22&24&27_FCC PART 24_1900_GSM 1900&WCDMA B2&CDMA BC1<E B2&25



Frequency (MHz)	Result (dBm)	Factor (dB)	PK Limit (dBm)	Over Limit (dB)	Table (o)	ANT	EUT	Verdict
892.088	-65.87	3.04	-13.0	-52.87	89.00	Horizontal	Horizontal	Pass
1880.000	-40.88	-3.73	-13.0	-27.88	190.00	Horizontal	Horizontal	N/A
1960.500	-27.41	-3.56	-13.0	-14.41	8.00	Horizontal	Horizontal	N/A
3760.000	-48.72	4.08	-13.0	-35.72	236.00	Horizontal	Horizontal	Pass
9294.250	-40.41	17.58	-13.0	-27.41	143.00	Horizontal	Horizontal	Pass
19334.812	-35.46	24.35	-13.0	-22.46	328.00	Horizontal	Horizontal	Pass

RSE-V&H LTE Band 2 BW1.4 CH18900

RSE Test case_FCC PART22&24&27_FCC PART 24_1900_GSM 1900&WCDMA B2&CDMA BC1<E B2&25

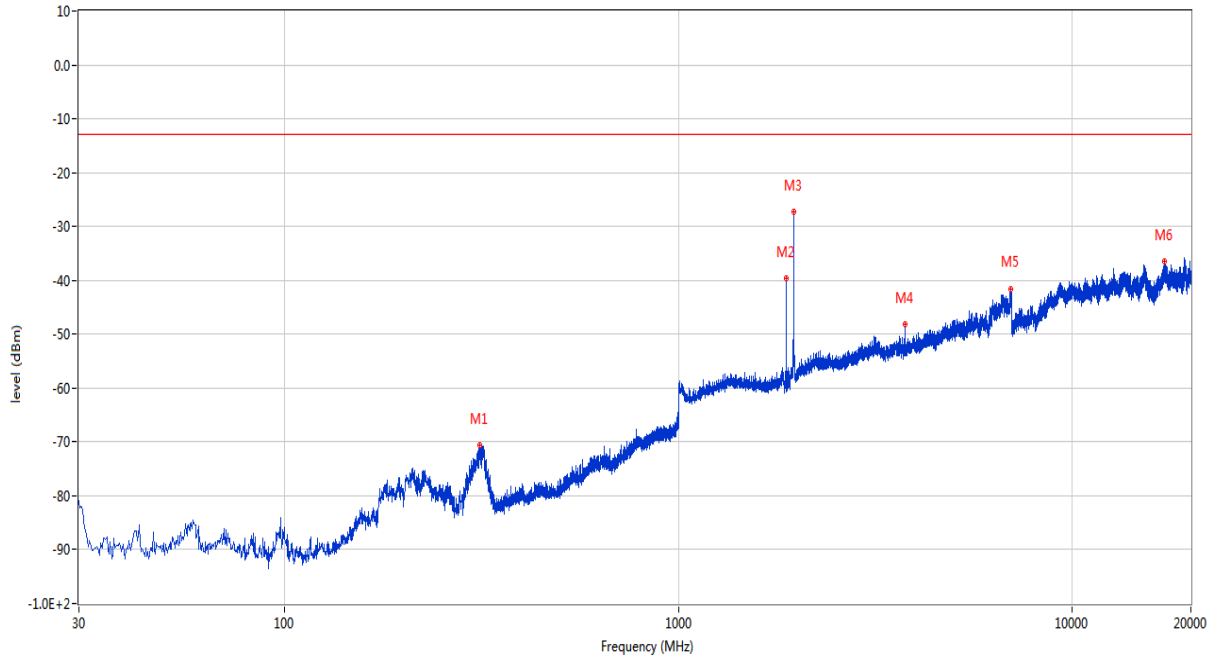


Frequency (MHz)	Result (dBm)	Factor (dB)	PK Limit (dBm)	Over Limit (dB)	Table (o)	ANT	EUT	Verdict
857.653	-66.58	1.98	-13.0	-53.58	3.00	Vertical	Horizontal	Pass
1880.000	-51.48	-3.73	-13.0	-38.48	358.00	Vertical	Horizontal	N/A
1960.500	-36.00	-3.56	-13.0	-23.00	93.00	Vertical	Horizontal	N/A
4757.000	-47.31	7.39	-13.0	-34.31	310.00	Vertical	Horizontal	Pass
9314.375	-39.90	17.69	-13.0	-26.90	-1.00	Vertical	Horizontal	Pass
17103.625	-35.25	19.38	-13.0	-22.25	91.00	Vertical	Horizontal	Pass

28.2 LTE Band 2 BW3, Middle Channel

RSE-H&H LTE Band 2 BW3 CH18900

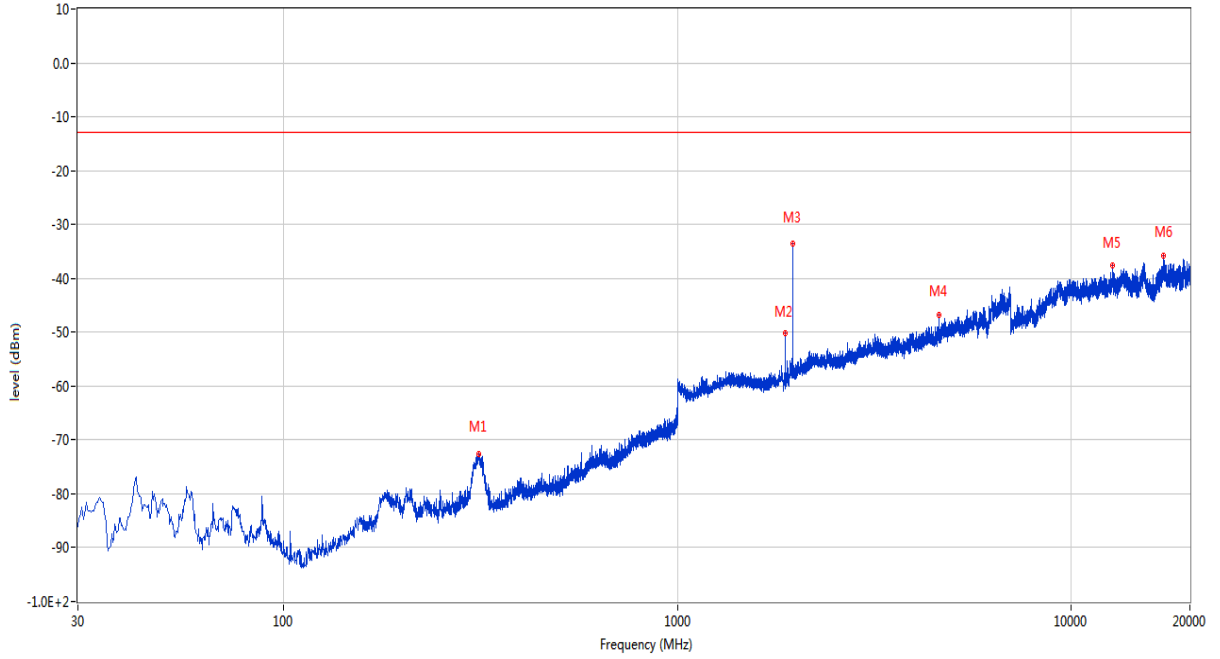
RSE Test case_FCC PART22&24&27_FCC PART 24_1900_GSM 1900&WCDMA B2&CDMA BC1<E B2&25



Frequency (MHz)	Result (dBm)	Factor (dB)	PK Limit (dBm)	Over Limit (dB)	Table (o)	ANT	EUT	Verdict
313.240	-70.64	-12.28	-13.0	-57.64	305.00	Horizontal	Horizontal	Pass
1879.500	-39.61	-3.73	-13.0	-26.61	207.00	Horizontal	Horizontal	N/A
1960.500	-27.27	-3.56	-13.0	-14.27	17.00	Horizontal	Horizontal	N/A
3758.000	-48.17	3.97	-13.0	-35.17	220.00	Horizontal	Horizontal	Pass
6983.000	-41.64	13.74	-13.0	-28.64	201.00	Horizontal	Horizontal	Pass
17172.500	-36.57	18.36	-13.0	-23.57	187.00	Horizontal	Horizontal	Pass

RSE-V&H LTE Band 2 BW3 CH18900

RSE Test case_FCC PART22&24&27_FCC PART 24_1900_GSM 1900&WCDMA B2&CDMA BC1<E B2&25

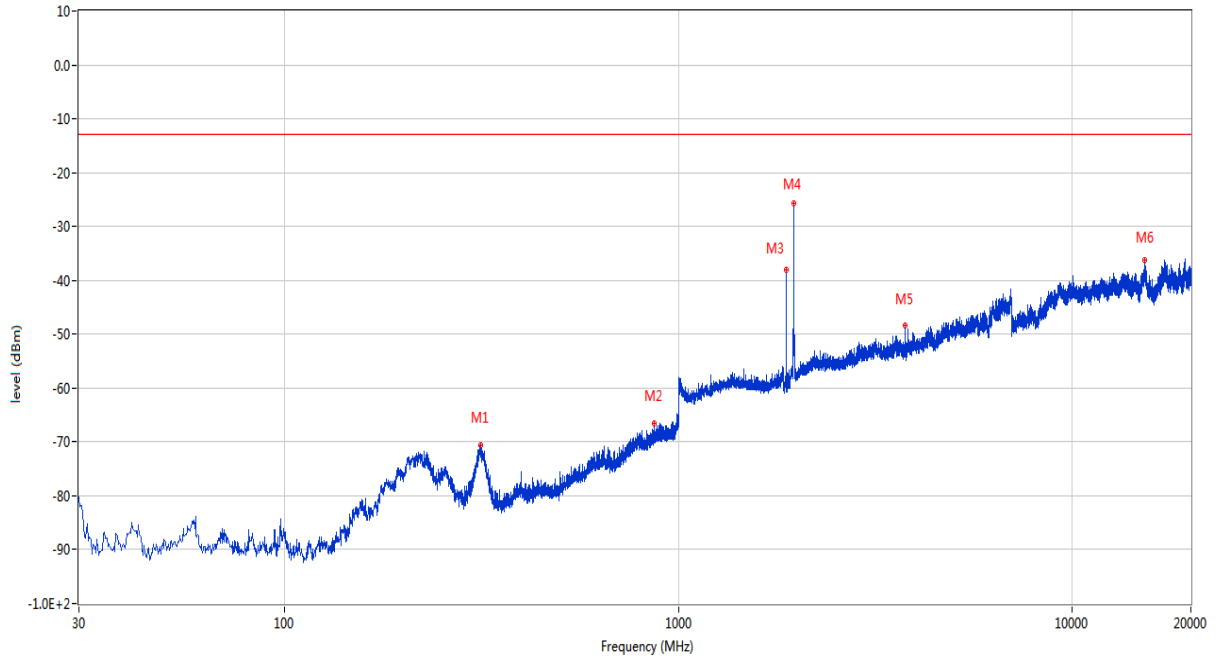


Frequency (MHz)	Result (dBm)	Factor (dB)	PK Limit (dBm)	Over Limit (dB)	Table (o)	ANT	EUT	Verdict
312.998	-72.54	-12.28	-13.0	-59.54	362.00	Vertical	Horizontal	Pass
1879.000	-50.13	-3.73	-13.0	-37.13	360.00	Vertical	Horizontal	N/A
1960.000	-33.52	-3.56	-13.0	-20.52	36.00	Vertical	Horizontal	N/A
4609.000	-46.78	6.10	-13.0	-33.78	242.00	Vertical	Horizontal	Pass
12695.375	-37.62	18.51	-13.0	-24.62	89.00	Vertical	Horizontal	Pass
17123.562	-35.73	18.87	-13.0	-22.73	127.00	Vertical	Horizontal	Pass

28.3 LTE Band 2 BW5, Middle Channel

RSE-H&H LTE Band 2 BW5 CH18900

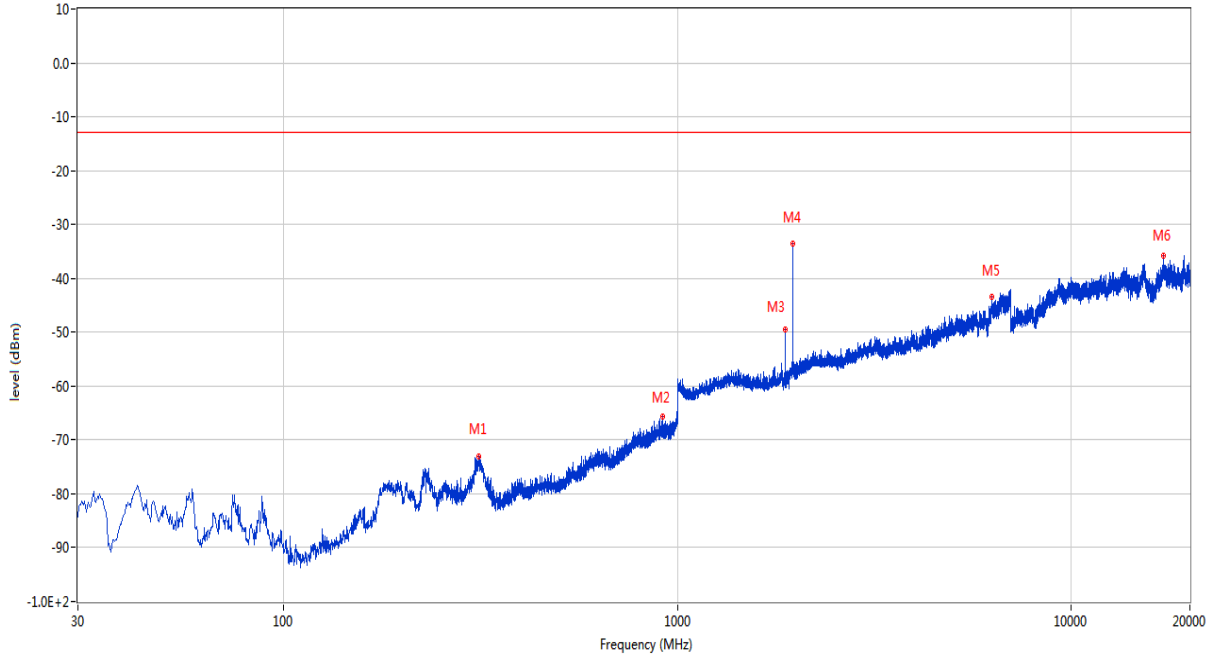
RSE Test case_FCC PART22&24&27_FCC PART 24_1900_GSM 1900&WCDMA B2&CDMA BC1<E B2&25



Frequency (MHz)	Result (dBm)	Factor (dB)	PK Limit (dBm)	Over Limit (dB)	Table (o)	ANT	EUT	Verdict
313.725	-70.50	-12.28	-13.0	-57.50	121.00	Horizontal	Horizontal	Pass
868.322	-66.44	2.24	-13.0	-53.44	0.00	Horizontal	Horizontal	Pass
1878.500	-38.10	-3.73	-13.0	-25.10	183.00	Horizontal	Horizontal	N/A
1961.500	-25.59	-3.58	-13.0	-12.59	5.00	Horizontal	Horizontal	N/A
3756.000	-48.40	4.01	-13.0	-35.40	212.00	Horizontal	Horizontal	Pass
15274.812	-36.28	17.57	-13.0	-23.28	62.00	Horizontal	Horizontal	Pass

RSE-V&H LTE Band 2 BW5 CH18900

RSE Test case_FCC PART22&24&27_FCC PART 24_1900_GSM 1900&WCDMA B2&CDMA BC1<E B2&25

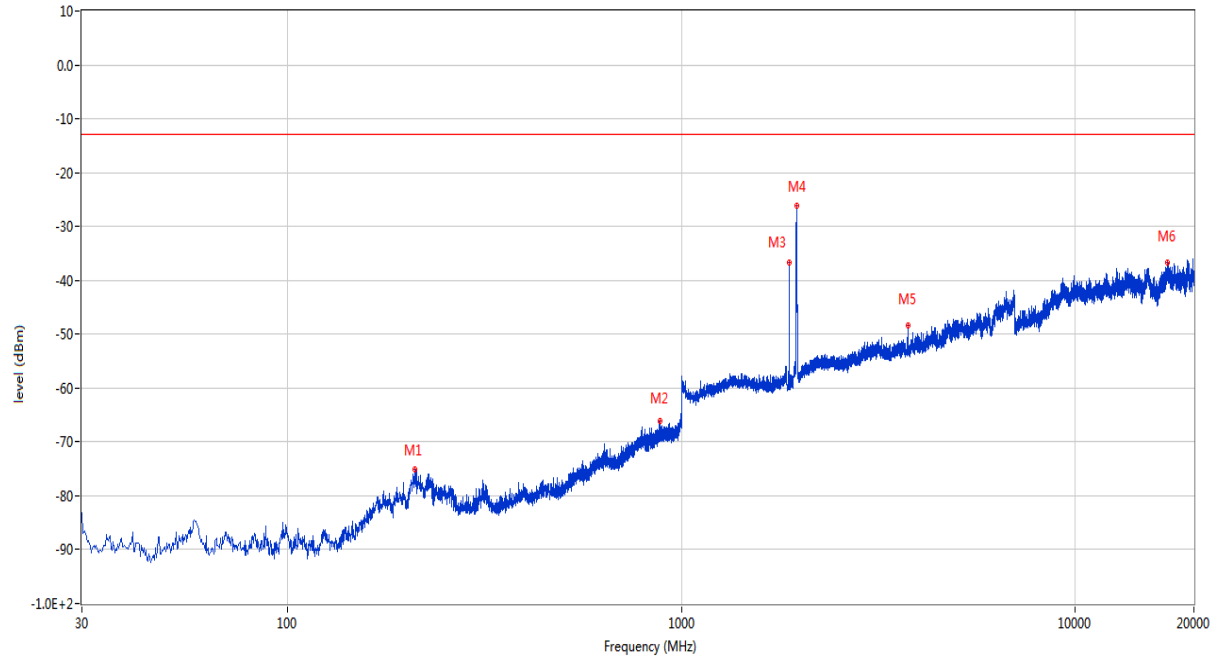


Frequency (MHz)	Result (dBm)	Factor (dB)	PK Limit (dBm)	Over Limit (dB)	Table (o)	ANT	EUT	Verdict
312.998	-73.01	-12.28	-13.0	-60.01	-1.00	Vertical	Horizontal	Pass
916.095	-65.70	3.20	-13.0	-52.70	338.00	Vertical	Horizontal	Pass
1878.500	-49.41	-3.73	-13.0	-36.41	359.00	Vertical	Horizontal	N/A
1959.000	-33.61	-3.53	-13.0	-20.61	55.00	Vertical	Horizontal	N/A
6289.000	-43.43	11.66	-13.0	-30.43	99.00	Vertical	Horizontal	Pass
17100.000	-35.86	19.46	-13.0	-22.86	141.00	Vertical	Horizontal	Pass

28.4 LTE Band 2 BW10, Middle Channel

RSE-H&H LTE Band 2 BW10 CH18900

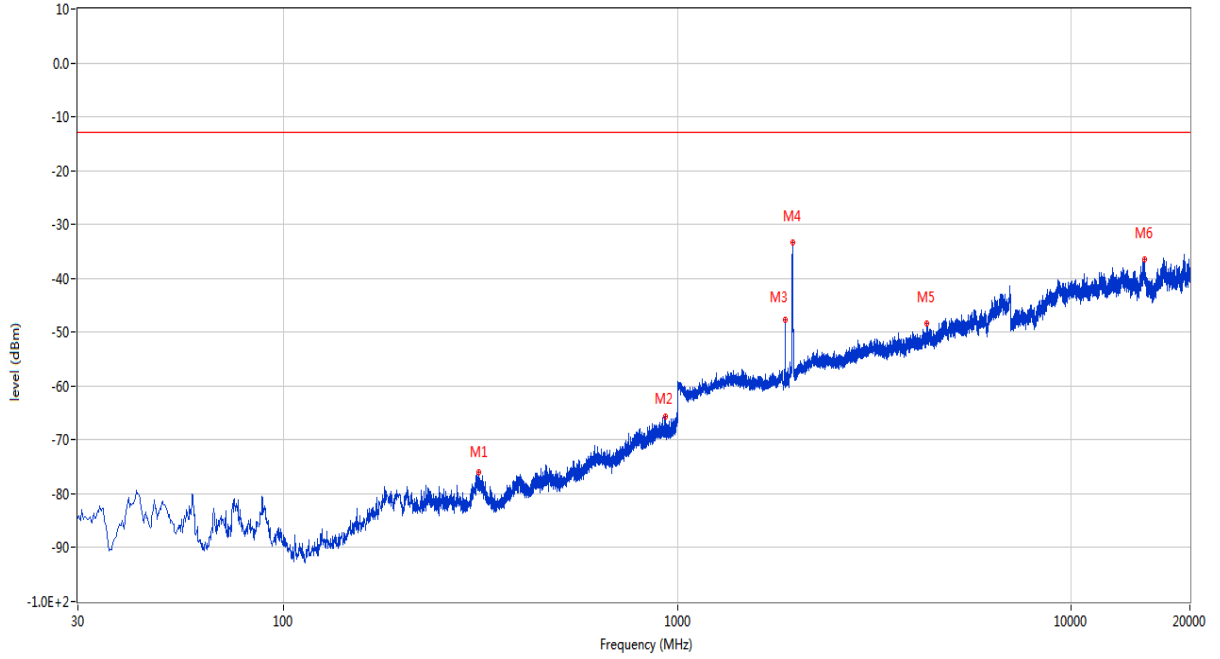
RSE Test case_FCC PART22&24&27_FCC PART 24_1900_GSM 1900&WCDMA B2&CDMA BC1<E B2&25



Frequency (MHz)	Result (dBm)	Factor (dB)	PK Limit (dBm)	Over Limit (dB)	Table (o)	ANT	EUT	Verdict
210.178	-75.14	-17.24	-13.0	-62.14	242.00	Horizontal	Horizontal	Pass
882.145	-66.01	2.78	-13.0	-53.01	181.00	Horizontal	Horizontal	Pass
1876.000	-36.59	-3.72	-13.0	-23.59	212.00	Horizontal	Horizontal	N/A
1959.000	-26.20	-3.53	-13.0	-13.20	20.00	Horizontal	Horizontal	N/A
3751.000	-48.45	4.16	-13.0	-35.45	190.00	Horizontal	Horizontal	Pass
17103.625	-36.64	19.38	-13.0	-23.64	330.00	Horizontal	Horizontal	Pass

RSE-V&H LTE Band 2 BW10 CH18900

RSE Test case_FCC PART22&24&27_FCC PART 24_1900_GSM 1900&WCDMA B2&CDMA BC1<E B2&25

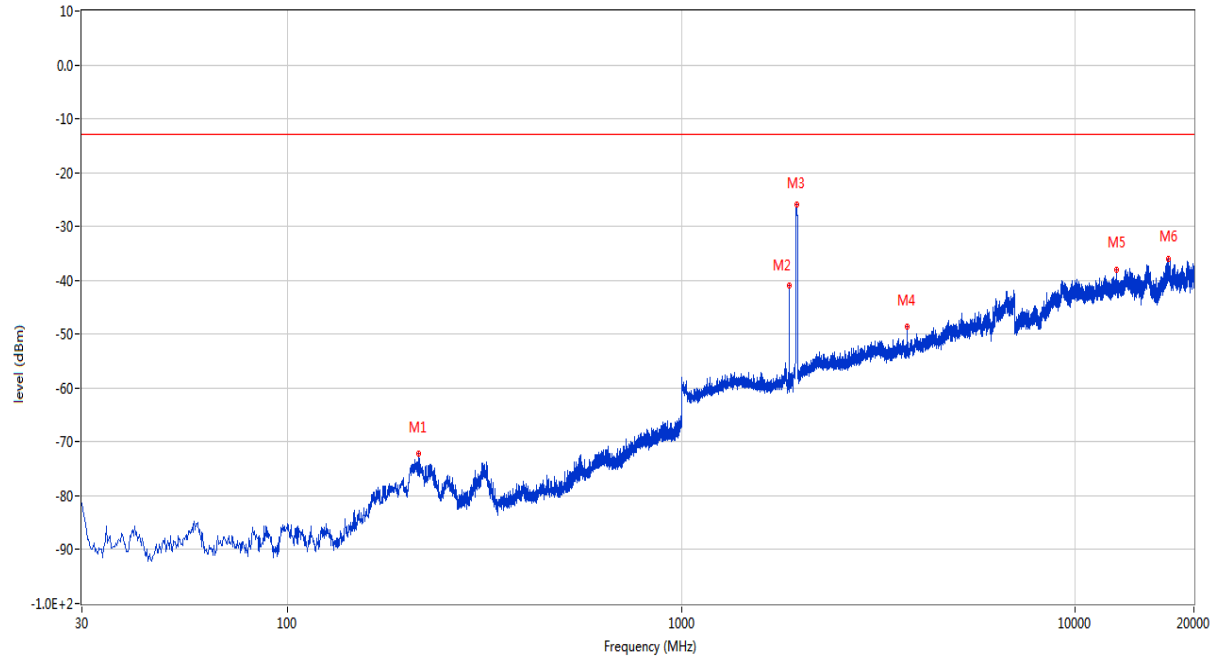


Frequency (MHz)	Result (dBm)	Factor (dB)	PK Limit (dBm)	Over Limit (dB)	Table (o)	ANT	EUT	Verdict
313.483	-75.93	-12.28	-13.0	-62.93	9.00	Vertical	Horizontal	Pass
932.100	-65.59	3.07	-13.0	-52.59	274.00	Vertical	Horizontal	Pass
1876.000	-47.76	-3.72	-13.0	-34.76	350.00	Vertical	Horizontal	N/A
1964.500	-33.32	-3.71	-13.0	-20.32	263.00	Vertical	Horizontal	N/A
4286.000	-48.48	6.03	-13.0	-35.48	354.00	Vertical	Horizontal	Pass
15309.250	-36.52	17.87	-13.0	-23.52	66.00	Vertical	Horizontal	Pass

28.5 LTE Band 2 BW15, Middle Channel

RSE-H&H LTE Band 2 BW15 CH18900

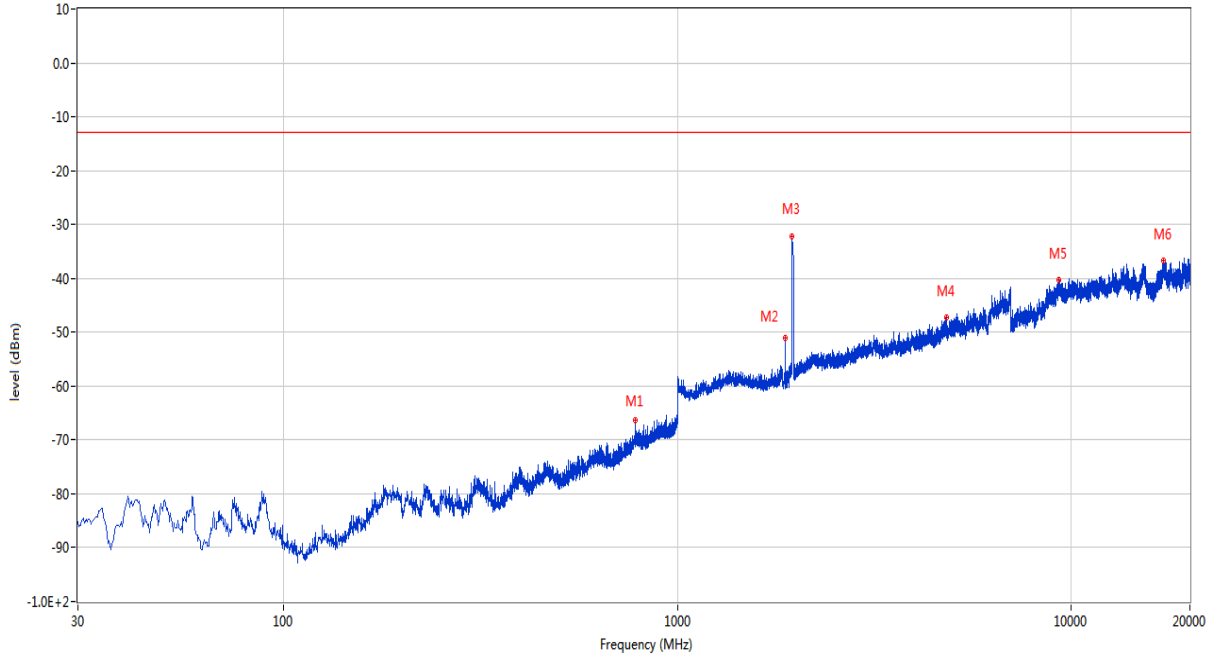
RSE Test case_FCC PART22&24&27_FCC PART 24_1900_GSM 1900&WCDMA B2&CDMA BC1<E B2&25



Frequency (MHz)	Result (dBm)	Factor (dB)	PK Limit (dBm)	Over Limit (dB)	Table (o)	ANT	EUT	Verdict
215.028	-72.23	-17.23	-13.0	-59.23	98.00	Horizontal	Horizontal	Pass
1874.000	-41.04	-3.71	-13.0	-28.04	189.00	Horizontal	Horizontal	N/A
1964.000	-25.96	-3.72	-13.0	-12.96	10.00	Horizontal	Horizontal	N/A
3747.000	-48.62	4.03	-13.0	-35.62	102.00	Horizontal	Horizontal	Pass
12742.813	-38.05	20.15	-13.0	-25.05	171.00	Horizontal	Horizontal	Pass
17214.188	-36.09	18.22	-13.0	-23.09	202.00	Horizontal	Horizontal	Pass

RSE-V&H LTE Band 2 BW15 CH18900

RSE Test case_FCC PART22&24&27_FCC PART 24_1900_GSM 1900&WCDMA B2&CDMA BC1<E B2&25

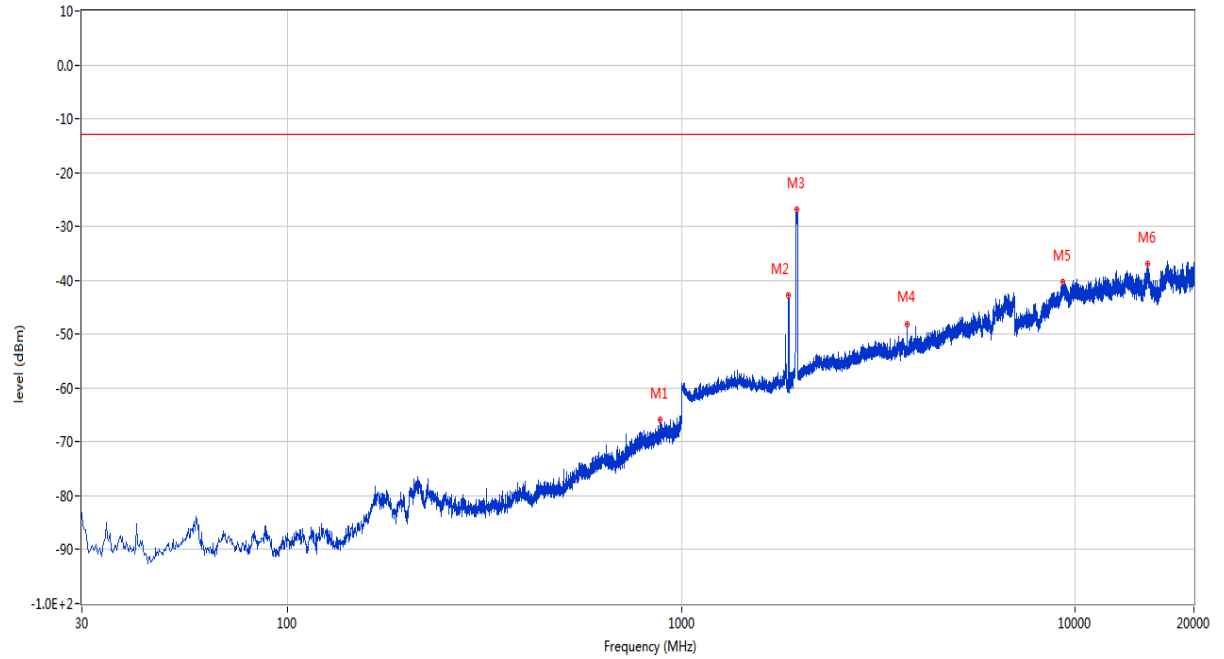


Frequency (MHz)	Result (dBm)	Factor (dB)	PK Limit (dBm)	Over Limit (dB)	Table (o)	ANT	EUT	Verdict
781.508	-66.38	1.44	-13.0	-53.38	-3.00	Vertical	Horizontal	Pass
1874.000	-50.98	-3.71	-13.0	-37.98	360.00	Vertical	Horizontal	N/A
1954.500	-32.10	-3.48	-13.0	-19.10	58.00	Vertical	Horizontal	N/A
4815.000	-47.30	7.11	-13.0	-34.30	188.00	Vertical	Horizontal	Pass
9302.875	-40.24	17.71	-13.0	-27.24	255.00	Vertical	Horizontal	Pass
17103.625	-36.73	19.38	-13.0	-23.73	0.00	Vertical	Horizontal	Pass

28.6 LTE Band 2 BW20, Middle Channel

RSE-H&H LTE Band 2 BW20 CH18900

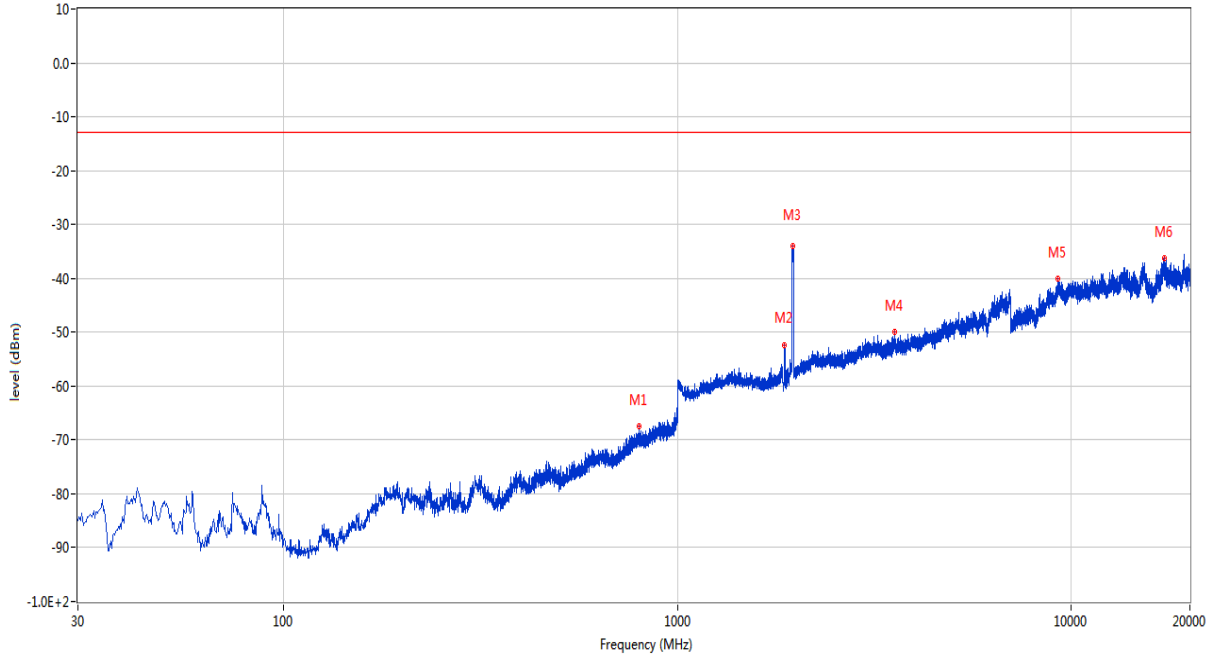
RSE Test case_FCC PART22&24&27_FCC PART 24_1900_GSM 1900&WCDMA B2&CDMA BC1<E B2&25



Frequency (MHz)	Result (dBm)	Factor (dB)	PK Limit (dBm)	Over Limit (dB)	Table (o)	ANT	EUT	Verdict
884.085	-65.95	2.76	-13.0	-52.95	202.00	Horizontal	Horizontal	Pass
1871.500	-42.85	-3.71	-13.0	-29.85	205.00	Horizontal	Horizontal	N/A
1960.000	-26.77	-3.56	-13.0	-13.77	12.00	Horizontal	Horizontal	N/A
3743.000	-48.06	4.05	-13.0	-35.06	331.00	Horizontal	Horizontal	Pass
9294.250	-40.36	17.58	-13.0	-27.36	171.00	Horizontal	Horizontal	Pass
15229.500	-36.98	18.01	-13.0	-23.98	247.00	Horizontal	Horizontal	Pass

RSE-V&H LTE Band 2 BW20 CH18900

RSE Test case_FCC PART22&24&27_FCC PART 24_1900_GSM 1900&WCDMA B2&CDMA BC1<E B2&25



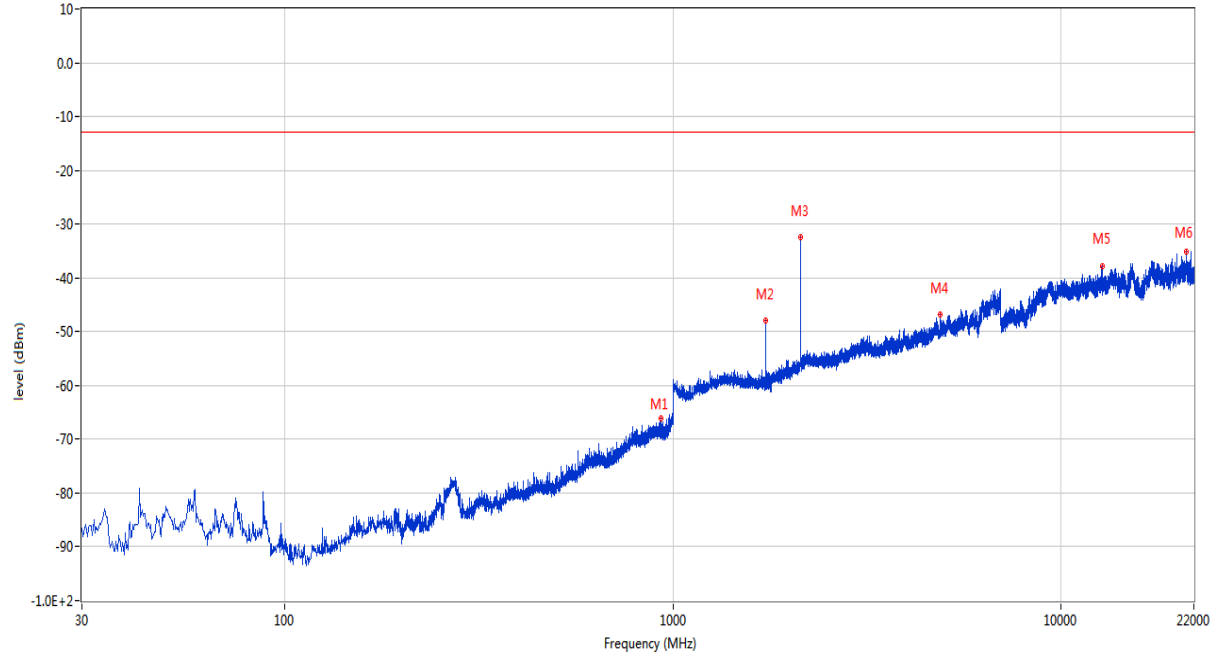
Frequency (MHz)	Result (dBm)	Factor (dB)	PK Limit (dBm)	Over Limit (dB)	Table (o)	ANT	EUT	Verdict
796.785	-67.48	1.51	-13.0	-54.48	273.00	Vertical	Horizontal	Pass
1871.500	-52.34	-3.71	-13.0	-39.34	360.00	Vertical	Horizontal	N/A
1956.500	-34.05	-3.45	-13.0	-21.05	36.00	Vertical	Horizontal	N/A
3552.000	-49.85	4.50	-13.0	-36.85	359.00	Vertical	Horizontal	Pass
9222.375	-40.17	16.69	-13.0	-27.17	297.00	Vertical	Horizontal	Pass
17226.875	-36.24	18.04	-13.0	-23.24	363.00	Vertical	Horizontal	Pass

29 LTE Band 4

29.1 LTE Band 4 BW1.4, Middle Channel

RSE-V&V LTE Band 4 BW1.4 CH20175

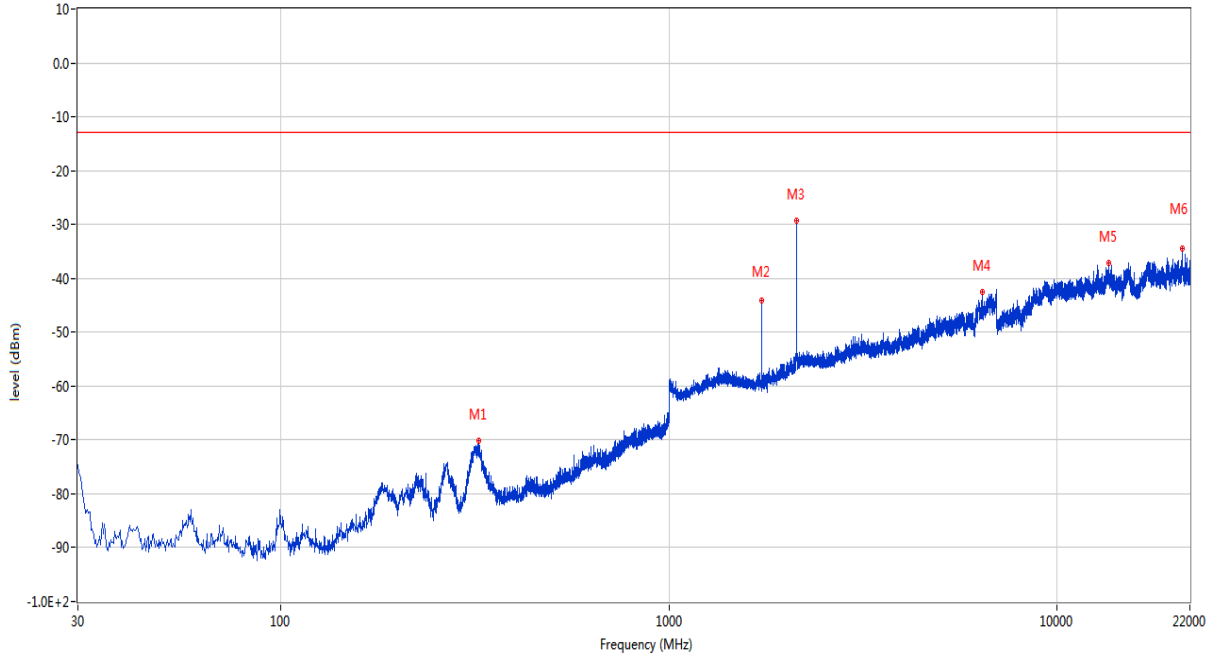
RSE Test case_FCC PART22&24&27_FCC PART 27_1700_WCDMA B4<E B4



Frequency (MHz)	Result (dBm)	Factor (dB)	PK Limit (dBm)	Over Limit (dB)	Table (o)	ANT	EUT	Verdict
933.070	-66.10	3.32	-13.0	-53.10	-3.00	Vertical	Vertical	Pass
1733.500	-47.99	-4.11	-13.0	-34.99	244.00	Vertical	Vertical	N/A
2132.500	-32.50	-2.28	-13.0	-19.50	313.00	Vertical	Vertical	N/A
4876.000	-46.81	7.16	-13.0	-33.81	170.00	Vertical	Vertical	Pass
12754.625	-37.75	20.18	-13.0	-24.75	73.00	Vertical	Vertical	Pass
21040.312	-35.09	23.27	-13.0	-22.09	51.00	Vertical	Vertical	Pass

RSE-H&V LTE Band 4 BW1.4 CH20175

RSE Test case_FCC PART22&24&27_FCC PART 27_1700_WCDMA B4<E B4

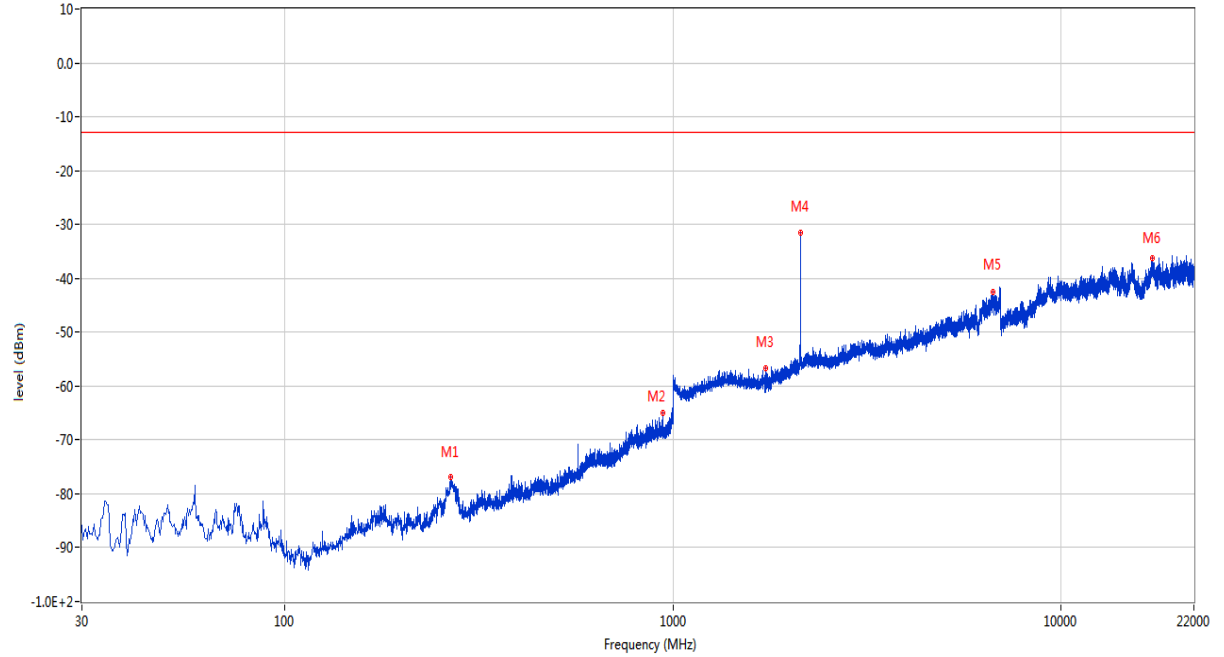


Frequency (MHz)	Result (dBm)	Factor (dB)	PK Limit (dBm)	Over Limit (dB)	Table (o)	ANT	EUT	Verdict
323.182	-70.21	-11.98	-13.0	-57.21	33.00	Horizontal	Vertical	Pass
1733.500	-44.11	-4.11	-13.0	-31.11	161.00	Horizontal	Vertical	N/A
2133.000	-29.28	-2.25	-13.0	-16.28	0.00	Horizontal	Vertical	N/A
6413.000	-42.59	11.20	-13.0	-29.59	47.00	Horizontal	Vertical	Pass
13591.750	-37.21	19.37	-13.0	-24.21	359.00	Horizontal	Vertical	Pass
21042.625	-34.54	23.27	-13.0	-21.54	360.00	Horizontal	Vertical	Pass

29.2 LTE Band 4 BW3, Middle Channel

RSE-V&V LTE Band 4 BW3 CH20175

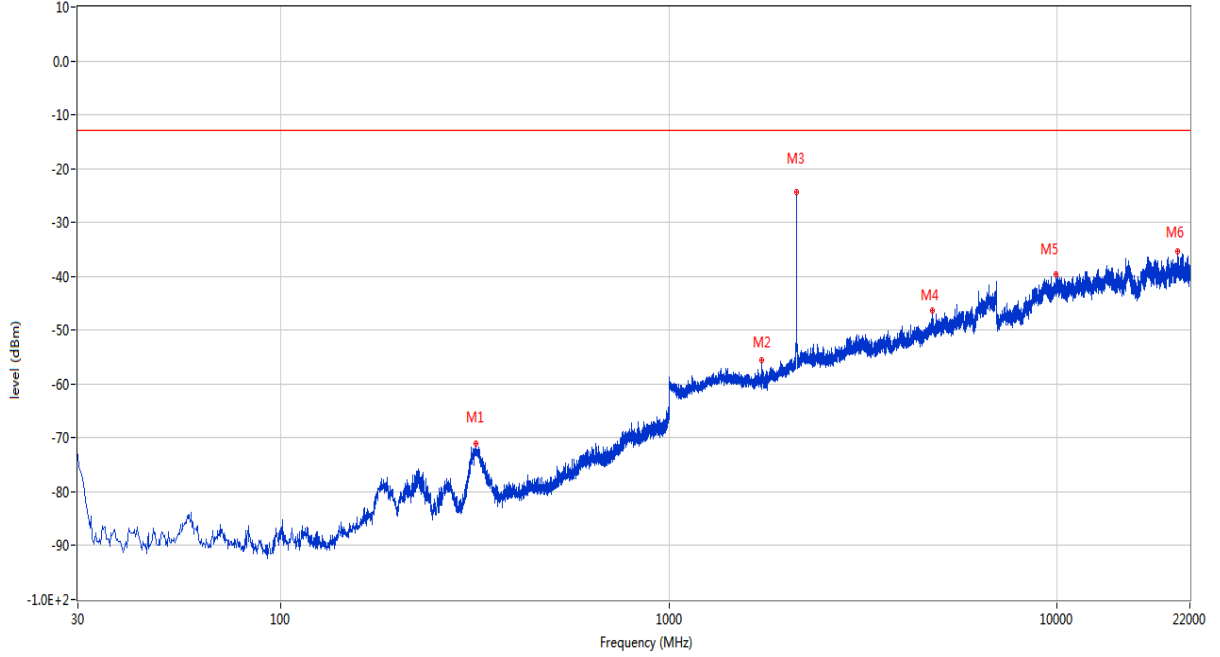
RSE Test case_FCC PART22&24&27_FCC PART 27_1700_WCDMA B4<E B4



Frequency (MHz)	Result (dBm)	Factor (dB)	PK Limit (dBm)	Over Limit (dB)	Table (o)	ANT	EUT	Verdict
268.135	-76.98	-13.19	-13.0	-63.98	279.00	Vertical	Vertical	Pass
940.588	-64.89	3.19	-13.0	-51.89	68.00	Vertical	Vertical	Pass
1732.000	-56.76	-4.11	-13.0	-43.76	246.00	Vertical	Vertical	N/A
2133.500	-31.64	-2.21	-13.0	-18.64	98.00	Vertical	Vertical	N/A
6666.000	-42.47	11.84	-13.0	-29.47	111.00	Vertical	Vertical	Pass
17192.313	-36.18	18.52	-13.0	-23.18	206.00	Vertical	Vertical	Pass

RSE-H&V LTE Band 4 BW3 CH20175

RSE Test case_FCC PART22&24&27_FCC PART 27_1700_WCDMA B4<E B4

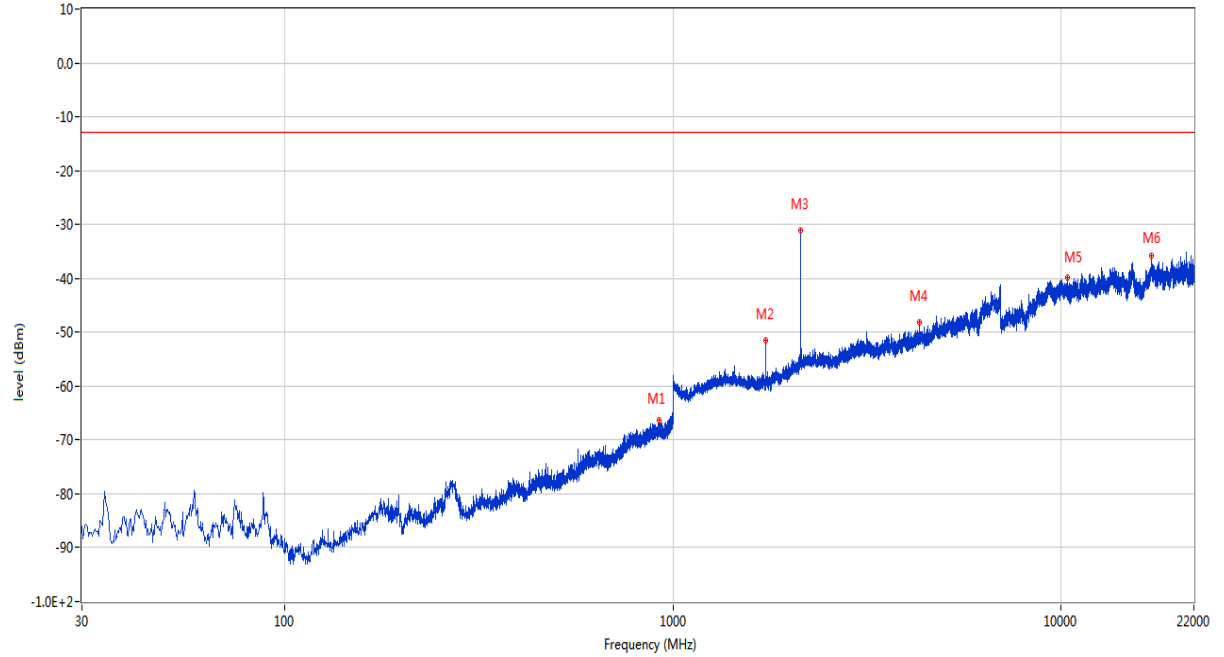


Frequency (MHz)	Result (dBm)	Factor (dB)	PK Limit (dBm)	Over Limit (dB)	Table (o)	ANT	EUT	Verdict
319.060	-71.05	-12.12	-13.0	-58.05	265.00	Horizontal	Vertical	Pass
1732.000	-55.57	-4.11	-13.0	-42.57	176.00	Horizontal	Vertical	N/A
2133.000	-24.27	-2.25	-13.0	-11.27	112.00	Horizontal	Vertical	N/A
4770.000	-46.45	8.05	-13.0	-33.45	184.00	Horizontal	Vertical	Pass
9939.687	-39.59	17.26	-13.0	-26.59	248.00	Horizontal	Vertical	Pass
20427.500	-35.41	23.10	-13.0	-22.41	301.00	Horizontal	Vertical	Pass

29.3 LTE Band 4 BW5, Middle Channel

RSE-V&V LTE Band 4 BW5 CH20175

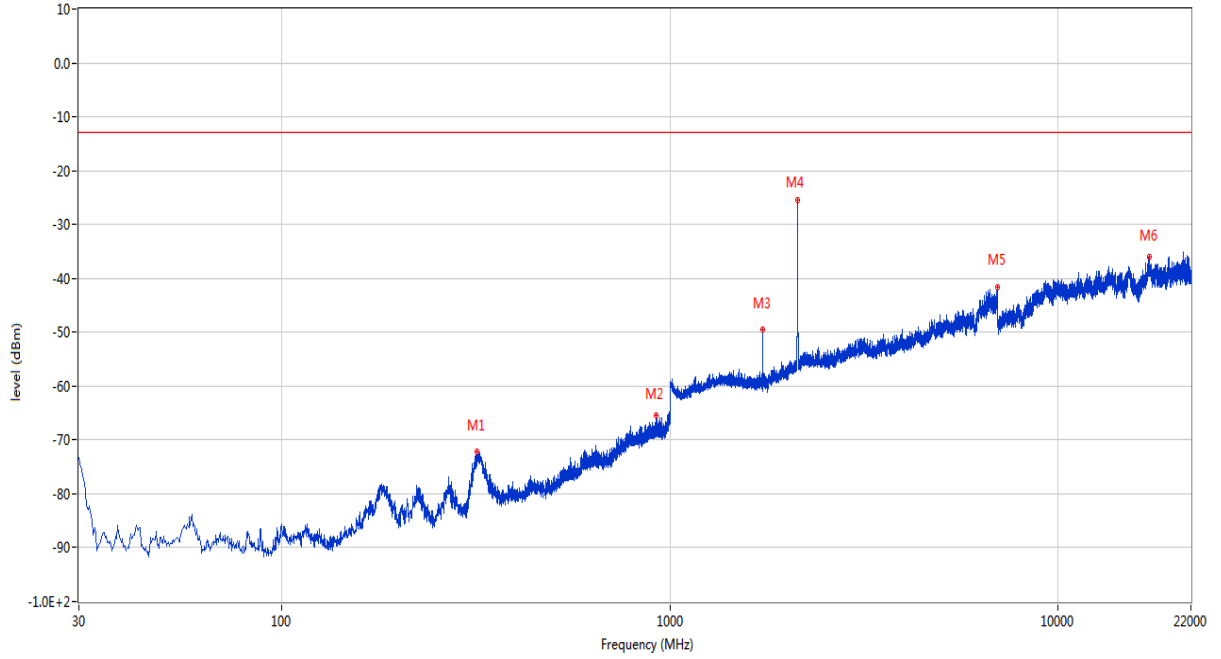
RSE Test case_FCC PART22&24&27_FCC PART 27_1700_WCDMA B4<E B4



Frequency (MHz)	Result (dBm)	Factor (dB)	PK Limit (dBm)	Over Limit (dB)	Table (o)	ANT	EUT	Verdict
919.490	-66.33	3.18	-13.0	-53.33	-3.00	Vertical	Vertical	Pass
1731.000	-51.49	-4.12	-13.0	-38.49	254.00	Vertical	Vertical	N/A
2134.000	-31.08	-2.18	-13.0	-18.08	305.00	Vertical	Vertical	N/A
4322.000	-48.23	6.50	-13.0	-35.23	30.00	Vertical	Vertical	Pass
10369.500	-39.82	17.34	-13.0	-26.82	47.00	Vertical	Vertical	Pass
17097.500	-35.75	19.32	-13.0	-22.75	68.00	Vertical	Vertical	Pass

RSE-H&V LTE Band 4 BW5 CH20175

RSE Test case_FCC PART22&24&27_FCC PART 27_1700_WCDMA B4<E B4

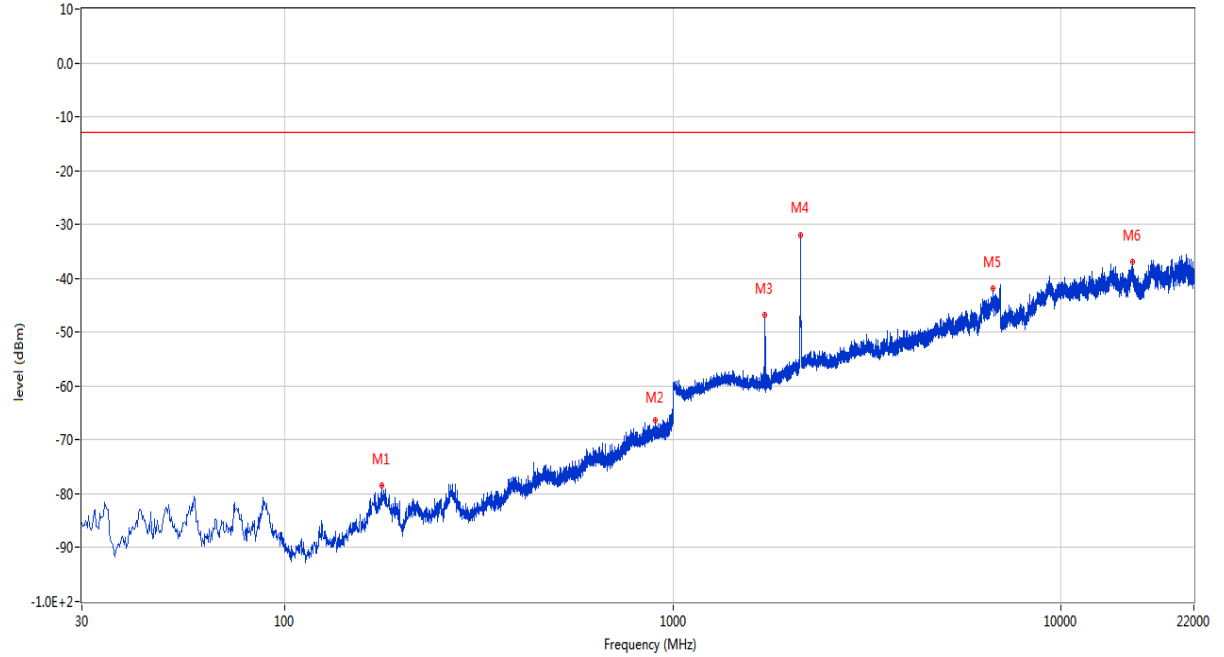


Frequency (MHz)	Result (dBm)	Factor (dB)	PK Limit (dBm)	Over Limit (dB)	Table (o)	ANT	EUT	Verdict
317.847	-72.25	-12.15	-13.0	-59.25	342.00	Horizontal	Vertical	Pass
922.157	-65.49	3.06	-13.0	-52.49	136.00	Horizontal	Vertical	Pass
1731.000	-49.55	-4.12	-13.0	-36.55	169.00	Horizontal	Vertical	N/A
2132.500	-25.51	-2.28	-13.0	-12.51	0.00	Horizontal	Vertical	N/A
6982.000	-41.61	13.82	-13.0	-28.61	358.00	Horizontal	Vertical	Pass
17217.749	-35.94	18.13	-13.0	-22.94	360.00	Horizontal	Vertical	Pass

29.4 LTE Band 4 BW10, Middle Channel

RSE-V&V LTE Band 4 BW10 CH20175

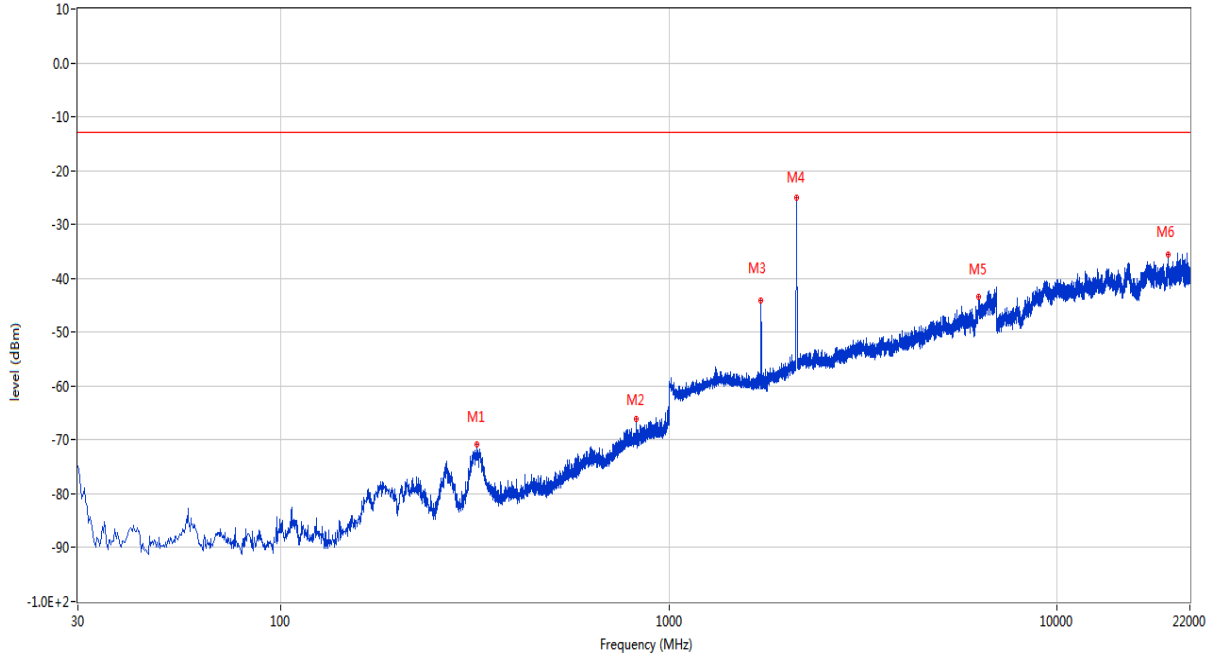
RSE Test case_FCC PART22&24&27_FCC PART 27_1700_WCDMA B4<E B4



Frequency (MHz)	Result (dBm)	Factor (dB)	PK Limit (dBm)	Over Limit (dB)	Table (o)	ANT	EUT	Verdict
177.925	-78.52	-14.93	-13.0	-65.52	161.00	Vertical	Vertical	Pass
902.273	-66.43	3.05	-13.0	-53.43	119.00	Vertical	Vertical	Pass
1728.500	-46.83	-4.12	-13.0	-33.83	249.00	Vertical	Vertical	N/A
2134.500	-31.87	-2.15	-13.0	-18.87	287.00	Vertical	Vertical	N/A
6694.000	-41.91	12.10	-13.0	-28.91	303.00	Vertical	Vertical	Pass
15303.000	-37.02	17.85	-13.0	-24.02	360.00	Vertical	Vertical	Pass

RSE-H&V LTE Band 4 BW10 CH20175

RSE Test case_FCC PART22&24&27_FCC PART 27_1700_WCDMA B4<E B4

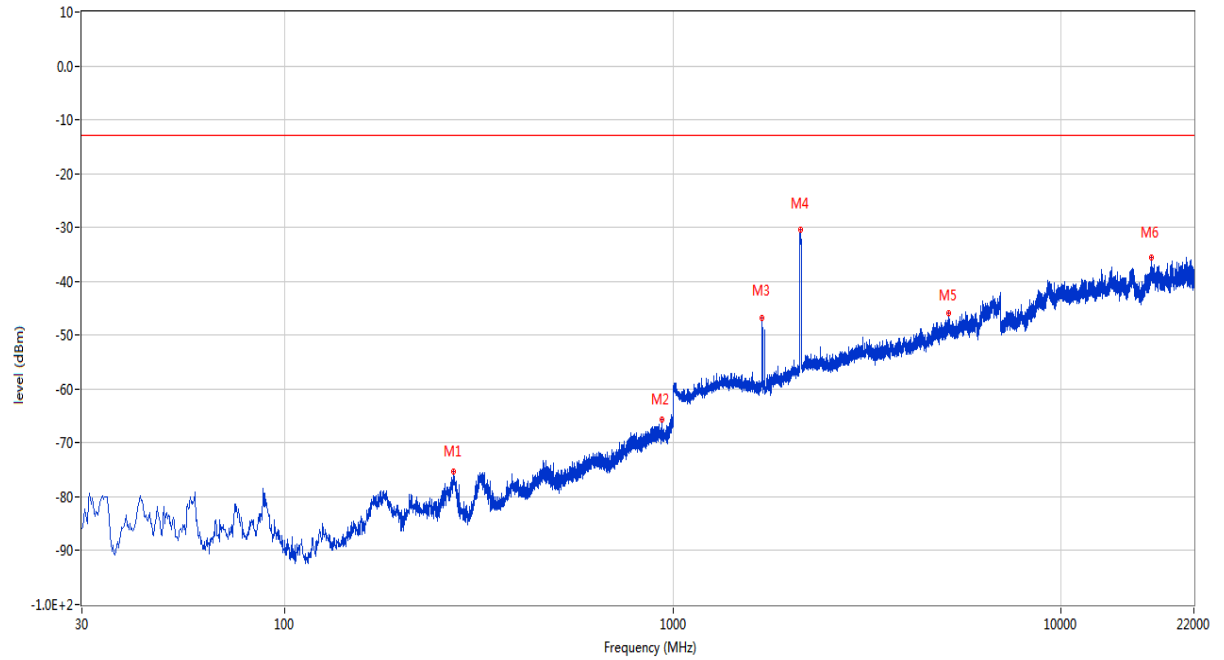


Frequency (MHz)	Result (dBm)	Factor (dB)	PK Limit (dBm)	Over Limit (dB)	Table (o)	ANT	EUT	Verdict
320.030	-70.76	-12.08	-13.0	-57.76	46.00	Horizontal	Vertical	Pass
826.127	-66.10	1.14	-13.0	-53.10	345.00	Horizontal	Vertical	Pass
1728.500	-44.09	-4.12	-13.0	-31.09	183.00	Horizontal	Vertical	N/A
2137.000	-25.11	-2.09	-13.0	-12.11	118.00	Horizontal	Vertical	N/A
6281.000	-43.32	11.69	-13.0	-30.32	188.00	Horizontal	Vertical	Pass
19294.376	-35.63	24.06	-13.0	-22.63	0.00	Horizontal	Vertical	Pass

29.5 LTE Band 4 BW15, Middle Channel

RSE-V&V LTE Band 4 BW15 CH20175

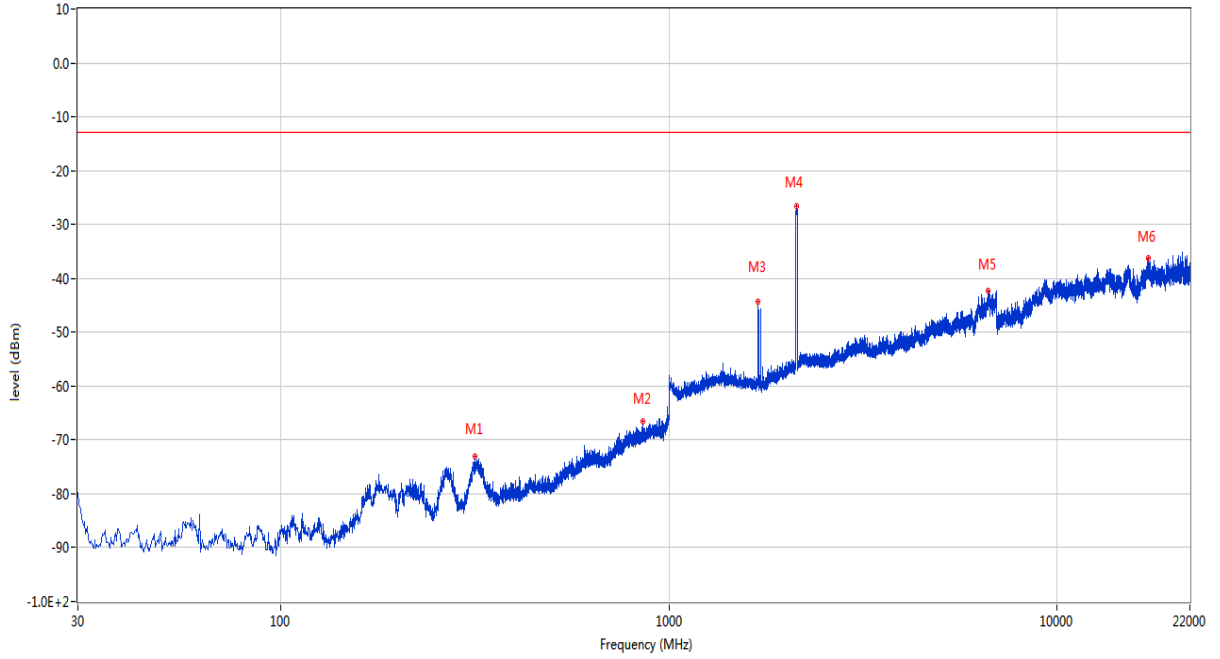
RSE Test case_FCC PART22&24&27_FCC PART 27_1700_WCDMA B4<E B4



Frequency (MHz)	Result (dBm)	Factor (dB)	PK Limit (dBm)	Over Limit (dB)	Table (o)	ANT	EUT	Verdict
271.772	-75.40	-12.90	-13.0	-62.40	0.00	Vertical	Vertical	Pass
936.708	-65.71	3.34	-13.0	-52.71	300.00	Vertical	Vertical	Pass
1700.000	-46.73	-4.28	-13.0	-33.73	255.00	Vertical	Vertical	N/A
2132.500	-30.45	-2.28	-13.0	-17.45	295.00	Vertical	Vertical	N/A
5125.000	-45.97	8.31	-13.0	-32.97	205.00	Vertical	Vertical	Pass
17102.125	-35.52	19.41	-13.0	-22.52	0.00	Vertical	Vertical	Pass

RSE-H&V LTE Band 4 BW15 CH20175

RSE Test case_FCC PART22&24&27_FCC PART 27_1700_WCDMA B4<E B4

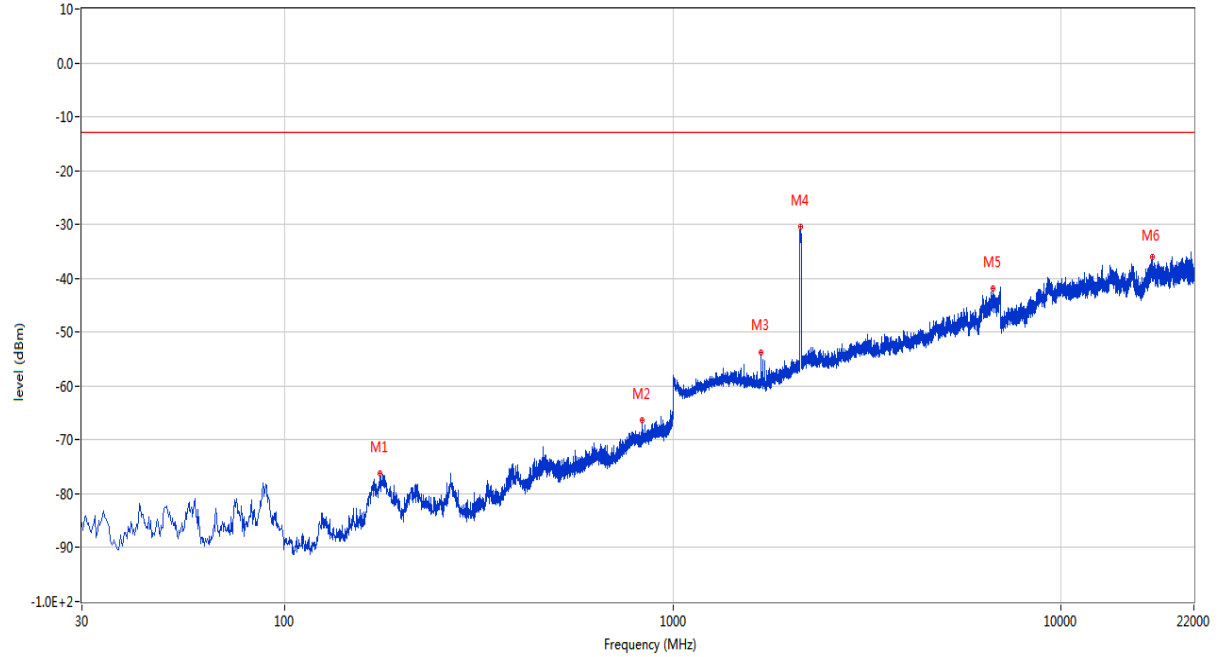


Frequency (MHz)	Result (dBm)	Factor (dB)	PK Limit (dBm)	Over Limit (dB)	Table (o)	ANT	EUT	Verdict
315.907	-73.00	-12.26	-13.0	-60.00	62.00	Horizontal	Vertical	Pass
857.167	-66.62	1.90	-13.0	-53.62	128.00	Horizontal	Vertical	Pass
1700.000	-44.25	-4.28	-13.0	-31.25	157.00	Horizontal	Vertical	N/A
2137.000	-26.51	-2.09	-13.0	-13.51	0.00	Horizontal	Vertical	N/A
6657.000	-42.34	11.81	-13.0	-29.34	312.00	Horizontal	Vertical	Pass
17194.625	-36.18	18.53	-13.0	-23.18	43.00	Horizontal	Vertical	Pass

29.6 LTE Band 4 BW20, Middle Channel

RSE-V&V LTE Band 4 BW20 CH20175

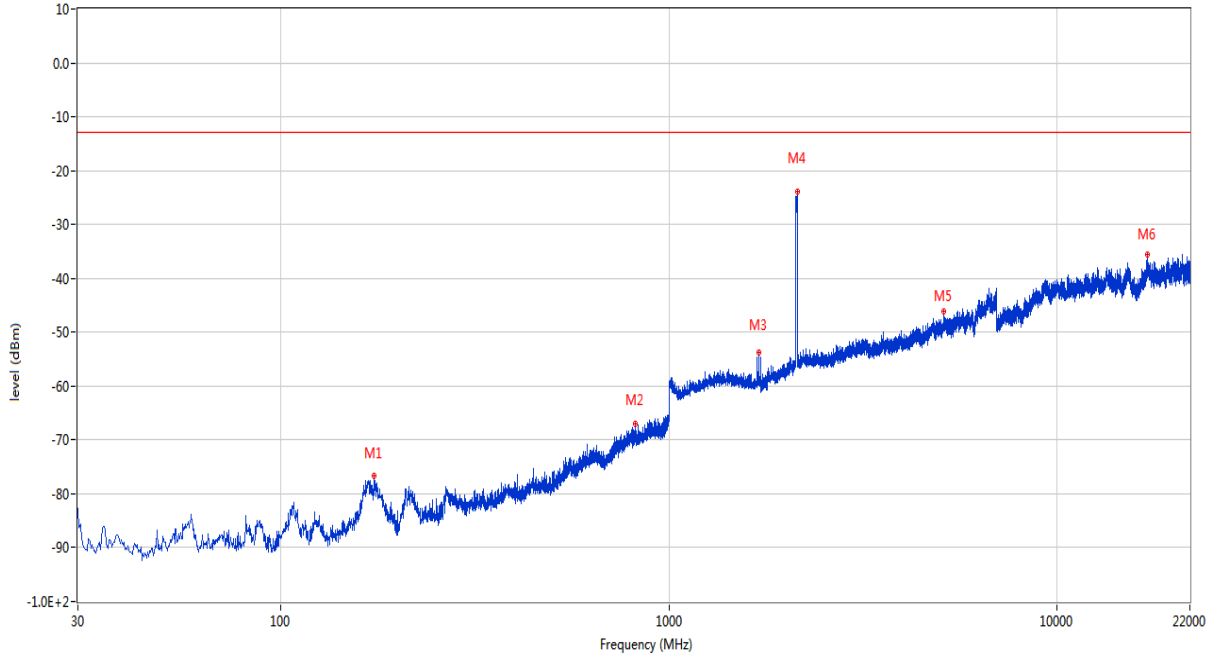
RSE Test case_FCC PART22&24&27_FCC PART 27_1700_WCDMA B4<E B4



Frequency (MHz)	Result (dBm)	Factor (dB)	PK Limit (dBm)	Over Limit (dB)	Table (o)	ANT	EUT	Verdict
176.227	-76.30	-15.08	-13.0	-63.30	173.00	Vertical	Vertical	Pass
832.675	-66.44	1.18	-13.0	-53.44	361.00	Vertical	Vertical	Pass
1688.500	-53.70	-5.12	-13.0	-40.70	245.00	Vertical	Vertical	N/A
2127.500	-30.46	-2.25	-13.0	-17.46	288.00	Vertical	Vertical	N/A
6682.000	-41.96	12.11	-13.0	-28.96	298.00	Vertical	Vertical	Pass
17150.687	-36.11	17.85	-13.0	-23.11	329.00	Vertical	Vertical	Pass

RSE-H&V LTE Band 4 BW20 CH20175

RSE Test case_FCC PART22&24&27_FCC PART 27_1700_WCDMA B4<E B4



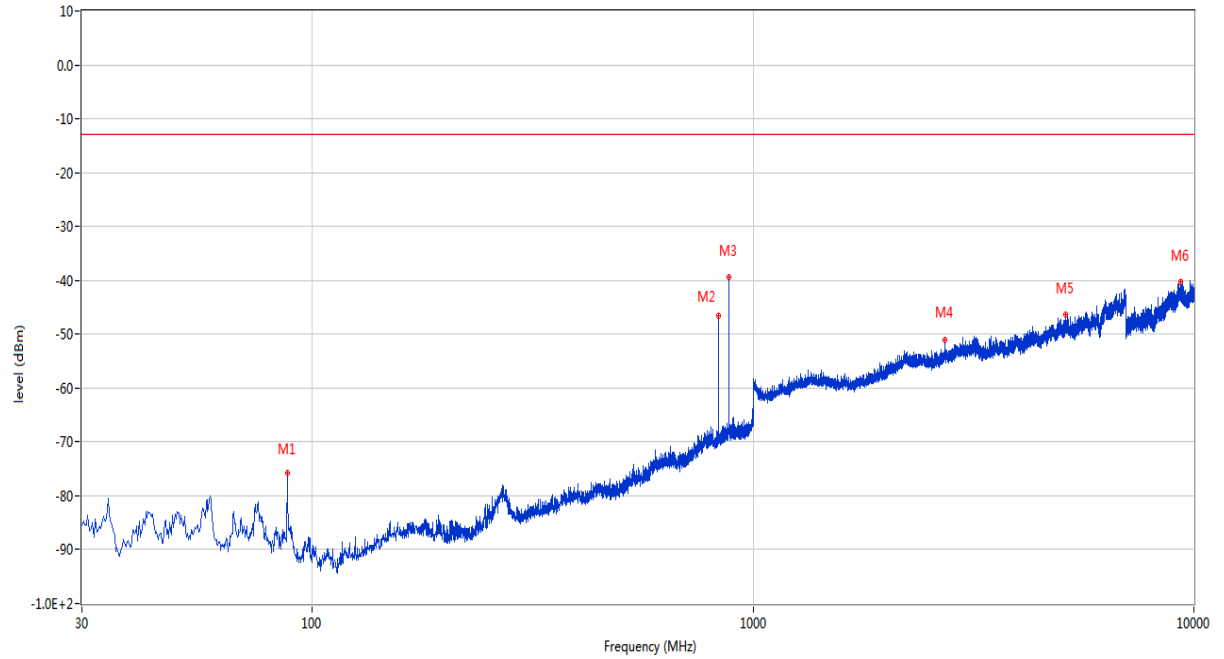
Frequency (MHz)	Result (dBm)	Factor (dB)	PK Limit (dBm)	Over Limit (dB)	Table (o)	ANT	EUT	Verdict
173.803	-76.59	-15.06	-13.0	-63.59	-3.00	Horizontal	Vertical	Pass
818.125	-66.99	1.20	-13.0	-53.99	316.00	Horizontal	Vertical	Pass
1701.500	-53.65	-4.22	-13.0	-40.65	170.00	Horizontal	Vertical	N/A
2141.000	-23.87	-2.25	-13.0	-10.87	107.00	Horizontal	Vertical	N/A
5111.000	-46.04	8.14	-13.0	-33.04	282.00	Horizontal	Vertical	Pass
17090.562	-35.47	18.92	-13.0	-22.47	360.00	Horizontal	Vertical	Pass

30 LTE Band 5

30.1 LTE Band 5 BW1.4, Middle Channel

RSE-V&V LTE Band 5 BW1.4 CH20525

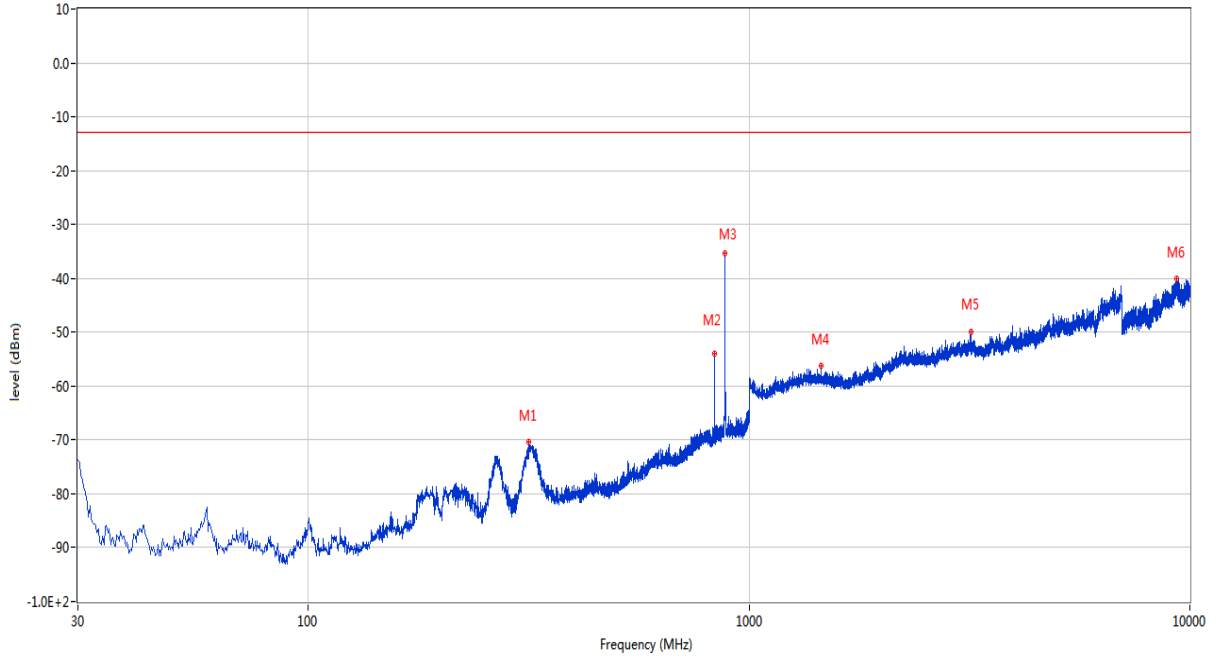
RSE Test case_FCC PART22&24&27_FCC PART 22_850_GSM 850&CDMA BC0&WCDMA B5<E B5&26



Frequency (MHz)	Result (dBm)	Factor (dB)	PK Limit (dBm)	Over Limit (dB)	Table (o)	ANT	EUT	Verdict
87.715	-75.83	-21.75	-13.0	-62.83	199.00	Vertical	Vertical	Pass
836.070	-46.55	2.30	-13.0	-33.55	-1.00	Vertical	Vertical	N/A
881.175	-39.45	2.86	-13.0	-26.45	294.00	Vertical	Vertical	N/A
2725.000	-50.96	0.56	-13.0	-37.96	34.00	Vertical	Vertical	Pass
5116.000	-46.44	8.23	-13.0	-33.44	0.00	Vertical	Vertical	Pass
9330.250	-40.27	17.41	-13.0	-27.27	360.00	Vertical	Vertical	Pass

RSE-H&V LTE Band 5 BW1.4 CH20525

RSE Test case_FCC PART22&24&27_FCC PART 22_850_GSM 850&CDMA BC0&WCDMA B5<E B5&26

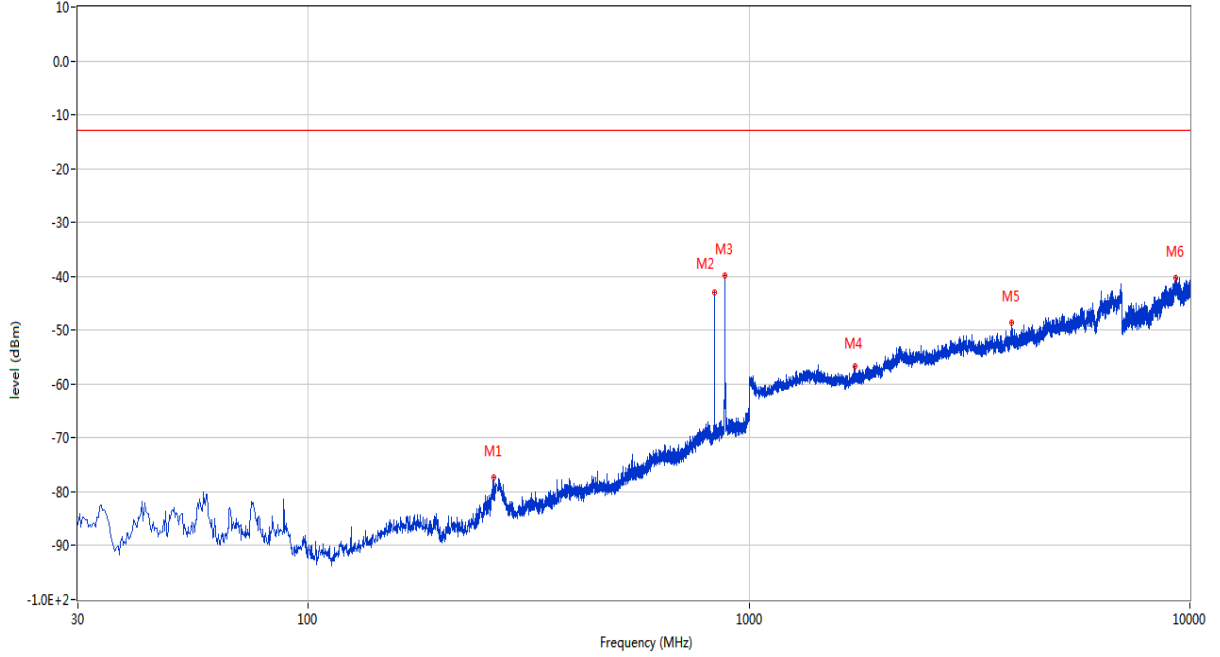


Frequency (MHz)	Result (dBm)	Factor (dB)	PK Limit (dBm)	Over Limit (dB)	Table (o)	ANT	EUT	Verdict
316.635	-70.33	-12.16	-13.0	-57.33	25.00	Horizontal	Vertical	Pass
836.070	-53.97	2.30	-13.0	-40.97	-1.00	Horizontal	Vertical	N/A
881.660	-35.44	2.88	-13.0	-22.44	185.00	Horizontal	Vertical	N/A
1454.000	-56.15	-4.59	-13.0	-43.15	125.00	Horizontal	Vertical	Pass
3183.000	-49.87	3.21	-13.0	-36.87	330.00	Horizontal	Vertical	Pass
9348.250	-40.05	17.12	-13.0	-27.05	77.00	Horizontal	Vertical	Pass

30.2 LTE Band 5 BW3, Middle Channel

RSE-V&V LTE Band 5 BW3 CH20525

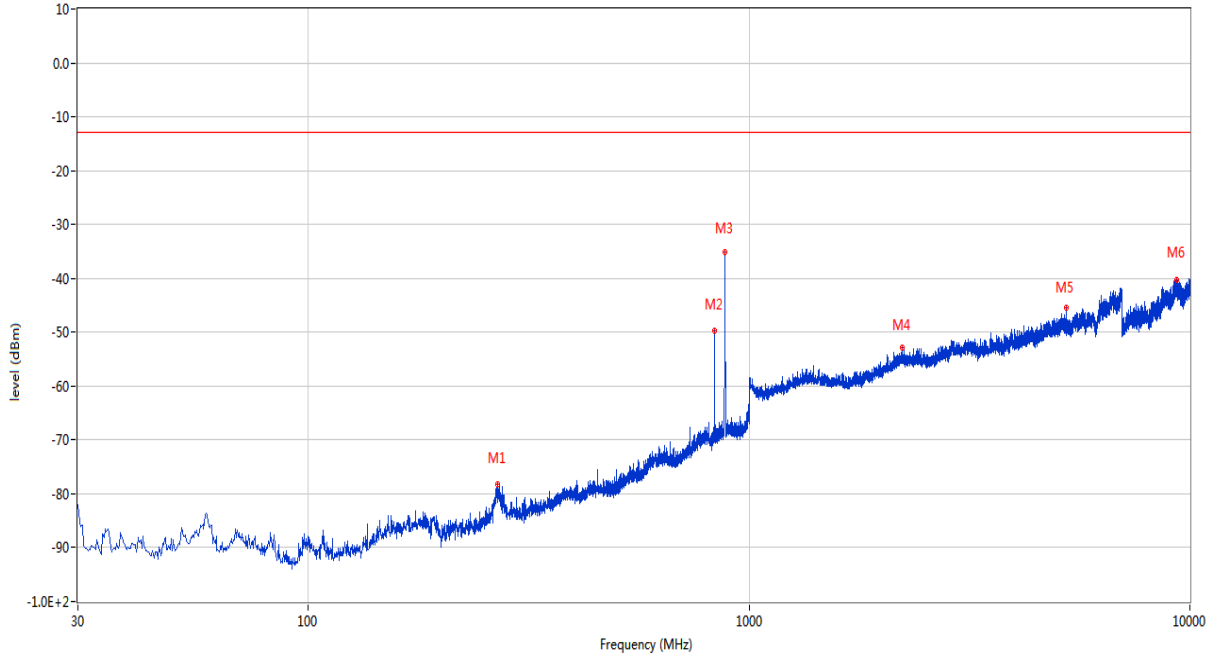
RSE Test case_FCC PART22&24&27_FCC PART 22_850_GSM 850&CDMA BC0&WCDMA B5<E B5&26



Frequency (MHz)	Result (dBm)	Factor (dB)	PK Limit (dBm)	Over Limit (dB)	Table (o)	ANT	EUT	Verdict
263.285	-77.44	-13.87	-13.0	-64.44	334.00	Vertical	Vertical	Pass
835.343	-42.89	2.28	-13.0	-29.89	114.00	Vertical	Vertical	N/A
881.660	-39.84	2.88	-13.0	-26.84	286.00	Vertical	Vertical	N/A
1735.000	-56.66	-4.82	-13.0	-43.66	14.00	Vertical	Vertical	Pass
3950.000	-48.68	6.43	-13.0	-35.68	1.00	Vertical	Vertical	Pass
9284.500	-40.18	17.36	-13.0	-27.18	0.00	Vertical	Vertical	Pass

RSE-H&V LTE Band 5 BW3 CH20525

RSE Test case_FCC PART22&24&27_FCC PART 22_850_GSM 850&CDMA BC0&WCDMA B5<E B5&26

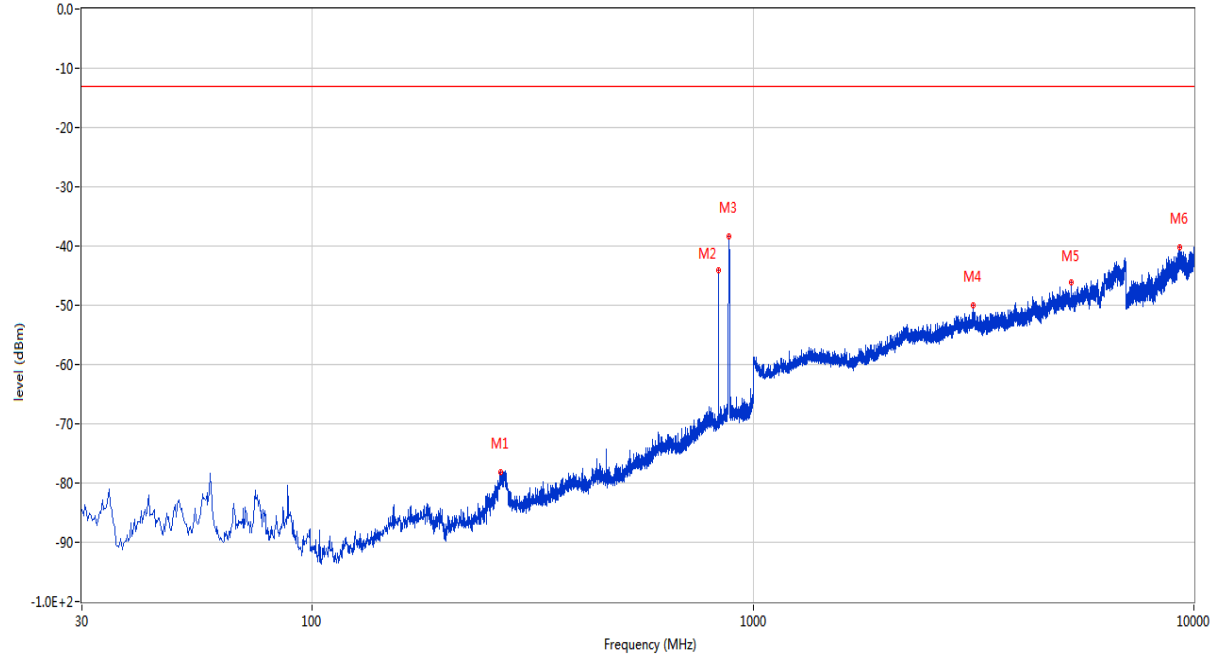


Frequency (MHz)	Result (dBm)	Factor (dB)	PK Limit (dBm)	Over Limit (dB)	Table (o)	ANT	EUT	Verdict
268.378	-78.30	-13.07	-13.0	-65.30	51.00	Horizontal	Vertical	Pass
835.100	-49.79	2.27	-13.0	-36.79	33.00	Horizontal	Vertical	N/A
882.388	-35.03	2.91	-13.0	-22.03	159.00	Horizontal	Vertical	N/A
2221.500	-52.96	-0.37	-13.0	-39.96	79.00	Horizontal	Vertical	Pass
5234.000	-45.39	7.50	-13.0	-32.39	304.00	Horizontal	Vertical	Pass
9342.250	-40.27	17.14	-13.0	-27.27	212.00	Horizontal	Vertical	Pass

30.3 LTE Band 5 BW5, Middle Channel

RSE-V&V LTE Band 5 BW5 CH20525

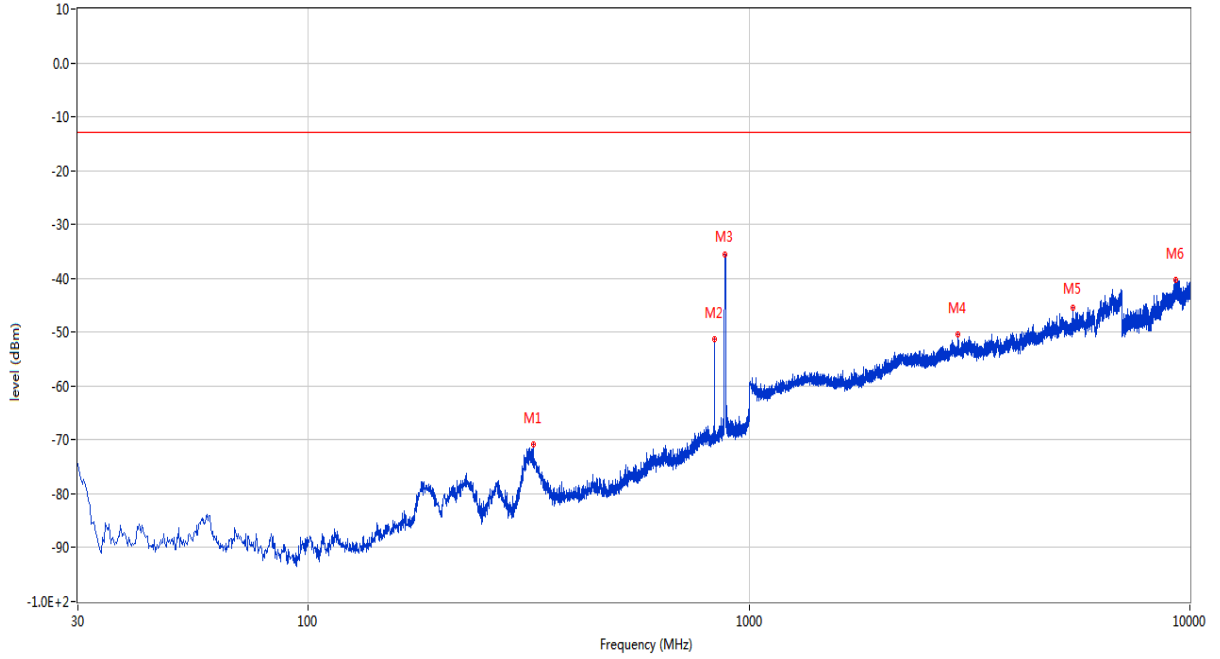
RSE Test case_FCC PART22&24&27_FCC PART 22_850_GSM 850&CDMA BC0&WCDMA B5<E B5&26



Frequency (MHz)	Result (dBm)	Factor (dB)	PK Limit (dBm)	Over Limit (dB)	Table (o)	ANT	EUT	Verdict
267.165	-78.20	-13.28	-13.0	-65.20	310.00	Vertical	Vertical	Pass
834.372	-44.01	2.25	-13.0	-31.01	74.00	Vertical	Vertical	N/A
879.478	-38.42	2.78	-13.0	-25.42	299.00	Vertical	Vertical	N/A
3164.000	-50.09	3.88	-13.0	-37.09	312.00	Vertical	Vertical	Pass
5268.000	-46.20	7.34	-13.0	-33.20	327.00	Vertical	Vertical	Pass
9292.750	-40.24	17.54	-13.0	-27.24	347.00	Vertical	Vertical	Pass

RSE-H&V LTE Band 5 BW5 CH20525

RSE Test case_FCC PART22&24&27_FCC PART 22_850_GSM 850&CDMA BC0&WCDMA B5<E B5&26

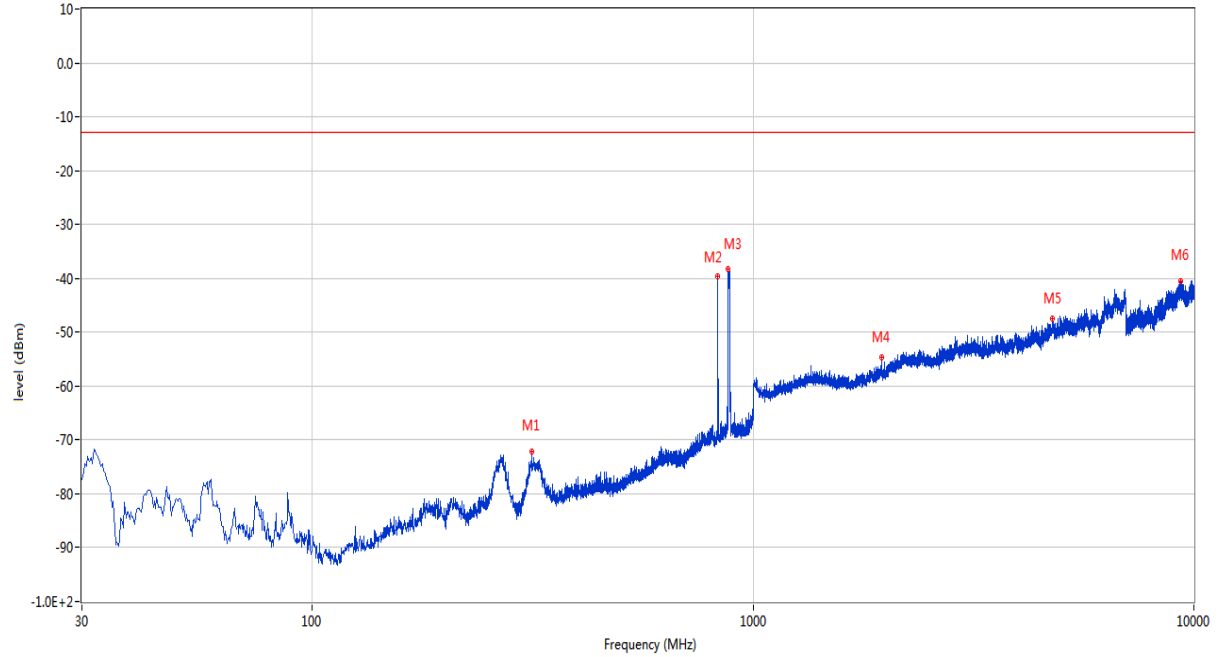


Frequency (MHz)	Result (dBm)	Factor (dB)	PK Limit (dBm)	Over Limit (dB)	Table (o)	ANT	EUT	Verdict
323.910	-70.78	-11.92	-13.0	-57.78	312.00	Horizontal	Vertical	Pass
834.372	-51.34	2.25	-13.0	-38.34	360.00	Horizontal	Vertical	N/A
880.205	-35.48	2.82	-13.0	-22.48	175.00	Horizontal	Vertical	N/A
2973.000	-50.39	2.36	-13.0	-37.39	246.00	Horizontal	Vertical	Pass
5440.000	-45.56	8.43	-13.0	-32.56	152.00	Horizontal	Vertical	Pass
9297.250	-40.19	17.65	-13.0	-27.19	1.00	Horizontal	Vertical	Pass

30.4 LTE Band 5 BW10, Middle Channel

RSE-V&V LTE Band 5 BW10 CH20525

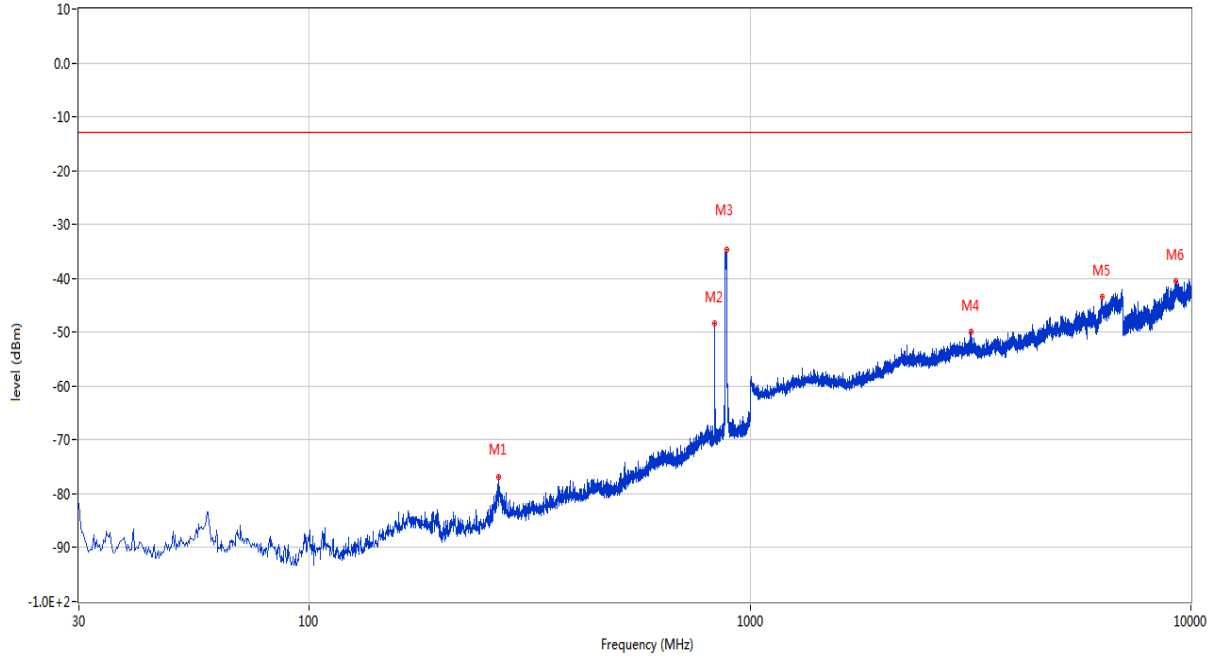
RSE Test case_FCC PART22&24&27_FCC PART 22_850_GSM 850&CDMA BC0&WCDMA B5<E B5&26



Frequency (MHz)	Result (dBm)	Factor (dB)	PK Limit (dBm)	Over Limit (dB)	Table (o)	ANT	EUT	Verdict
314.453	-72.15	-12.37	-13.0	-59.15	249.00	Vertical	Vertical	Pass
832.190	-39.61	2.19	-13.0	-26.61	11.00	Vertical	Vertical	N/A
877.537	-38.37	2.67	-13.0	-25.37	301.00	Vertical	Vertical	N/A
1954.500	-54.72	-3.32	-13.0	-41.72	1.00	Vertical	Vertical	Pass
4766.000	-47.47	7.84	-13.0	-34.47	265.00	Vertical	Vertical	Pass
9353.500	-40.56	17.10	-13.0	-27.56	363.00	Vertical	Vertical	Pass

RSE-H&V LTE Band 5 BW10 CH20525

RSE Test case_FCC PART22&24&27_FCC PART 22_850_GSM 850&CDMA BC0&WCDMA B5<E B5&26

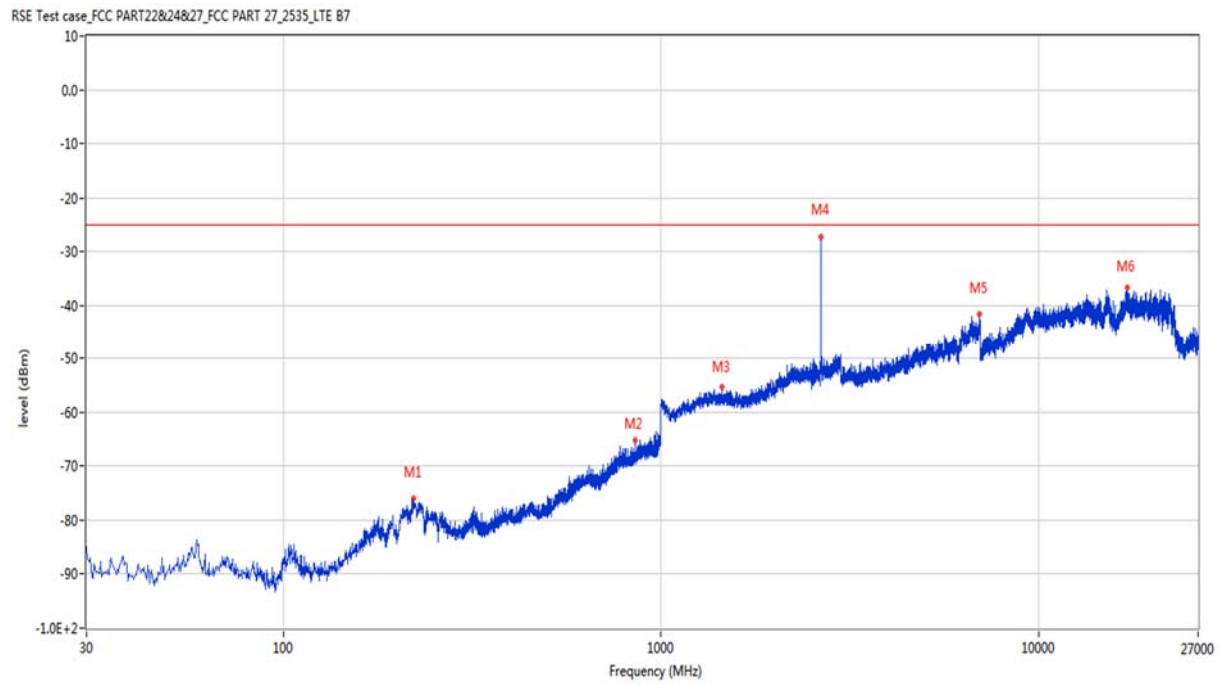


Frequency (MHz)	Result (dBm)	Factor (dB)	PK Limit (dBm)	Over Limit (dB)	Table (o)	ANT	EUT	Verdict
268.862	-76.81	-13.07	-13.0	-63.81	71.00	Horizontal	Vertical	Pass
832.190	-48.34	2.19	-13.0	-35.34	7.00	Horizontal	Vertical	N/A
885.297	-34.75	2.96	-13.0	-21.75	169.00	Horizontal	Vertical	N/A
3176.000	-49.89	3.79	-13.0	-36.89	66.00	Horizontal	Vertical	Pass
6288.000	-43.49	11.69	-13.0	-30.49	20.00	Horizontal	Vertical	Pass
9250.000	-40.41	17.12	-13.0	-27.41	333.00	Horizontal	Vertical	Pass

31 LTE Band 7

31.1 LTE Band 7 BW5, Middle Channel

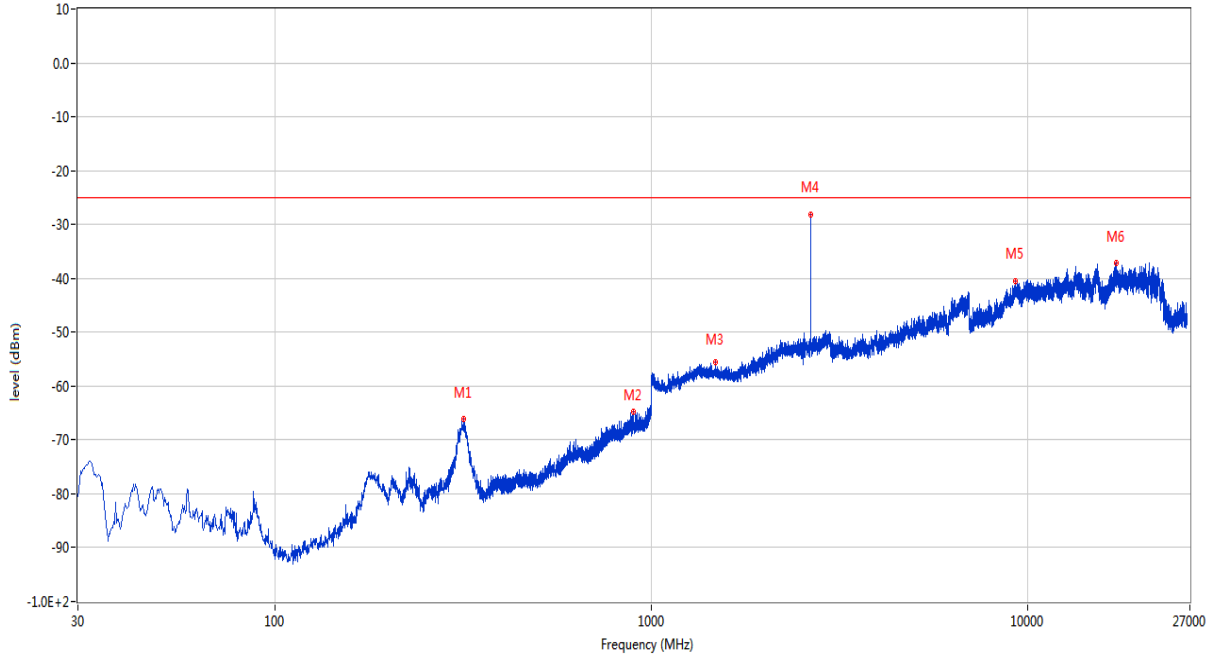
RSE-H&H LTE Band 7 BW5 CH21100



Frequency (MHz)	Result (dBm)	Factor (dB)	PK Limit (dBm)	Over Limit (dB)	Table (o)	ANT	EUT	Verdict
221.090	-76.04	-16.02	-25.0	-51.04	238.00	Horizontal	Horizontal	Pass
855.713	-65.19	3.17	-25.0	-40.19	59.00	Horizontal	Horizontal	Pass
1452.500	-55.22	-3.01	-25.0	-30.22	121.00	Horizontal	Horizontal	Pass
2654.500	-27.16	2.21	-25.0	-2.16	131.00	Horizontal	Horizontal	N/A
6977.000	-41.70	13.94	-25.0	-16.70	194.00	Horizontal	Horizontal	Pass
17215.126	-36.67	18.19	-25.0	-11.67	51.00	Horizontal	Horizontal	Pass

RSE-V&H LTE Band 7 BW5 CH21100

RSE Test case_FCC PART22&24&27_FCC PART 27_2535_LTE B7

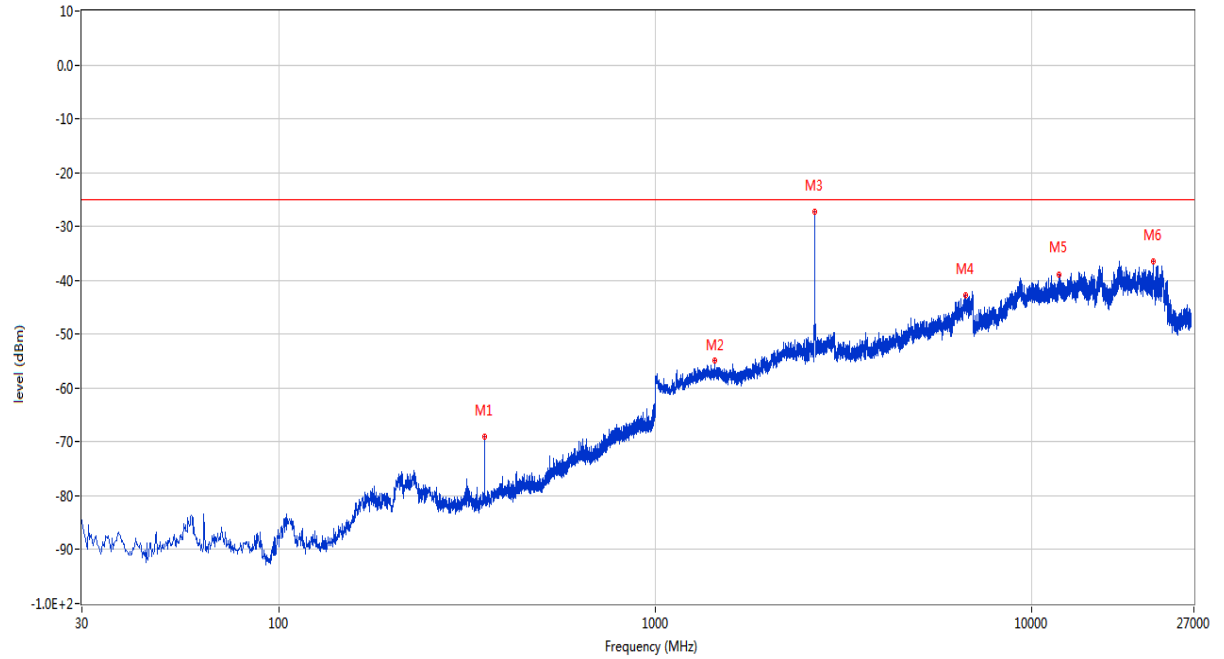


Frequency (MHz)	Result (dBm)	Factor (dB)	PK Limit (dBm)	Over Limit (dB)	Table (o)	ANT	EUT	Verdict
317.847	-66.15	-11.41	-25.0	-41.15	329.00	Vertical	Horizontal	Pass
895.482	-64.73	4.36	-25.0	-39.73	323.00	Vertical	Horizontal	Pass
1483.000	-55.53	-3.21	-25.0	-30.53	112.00	Vertical	Horizontal	Pass
2654.000	-28.08	2.20	-25.0	-3.08	132.00	Vertical	Horizontal	N/A
9298.562	-40.44	17.68	-25.0	-15.44	321.00	Vertical	Horizontal	Pass
17199.374	-37.10	18.55	-25.0	-12.10	-2.00	Vertical	Horizontal	Pass

31.2 LTE Band 7 BW10, Middle Channel

RSE-H&H LTE Band 7 BW10 CH21100

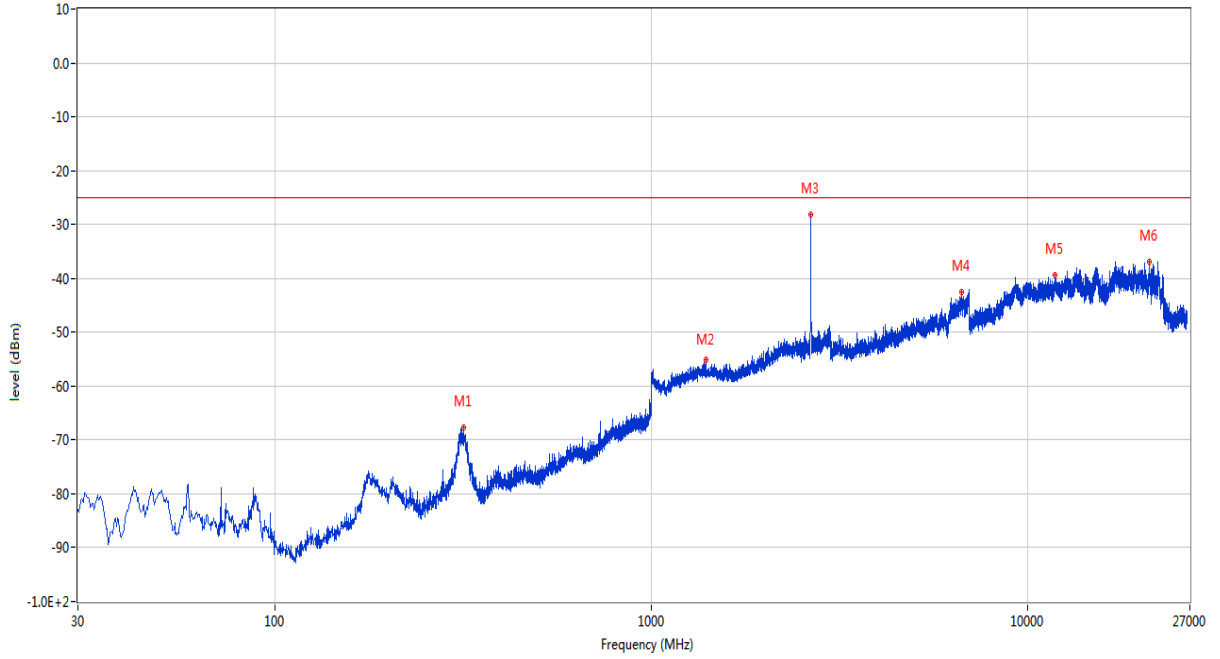
RSE Test case_FCC PART22&24&27_FCC PART 27_2535_LTE B7



Frequency (MHz)	Result (dBm)	Factor (dB)	PK Limit (dBm)	Over Limit (dB)	Table (o)	ANT	EUT	Verdict
352.525	-69.04	-10.24	-25.0	-44.04	128.00	Horizontal	Horizontal	Pass
1441.500	-54.78	-2.90	-25.0	-29.78	163.00	Horizontal	Horizontal	Pass
2657.500	-27.25	2.23	-25.0	-2.25	134.00	Horizontal	Horizontal	N/A
6670.000	-42.75	11.84	-25.0	-17.75	16.00	Horizontal	Horizontal	Pass
11815.625	-39.03	18.58	-25.0	-14.03	67.00	Horizontal	Horizontal	Pass
21023.875	-36.49	23.26	-25.0	-11.49	77.00	Horizontal	Horizontal	Pass

RSE-V&H LTE Band 7 BW10 CH21100

RSE Test case_FCC PART22&24&27_FCC PART 27_2535_LTE B7

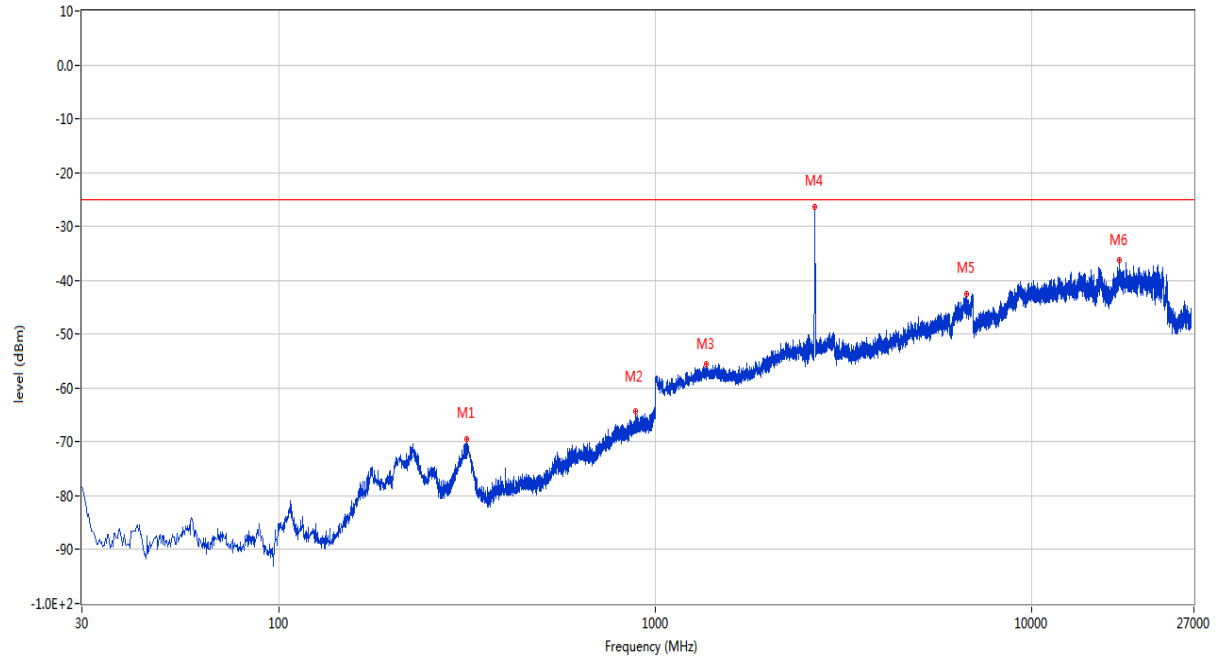


Frequency (MHz)	Result (dBm)	Factor (dB)	PK Limit (dBm)	Over Limit (dB)	Table (o)	ANT	EUT	Verdict
317.605	-67.74	-11.42	-25.0	-42.74	329.00	Vertical	Horizontal	Pass
1397.500	-55.09	-2.90	-25.0	-30.09	347.00	Vertical	Horizontal	Pass
2655.000	-28.19	2.18	-25.0	-3.19	99.00	Vertical	Horizontal	N/A
6686.000	-42.59	11.94	-25.0	-17.59	275.00	Vertical	Horizontal	Pass
11835.750	-39.48	18.80	-25.0	-14.48	121.00	Vertical	Horizontal	Pass
21040.876	-36.88	23.27	-25.0	-11.88	292.00	Vertical	Horizontal	Pass

31.3 LTE Band 7 BW15, Middle Channel

RSE-H&H LTE Band 7 BW15 CH21100

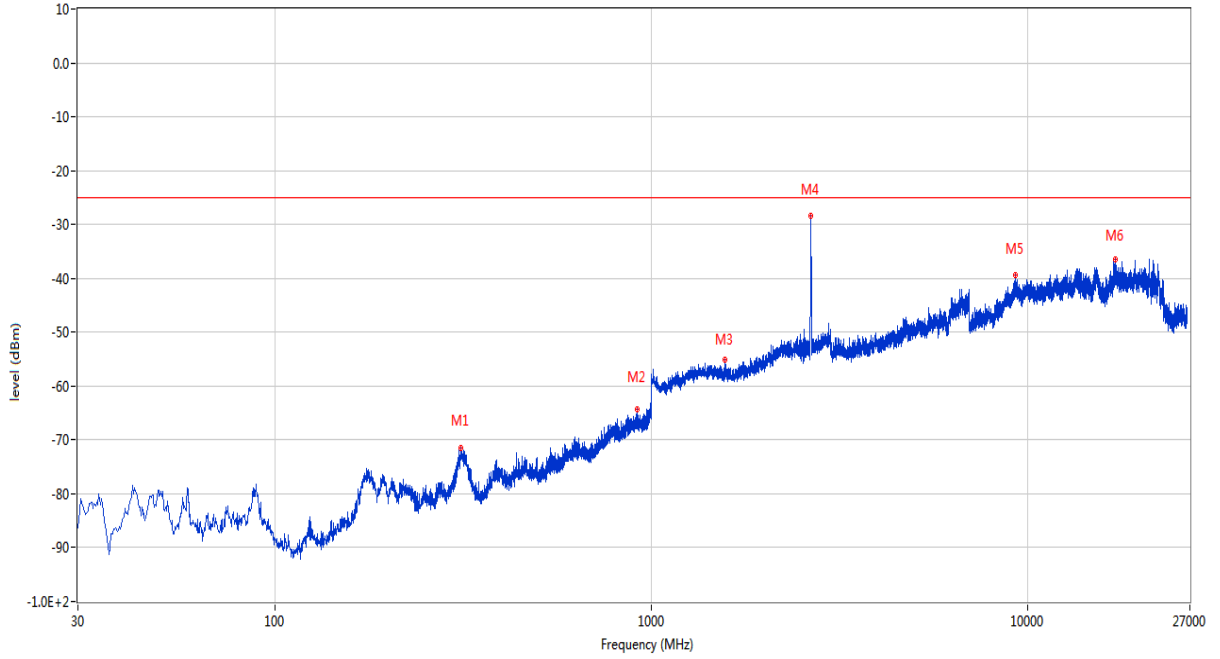
RSE Test case_FCC PART22&24&27_FCC PART 27_2535_LTE B7



Frequency (MHz)	Result (dBm)	Factor (dB)	PK Limit (dBm)	Over Limit (dB)	Table (o)	ANT	EUT	Verdict
315.422	-69.56	-11.56	-25.0	-44.56	292.00	Horizontal	Horizontal	Pass
887.722	-64.23	4.32	-25.0	-39.23	157.00	Horizontal	Horizontal	Pass
1364.500	-55.54	-2.88	-25.0	-30.54	235.00	Horizontal	Horizontal	Pass
2651.500	-26.35	2.13	-25.0	-1.35	142.00	Horizontal	Horizontal	N/A
6737.000	-42.48	11.84	-25.0	-17.48	145.00	Horizontal	Horizontal	Pass
17104.874	-36.35	19.36	-25.0	-11.35	74.00	Horizontal	Horizontal	Pass

RSE-V&H LTE Band 7 BW15 CH21100

RSE Test case_FCC PART22&24&27_FCC PART 27_2535_LTE B7

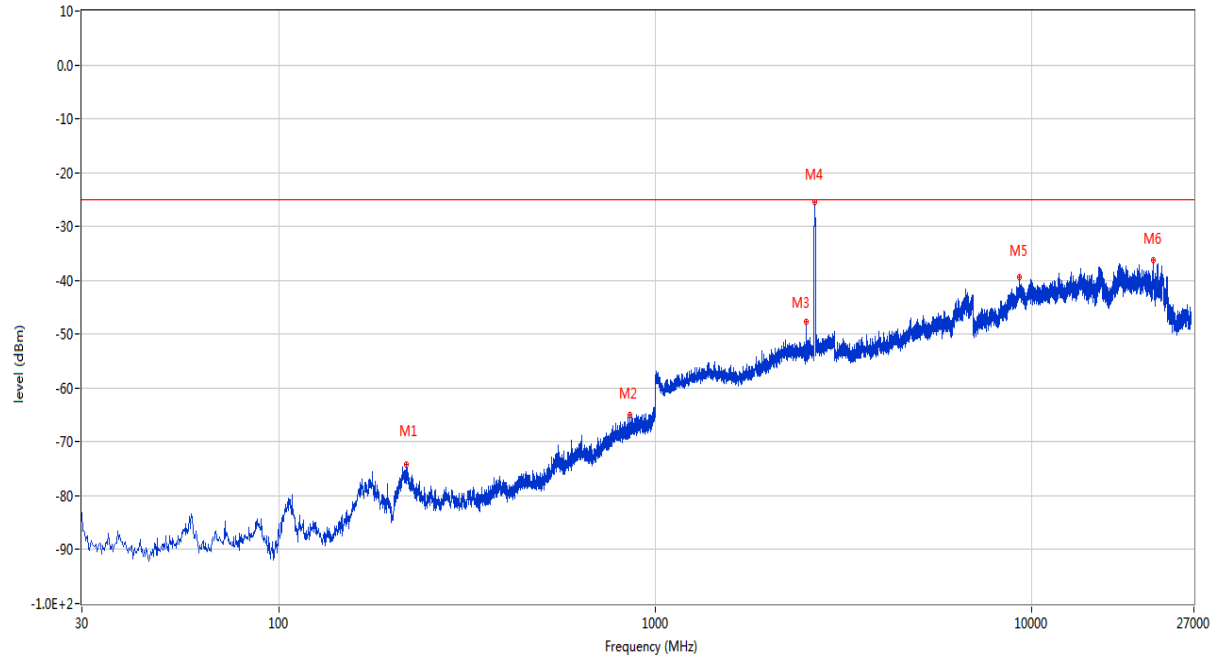


Frequency (MHz)	Result (dBm)	Factor (dB)	PK Limit (dBm)	Over Limit (dB)	Table (o)	ANT	EUT	Verdict
312.513	-71.38	-11.57	-25.0	-46.38	-1.00	Vertical	Horizontal	Pass
919.975	-64.23	4.56	-25.0	-39.23	57.00	Vertical	Horizontal	Pass
1575.000	-55.06	-3.50	-25.0	-30.06	100.00	Vertical	Horizontal	Pass
2660.500	-28.40	2.18	-25.0	-3.40	190.00	Vertical	Horizontal	N/A
9285.625	-39.49	17.38	-25.0	-14.49	288.00	Vertical	Horizontal	Pass
17106.187	-36.47	19.33	-25.0	-11.47	-3.00	Vertical	Horizontal	Pass

31.4 LTE Band 7 BW20, Middle Channel

RSE-H&H LTE Band 7 BW20 CH21100

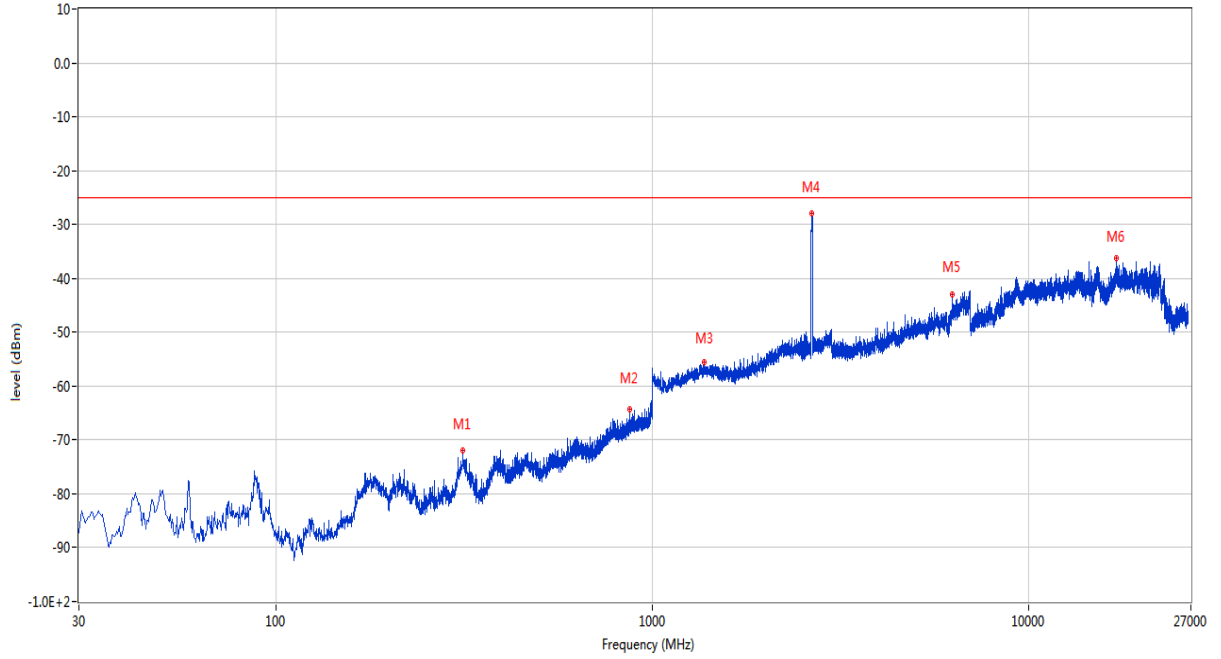
RSE Test case_FCC PART22&24&27_FCC PART 27_2535_LTE B7



Frequency (MHz)	Result (dBm)	Factor (dB)	PK Limit (dBm)	Over Limit (dB)	Table (o)	ANT	EUT	Verdict
217.695	-74.27	-16.40	-25.0	-49.27	204.00	Horizontal	Horizontal	Pass
854.742	-65.03	2.97	-25.0	-40.03	136.00	Horizontal	Horizontal	Pass
2526.500	-47.66	2.62	-25.0	-22.66	156.00	Horizontal	Horizontal	N/A
2654.000	-25.37	2.20	-25.0	-0.37	129.00	Horizontal	Horizontal	N/A
9295.688	-39.48	17.61	-25.0	-14.48	359.00	Horizontal	Horizontal	Pass
21030.250	-36.15	23.26	-25.0	-11.15	24.00	Horizontal	Horizontal	Pass

RSE-V&H LTE Band 7 BW20 CH21100

RSE Test case_FCC PART22&24&27_FCC PART 27_2535_LTE B7



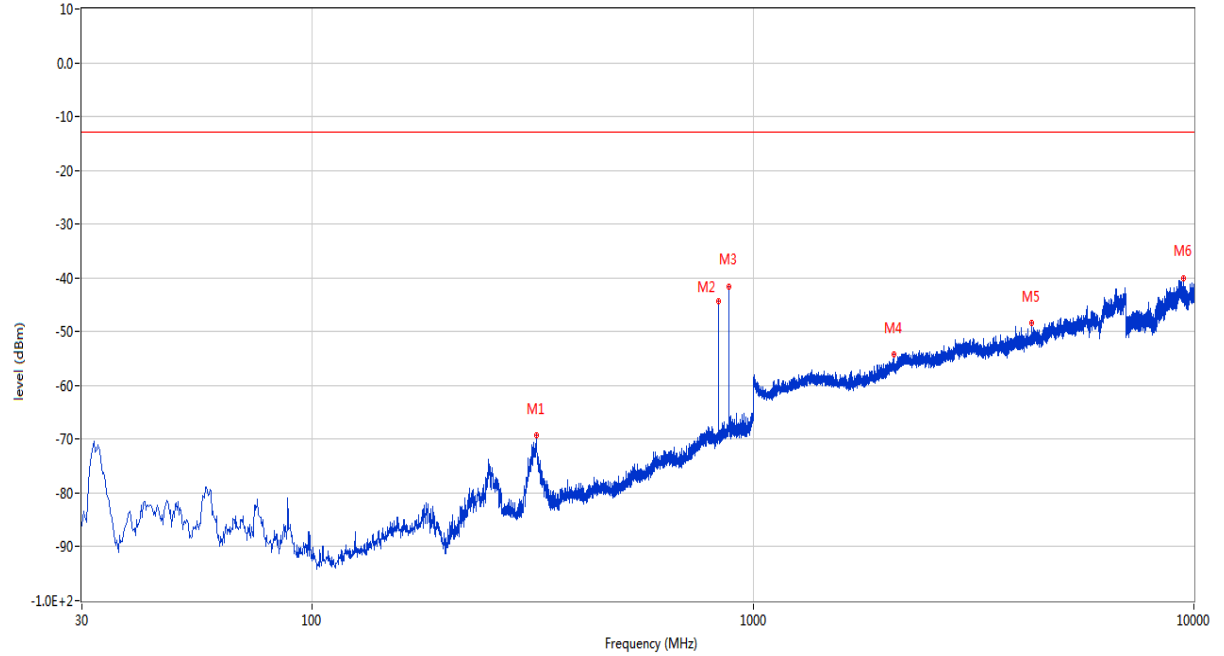
Frequency (MHz)	Result (dBm)	Factor (dB)	PK Limit (dBm)	Over Limit (dB)	Table (o)	ANT	EUT	Verdict
314.210	-71.92	-11.59	-25.0	-46.92	306.00	Vertical	Horizontal	Pass
870.748	-64.30	3.69	-25.0	-39.30	97.00	Vertical	Horizontal	Pass
1379.000	-55.58	-2.91	-25.0	-30.58	329.00	Vertical	Horizontal	Pass
2662.500	-27.90	2.33	-25.0	-2.90	196.00	Vertical	Horizontal	N/A
6280.000	-43.01	11.65	-25.0	-18.01	18.00	Vertical	Horizontal	Pass
17091.750	-36.28	18.99	-25.0	-11.28	108.00	Vertical	Horizontal	Pass

32 LTE Band 26 (Part22)

32.1 LTE Band 26 (Part22) BW1.4, Middle Channel

RSE-V&V LTE Band 26 (Part22) BW1.4 CH26915

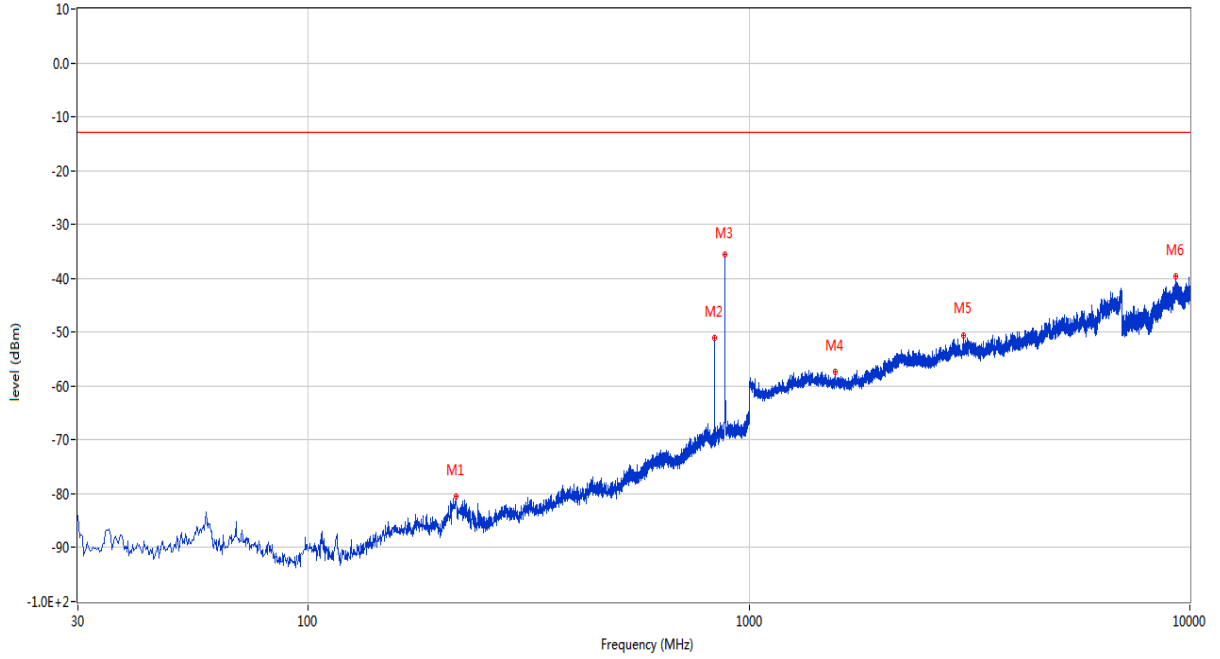
RSE Test case_FCC PART22&24&27_FCC PART 22_850_GSM 850&CDMA BC0&WCDMA B5<E B5&26



Frequency (MHz)	Result (dBm)	Factor (dB)	PK Limit (dBm)	Over Limit (dB)	Table (o)	ANT	EUT	Verdict
321.970	-69.29	-12.00	-13.0	-56.29	360.00	Vertical	Vertical	Pass
836.070	-44.44	2.30	-13.0	-31.44	351.00	Vertical	Vertical	N/A
881.903	-41.57	2.89	-13.0	-28.57	305.00	Vertical	Vertical	N/A
2082.500	-54.24	-2.47	-13.0	-41.24	141.00	Vertical	Vertical	Pass
4277.000	-48.32	6.24	-13.0	-35.32	273.00	Vertical	Vertical	Pass
9457.750	-40.14	17.25	-13.0	-27.14	178.00	Vertical	Vertical	Pass

RSE-H&V LTE Band 26 (Part22) BW1.4 CH26915

RSE Test case_FCC PART22&24&27_FCC PART 22_850_GSM 850&CDMA BC0&WCDMA B5<E B5&26

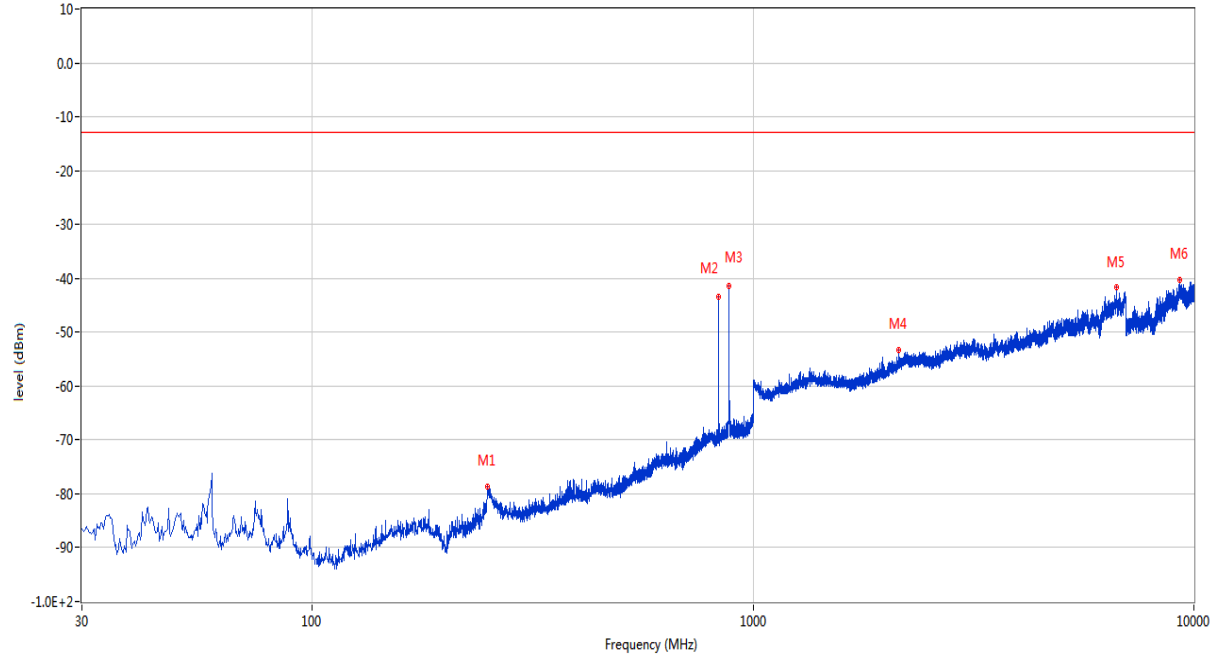


Frequency (MHz)	Result (dBm)	Factor (dB)	PK Limit (dBm)	Over Limit (dB)	Table (o)	ANT	EUT	Verdict
216.240	-80.52	-17.12	-13.0	-67.52	73.00	Horizontal	Vertical	Pass
836.070	-51.09	2.30	-13.0	-38.09	336.00	Horizontal	Vertical	N/A
881.417	-35.47	2.87	-13.0	-22.47	177.00	Horizontal	Vertical	N/A
1569.000	-57.24	-5.20	-13.0	-44.24	135.00	Horizontal	Vertical	Pass
3064.000	-50.71	4.04	-13.0	-37.71	331.00	Horizontal	Vertical	Pass
9305.500	-39.54	17.70	-13.0	-26.54	259.00	Horizontal	Vertical	Pass

32.2 LTE Band 26 (Part22) BW3, Middle Channel

RSE-V&V LTE Band 26 (Part22) BW3 CH26915

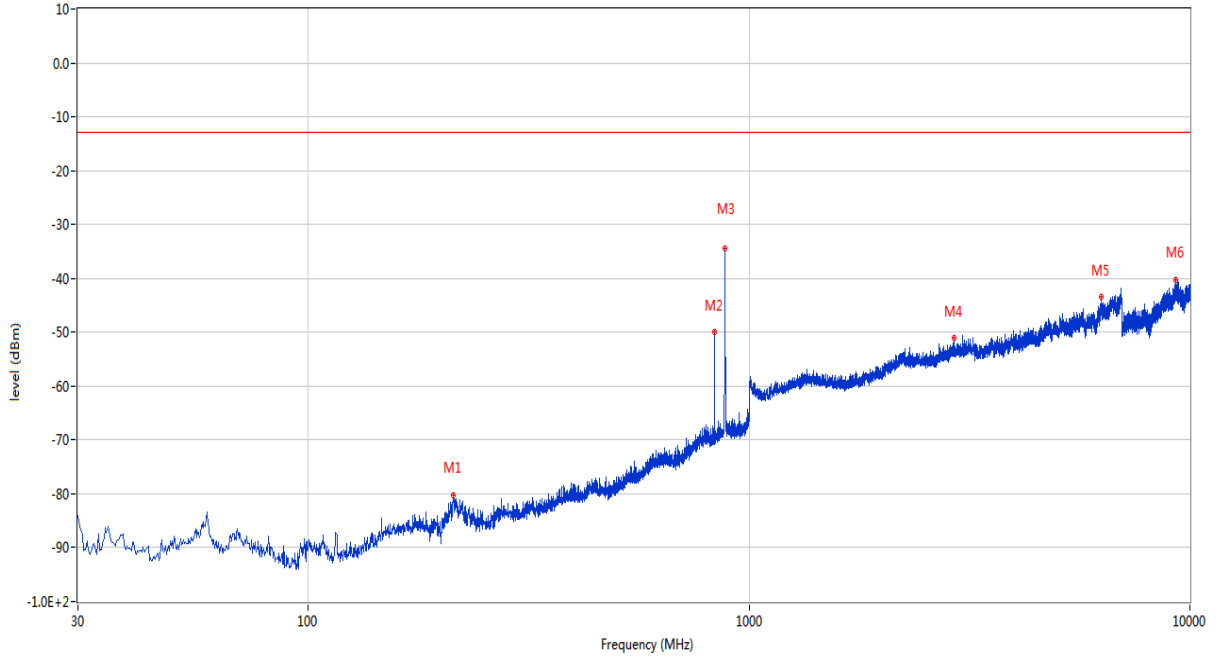
RSE Test case_FCC PART22&24&27_FCC PART 22_850_GSM 850&CDMA BC0&WCDMA B5<E B5&26



Frequency (MHz)	Result (dBm)	Factor (dB)	PK Limit (dBm)	Over Limit (dB)	Table (o)	ANT	EUT	Verdict
249.947	-78.73	-14.65	-13.0	-65.73	350.00	Vertical	Vertical	Pass
835.343	-43.43	2.28	-13.0	-30.43	-1.00	Vertical	Vertical	N/A
882.630	-41.37	2.91	-13.0	-28.37	298.00	Vertical	Vertical	N/A
2137.000	-53.40	-2.03	-13.0	-40.40	351.00	Vertical	Vertical	Pass
6681.000	-41.71	12.07	-13.0	-28.71	349.00	Vertical	Vertical	Pass
9292.000	-40.26	17.53	-13.0	-27.26	361.00	Vertical	Vertical	Pass

RSE-H&V LTE Band 26 (Part22) BW3 CH26915

RSE Test case_FCC PART22&24&27_FCC PART 22_850_GSM 850&CDMA BC0&WCDMA B5<E B5&26

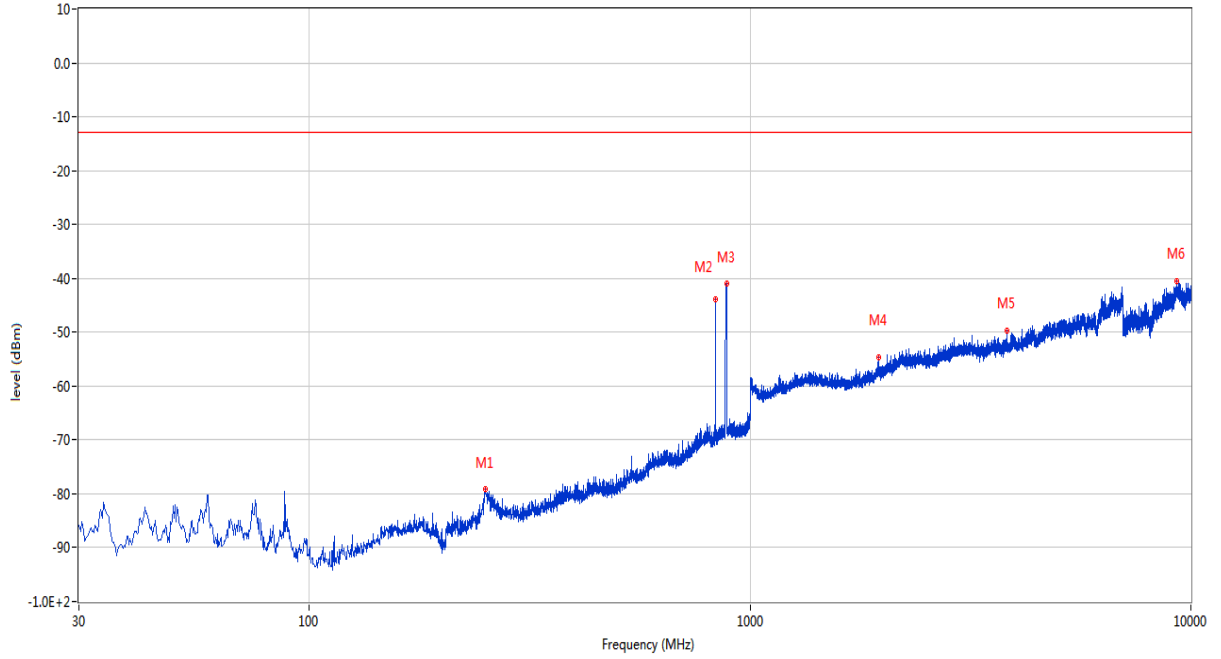


Frequency (MHz)	Result (dBm)	Factor (dB)	PK Limit (dBm)	Over Limit (dB)	Table (o)	ANT	EUT	Verdict
213.087	-80.18	-17.22	-13.0	-67.18	103.00	Horizontal	Vertical	Pass
835.343	-49.90	2.28	-13.0	-36.90	20.00	Horizontal	Vertical	N/A
881.903	-34.38	2.89	-13.0	-21.38	176.00	Horizontal	Vertical	N/A
2912.500	-51.08	2.92	-13.0	-38.08	209.00	Horizontal	Vertical	Pass
6290.000	-43.43	11.62	-13.0	-30.43	119.00	Horizontal	Vertical	Pass
9293.500	-40.19	17.56	-13.0	-27.19	187.00	Horizontal	Vertical	Pass

32.3 LTE Band 26 (Part22) BW5, Middle Channel

RSE-V&V LTE Band 26 (Part22) BW5 CH26915

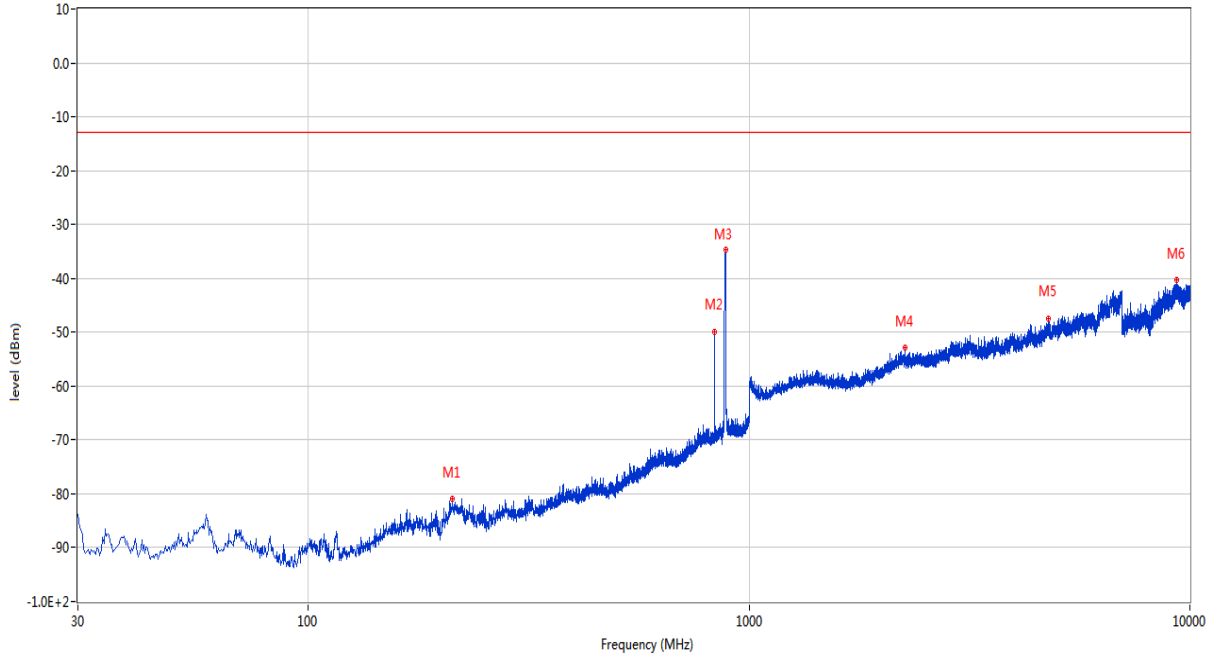
RSE Test case FCC PART22&24&27 FCC PART 22_850_GSM 850&CDMA BC0&WCDMA B5<E B5&26



Frequency (MHz)	Result (dBm)	Factor (dB)	PK Limit (dBm)	Over Limit (dB)	Table (o)	ANT	EUT	Verdict
250.432	-79.11	-14.60	-13.0	-66.11	344.00	Vertical	Vertical	Pass
834.372	-43.78	2.25	-13.0	-30.78	347.00	Vertical	Vertical	N/A
883.358	-40.93	2.92	-13.0	-27.93	316.00	Vertical	Vertical	N/A
1955.500	-54.66	-3.31	-13.0	-41.66	27.00	Vertical	Vertical	Pass
3817.000	-49.63	5.37	-13.0	-36.63	243.00	Vertical	Vertical	Pass
9291.250	-40.54	17.51	-13.0	-27.54	360.00	Vertical	Vertical	Pass

RSE-H&V LTE Band 26 (Part22) BW5 CH26915

RSE Test case_FCC PART22&24&27_FCC PART 22_850_GSM 850&CDMA BC0&WCDMA B5<E B5&26

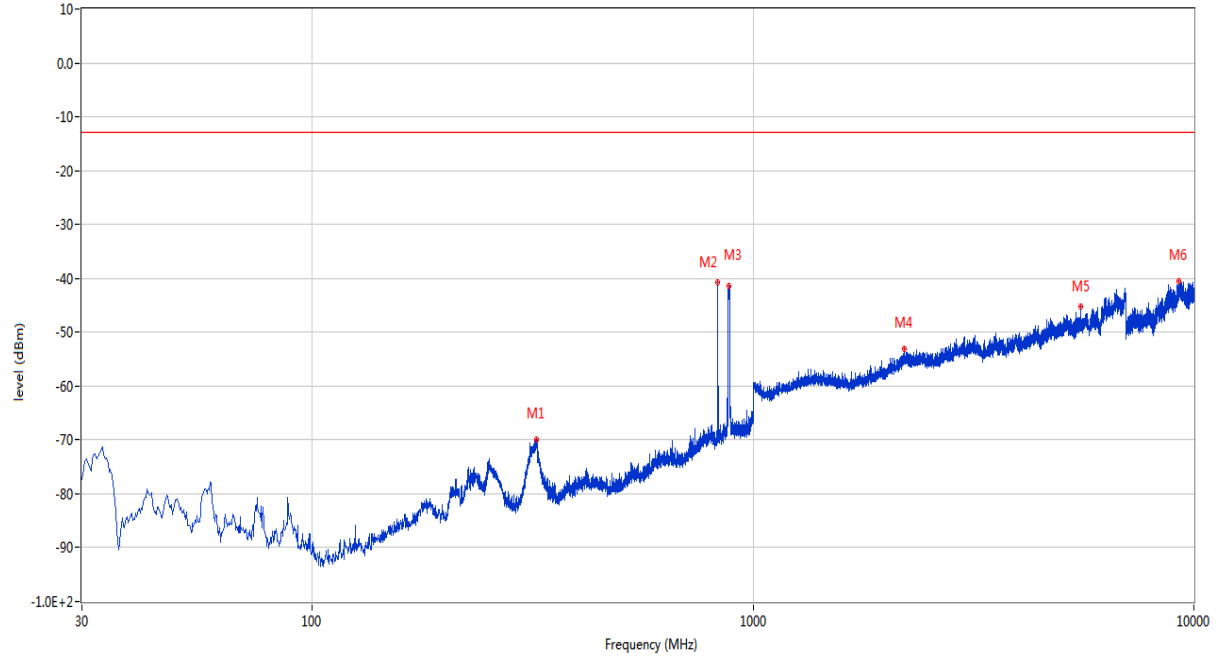


Frequency (MHz)	Result (dBm)	Factor (dB)	PK Limit (dBm)	Over Limit (dB)	Table (o)	ANT	EUT	Verdict
212.117	-80.88	-17.22	-13.0	-67.88	71.00	Horizontal	Vertical	Pass
834.372	-50.04	2.25	-13.0	-37.04	336.00	Horizontal	Vertical	N/A
883.358	-34.71	2.92	-13.0	-21.71	178.00	Horizontal	Vertical	N/A
2263.500	-52.89	-1.13	-13.0	-39.89	269.00	Horizontal	Vertical	Pass
4787.000	-47.41	8.18	-13.0	-34.41	30.00	Horizontal	Vertical	Pass
9334.000	-40.34	17.31	-13.0	-27.34	127.00	Horizontal	Vertical	Pass

32.4 LTE Band 26 (Part22) BW10, Middle Channel

RSE-V&V LTE Band 26 (Part22) BW10 CH26915

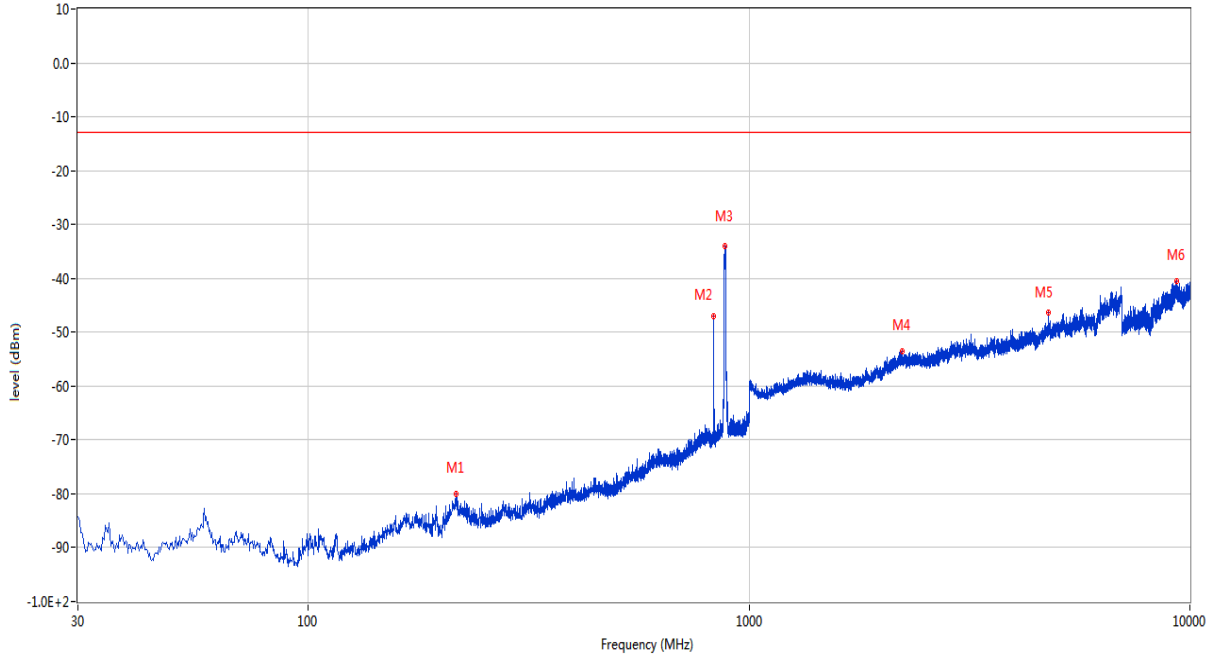
RSE Test case_FCC PART22&24&27_FCC PART 22_850_GSM 850&CDMA BC0&WCDMA B5<E B5&26



Frequency (MHz)	Result (dBm)	Factor (dB)	PK Limit (dBm)	Over Limit (dB)	Table (o)	ANT	EUT	Verdict
323.182	-69.94	-11.89	-13.0	-56.94	360.00	Vertical	Vertical	Pass
832.190	-40.73	2.19	-13.0	-27.73	71.00	Vertical	Vertical	N/A
880.932	-41.47	2.85	-13.0	-28.47	297.00	Vertical	Vertical	N/A
2199.000	-53.18	-1.04	-13.0	-40.18	335.00	Vertical	Vertical	Pass
5532.000	-45.27	8.50	-13.0	-32.27	168.00	Vertical	Vertical	Pass
9261.250	-40.60	17.14	-13.0	-27.60	320.00	Vertical	Vertical	Pass

RSE-H&V LTE Band 26 (Part22) BW10 CH26915

RSE Test case_FCC PART22&24&27_FCC PART 22_850_GSM 850&CDMA BC0&WCDMA B5<E B5&26

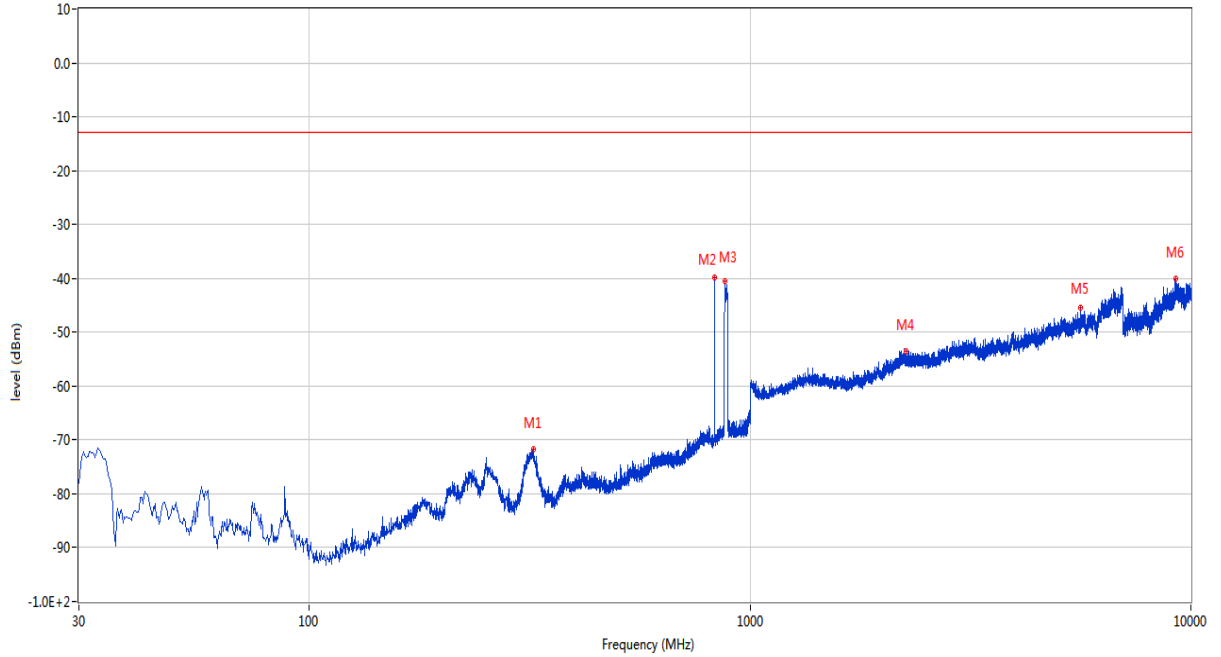


Frequency (MHz)	Result (dBm)	Factor (dB)	PK Limit (dBm)	Over Limit (dB)	Table (o)	ANT	EUT	Verdict
216.482	-80.04	-17.10	-13.0	-67.04	91.00	Horizontal	Vertical	Pass
832.190	-47.11	2.19	-13.0	-34.11	348.00	Horizontal	Vertical	N/A
879.478	-34.00	2.78	-13.0	-21.00	168.00	Horizontal	Vertical	N/A
2222.500	-53.49	-0.33	-13.0	-40.49	239.00	Horizontal	Vertical	Pass
4773.000	-46.35	8.21	-13.0	-33.35	212.00	Horizontal	Vertical	Pass
9334.750	-40.48	17.29	-13.0	-27.48	153.00	Horizontal	Vertical	Pass

32.5 LTE Band 26 (Part22) BW15, Middle Channel

RSE-V&V LTE Band 26 (Part22) BW15 CH26915

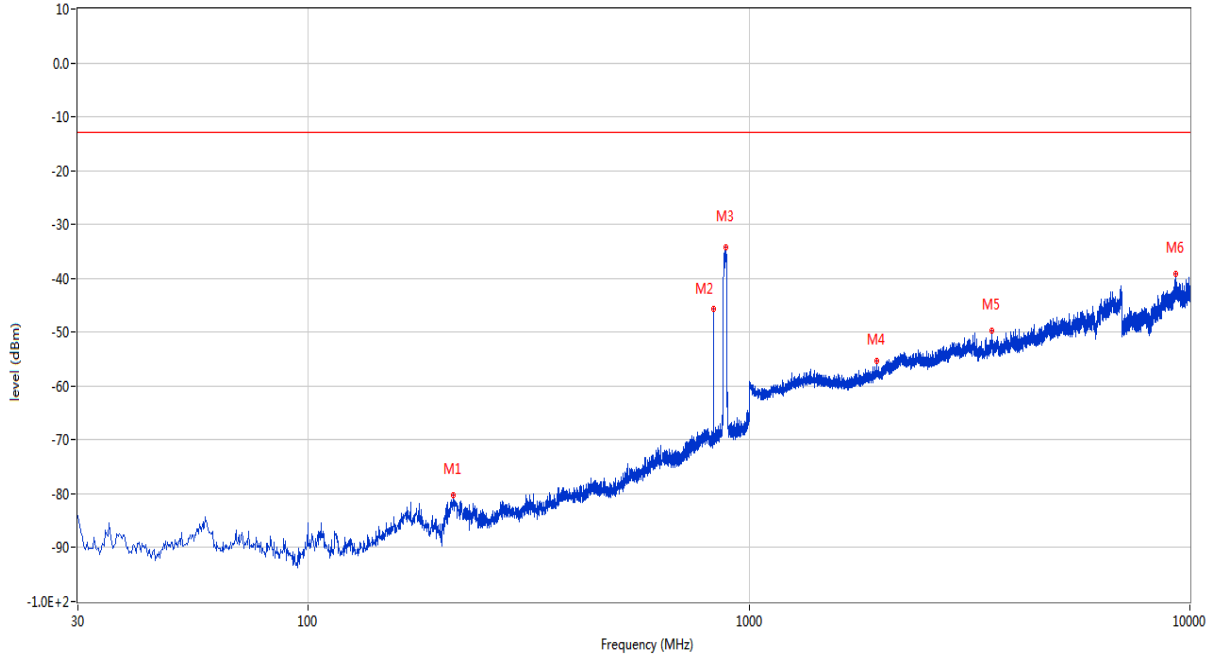
RSE Test case_FCC PART22&24&27_FCC PART 22_850_GSM 850&CDMA BC0&WCDMA B5<E B5&26



Frequency (MHz)	Result (dBm)	Factor (dB)	PK Limit (dBm)	Over Limit (dB)	Table (o)	ANT	EUT	Verdict
321.970	-71.79	-12.00	-13.0	-58.79	122.00	Vertical	Vertical	Pass
829.765	-39.81	2.13	-13.0	-26.81	10.00	Vertical	Vertical	N/A
877.780	-40.50	2.67	-13.0	-27.50	296.00	Vertical	Vertical	N/A
2254.000	-53.49	-0.96	-13.0	-40.49	224.00	Vertical	Vertical	Pass
5628.000	-45.54	8.28	-13.0	-32.54	323.00	Vertical	Vertical	Pass
9251.500	-40.09	17.13	-13.0	-27.09	309.00	Vertical	Vertical	Pass

RSE-H&V LTE Band 26 (Part22) BW15 CH26915

RSE Test case_FCC PART22&24&27_FCC PART 22_850_GSM 850&CDMA BC0&WCDMA B5<E B5&26



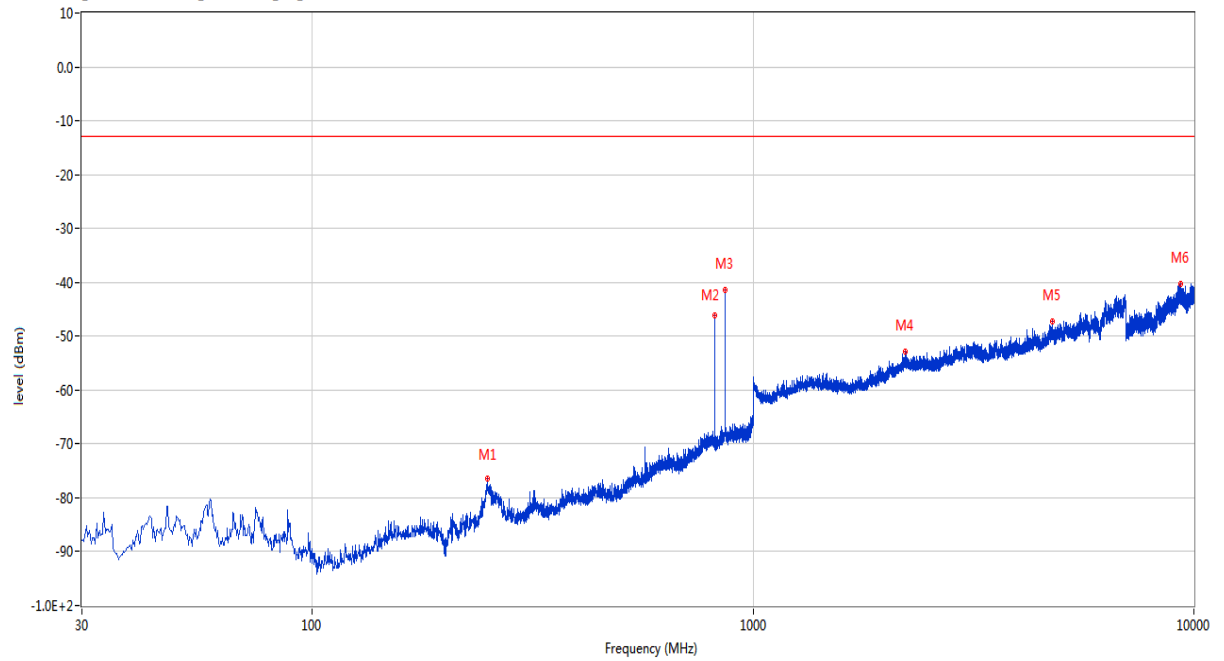
Frequency (MHz)	Result (dBm)	Factor (dB)	PK Limit (dBm)	Over Limit (dB)	Table (o)	ANT	EUT	Verdict
212.845	-80.35	-17.22	-13.0	-67.35	99.00	Horizontal	Vertical	Pass
829.765	-45.66	2.13	-13.0	-32.66	6.00	Horizontal	Vertical	N/A
885.297	-34.26	2.96	-13.0	-21.26	175.00	Horizontal	Vertical	N/A
1946.500	-55.40	-3.55	-13.0	-42.40	211.00	Horizontal	Vertical	Pass
3557.000	-49.73	4.56	-13.0	-36.73	181.00	Horizontal	Vertical	Pass
9283.000	-39.23	17.32	-13.0	-26.23	328.00	Horizontal	Vertical	Pass

33 LTE Band 26 (Part90)

33.1 LTE Band 26 (Part90) BW1.4, Middle Channel

RSE-V&V LTE Band 26 (Part90) BW1.4 CH26740

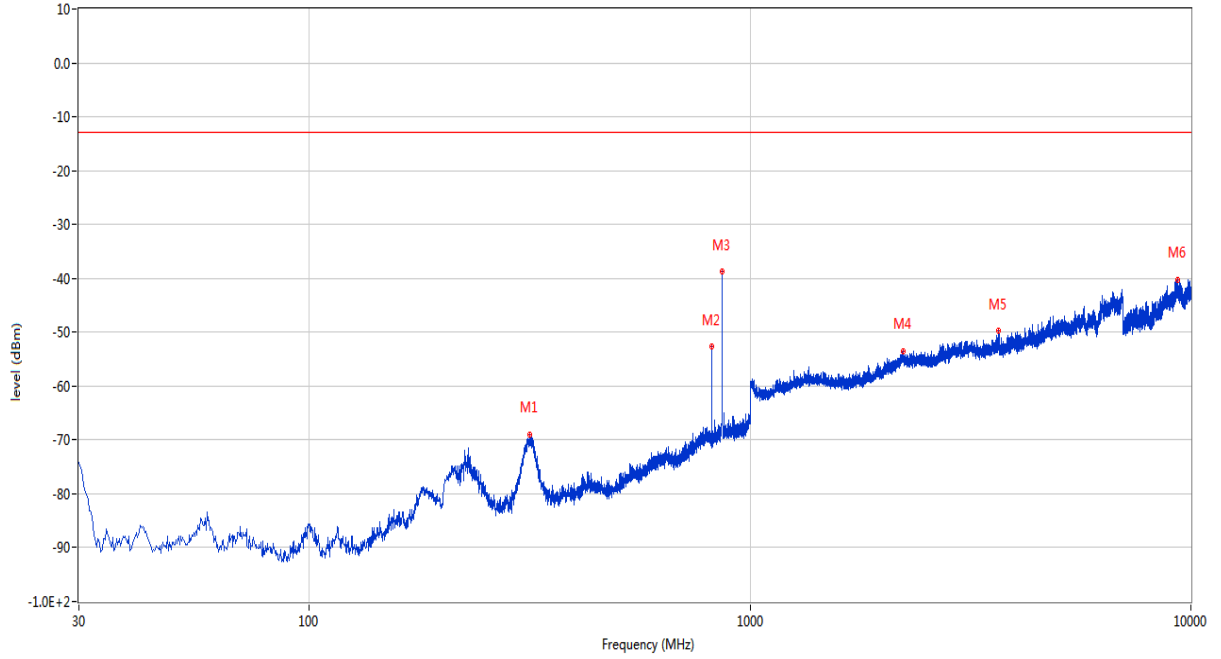
RSE Test case_FCC PART22&24&27_FCC PART 22_850_GSM 850&CDMA BC0&WCDMA B5<E B5&26



Frequency (MHz)	Result (dBm)	Factor (dB)	PK Limit (dBm)	Over Limit (dB)	Table (o)	ANT	EUT	Verdict
249.220	-76.52	-14.75	-13.0	-63.52	307.00	Vertical	Vertical	Pass
818.610	-46.12	1.87	-13.0	-33.12	1.00	Vertical	Vertical	N/A
864.200	-41.46	2.46	-13.0	-28.46	101.00	Vertical	Vertical	N/A
2210.500	-52.83	-0.69	-13.0	-39.83	227.00	Vertical	Vertical	Pass
4785.000	-47.24	8.25	-13.0	-34.24	255.00	Vertical	Vertical	Pass
9319.000	-40.25	17.69	-13.0	-27.25	117.00	Vertical	Vertical	Pass

RSE-H&V LTE Band 26 (Part90) BW1.4 CH26740

RSE Test case_FCC PART22&24&27_FCC PART 22_850_GSM 850&CDMA BC0&WCDMA B5<E B5&26

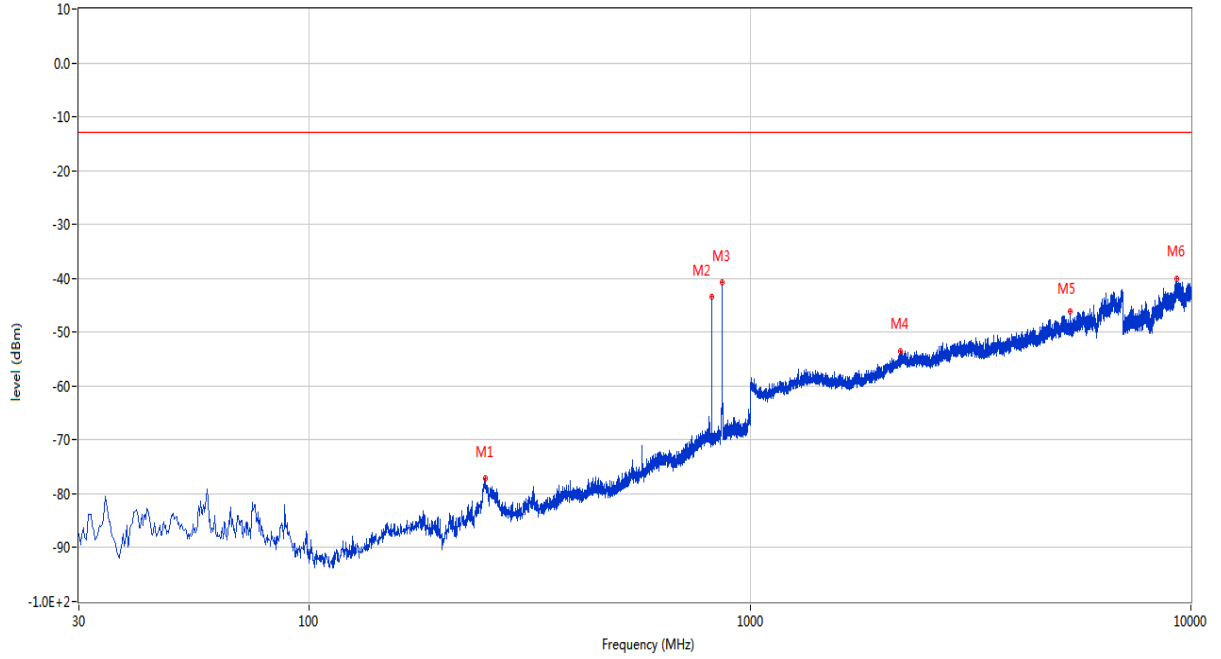


Frequency (MHz)	Result (dBm)	Factor (dB)	PK Limit (dBm)	Over Limit (dB)	Table (o)	ANT	EUT	Verdict
316.392	-68.93	-12.19	-13.0	-55.93	36.00	Horizontal	Vertical	Pass
818.610	-52.65	1.87	-13.0	-39.65	9.00	Horizontal	Vertical	N/A
863.715	-38.67	2.47	-13.0	-25.67	192.00	Horizontal	Vertical	N/A
2220.500	-53.54	-0.42	-13.0	-40.54	140.00	Horizontal	Vertical	Pass
3657.000	-49.70	4.44	-13.0	-36.70	245.00	Horizontal	Vertical	Pass
9315.250	-40.20	17.69	-13.0	-27.20	316.00	Horizontal	Vertical	Pass

33.2 LTE Band 26 (Part90) BW3, Middle Channel

RSE-V&V LTE Band 26 (Part90) BW3 CH26740

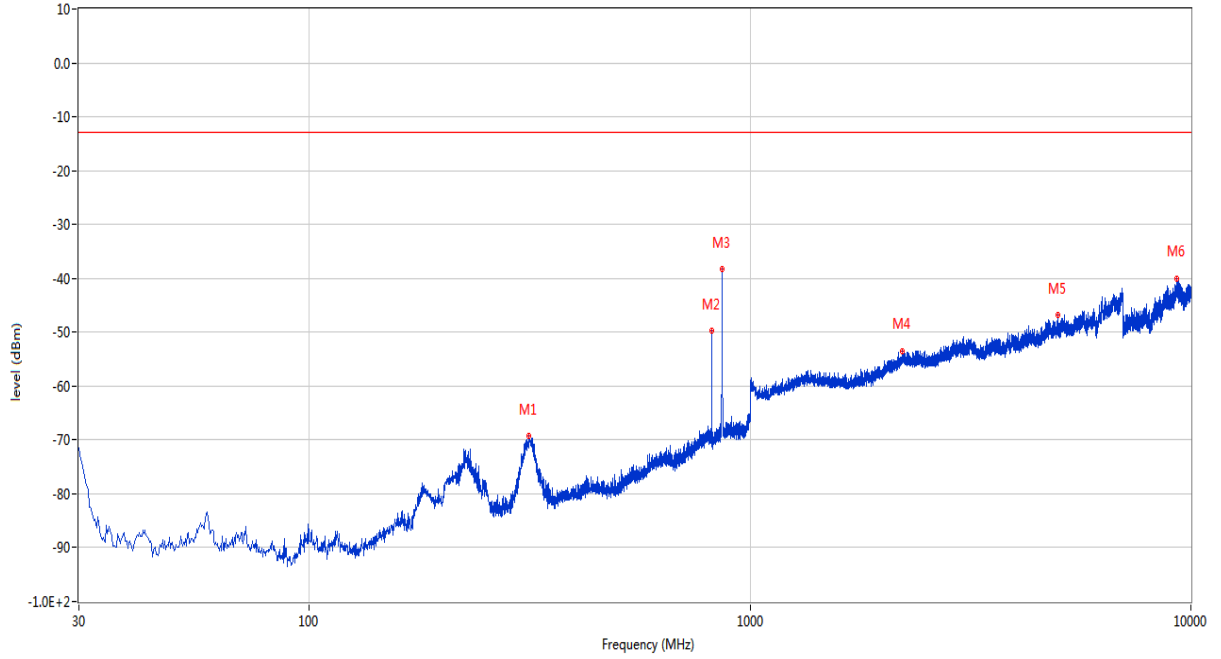
RSE Test case_FCC PART22&24&27_FCC PART 22_850_GSM 850&CDMA BC0&WCDMA B5<E B5&26



Frequency (MHz)	Result (dBm)	Factor (dB)	PK Limit (dBm)	Over Limit (dB)	Table (o)	ANT	EUT	Verdict
250.432	-77.13	-14.60	-13.0	-64.13	344.00	Vertical	Vertical	Pass
817.882	-43.37	1.87	-13.0	-30.37	-1.00	Vertical	Vertical	N/A
863.472	-40.83	2.47	-13.0	-27.83	121.00	Vertical	Vertical	N/A
2189.500	-53.54	-1.42	-13.0	-40.54	182.00	Vertical	Vertical	Pass
5322.000	-46.12	7.26	-13.0	-33.12	204.00	Vertical	Vertical	Pass
9274.000	-40.06	17.22	-13.0	-27.06	204.00	Vertical	Vertical	Pass

RSE-H&V LTE Band 26 (Part90) BW3 CH26740

RSE Test case_FCC PART22&24&27_FCC PART 22_850_GSM 850&CDMA BC0&WCDMA B5<E B5&26

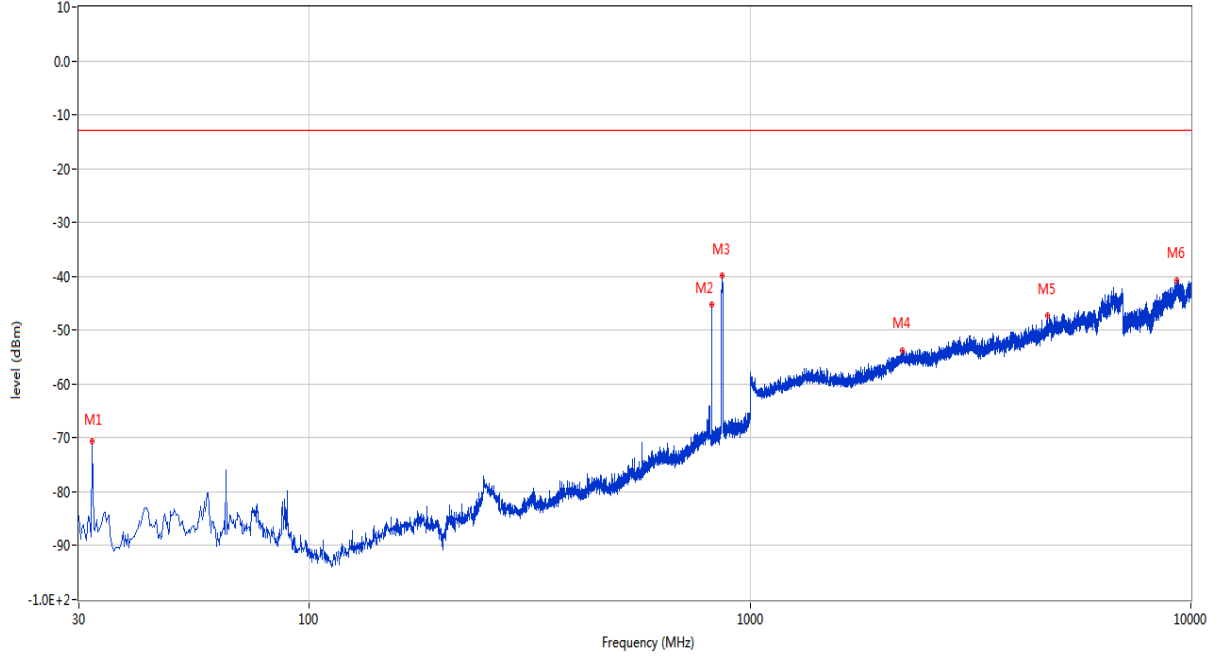


Frequency (MHz)	Result (dBm)	Factor (dB)	PK Limit (dBm)	Over Limit (dB)	Table (o)	ANT	EUT	Verdict
314.938	-69.27	-12.34	-13.0	-56.27	275.00	Horizontal	Vertical	Pass
817.640	-49.73	1.88	-13.0	-36.73	360.00	Horizontal	Vertical	N/A
864.685	-38.29	2.45	-13.0	-25.29	181.00	Horizontal	Vertical	N/A
2211.000	-53.64	-0.71	-13.0	-40.64	326.00	Horizontal	Vertical	Pass
4999.000	-46.82	7.75	-13.0	-33.82	226.00	Horizontal	Vertical	Pass
9278.500	-40.08	17.24	-13.0	-27.08	0.00	Horizontal	Vertical	Pass

33.3 LTE Band 26 (Part90) BW5, Middle Channel

RSE-V&V LTE Band 26 (Part90) BW5 CH26740

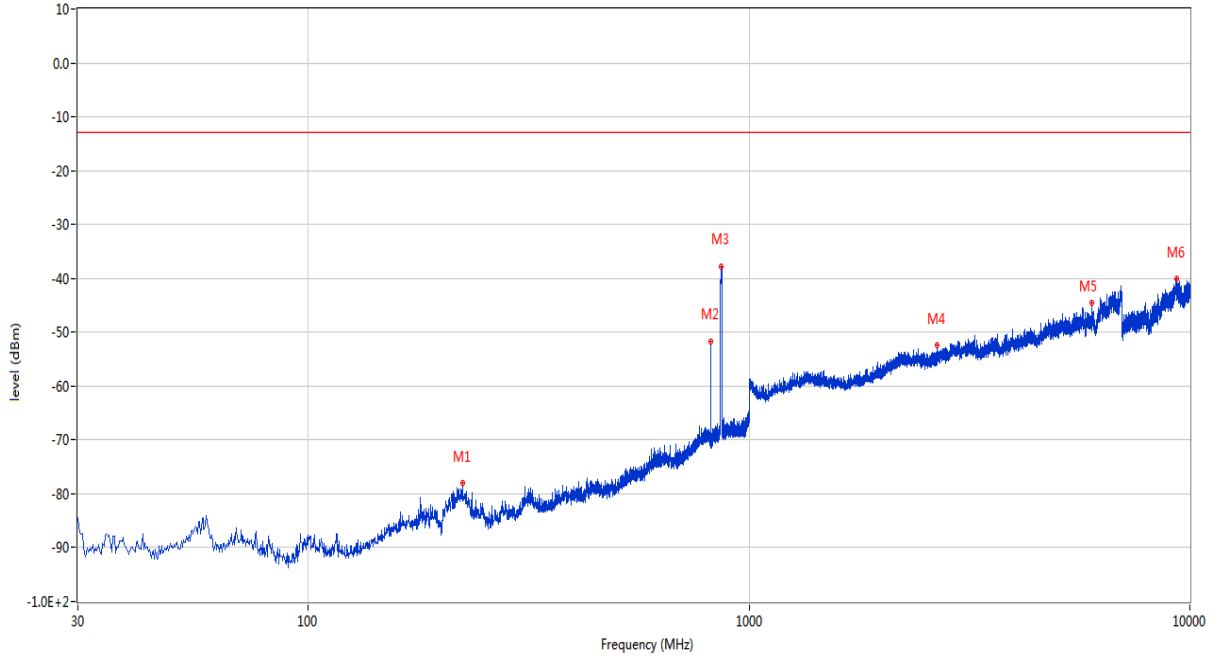
RSE Test case_FCC PART22&24&27_FCC PART 22_850_GSM 850&CDMA BC0&WCDMA B5<E B5&26



Frequency (MHz)	Result (dBm)	Factor (dB)	PK Limit (dBm)	Over Limit (dB)	Table (o)	ANT	EUT	Verdict
32.182	-70.61	-18.63	-13.0	-57.61	326.00	Vertical	Vertical	Pass
816.912	-45.32	1.88	-13.0	-32.32	129.00	Vertical	Vertical	N/A
865.898	-39.82	2.44	-13.0	-26.82	99.00	Vertical	Vertical	N/A
2209.000	-53.86	-0.78	-13.0	-40.86	24.00	Vertical	Vertical	Pass
4726.000	-47.21	7.00	-13.0	-34.21	279.00	Vertical	Vertical	Pass
9281.500	-40.82	17.29	-13.0	-27.82	187.00	Vertical	Vertical	Pass

RSE-H&V LTE Band 26 (Part90) BW5 CH26740

RSE Test case_FCC PART22&24&27_FCC PART 22_850_GSM 850&CDMA BC0&WCDMA B5<E B5&26

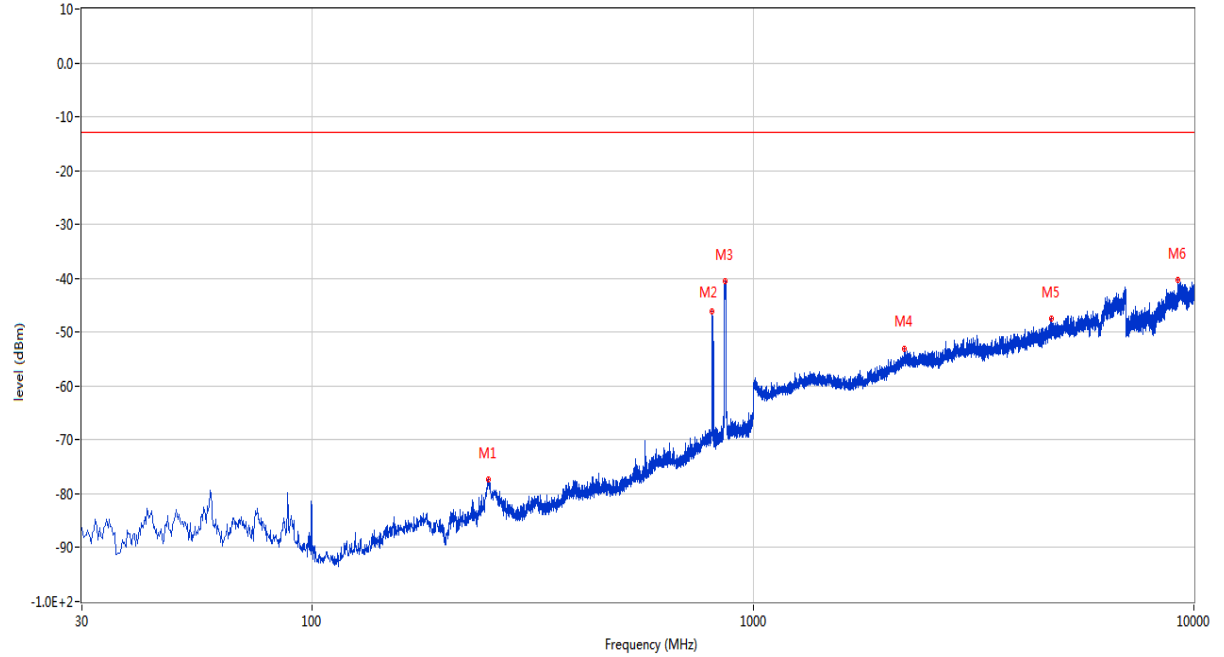


Frequency (MHz)	Result (dBm)	Factor (dB)	PK Limit (dBm)	Over Limit (dB)	Table (o)	ANT	EUT	Verdict
224.242	-77.99	-16.34	-13.0	-64.99	253.00	Horizontal	Vertical	Pass
816.912	-51.64	1.88	-13.0	-38.64	351.00	Horizontal	Vertical	N/A
862.260	-37.76	2.54	-13.0	-24.76	185.00	Horizontal	Vertical	N/A
2674.500	-52.42	0.24	-13.0	-39.42	332.00	Horizontal	Vertical	Pass
6000.000	-44.50	8.72	-13.0	-31.50	295.00	Horizontal	Vertical	Pass
9331.750	-40.16	17.37	-13.0	-27.16	12.00	Horizontal	Vertical	Pass

33.4 LTE Band 26 (Part90) BW10, Middle Channel

RSE-V&V LTE Band 26 (Part90) BW10 CH26740

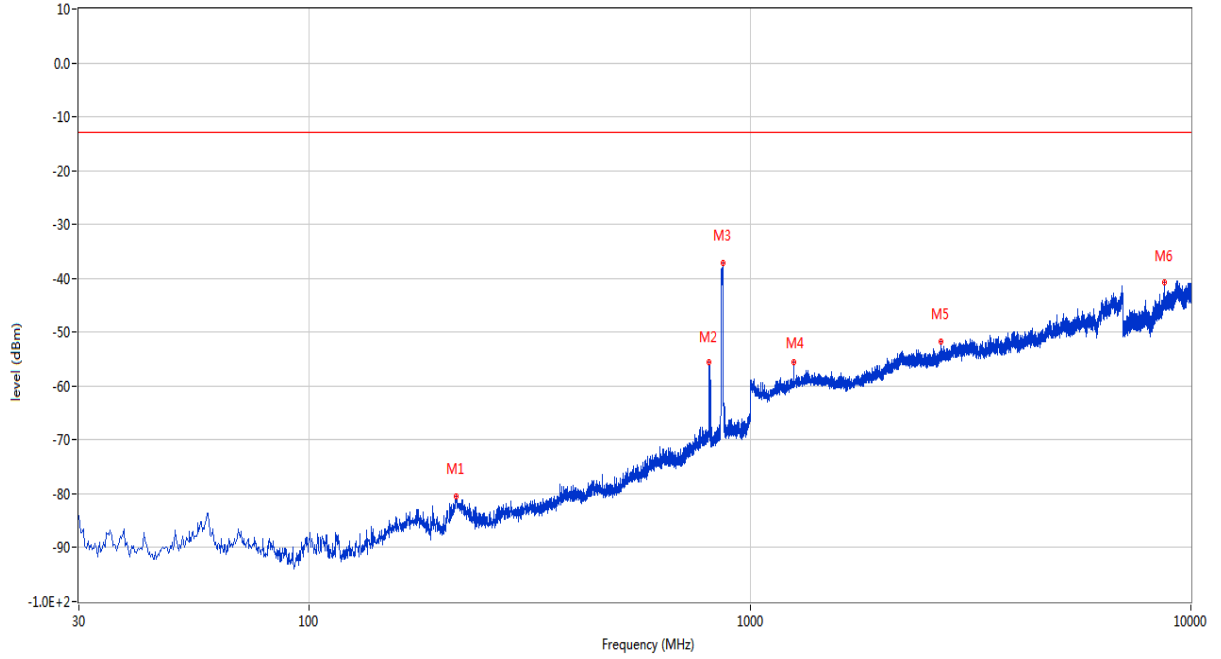
RSE Test case_FCC PART22&24&27_FCC PART 22_850_GSM 850&CDMA BC0&WCDMA B5<E B5&26



Frequency (MHz)	Result (dBm)	Factor (dB)	PK Limit (dBm)	Over Limit (dB)	Table (o)	ANT	EUT	Verdict
251.160	-77.41	-14.55	-13.0	-64.41	360.00	Vertical	Vertical	Pass
808.182	-46.19	1.95	-13.0	-33.19	162.00	Vertical	Vertical	N/A
864.200	-40.51	2.46	-13.0	-27.51	112.00	Vertical	Vertical	N/A
2201.500	-53.03	-0.85	-13.0	-40.03	147.00	Vertical	Vertical	Pass
4757.000	-47.49	7.39	-13.0	-34.49	163.00	Vertical	Vertical	Pass
9175.000	-40.37	16.05	-13.0	-27.37	333.00	Vertical	Vertical	Pass

RSE-H&V LTE Band 26 (Part90) BW10 CH26740

RSE Test case_FCC PART22&24&27_FCC PART 22_850_GSM 850&CDMA BC0&WCDMA B5<E B5&26



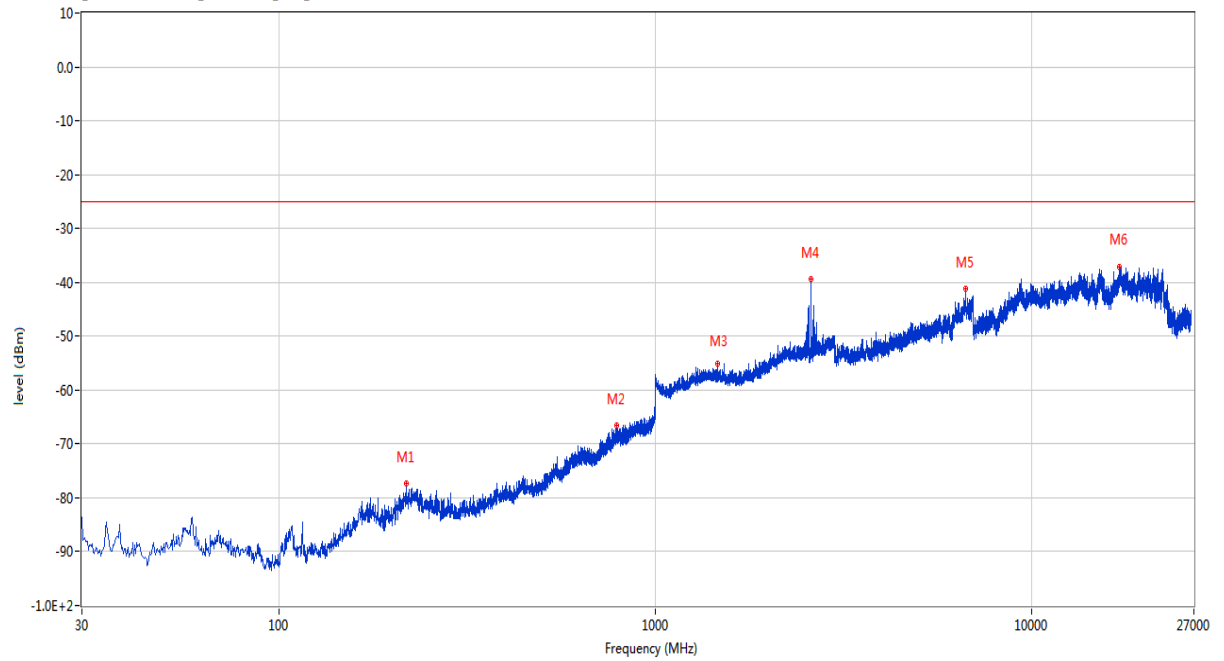
Frequency (MHz)	Result (dBm)	Factor (dB)	PK Limit (dBm)	Over Limit (dB)	Table (o)	ANT	EUT	Verdict
214.785	-80.36	-17.23	-13.0	-67.36	68.00	Horizontal	Vertical	Pass
808.182	-55.59	1.95	-13.0	-42.59	183.00	Horizontal	Vertical	N/A
867.838	-37.03	2.45	-13.0	-24.03	183.00	Horizontal	Vertical	N/A
1257.000	-55.66	-5.01	-13.0	-42.66	54.00	Horizontal	Vertical	Pass
2711.000	-51.65	0.40	-13.0	-38.65	109.00	Horizontal	Vertical	Pass
8705.500	-40.81	14.73	-13.0	-27.81	255.00	Horizontal	Vertical	Pass

34 LTE Band 38

34.1 LTE Band 38 BW5, Middle Channel

RSE-H&H LTE Band 38 BW5 CH38000

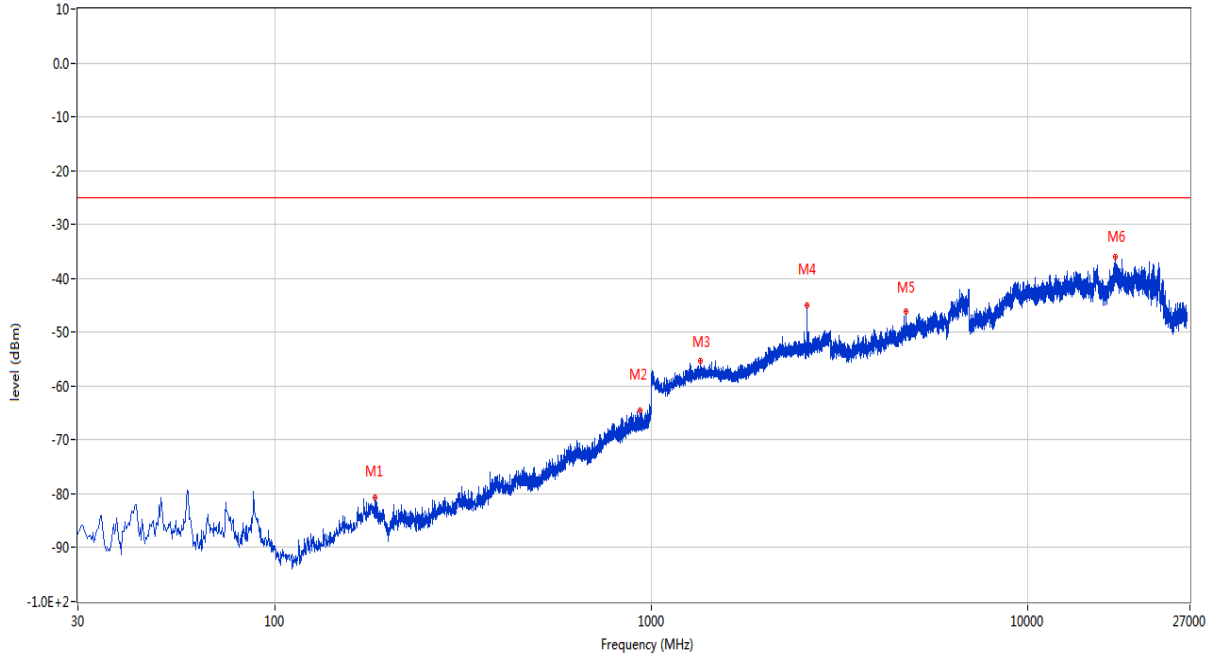
RSE Test case_FCC PART22&24&27_FCC PART 27_2593_LTE B41



Frequency (MHz)	Result (dBm)	Factor (dB)	PK Limit (dBm)	Over Limit (dB)	Table (o)	ANT	EUT	Verdict
217.938	-77.42	-16.33	-25.0	-52.42	226.00	Horizontal	Horizontal	Pass
791.450	-66.53	2.88	-25.0	-41.53	124.00	Horizontal	Horizontal	Pass
1463.500	-55.10	-3.16	-25.0	-30.10	275.00	Horizontal	Horizontal	Pass
2593.500	-39.47	2.43	-25.0	-14.47	164.00	Horizontal	Horizontal	N/A
6682.000	-41.10	12.11	-25.0	-16.10	210.00	Horizontal	Horizontal	Pass
17098.188	-37.20	19.36	-25.0	-12.20	247.00	Horizontal	Horizontal	Pass

RSE-V&H LTE Band 38 BW5 CH38000

RSE Test case_FCC PART22&24&27_FCC PART 27_2593_LTE B41

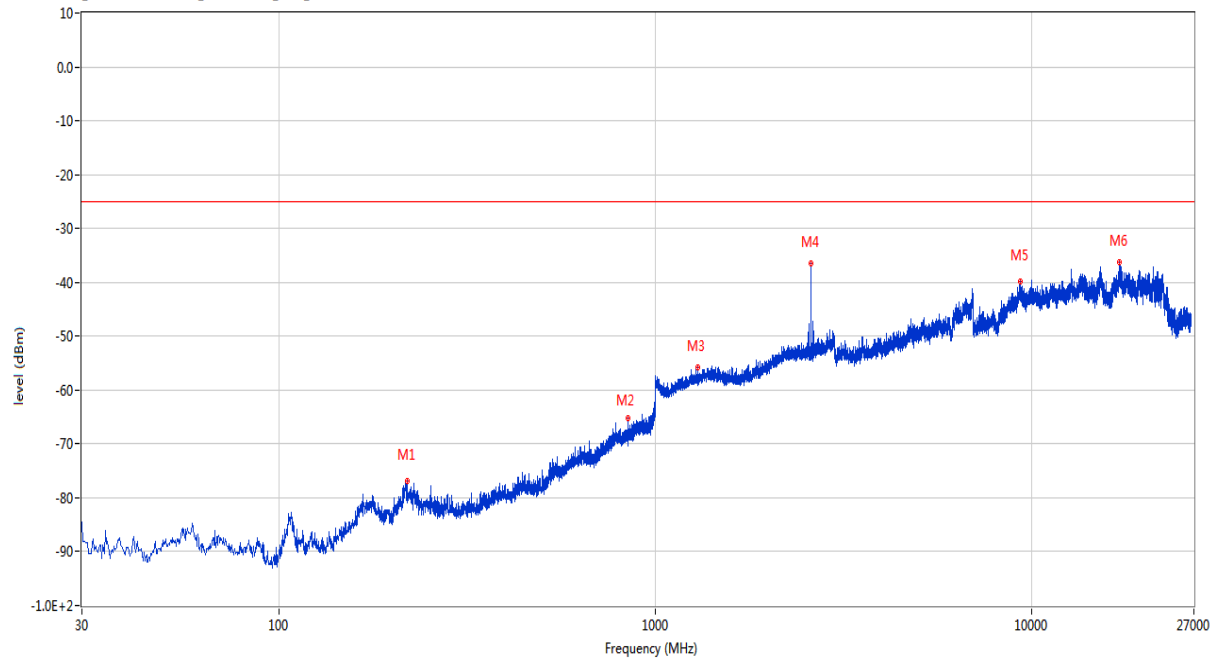


Frequency (MHz)	Result (dBm)	Factor (dB)	PK Limit (dBm)	Over Limit (dB)	Table (o)	ANT	EUT	Verdict
184.230	-80.71	-15.05	-25.0	-55.71	160.00	Vertical	Horizontal	Pass
932.828	-64.62	4.51	-25.0	-39.62	58.00	Vertical	Horizontal	Pass
1355.500	-55.30	-2.80	-25.0	-30.30	339.00	Vertical	Horizontal	Pass
2593.500	-45.04	2.43	-25.0	-20.04	9.00	Vertical	Horizontal	N/A
4746.000	-46.09	7.24	-25.0	-21.09	105.00	Vertical	Horizontal	Pass
17090.938	-36.05	18.94	-25.0	-11.05	190.00	Vertical	Horizontal	Pass

34.2 LTE Band 38 BW10, Middle Channel

RSE-H&H LTE Band 38 BW10 CH38000

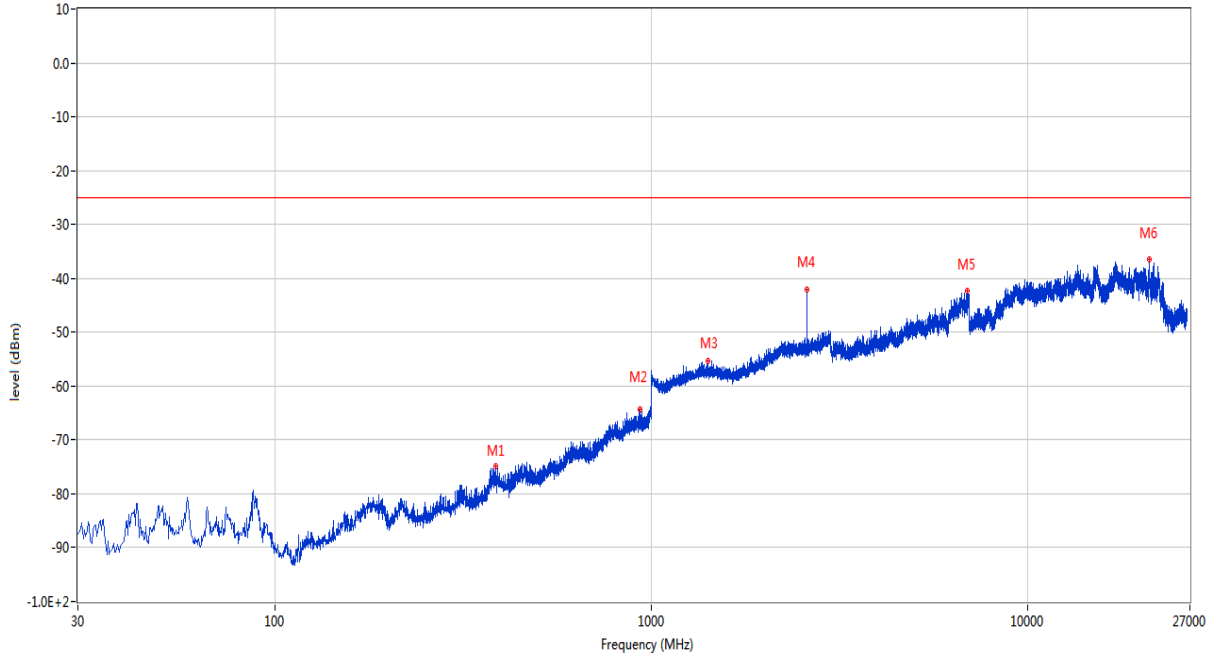
RSE Test case_FCC PART22&24&27_FCC PART 27_2593_LTE B41



Frequency (MHz)	Result (dBm)	Factor (dB)	PK Limit (dBm)	Over Limit (dB)	Table (o)	ANT	EUT	Verdict
219.635	-76.88	-16.13	-25.0	-51.88	233.00	Horizontal	Horizontal	Pass
846.740	-65.31	2.83	-25.0	-40.31	358.00	Horizontal	Horizontal	Pass
1295.500	-55.83	-3.20	-25.0	-30.83	361.00	Horizontal	Horizontal	Pass
2591.000	-36.51	2.42	-25.0	-11.51	314.00	Horizontal	Horizontal	N/A
9318.688	-39.73	17.69	-25.0	-14.73	295.00	Horizontal	Horizontal	Pass
17110.875	-36.29	19.23	-25.0	-11.29	211.00	Horizontal	Horizontal	Pass

RSE-V&H LTE Band 38 BW10 CH38000

RSE Test case_FCC PART22&24&27_FCC PART 27_2593_LTE B41



Frequency (MHz)	Result (dBm)	Factor (dB)	PK Limit (dBm)	Over Limit (dB)	Table (o)	ANT	EUT	Verdict
386.960	-74.88	-8.70	-25.0	-49.88	280.00	Vertical	Horizontal	Pass
932.343	-64.38	4.46	-25.0	-39.38	94.00	Vertical	Horizontal	Pass
1412.000	-55.38	-2.98	-25.0	-30.38	83.00	Vertical	Horizontal	Pass
2591.000	-42.02	2.42	-25.0	-17.02	55.00	Vertical	Horizontal	N/A
6932.000	-42.25	12.56	-25.0	-17.25	109.00	Vertical	Horizontal	Pass
21036.751	-36.52	23.26	-25.0	-11.52	27.00	Vertical	Horizontal	Pass

34.3 LTE Band 38 BW15, Middle Channel

RSE-H&H LTE Band 38 BW15 CH38000

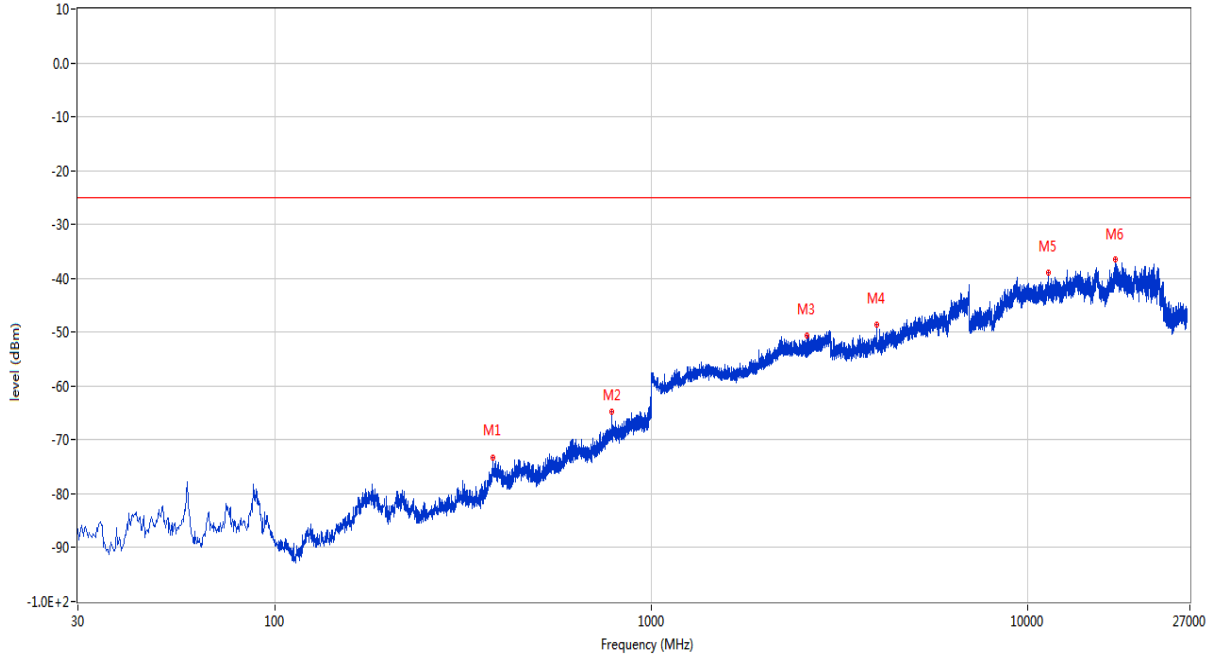
RSE Test case_FCC PART22&24&27_FCC PART 27_2593_LTE B41



Frequency (MHz)	Result (dBm)	Factor (dB)	PK Limit (dBm)	Over Limit (dB)	Table (o)	ANT	EUT	Verdict
215.998	-75.68	-16.54	-25.0	-50.68	234.00	Horizontal	Horizontal	Pass
842.132	-64.77	2.71	-25.0	-39.77	-2.00	Horizontal	Horizontal	Pass
1397.500	-55.37	-2.93	-25.0	-30.37	304.00	Horizontal	Horizontal	Pass
2589.000	-45.34	2.41	-25.0	-20.34	175.00	Horizontal	Horizontal	N/A
6680.000	-41.82	12.14	-25.0	-16.82	289.00	Horizontal	Horizontal	Pass
17103.625	-36.53	19.38	-25.0	-11.53	343.00	Horizontal	Horizontal	Pass

RSE-V&H LTE Band 38 BW15 CH38000

RSE Test case_FCC PART22&24&27_FCC PART 27_2593_LTE B41

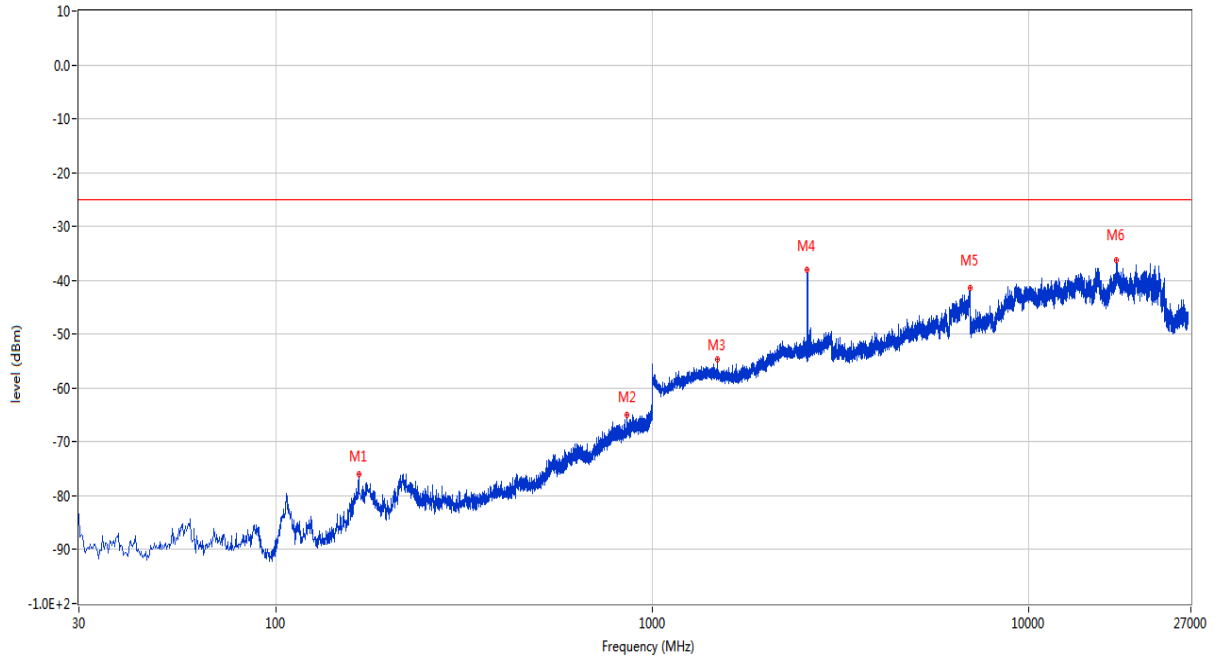


Frequency (MHz)	Result (dBm)	Factor (dB)	PK Limit (dBm)	Over Limit (dB)	Table (o)	ANT	EUT	Verdict
379.685	-73.23	-8.88	-25.0	-48.23	280.00	Vertical	Horizontal	Pass
785.145	-64.66	2.70	-25.0	-39.66	274.00	Vertical	Horizontal	Pass
2589.000	-50.69	2.41	-25.0	-25.69	0.00	Vertical	Horizontal	N/A
3968.000	-48.61	5.94	-25.0	-23.61	358.00	Vertical	Horizontal	Pass
11361.375	-38.99	17.25	-25.0	-13.99	44.00	Vertical	Horizontal	Pass
17101.813	-36.57	19.42	-25.0	-11.57	170.00	Vertical	Horizontal	Pass

34.4 LTE Band 38 BW20, Middle Channel

RSE-H&H LTE Band 38 BW20 CH38000

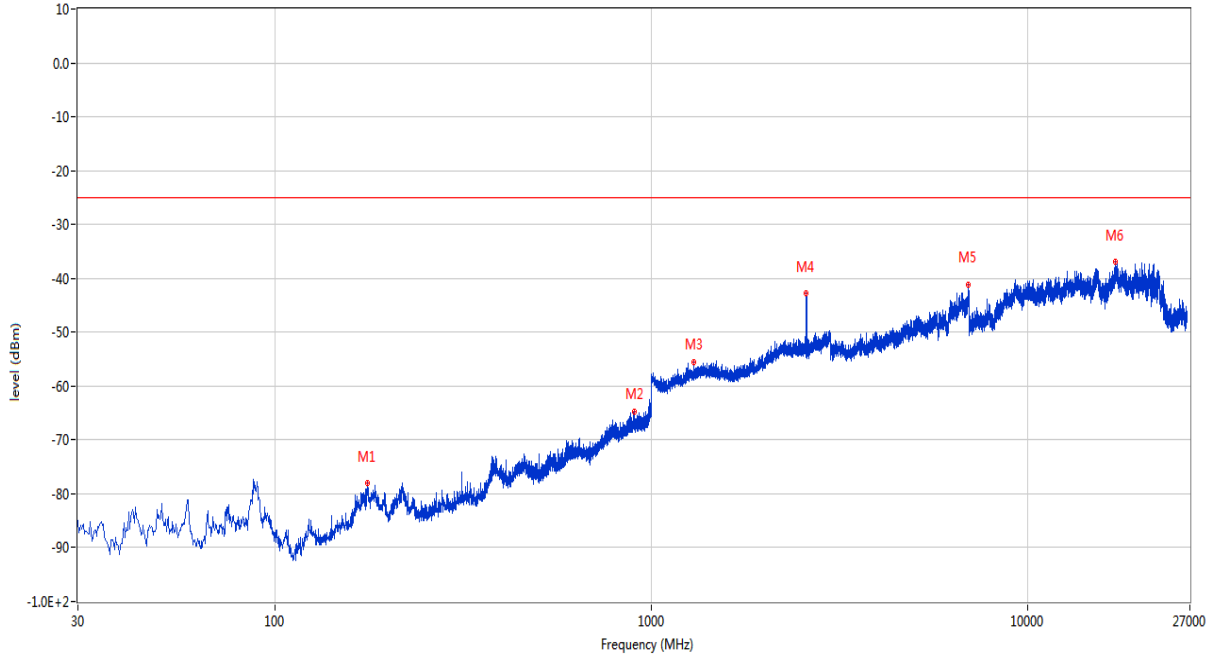
RSE Test case_FCC PART22&24&27_FCC PART 27_2593_LTE B41



Frequency (MHz)	Result (dBm)	Factor (dB)	PK Limit (dBm)	Over Limit (dB)	Table (o)	ANT	EUT	Verdict
166.285	-75.88	-14.65	-25.0	-50.88	53.00	Horizontal	Horizontal	Pass
857.410	-65.05	3.26	-25.0	-40.05	108.00	Horizontal	Horizontal	Pass
1493.000	-54.76	-3.14	-25.0	-29.76	188.00	Horizontal	Horizontal	Pass
2586.500	-37.96	2.40	-25.0	-12.96	178.00	Horizontal	Horizontal	N/A
6999.000	-41.32	13.01	-25.0	-16.32	10.00	Horizontal	Horizontal	Pass
17098.188	-36.20	19.36	-25.0	-11.20	265.00	Horizontal	Horizontal	Pass

RSE-V&H LTE Band 38 BW20 CH38000

RSE Test case_FCC PART22&24&27_FCC PART 27_2593_LTE B41



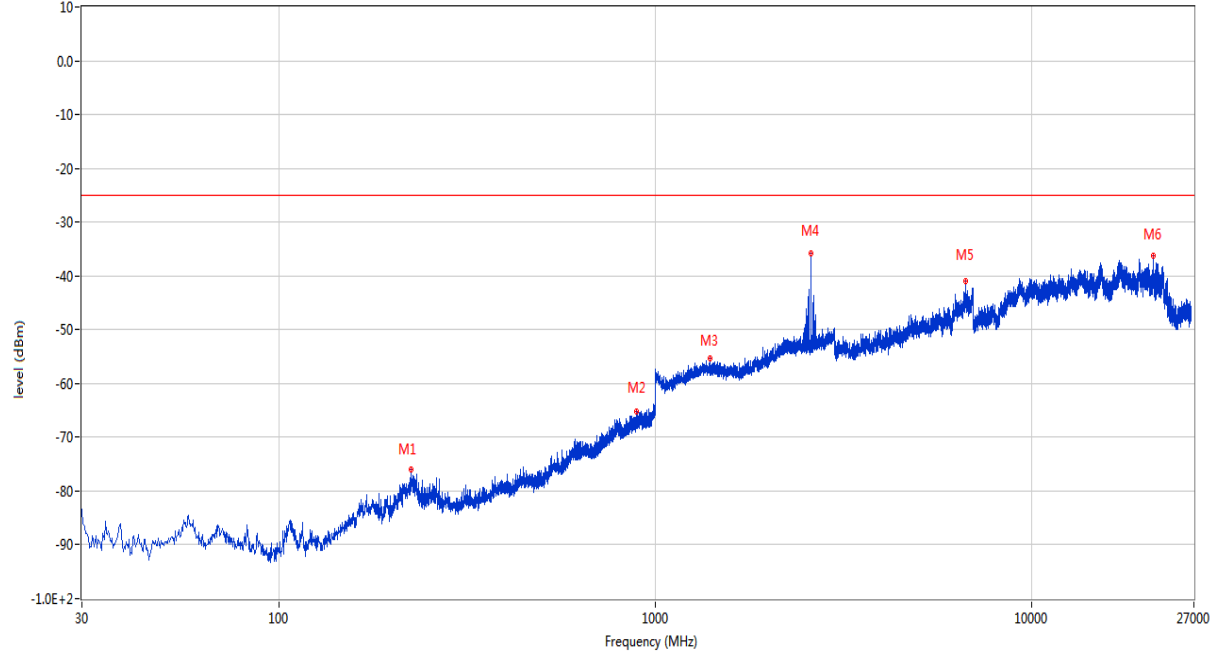
Frequency (MHz)	Result (dBm)	Factor (dB)	PK Limit (dBm)	Over Limit (dB)	Table (o)	ANT	EUT	Verdict
175.985	-78.04	-14.45	-25.0	-53.04	129.00	Vertical	Horizontal	Pass
901.787	-64.76	4.40	-25.0	-39.76	71.00	Vertical	Horizontal	Pass
1296.500	-55.53	-3.26	-25.0	-30.53	88.00	Vertical	Horizontal	Pass
2586.500	-42.70	2.40	-25.0	-17.70	55.00	Vertical	Horizontal	N/A
6978.000	-41.12	13.95	-25.0	-16.12	110.00	Vertical	Horizontal	Pass
17096.375	-36.83	19.25	-25.0	-11.83	208.00	Vertical	Horizontal	Pass

35 LTE Band 41

35.1 LTE Band 41 BW5, Middle Channel

RSE-H&H LTE Band 41 BW5 CH40690

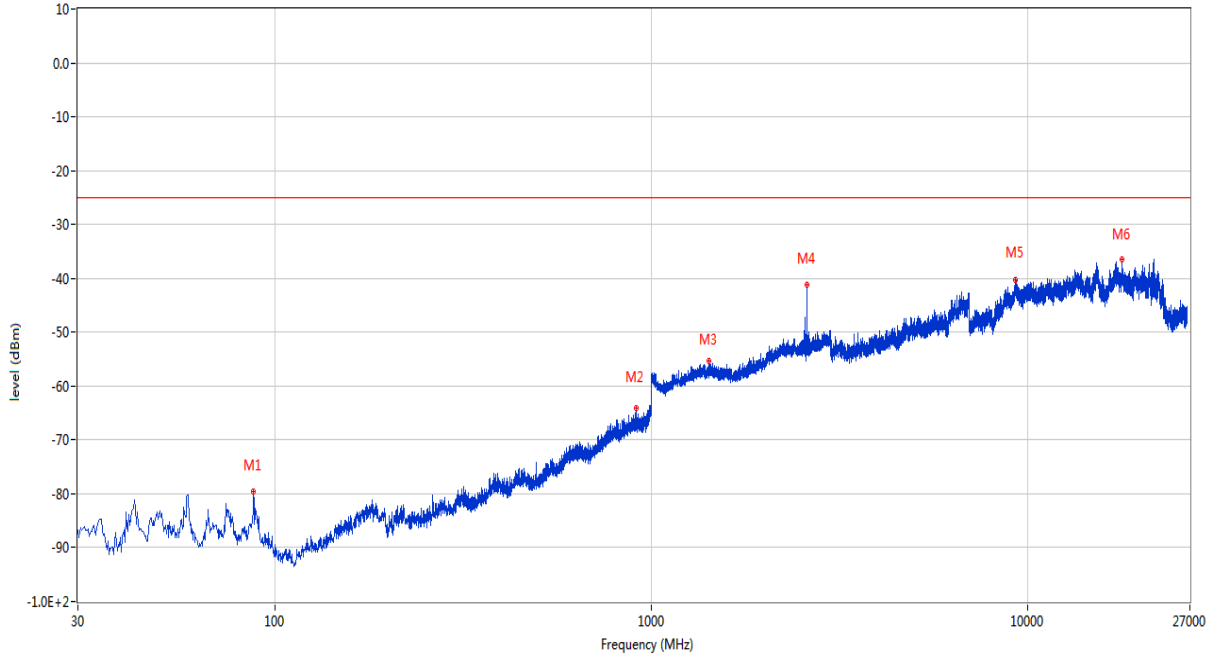
RSE Test case_FCC PART22&24&27_FCC PART 27_2593_LTE B41



Frequency (MHz)	Result (dBm)	Factor (dB)	PK Limit (dBm)	Over Limit (dB)	Table (o)	ANT	EUT	Verdict
224.485	-75.92	-15.76	-25.0	-50.92	76.00	Horizontal	Horizontal	Pass
892.088	-65.11	4.32	-25.0	-40.11	41.00	Horizontal	Horizontal	Pass
1396.500	-55.32	-2.86	-25.0	-30.32	136.00	Horizontal	Horizontal	Pass
2591.500	-35.83	2.42	-25.0	-10.83	175.00	Horizontal	Horizontal	N/A
6681.000	-41.06	12.07	-25.0	-16.06	204.00	Horizontal	Horizontal	Pass
21038.375	-36.22	23.26	-25.0	-11.22	99.00	Horizontal	Horizontal	Pass

RSE-V&H LTE Band 41 BW5 CH40690

RSE Test case_FCC PART22&24&27_FCC PART 27_2593_LTE B41

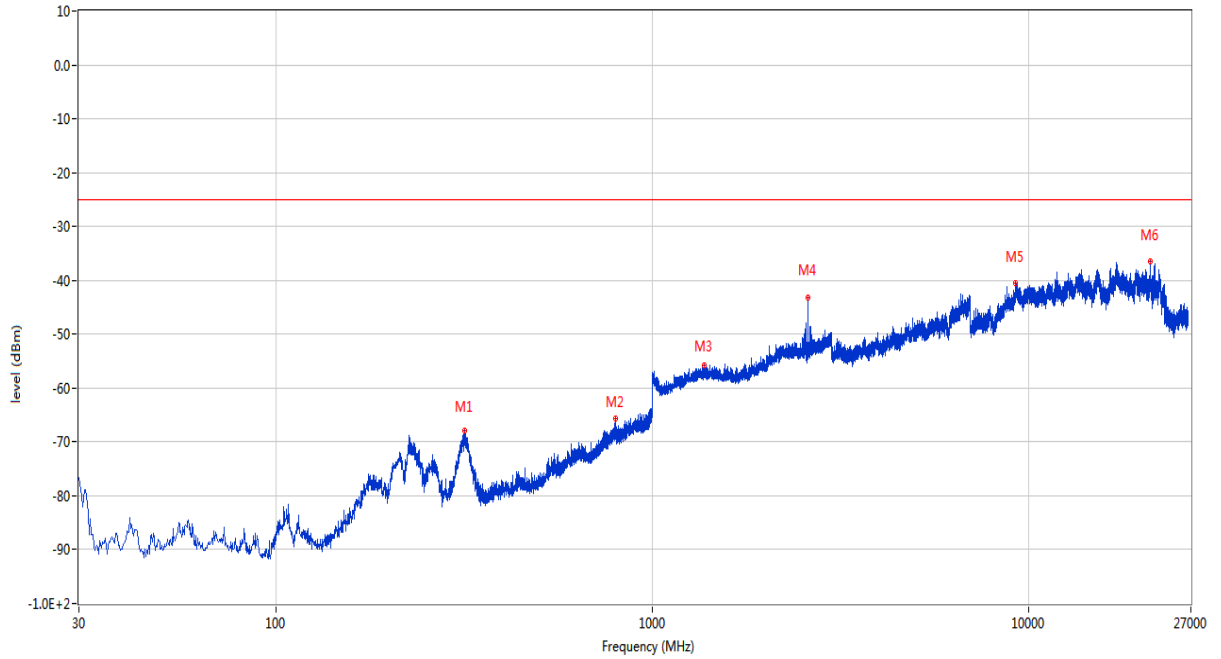


Frequency (MHz)	Result (dBm)	Factor (dB)	PK Limit (dBm)	Over Limit (dB)	Table (o)	ANT	EUT	Verdict
87.957	-79.67	-21.51	-25.0	-54.67	256.00	Vertical	Horizontal	Pass
911.972	-64.15	4.40	-25.0	-39.15	318.00	Vertical	Horizontal	Pass
1421.000	-55.29	-2.99	-25.0	-30.29	162.00	Vertical	Horizontal	Pass
2591.500	-41.25	2.42	-25.0	-16.25	6.00	Vertical	Horizontal	N/A
9295.688	-40.35	17.61	-25.0	-15.35	241.00	Vertical	Horizontal	Pass
17853.999	-36.39	18.96	-25.0	-11.39	93.00	Vertical	Horizontal	Pass

35.2 LTE Band 41 BW10, Middle Channel

RSE-H&H LTE Band 41 BW10 CH40690

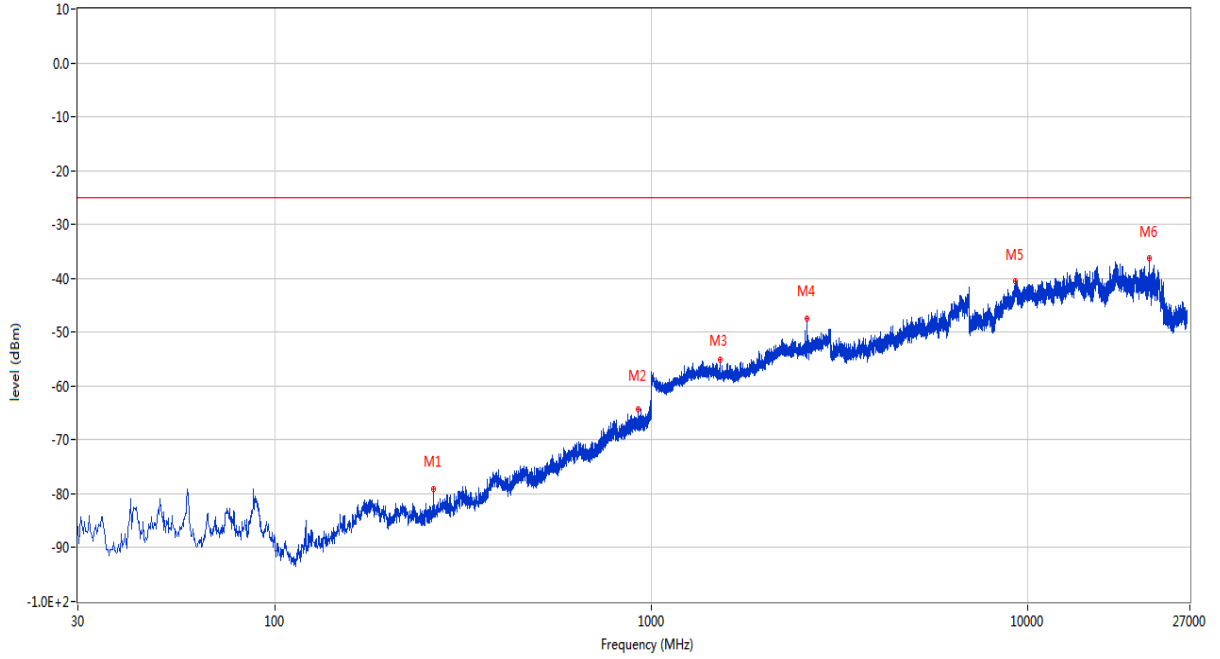
RSE Test case_FCC PART22&24&27_FCC PART 27_2593_LTE B41



Frequency (MHz)	Result (dBm)	Factor (dB)	PK Limit (dBm)	Over Limit (dB)	Table (o)	ANT	EUT	Verdict
318.332	-67.80	-11.41	-25.0	-42.80	101.00	Horizontal	Horizontal	Pass
797.755	-65.56	2.73	-25.0	-40.56	339.00	Horizontal	Horizontal	Pass
1378.000	-55.71	-2.75	-25.0	-30.71	124.00	Horizontal	Horizontal	Pass
2589.000	-43.27	2.41	-25.0	-18.27	320.00	Horizontal	Horizontal	N/A
9242.500	-40.51	17.04	-25.0	-15.51	144.00	Horizontal	Horizontal	Pass
21049.750	-36.37	23.27	-25.0	-11.37	66.00	Horizontal	Horizontal	Pass

RSE-V&H LTE Band 41 BW10 CH40690

RSE Test case_FCC PART22&24&27_FCC PART 27_2593_LTE B41

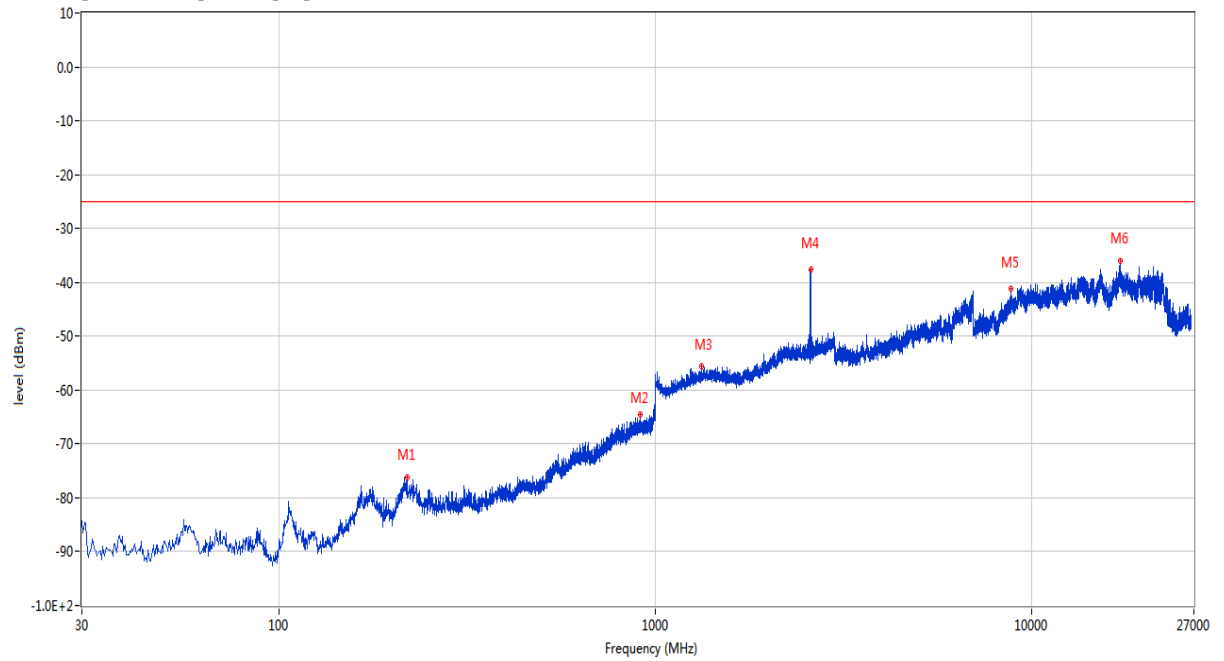


Frequency (MHz)	Result (dBm)	Factor (dB)	PK Limit (dBm)	Over Limit (dB)	Table (o)	ANT	EUT	Verdict
264.255	-79.07	-13.18	-25.0	-54.07	178.00	Vertical	Horizontal	Pass
922.157	-64.29	4.41	-25.0	-39.29	360.00	Vertical	Horizontal	Pass
1528.000	-55.11	-3.46	-25.0	-30.11	224.00	Vertical	Horizontal	Pass
2589.000	-47.39	2.41	-25.0	-22.39	6.00	Vertical	Horizontal	N/A
9284.187	-40.59	17.35	-25.0	-15.59	230.00	Vertical	Horizontal	Pass
21046.499	-36.25	23.27	-25.0	-11.25	85.00	Vertical	Horizontal	Pass

35.3 LTE Band 41 BW15, Middle Channel

RSE-H&H LTE Band 41 BW15 CH40690

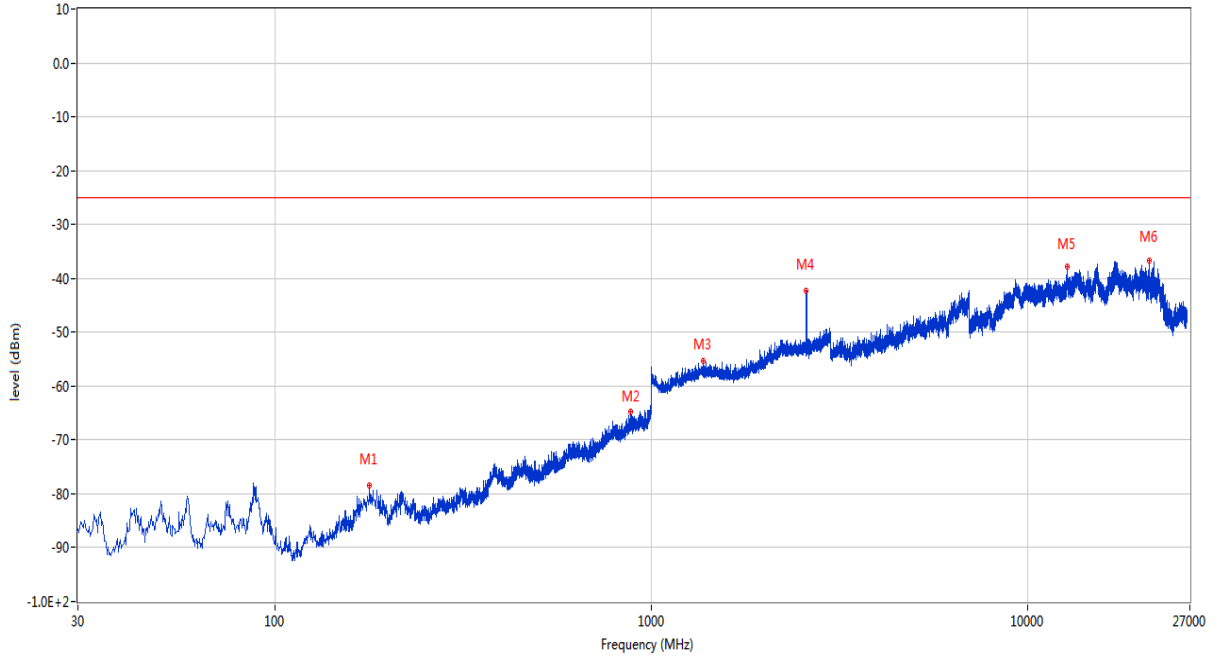
RSE Test case_FCC PART22&24&27_FCC PART 27_2593_LTE B41



Frequency (MHz)	Result (dBm)	Factor (dB)	PK Limit (dBm)	Over Limit (dB)	Table (o)	ANT	EUT	Verdict
219.150	-76.12	-16.15	-25.0	-51.12	223.00	Horizontal	Horizontal	Pass
913.428	-64.54	4.42	-25.0	-39.54	65.00	Horizontal	Horizontal	Pass
1331.000	-55.61	-2.91	-25.0	-30.61	182.00	Horizontal	Horizontal	Pass
2587.000	-37.68	2.41	-25.0	-12.68	182.00	Horizontal	Horizontal	N/A
8811.250	-41.22	15.77	-25.0	-16.22	361.00	Horizontal	Horizontal	Pass
17214.188	-36.07	18.22	-25.0	-11.07	286.00	Horizontal	Horizontal	Pass

RSE-V&H LTE Band 41 BW15 CH40690

RSE Test case_FCC PART22&24&27_FCC PART 27_2593_LTE B41

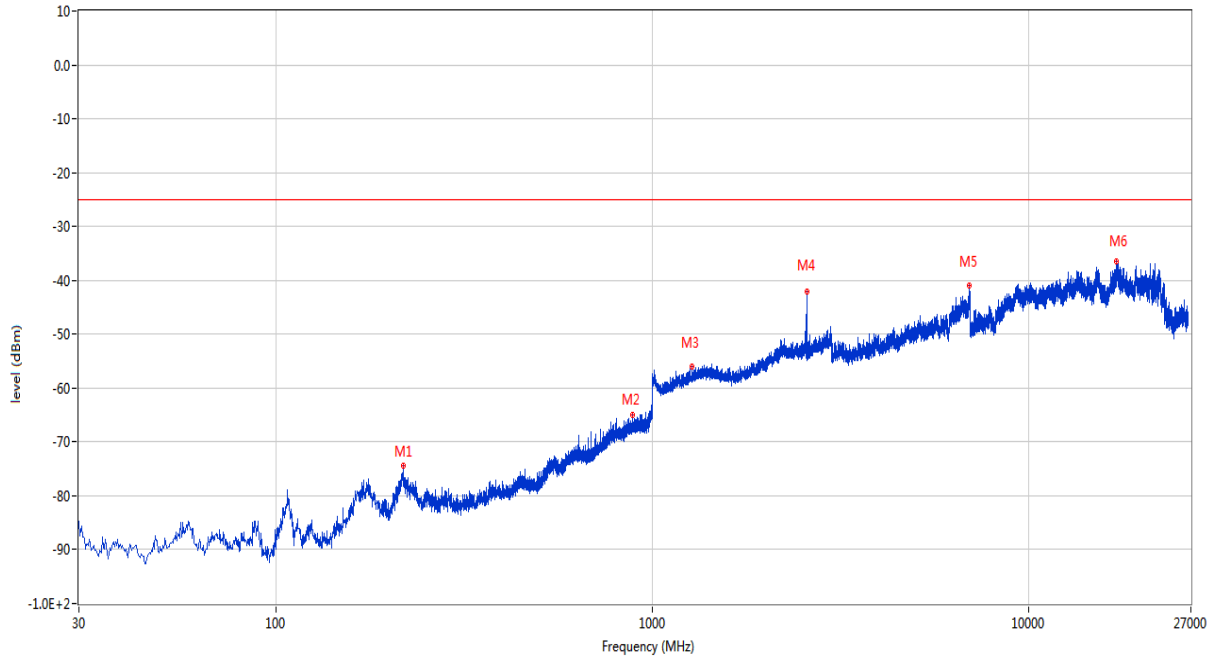


Frequency (MHz)	Result (dBm)	Factor (dB)	PK Limit (dBm)	Over Limit (dB)	Table (o)	ANT	EUT	Verdict
178.895	-78.50	-14.30	-25.0	-53.50	145.00	Vertical	Horizontal	Pass
883.115	-64.80	4.02	-25.0	-39.80	228.00	Vertical	Horizontal	Pass
1373.500	-55.30	-2.92	-25.0	-30.30	196.00	Vertical	Horizontal	Pass
2586.500	-42.29	2.40	-25.0	-17.29	55.00	Vertical	Horizontal	N/A
12755.438	-37.91	20.14	-25.0	-12.91	352.00	Vertical	Horizontal	Pass
21025.374	-36.73	23.26	-25.0	-11.73	171.00	Vertical	Horizontal	Pass

35.4 LTE Band 41 BW20, Middle Channel

RSE-H&H LTE Band 41 BW20 CH40690

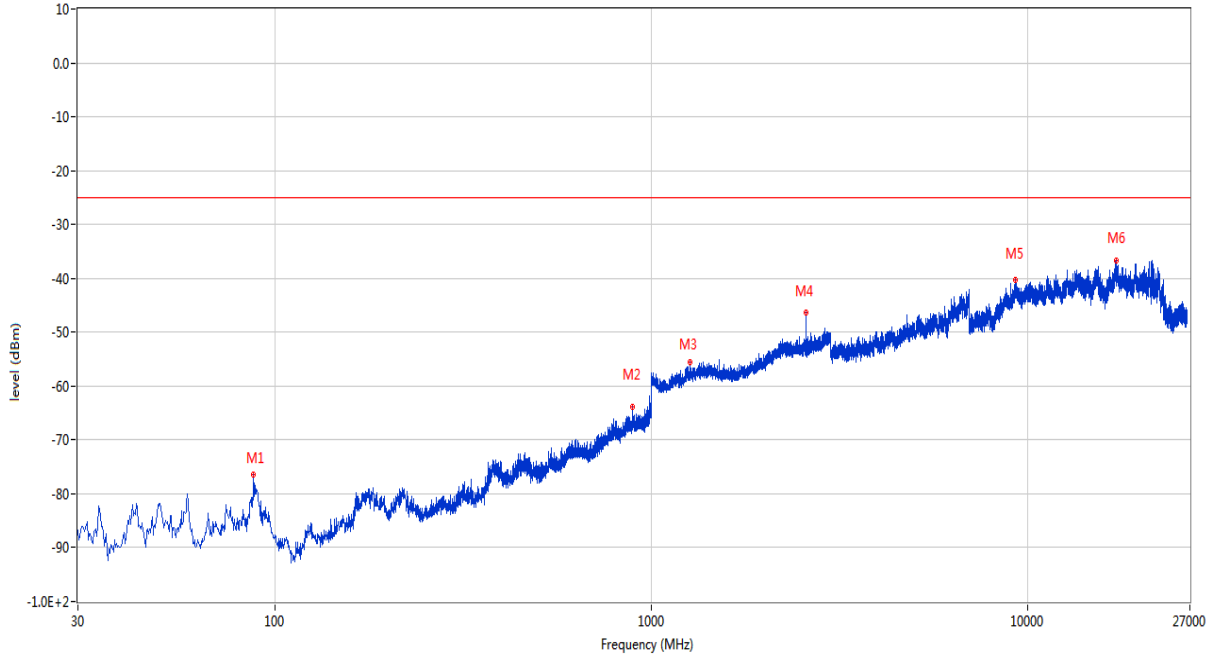
RSE Test case_FCC PART22&24&27_FCC PART 27_2593_LTE B41



Frequency (MHz)	Result (dBm)	Factor (dB)	PK Limit (dBm)	Over Limit (dB)	Table (o)	ANT	EUT	Verdict
217.695	-74.38	-16.37	-25.0	-49.38	197.00	Horizontal	Horizontal	Pass
885.055	-64.99	4.14	-25.0	-39.99	155.00	Horizontal	Horizontal	Pass
1277.000	-56.08	-3.27	-25.0	-31.08	12.00	Horizontal	Horizontal	Pass
2584.500	-42.07	2.39	-25.0	-17.07	179.00	Horizontal	Horizontal	N/A
6977.000	-40.90	13.94	-25.0	-15.90	290.00	Horizontal	Horizontal	Pass
17101.813	-36.54	19.42	-25.0	-11.54	-1.00	Horizontal	Horizontal	Pass

RSE-V&H LTE Band 41 BW20 CH40690

RSE Test case_FCC PART22&24&27_FCC PART 27_2593_LTE B41



Frequency (MHz)	Result (dBm)	Factor (dB)	PK Limit (dBm)	Over Limit (dB)	Table (o)	ANT	EUT	Verdict
87.957	-76.44	-21.51	-25.0	-51.44	278.00	Vertical	Horizontal	Pass
893.542	-63.77	4.36	-25.0	-38.77	-3.00	Vertical	Horizontal	Pass
1272.000	-55.50	-3.41	-25.0	-30.50	361.00	Vertical	Horizontal	Pass
2585.000	-46.41	2.40	-25.0	-21.41	66.00	Vertical	Horizontal	N/A
9311.500	-40.19	17.70	-25.0	-15.19	327.00	Vertical	Horizontal	Pass
17226.875	-36.72	18.04	-25.0	-11.72	81.00	Vertical	Horizontal	Pass

CA

36 CA_41C

36.1 CA_41C 20MHz+5MHz, QPSK, Low Channel

RSE-H&H CH39750 BW20 QPSK 1 HIGH CH39867 BW5 QPSK 1 LOW

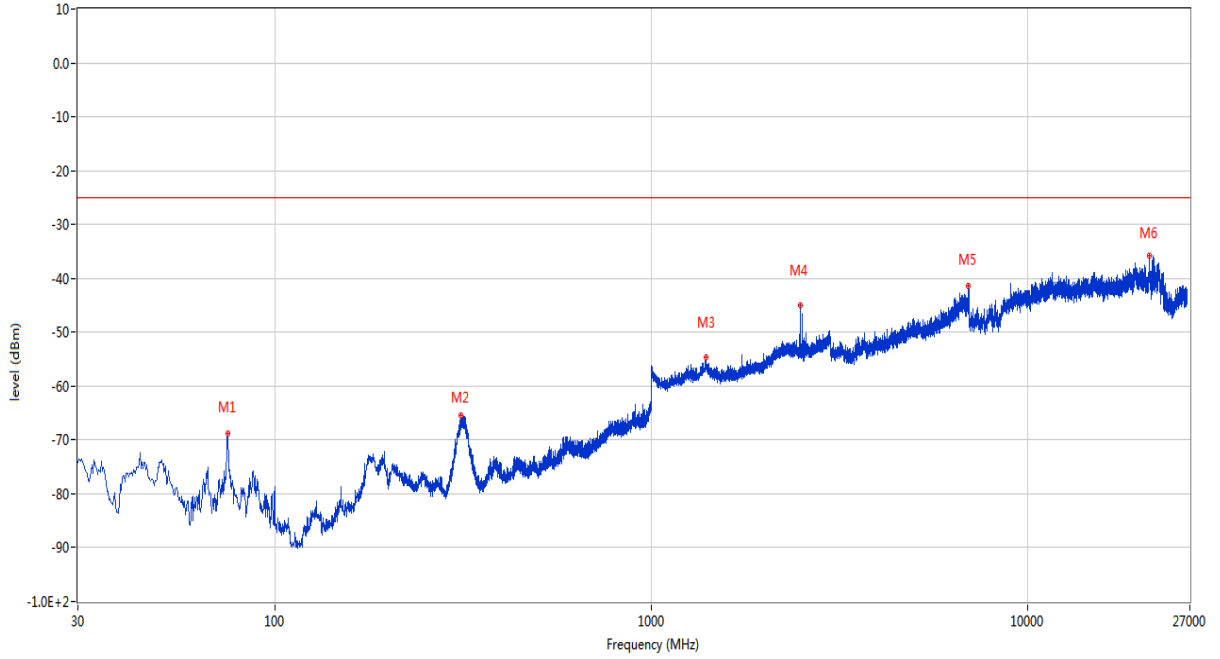
RSE Test case_FCC PART22&24&27_FCC PART 27_2593_LTE B41



Frequency (MHz)	Result (dBm)	Factor (dB)	PK Limit (dBm)	Over Limit (dB)	Table (o)	ANT	EUT	Verdict
32.182	-70.54	-16.61	-25.0	-45.54	149.00	Horizontal	Horizontal	Pass
319.788	-64.71	-10.93	-25.0	-39.71	203.00	Horizontal	Horizontal	Pass
1400.000	-54.47	-2.18	-25.0	-29.47	111.00	Horizontal	Horizontal	Pass
2489.000	-37.23	1.64	-25.0	-12.23	218.00	Horizontal	Horizontal	N/A
6999.000	-42.05	13.64	-25.0	-17.05	145.00	Horizontal	Horizontal	Pass
22361.125	-36.78	24.82	-25.0	-11.78	258.00	Horizontal	Horizontal	Pass

RSE-V&H CH39750 BW20 QPSK 1 HIGH CH39867 BW5 QPSK 1 LOW

RSE Test case_FCC PART22&24&27_FCC PART 27_2593_LTE B41

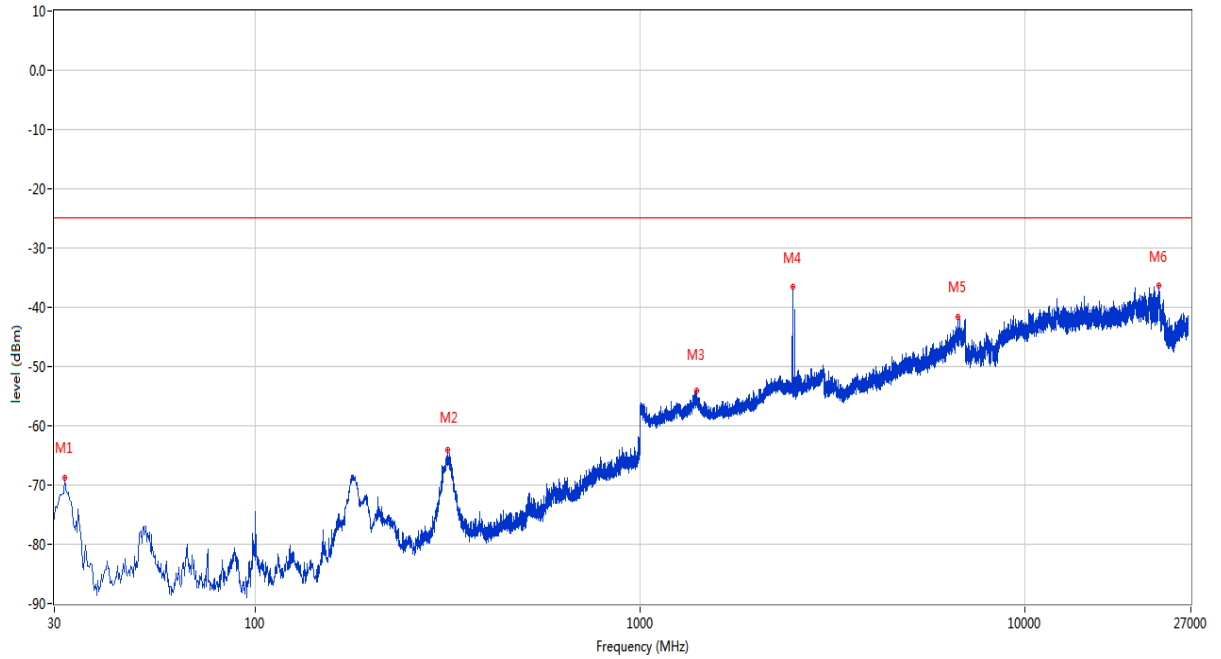


Frequency (MHz)	Result (dBm)	Factor (dB)	PK Limit (dBm)	Over Limit (dB)	Table (o)	ANT	EUT	Verdict
75.105	-68.75	-17.14	-25.0	-43.75	216.00	Vertical	Horizontal	Pass
312.998	-65.46	-11.15	-25.0	-40.46	89.00	Vertical	Horizontal	Pass
1399.500	-54.68	-2.18	-25.0	-29.68	42.00	Vertical	Horizontal	Pass
2489.000	-45.06	1.64	-25.0	-20.06	114.00	Vertical	Horizontal	N/A
6969.000	-41.50	13.41	-25.0	-16.50	314.00	Vertical	Horizontal	Pass
21048.125	-35.86	23.78	-25.0	-10.86	215.00	Vertical	Horizontal	Pass

36.2 CA_41C 20MHz+5MHz, 16-QAM, Low Channel

RSE-H&H CH39750 BW20 16QAM 1 HIGH CH39867 BW5 16QAM 1 LOW

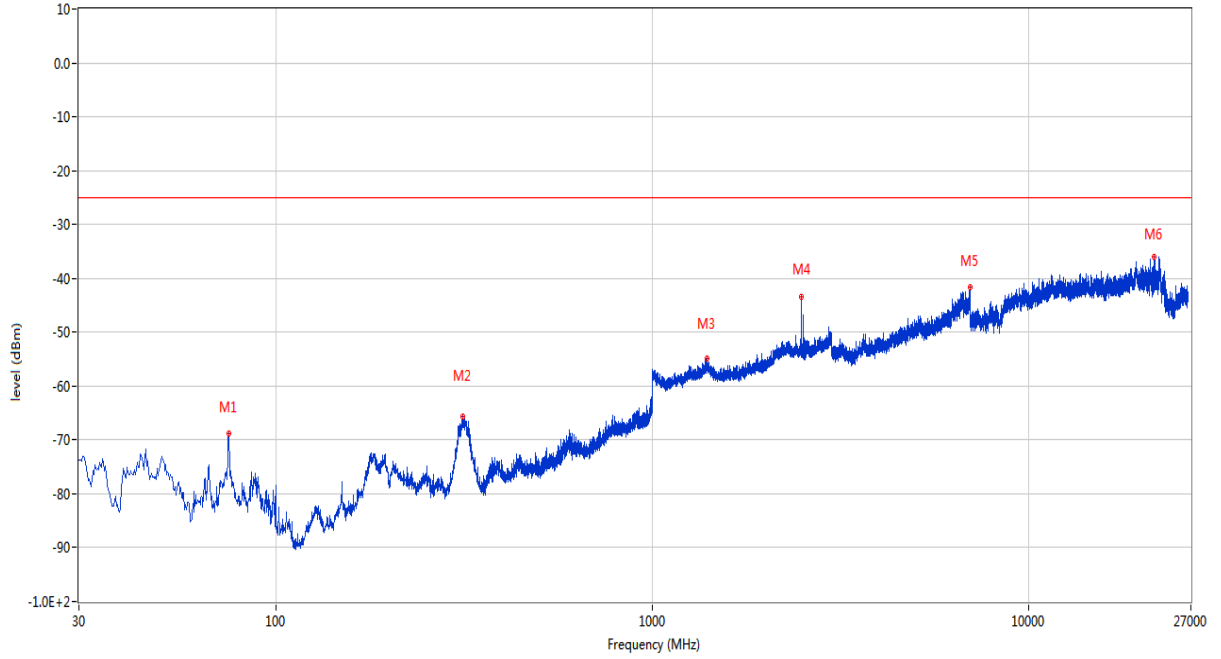
RSE Test case_FCC PART22&24&27_FCC PART 27_2593_LTE B41



Frequency (MHz)	Result (dBm)	Factor (dB)	PK Limit (dBm)	Over Limit (dB)	Table (o)	ANT	EUT	Verdict
31.455	-71.54	-18.01	-25.0	-46.54	139.00	Horizontal	Horizontal	Pass
315.180	-64.13	-11.03	-25.0	-39.13	61.00	Horizontal	Horizontal	Pass
1400.500	-54.04	-2.22	-25.0	-29.04	100.00	Horizontal	Horizontal	Pass
2488.500	-36.56	1.63	-25.0	-11.56	219.00	Horizontal	Horizontal	N/A
6686.000	-41.62	12.02	-25.0	-16.62	216.00	Horizontal	Horizontal	Pass
22231.126	-36.35	24.72	-25.0	-11.35	126.00	Horizontal	Horizontal	Pass

RSE-V&H CH39750 BW20 16QAM 1 HIGH CH39867 BW5 16QAM 1 LOW

RSE Test case_FCC PART22&24&27_FCC PART 27_2593_LTE B41



Frequency (MHz)	Result (dBm)	Factor (dB)	PK Limit (dBm)	Over Limit (dB)	Table (o)	ANT	EUT	Verdict
75.105	-68.86	-17.14	-25.0	-43.86	275.00	Vertical	Horizontal	Pass
314.695	-65.58	-11.03	-25.0	-40.58	83.00	Vertical	Horizontal	Pass
1403.000	-54.92	-2.29	-25.0	-29.92	264.00	Vertical	Horizontal	Pass
2488.500	-43.53	1.63	-25.0	-18.53	72.00	Vertical	Horizontal	N/A
6997.000	-41.67	13.60	-25.0	-16.67	86.00	Vertical	Horizontal	Pass
21621.750	-36.05	24.23	-25.0	-11.05	0.00	Vertical	Horizontal	Pass

36.3 CA_41C 20MHz+5MHz, QPSK, Middle Channel

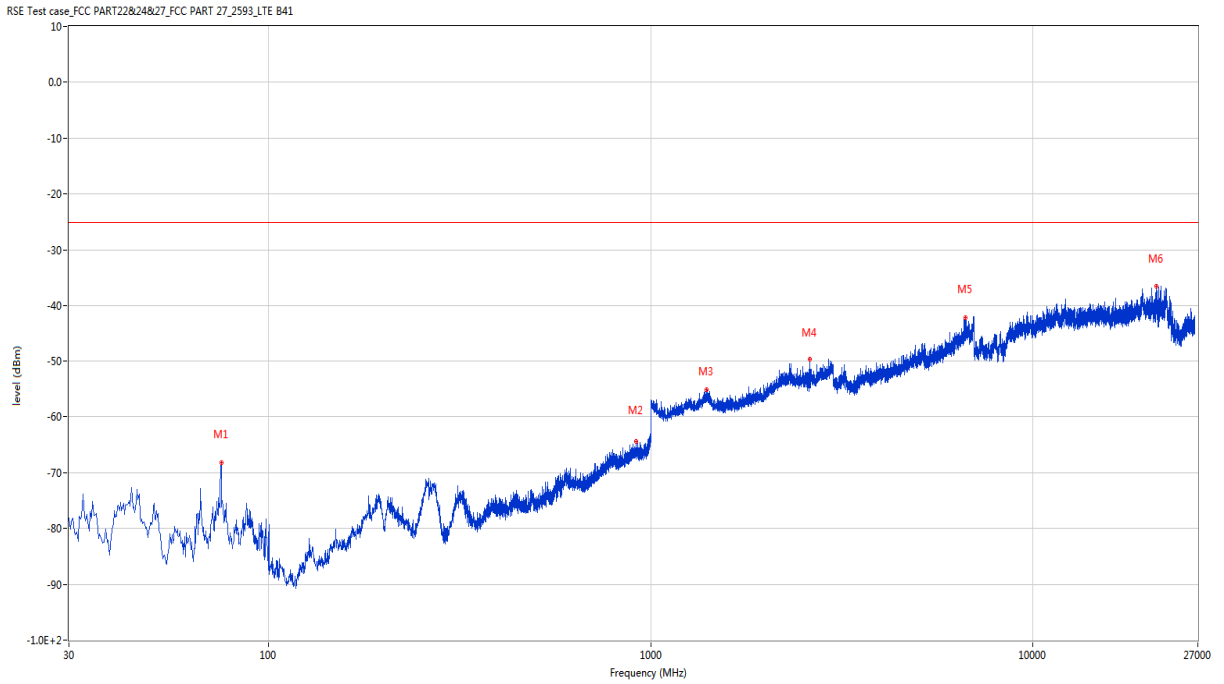
RSE-H&H CH40595 BW20 QPSK 1 HIGH CH40712 BW5 QPSK 1 LOW

RSE Test case_FCC PART22&24&27_FCC PART 27_2593_LTE B41



Frequency (MHz)	Result (dBm)	Factor (dB)	PK Limit (dBm)	Over Limit (dB)	Table (o)	ANT	EUT	Verdict
314.453	-69.37	-11.07	-25.0	-44.37	58.00	Horizontal	Horizontal	Pass
902.515	-63.62	4.85	-25.0	-38.62	202.00	Horizontal	Horizontal	Pass
1381.500	-54.63	-2.50	-25.0	-29.63	122.00	Horizontal	Horizontal	Pass
2600.000	-40.11	1.78	-25.0	-15.11	238.00	Horizontal	Horizontal	N/A
6979.000	-41.68	13.92	-25.0	-16.68	0.00	Horizontal	Horizontal	Pass
19305.812	-36.35	24.07	-25.0	-11.35	238.00	Horizontal	Horizontal	Pass

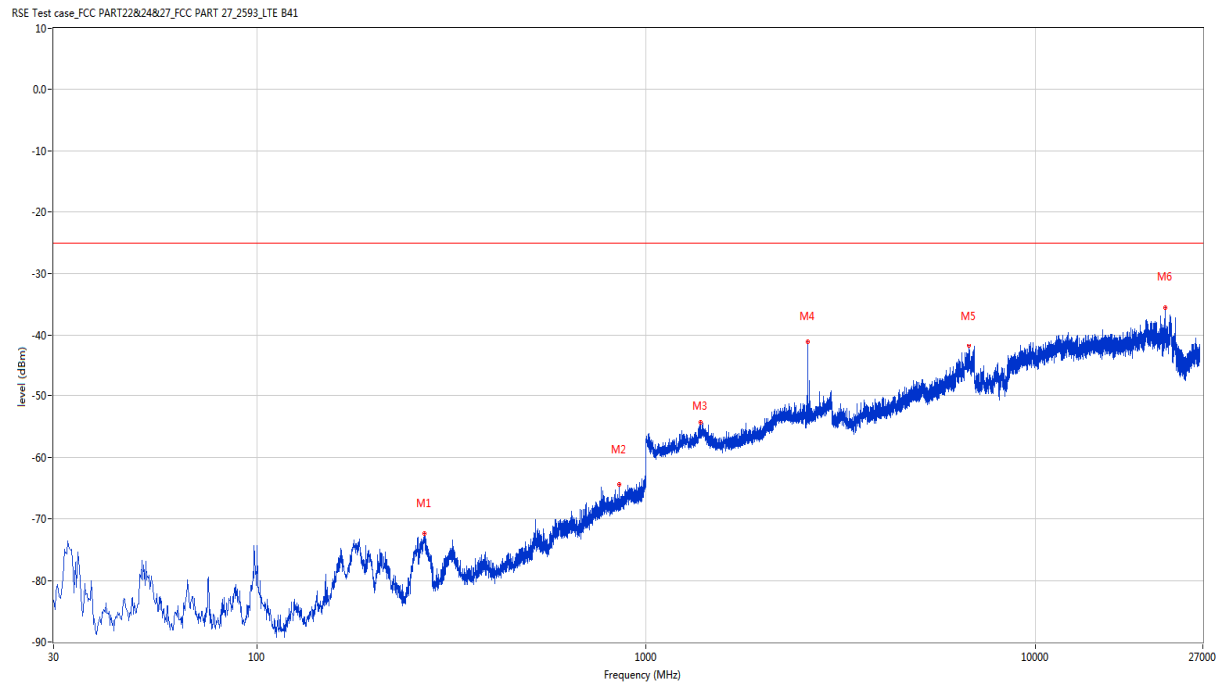
RSE-V&H CH40595 BW20 QPSK 1 HIGH CH40712 BW5 QPSK 1 LOW



Frequency (MHz)	Result (dBm)	Factor (dB)	PK Limit (dBm)	Over Limit (dB)	Table (o)	ANT	EUT	Verdict
75.105	-68.18	-16.99	-25.0	-43.18	253.00	Vertical	Horizontal	Pass
915.852	-64.36	4.91	-25.0	-39.36	200.00	Vertical	Horizontal	Pass
1401.000	-55.26	-1.96	-25.0	-30.26	142.00	Vertical	Horizontal	Pass
2600.000	-49.65	1.78	-25.0	-24.65	214.00	Vertical	Horizontal	N/A
6665.000	-42.11	11.58	-25.0	-17.11	329.00	Vertical	Horizontal	Pass
21056.250	-36.46	23.78	-25.0	-11.46	280.00	Vertical	Horizontal	Pass

36.4 CA_41C 20MHz+5MHz, 16-QAM, Middle Channel

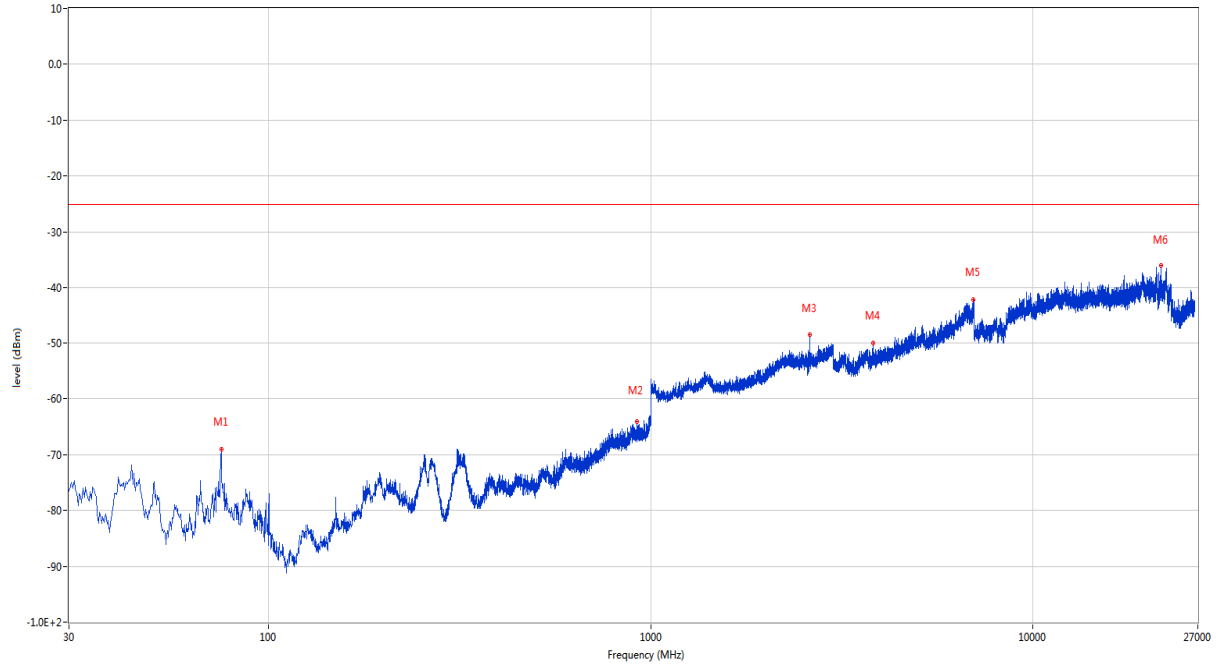
RSE-H&H CH40595 BW20 16QAM 1 HIGH CH40712 BW5 16QAM 1 LOW



Frequency (MHz)	Result (dBm)	Factor (dB)	PK Limit (dBm)	Over Limit (dB)	Table (o)	ANT	EUT	Verdict
269.105	-72.44	-12.70	-25.0	-47.44	223.00	Horizontal	Horizontal	Pass
854.742	-64.49	2.93	-25.0	-39.49	175.00	Horizontal	Horizontal	Pass
1379.500	-54.43	-2.59	-25.0	-29.43	109.00	Horizontal	Horizontal	Pass
2600.500	-41.11	1.79	-25.0	-16.11	232.00	Horizontal	Horizontal	N/A
6766.000	-41.95	11.42	-25.0	-16.95	287.00	Horizontal	Horizontal	Pass
21623.376	-35.49	24.23	-25.0	-10.49	250.00	Horizontal	Horizontal	Pass

RSE-V&H CH40595 BW20 16QAM 1 HIGH CH40712 BW5 16QAM 1 LOW

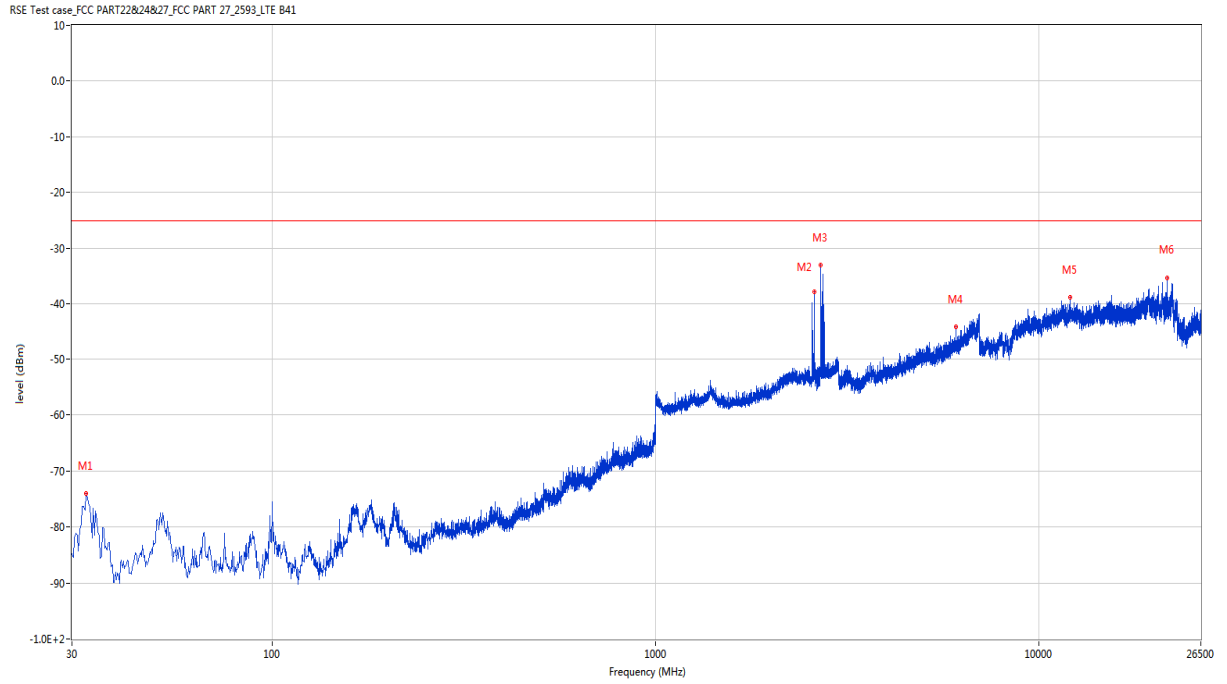
RSE Test case_FCC PART22&24&27_FCC PART 27_2593_LTE B41



Frequency (MHz)	Result (dBm)	Factor (dB)	PK Limit (dBm)	Over Limit (dB)	Table (o)	ANT	EUT	Verdict
75.105	-69.03	-16.99	-25.0	-44.03	233.00	Vertical	Horizontal	Pass
919.732	-64.12	4.77	-25.0	-39.12	344.00	Vertical	Horizontal	Pass
2600.000	-48.53	1.78	-25.0	-23.53	137.00	Vertical	Horizontal	N/A
3810.000	-49.98	5.02	-25.0	-24.98	154.00	Vertical	Horizontal	Pass
6995.000	-42.14	13.57	-25.0	-17.14	360.00	Vertical	Horizontal	Pass
21621.750	-36.04	24.23	-25.0	-11.04	279.00	Vertical	Horizontal	Pass

36.5 CA_41C 20MHz+5MHz, QPSK, High Channel

RSE-H&H CH41440 BW20 QPSK 1 HIGH CH41557 BW5 QPSK 1 LOW



Frequency (MHz)	Result (dBm)	Factor (dB)	PK Limit (dBm)	Over Limit (dB)	Table (o)	ANT	EUT	Verdict
32.667	-74.00	-16.60	-25.0	-49.00	109.00	Horizontal	Horizontal	Pass
2593.500	-37.84	1.56	-25.0	-12.84	198.00	Horizontal	Horizontal	N/A
2697.000	-32.99	2.36	-25.0	-7.99	151.00	Horizontal	Horizontal	N/A
6074.000	-44.07	8.84	-25.0	-19.07	68.00	Horizontal	Horizontal	Pass
12098.813	-38.83	18.16	-25.0	-13.83	236.00	Horizontal	Horizontal	Pass
21620.126	-35.25	24.23	-25.0	-10.25	66.00	Horizontal	Horizontal	Pass

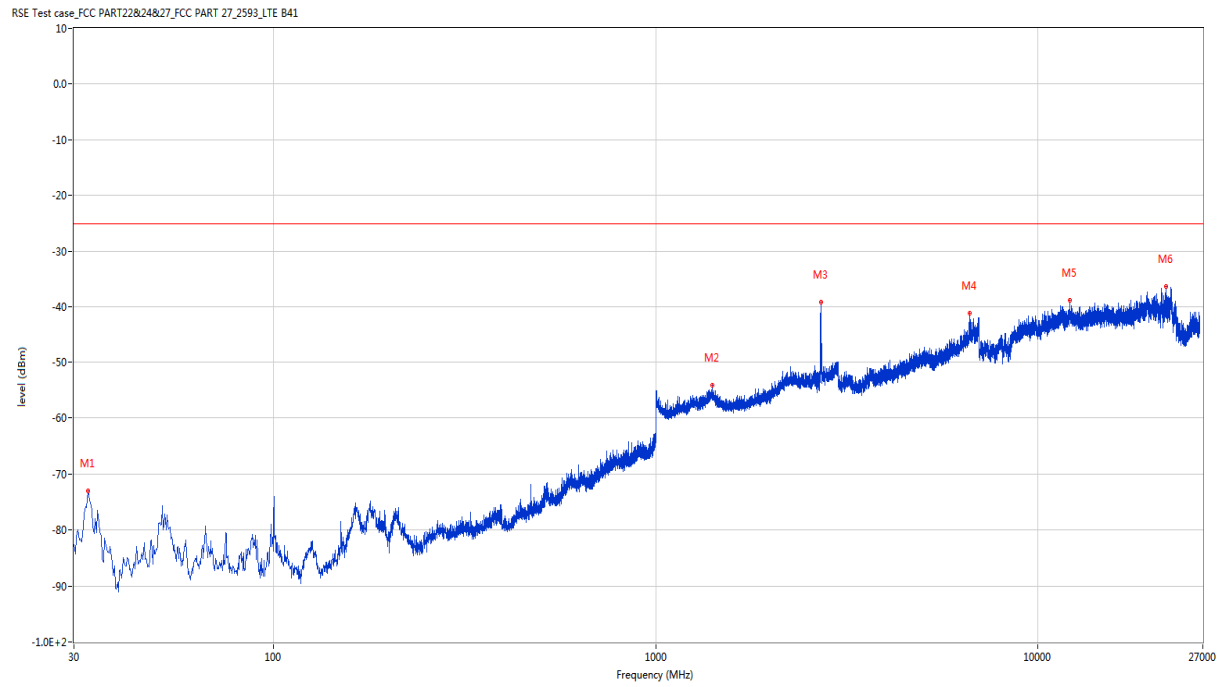
RSE-V&H CH41440 BW20 QPSK 1 HIGH CH41557 BW5 QPSK 1 LOW



Frequency (MHz)	Result (dBm)	Factor (dB)	PK Limit (dBm)	Over Limit (dB)	Table (o)	ANT	EUT	Verdict
75.105	-68.25	-17.06	-25.0	-43.25	232.00	Vertical	Horizontal	Pass
2583.500	-46.61	1.72	-25.0	-21.61	116.00	Vertical	Horizontal	N/A
2697.000	-43.83	2.36	-25.0	-18.83	165.00	Vertical	Horizontal	N/A
4666.000	-48.58	6.51	-25.0	-23.58	76.00	Vertical	Horizontal	Pass
12282.812	-38.37	18.34	-25.0	-13.37	130.00	Vertical	Horizontal	Pass
21621.750	-35.77	24.23	-25.0	-10.77	25.00	Vertical	Horizontal	Pass

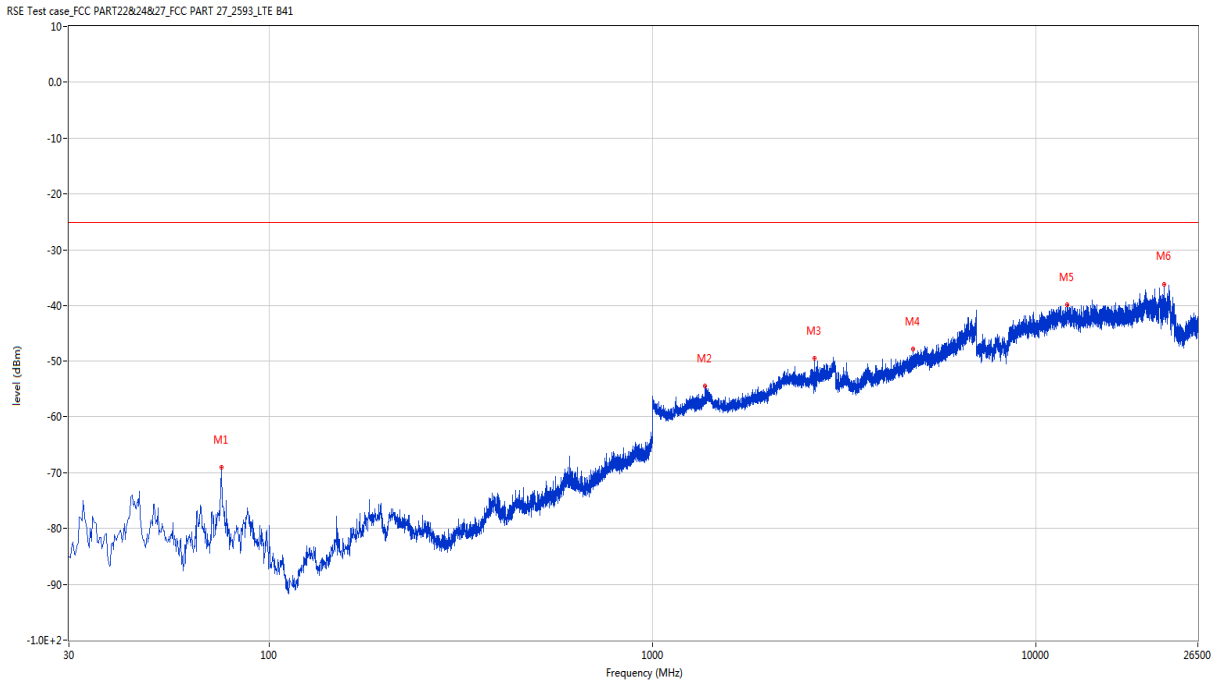
36.6 CA_41C 20MHz+5MHz, 16-QAM, High Channel

RSE-H&H CH41440 BW20 16QAM 1 HIGH CH41557 BW5 16QAM 1 LOW



Frequency (MHz)	Result (dBm)	Factor (dB)	PK Limit (dBm)	Over Limit (dB)	Table (o)	ANT	EUT	Verdict
32.667	-73.07	-16.60	-25.0	-48.07	163.00	Horizontal	Horizontal	Pass
1403.000	-54.20	-2.10	-25.0	-29.20	115.00	Horizontal	Horizontal	Pass
2700.000	-39.09	2.38	-25.0	-14.09	150.00	Horizontal	Horizontal	N/A
6611.000	-41.10	12.34	-25.0	-16.10	258.00	Horizontal	Horizontal	Pass
12110.312	-38.85	18.16	-25.0	-13.85	282.00	Horizontal	Horizontal	Pass
21621.750	-36.39	24.23	-25.0	-11.39	76.00	Horizontal	Horizontal	Pass

RSE-V&H CH41440 BW20 16QAM 1 HIGH CH41557 BW5 16QAM 1 LOW

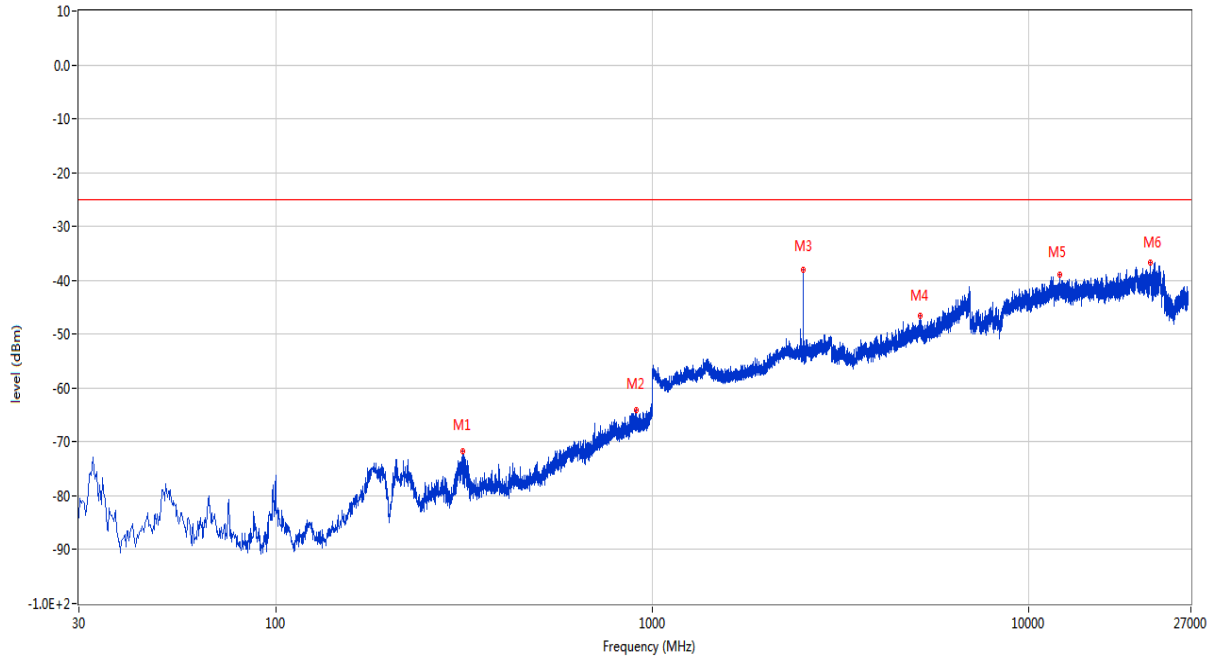


Frequency (MHz)	Result (dBm)	Factor (dB)	PK Limit (dBm)	Over Limit (dB)	Table (o)	ANT	EUT	Verdict
75.105	-69.07	-17.06	-25.0	-44.07	269.00	Vertical	Horizontal	Pass
1374.000	-54.59	-2.86	-25.0	-29.59	201.00	Vertical	Horizontal	Pass
2652.500	-49.49	2.06	-25.0	-24.49	190.00	Vertical	Horizontal	N/A
4788.000	-47.84	7.43	-25.0	-22.84	127.00	Vertical	Horizontal	Pass
12107.437	-39.72	18.17	-25.0	-14.72	122.00	Vertical	Horizontal	Pass
21638.001	-36.21	24.25	-25.0	-11.21	157.00	Vertical	Horizontal	Pass

36.7 CA_41C 20MHz+20MHz, QPSK, Low Channel

RSE-H&H CH39750 BW20 QPSK 1 HIGH CH39948 BW20 QPSK 1 LOW

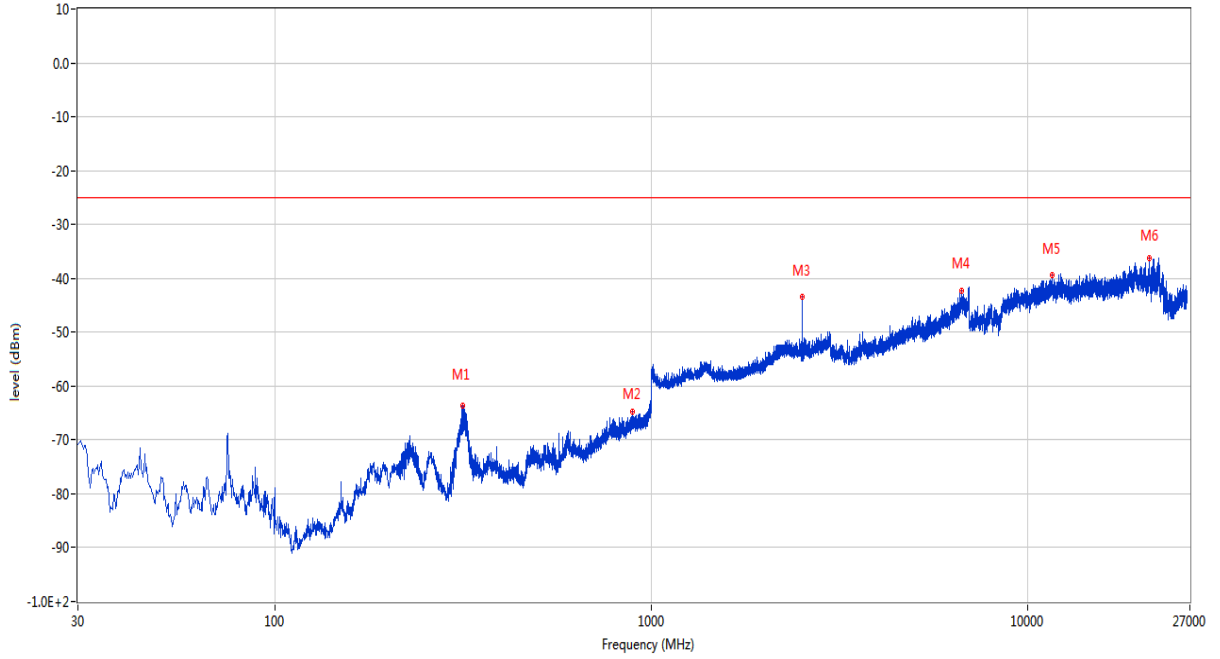
RSE Test case_FCC PART22&24&27_FCC PART 27_2593_LTE B41



Frequency (MHz)	Result (dBm)	Factor (dB)	PK Limit (dBm)	Over Limit (dB)	Table (o)	ANT	EUT	Verdict
314.695	-71.76	-11.03	-25.0	-46.76	81.00	Horizontal	Horizontal	Pass
906.153	-64.13	4.78	-25.0	-39.13	81.00	Horizontal	Horizontal	Pass
2515.500	-38.09	1.87	-25.0	-13.09	134.00	Horizontal	Horizontal	N/A
5169.000	-46.63	7.44	-25.0	-21.63	136.00	Horizontal	Horizontal	Pass
12120.375	-38.85	18.14	-25.0	-13.85	148.00	Horizontal	Horizontal	Pass
21043.249	-36.80	23.77	-25.0	-11.80	361.00	Horizontal	Horizontal	Pass

RSE-V&V CH39750 BW20 QPSK 1 HIGH CH39948 BW20 QPSK 1 LOW

RSE Test case_FCC PART22&24&27_FCC PART 27_2593_LTE B41

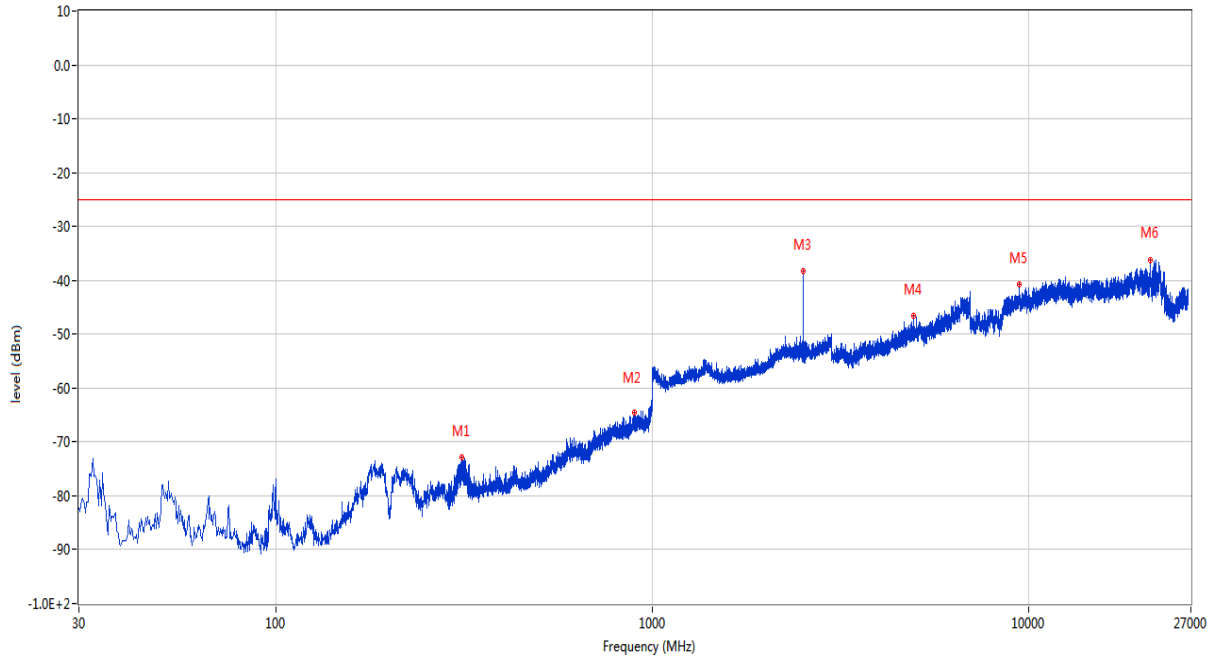


Frequency (MHz)	Result (dBm)	Factor (dB)	PK Limit (dBm)	Over Limit (dB)	Table (o)	ANT	EUT	Verdict
314.938	-63.61	-11.02	-25.0	-38.61	17.00	Vertical	Vertical	Pass
891.118	-64.80	4.61	-25.0	-39.80	209.00	Vertical	Vertical	Pass
2515.500	-43.39	1.87	-25.0	-18.39	0.00	Vertical	Vertical	N/A
6672.000	-42.32	11.59	-25.0	-17.32	251.00	Vertical	Vertical	Pass
11598.562	-39.40	17.98	-25.0	-14.40	124.00	Vertical	Vertical	Pass
21051.376	-36.20	23.78	-25.0	-11.20	-3.00	Vertical	Vertical	Pass

36.8 CA_41C 20MHz+20MHz, 16-QAM, Low Channel

RSE-H&H CH39750 BW20 16QAM 1 HIGH CH39948 BW20 16QAM 1 LOW

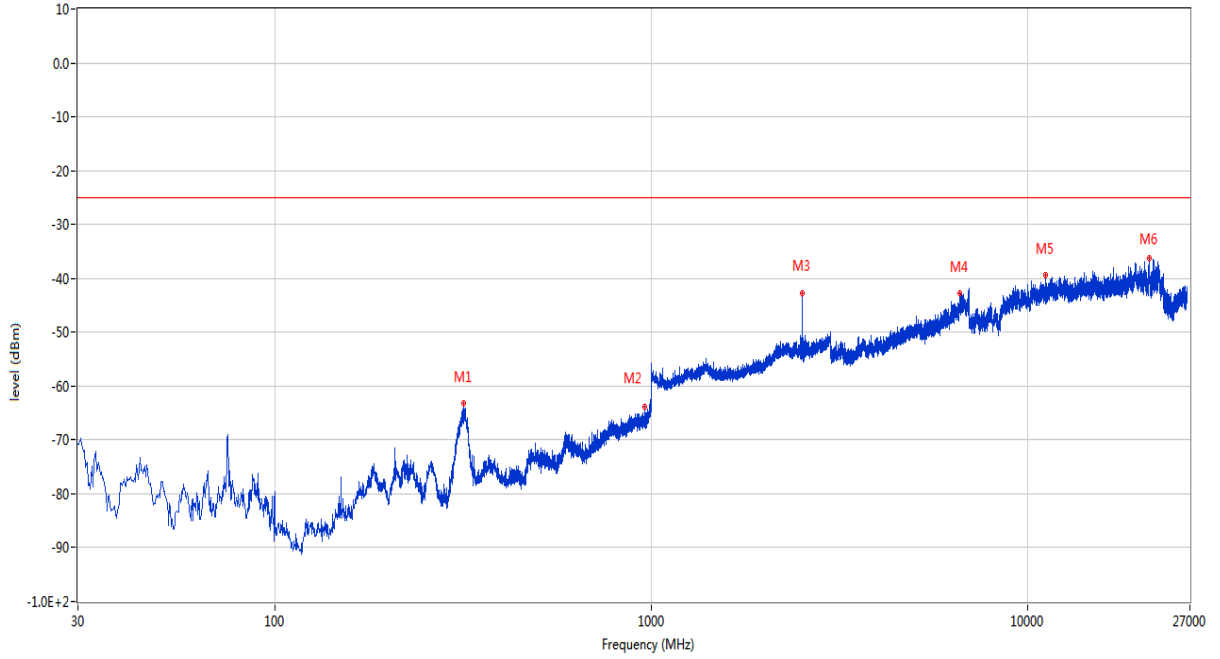
RSE Test case_FCC PART22&24&27_FCC PART 27_2593_LTE B41



Frequency (MHz)	Result (dBm)	Factor (dB)	PK Limit (dBm)	Over Limit (dB)	Table (o)	ANT	EUT	Verdict
311.542	-72.92	-11.21	-25.0	-47.92	244.00	Horizontal	Horizontal	Pass
895.968	-64.56	4.71	-25.0	-39.56	360.00	Horizontal	Horizontal	Pass
2515.500	-38.21	1.87	-25.0	-13.21	143.00	Horizontal	Horizontal	N/A
4947.000	-46.57	6.94	-25.0	-21.57	310.00	Horizontal	Horizontal	Pass
9456.687	-40.77	16.60	-25.0	-15.77	94.00	Horizontal	Horizontal	Pass
21038.375	-36.18	23.77	-25.0	-11.18	236.00	Horizontal	Horizontal	Pass

RSE-V&V CH39750 BW20 16QAM 1 HIGH CH39948 BW20 16QAM 1 LOW

RSE Test case_FCC PART22&24&27_FCC PART 27_2593_LTE B41

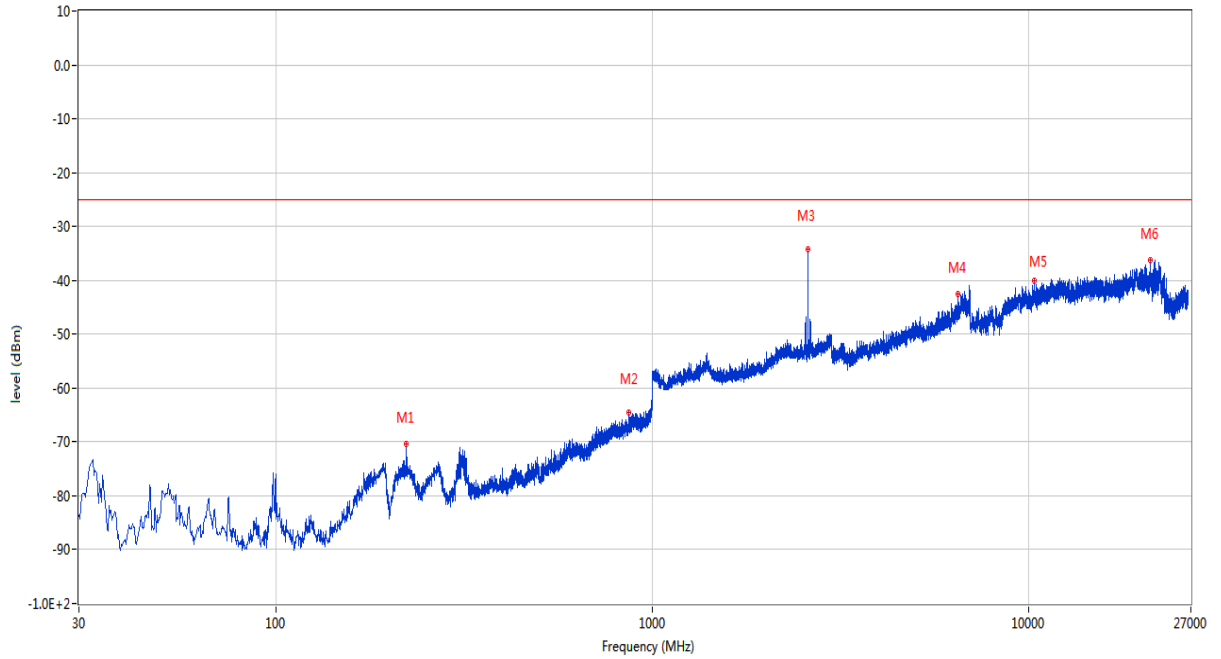


Frequency (MHz)	Result (dBm)	Factor (dB)	PK Limit (dBm)	Over Limit (dB)	Table (o)	ANT	EUT	Verdict
318.575	-63.27	-11.04	-25.0	-38.27	3.00	Vertical	Vertical	Pass
962.898	-63.79	4.87	-25.0	-38.79	37.00	Vertical	Vertical	Pass
2515.500	-42.85	1.87	-25.0	-17.85	343.00	Vertical	Vertical	N/A
6618.000	-42.70	12.07	-25.0	-17.70	115.00	Vertical	Vertical	Pass
11145.750	-39.47	16.76	-25.0	-14.47	262.00	Vertical	Vertical	Pass
21028.624	-36.25	23.76	-25.0	-11.25	322.00	Vertical	Vertical	Pass

36.9 CA_41C 20MHz+20MHz, QPSK, Middle Channel

RSE-H&H CH40521 BW20 QPSK 1 HIGH CH40719 BW20 QPSK 1 LOW

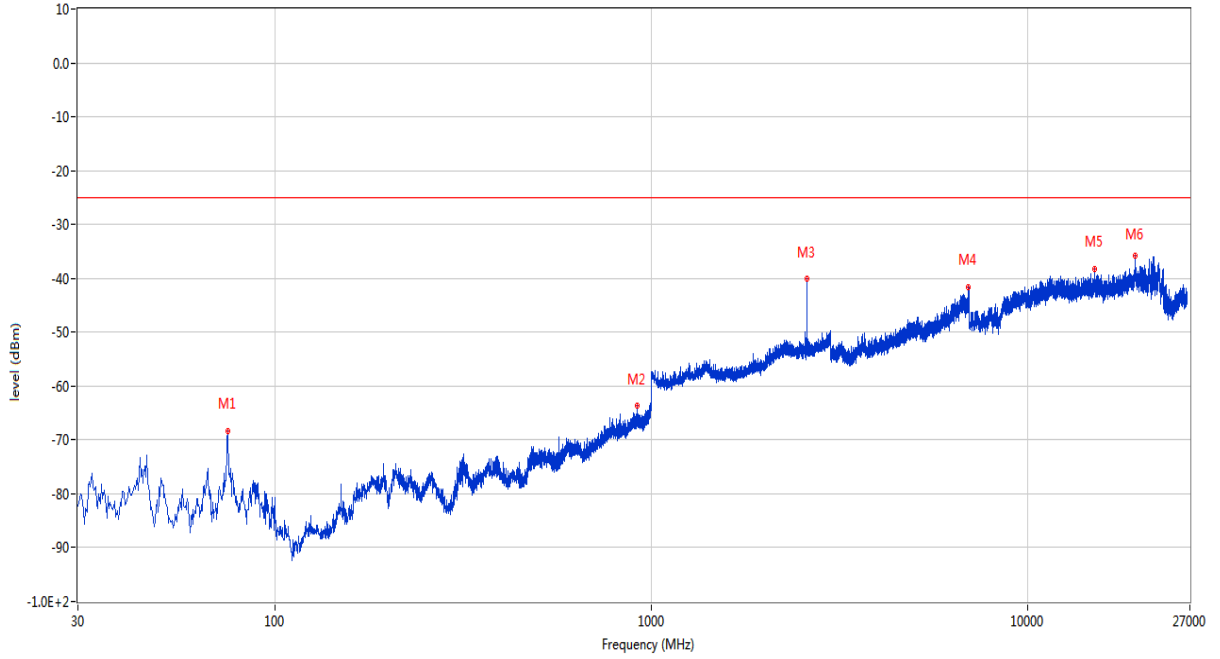
RSE Test case_FCC PART22&24&27_FCC PART 27_2593_LTE B41



Frequency (MHz)	Result (dBm)	Factor (dB)	PK Limit (dBm)	Over Limit (dB)	Table (o)	ANT	EUT	Verdict
222.545	-70.36	-15.03	-25.0	-45.36	76.00	Horizontal	Horizontal	Pass
866.625	-64.61	3.37	-25.0	-39.61	266.00	Horizontal	Horizontal	Pass
2592.500	-34.16	1.71	-25.0	-9.16	136.00	Horizontal	Horizontal	N/A
6503.000	-42.62	10.70	-25.0	-17.62	4.00	Horizontal	Horizontal	Pass
10362.313	-40.12	16.99	-25.0	-15.12	340.00	Horizontal	Horizontal	Pass
21009.125	-36.23	23.75	-25.0	-11.23	150.00	Horizontal	Horizontal	Pass

RSE-V&V CH40521 BW20 QPSK 1 HIGH CH40719 BW20 QPSK 1 LOW

RSE Test case_FCC PART22&24&27_FCC PART 27_2593_LTE B41

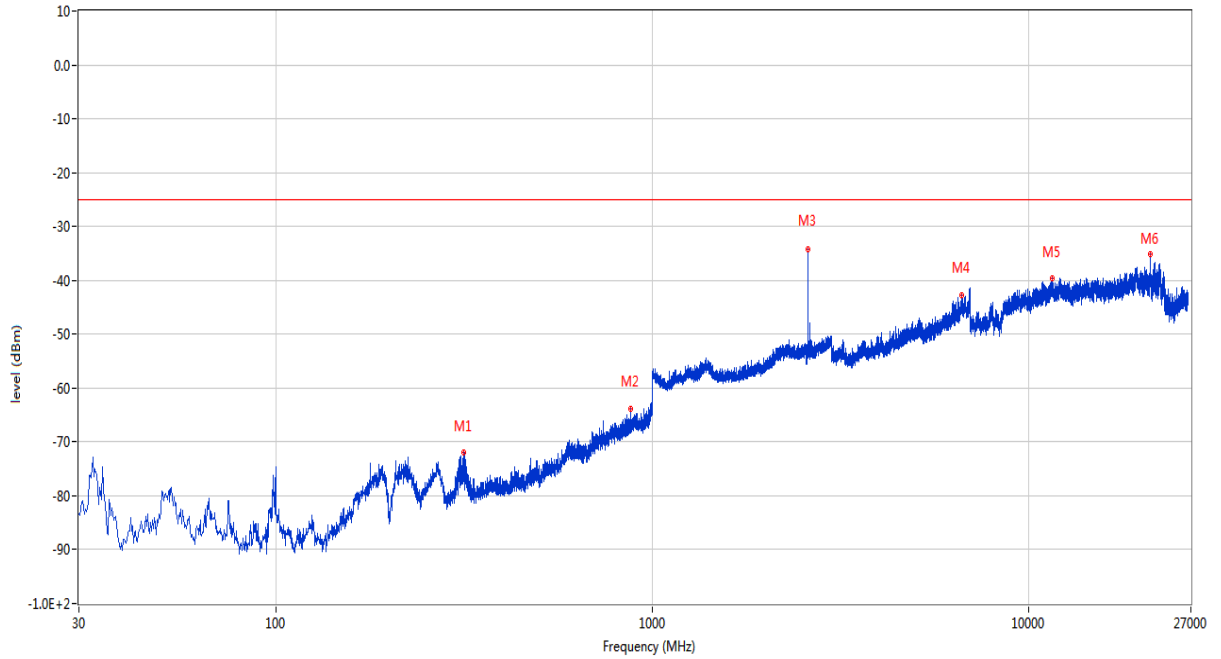


Frequency (MHz)	Result (dBm)	Factor (dB)	PK Limit (dBm)	Over Limit (dB)	Table (o)	ANT	EUT	Verdict
75.105	-68.25	-16.99	-25.0	-43.25	166.00	Vertical	Vertical	Pass
919.732	-63.69	4.77	-25.0	-38.69	16.00	Vertical	Vertical	Pass
2592.500	-40.15	1.71	-25.0	-15.15	342.00	Vertical	Vertical	N/A
6976.000	-41.65	13.74	-25.0	-16.65	67.00	Vertical	Vertical	Pass
15115.312	-38.34	16.28	-25.0	-13.34	136.00	Vertical	Vertical	Pass
19325.749	-35.84	24.61	-25.0	-10.84	19.00	Vertical	Vertical	Pass

36.10 CA_41C 20MHz+20MHz, 16-QAM, Middle Channel

RSE-H&H CH40521 BW20 16QAM 1 HIGH CH40719 BW20 16QAM 1 LOW

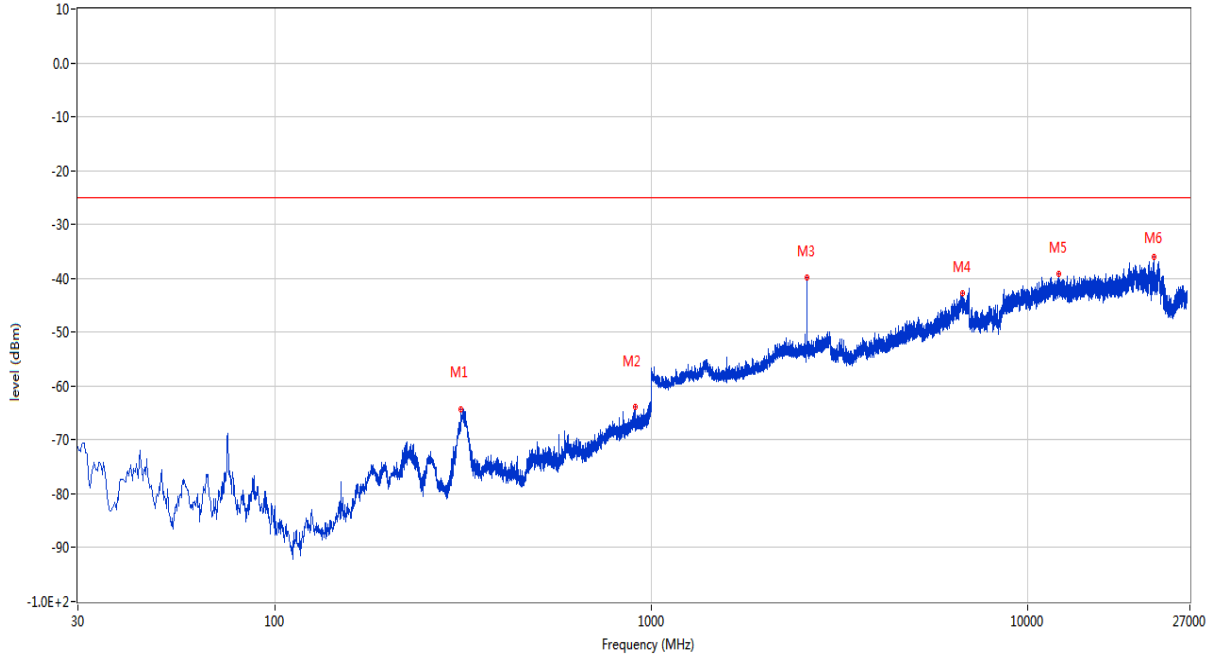
RSE Test case_FCC PART22&24&27_FCC PART 27_2593_LTE B41



Frequency (MHz)	Result (dBm)	Factor (dB)	PK Limit (dBm)	Over Limit (dB)	Table (o)	ANT	EUT	Verdict
314.938	-72.02	-11.06	-25.0	-47.02	278.00	Horizontal	Horizontal	Pass
875.355	-63.79	3.72	-25.0	-38.79	264.00	Horizontal	Horizontal	Pass
2592.500	-34.20	1.71	-25.0	-9.20	170.00	Horizontal	Horizontal	N/A
6638.000	-42.81	12.07	-25.0	-17.81	346.00	Horizontal	Horizontal	Pass
11587.063	-39.51	17.75	-25.0	-14.51	361.00	Horizontal	Horizontal	Pass
21030.250	-35.14	23.76	-25.0	-10.14	89.00	Horizontal	Horizontal	Pass

RSE-V&V CH40521 BW20 16QAM 1 HIGH CH40719 BW20 16QAM 1 LOW

RSE Test case_FCC PART22&24&27_FCC PART 27_2593_LTE B41

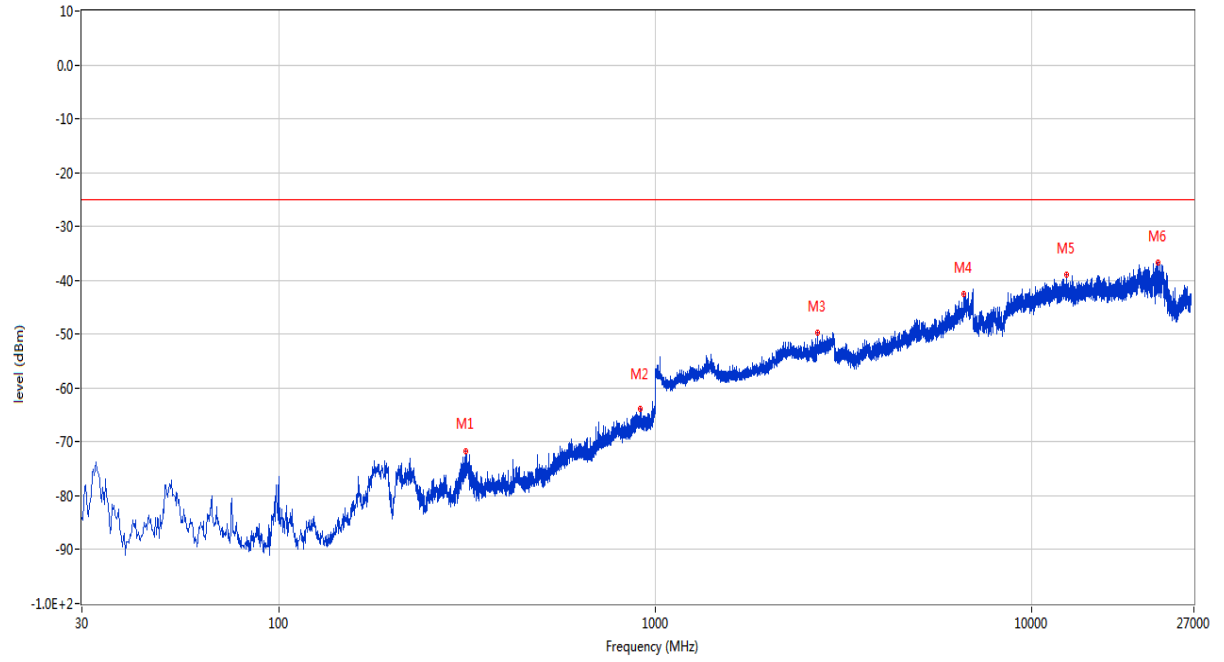


Frequency (MHz)	Result (dBm)	Factor (dB)	PK Limit (dBm)	Over Limit (dB)	Table (o)	ANT	EUT	Verdict
312.998	-64.38	-11.05	-25.0	-39.38	363.00	Vertical	Vertical	Pass
907.607	-63.81	4.89	-25.0	-38.81	1.00	Vertical	Vertical	Pass
2592.500	-39.91	1.71	-25.0	-14.91	344.00	Vertical	Vertical	N/A
6725.000	-42.85	11.27	-25.0	-17.85	133.00	Vertical	Vertical	Pass
12107.437	-39.24	18.17	-25.0	-14.24	295.00	Vertical	Vertical	Pass
21626.624	-36.28	24.24	-25.0	-11.28	289.00	Vertical	Vertical	Pass

36.11 CA_41C 20MHz+20MHz, QPSK, High Channel

RSE-H&H CH41292 BW20 QPSK 1 HIGH CH41490 BW20 QPSK 1 LOW

RSE Test case_FCC PART22&24&27_FCC PART 27_2593_LTE B41



Frequency (MHz)	Result (dBm)	Factor (dB)	PK Limit (dBm)	Over Limit (dB)	Table (o)	ANT	EUT	Verdict
313.240	-71.61	-11.09	-25.0	-46.61	73.00	Horizontal	Horizontal	Pass
911.245	-63.97	4.82	-25.0	-38.97	16.00	Horizontal	Horizontal	Pass
2700.500	-49.79	2.39	-25.0	-24.79	139.00	Horizontal	Horizontal	N/A
6613.000	-42.60	12.34	-25.0	-17.60	275.00	Horizontal	Horizontal	Pass
12383.438	-38.95	18.17	-25.0	-13.95	118.00	Horizontal	Horizontal	Pass
21629.874	-36.66	24.24	-25.0	-11.66	363.00	Horizontal	Horizontal	Pass

RSE-V&V CH41292 BW20 QPSK 1 HIGH CH41490 BW20 QPSK 1 LOW

RSE Test case_FCC PART22&24&27_FCC PART 27_2593_LTE B41

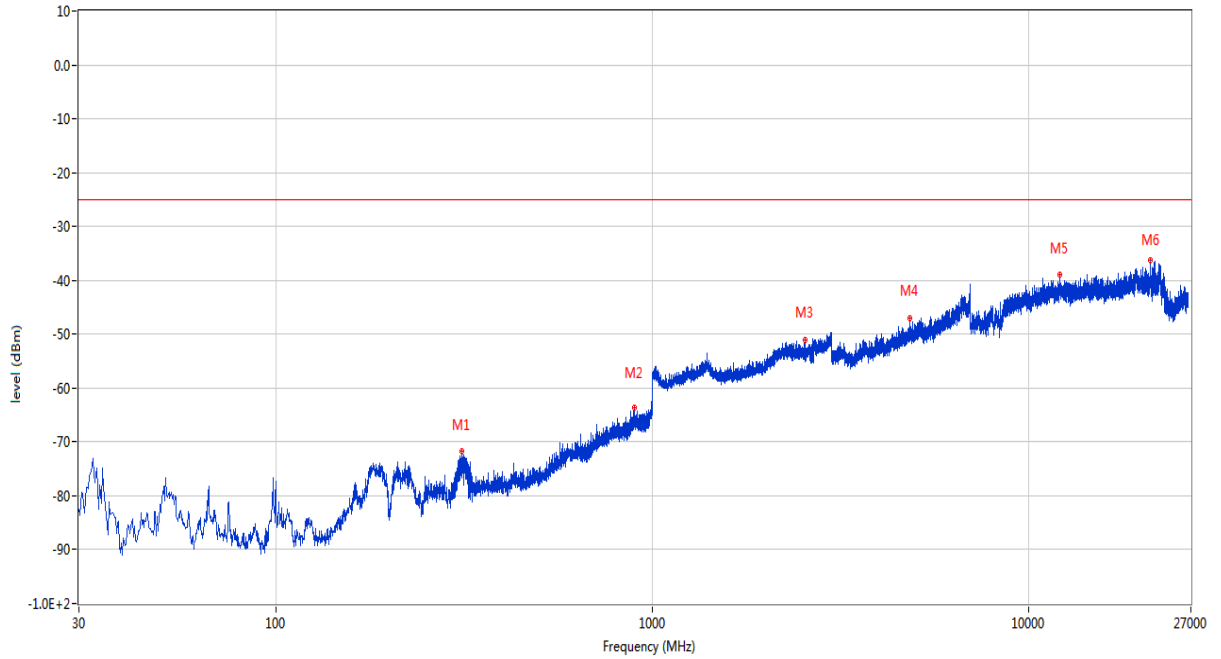


Frequency (MHz)	Result (dBm)	Factor (dB)	PK Limit (dBm)	Over Limit (dB)	Table (o)	ANT	EUT	Verdict
75.105	-69.50	-17.06	-25.0	-44.50	142.00	Vertical	Vertical	Pass
888.935	-64.93	4.40	-25.0	-39.93	183.00	Vertical	Vertical	Pass
2654.500	-51.21	2.08	-25.0	-26.21	106.00	Vertical	Vertical	N/A
5156.000	-46.92	7.26	-25.0	-21.92	172.00	Vertical	Vertical	Pass
11568.375	-38.71	17.38	-25.0	-13.71	188.00	Vertical	Vertical	Pass
21044.875	-36.48	23.77	-25.0	-11.48	153.00	Vertical	Vertical	Pass

36.12 CA_41C 20MHz+20MHz, 16-QAM, High Channel

RSE-H&H CH41292 BW20 16QAM 1 HIGH CH41490 BW20 16QAM 1 LOW

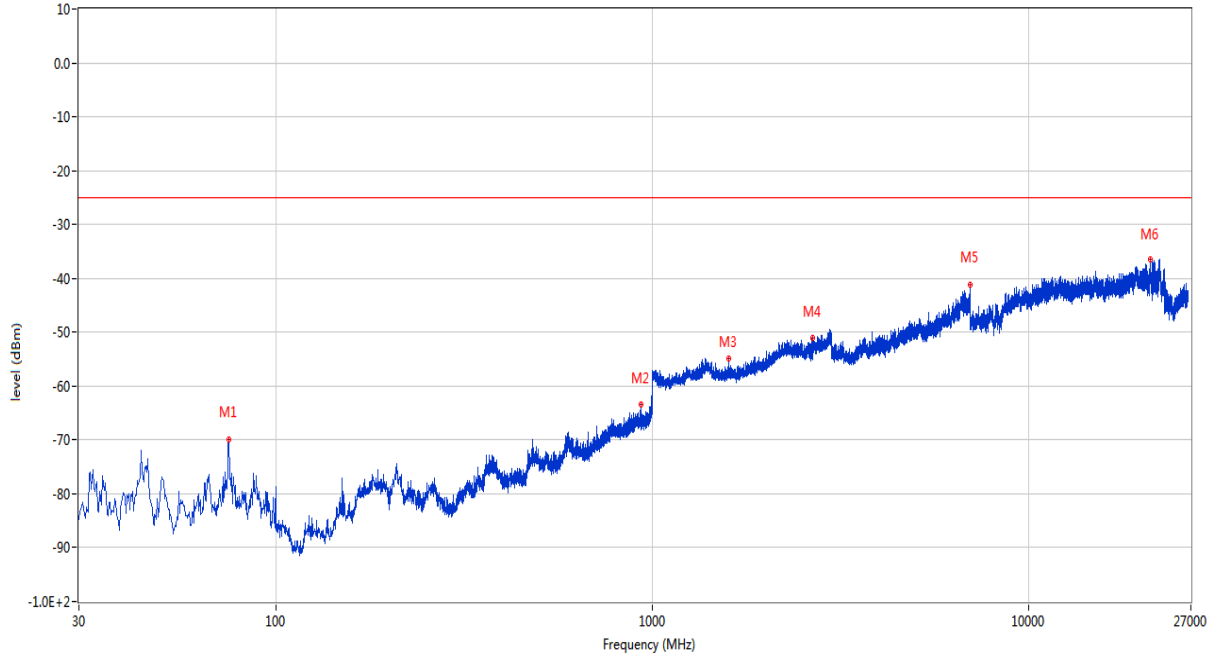
RSE Test case_FCC PART22&24&27_FCC PART 27_2593_LTE B41



Frequency (MHz)	Result (dBm)	Factor (dB)	PK Limit (dBm)	Over Limit (dB)	Table (o)	ANT	EUT	Verdict
312.513	-71.76	-11.12	-25.0	-46.76	105.00	Horizontal	Horizontal	Pass
898.878	-63.67	4.75	-25.0	-38.67	251.00	Horizontal	Horizontal	Pass
2548.000	-50.98	0.69	-25.0	-25.98	79.00	Horizontal	Horizontal	Pass
4839.000	-46.95	7.07	-25.0	-21.95	184.00	Horizontal	Horizontal	Pass
12106.000	-38.84	18.17	-25.0	-13.84	145.00	Horizontal	Horizontal	Pass
21028.624	-36.19	23.76	-25.0	-11.19	257.00	Horizontal	Horizontal	Pass

RSE-V&V CH41292 BW20 16QAM 1 HIGH CH41490 BW20 16QAM 1 LOW

RSE Test case_FCC PART22&24&27_FCC PART 27_2593_LTE B41



Frequency (MHz)	Result (dBm)	Factor (dB)	PK Limit (dBm)	Over Limit (dB)	Table (o)	ANT	EUT	Verdict
75.105	-69.86	-17.06	-25.0	-44.86	154.00	Vertical	Vertical	Pass
933.070	-63.49	4.70	-25.0	-38.49	-3.00	Vertical	Vertical	Pass
1602.000	-54.83	-3.87	-25.0	-29.83	18.00	Vertical	Vertical	Pass
2669.500	-51.02	2.18	-25.0	-26.02	352.00	Vertical	Vertical	N/A
6987.000	-41.29	13.69	-25.0	-16.29	214.00	Vertical	Vertical	Pass
21035.125	-36.39	23.77	-25.0	-11.39	363.00	Vertical	Vertical	Pass