

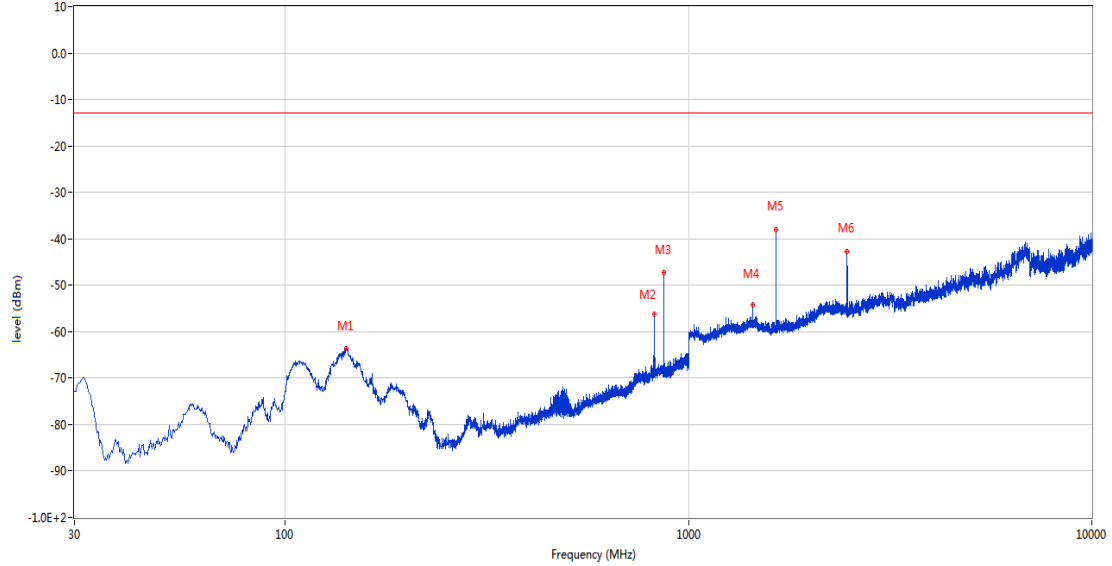
Annex A.7 Field Strength of Spurious Radiation

1 GSM 850

1.1 GSM 850 Low Channel

RSE-H&V GSM 850 CH128

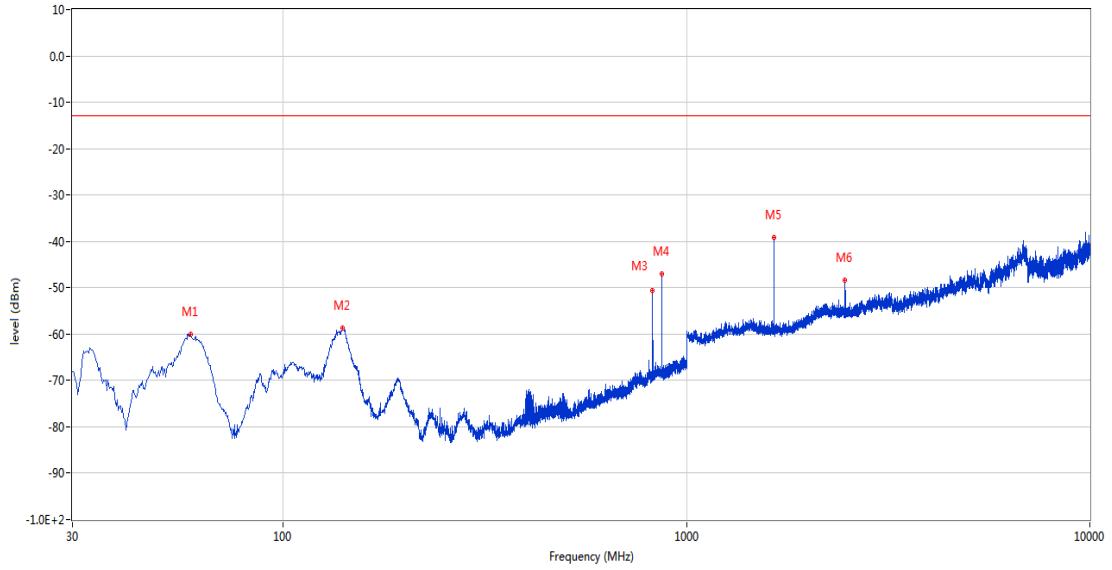
RSE Test case_FCC PART22&24&27_FCC PART 22_850_GSM 850&CDMA BC0&WCDMA B5<E B5&26



Frequency (MHz)	Result (dBm)	Factor (dB)	PK Limit (dBm)	Over Limit (dB)	Table (o)	ANT	EUT	Verdict
141.307	-63.70	-14.53	-13.0	-50.70	192.00	Horizontal	Vertical	Pass
824.188	-56.29	1.34	-13.0	-43.29	315.00	Horizontal	Vertical	N/A
869.292	-47.34	1.05	-13.0	-34.34	151.00	Horizontal	Vertical	N/A
1444.500	-54.25	-5.04	-13.0	-41.25	255.00	Horizontal	Vertical	Pass
1649.000	-38.04	-6.08	-13.0	-25.04	334.00	Horizontal	Vertical	Pass
2473.000	-42.65	-1.63	-13.0	-29.65	5.00	Horizontal	Vertical	Pass

RSE-V&V GSM 850 CH128

RSE Test case_FCC PART22&24&27_FCC PART 22_850_GSM 850&CDMA BC0&WCDMA B5<E B5&26

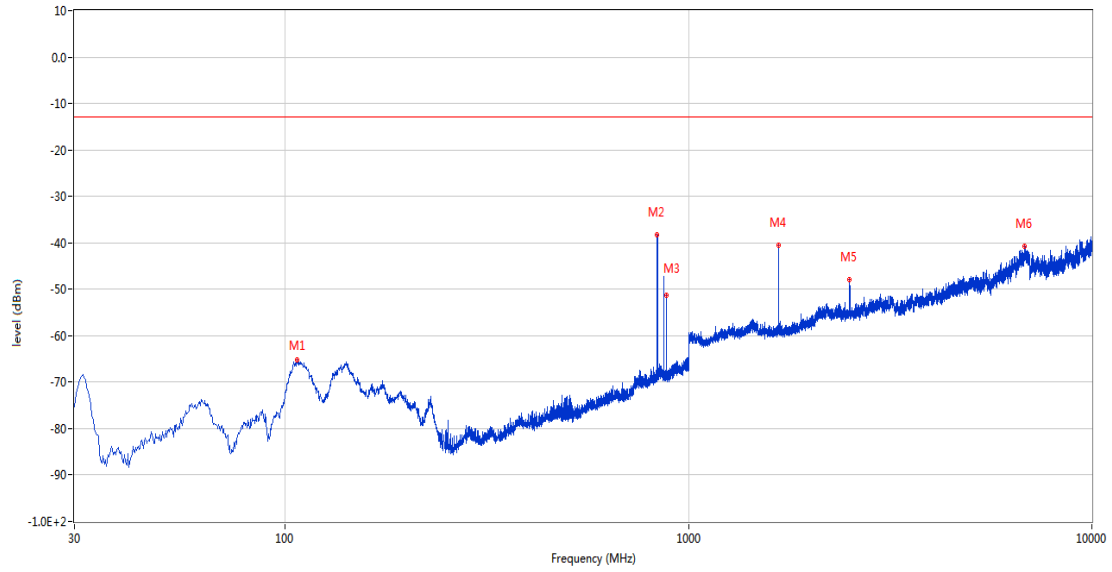


Frequency (MHz)	Result (dBm)	Factor (dB)	PK Limit (dBm)	Over Limit (dB)	Table (o)	ANT	EUT	Verdict
58.858	-60.08	-14.70	-13.0	-47.08	73.00	Vertical	Vertical	Pass
140.337	-58.76	-14.76	-13.0	-45.76	317.00	Vertical	Vertical	Pass
824.188	-50.61	1.34	-13.0	-37.61	176.00	Vertical	Vertical	N/A
869.292	-47.08	1.05	-13.0	-34.08	222.00	Vertical	Vertical	N/A
1649.000	-39.25	-6.08	-13.0	-26.25	130.00	Vertical	Vertical	Pass
2473.000	-48.41	-1.63	-13.0	-35.41	168.00	Vertical	Vertical	Pass

1.2 GSM 850 Middle Channel

RSE-H&V GSM 850 CH190

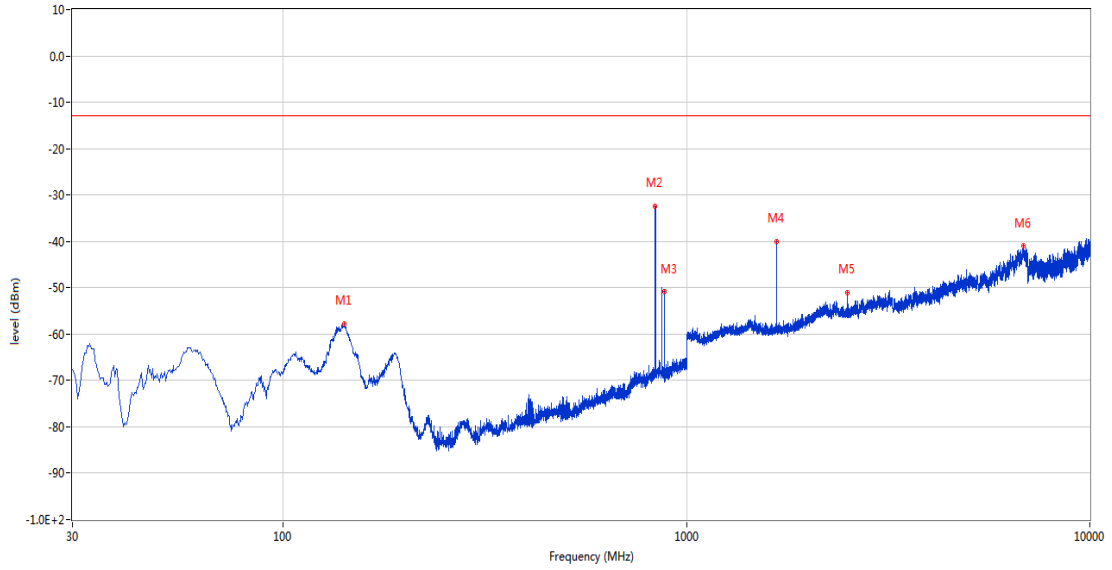
RSE Test case_FCC PART22&24&27_FCC PART 22_850_GSM 850&CDMA BC0&WCDMA B5<E B5&26



Frequency (MHz)	Result (dBm)	Factor (dB)	PK Limit (dBm)	Over Limit (dB)	Table (o)	ANT	EUT	Verdict
107.115	-65.30	-19.37	-13.0	-52.30	167.00	Horizontal	Vertical	Pass
836.555	-38.22	1.92	-13.0	-25.22	185.00	Horizontal	Vertical	N/A
881.660	-51.31	1.14	-13.0	-38.31	167.00	Horizontal	Vertical	N/A
1673.500	-40.54	-5.75	-13.0	-27.54	338.00	Horizontal	Vertical	Pass
2510.500	-47.87	-1.33	-13.0	-34.87	35.00	Horizontal	Vertical	Pass
6803.000	-40.74	12.61	-13.0	-27.74	295.00	Horizontal	Vertical	Pass

RSE-V&V GSM 850 CH190

RSE Test case_FCC PART22&24&27_FCC PART 22_850_GSM 850&CDMA BC0&WCDMA B5<E B5&26

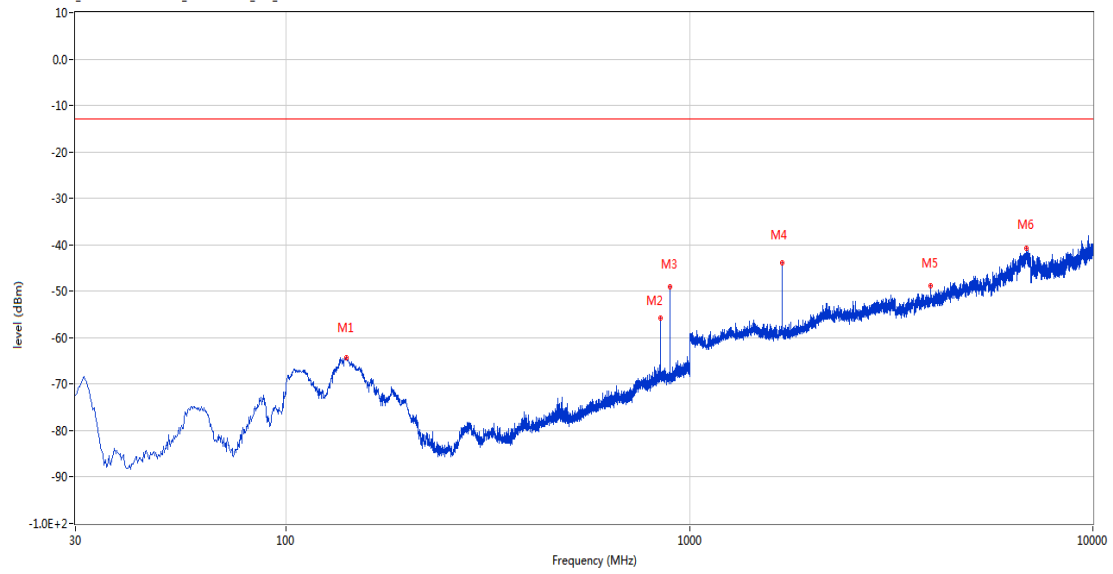


Frequency (MHz)	Result (dBm)	Factor (dB)	PK Limit (dBm)	Over Limit (dB)	Table (o)	ANT	EUT	Verdict
141.307	-57.74	-14.53	-13.0	-44.74	323.00	Vertical	Vertical	Pass
836.555	-32.33	1.92	-13.0	-19.33	170.00	Vertical	Vertical	N/A
881.660	-50.84	1.14	-13.0	-37.84	246.00	Vertical	Vertical	N/A
1673.500	-39.99	-5.75	-13.0	-26.99	131.00	Vertical	Vertical	Pass
2509.500	-50.98	-1.32	-13.0	-37.98	167.00	Vertical	Vertical	Pass
6846.000	-40.98	13.60	-13.0	-27.98	55.00	Vertical	Vertical	Pass

1.3 GSM 850 High Channel

RSE-H&V GSM 850 CH251

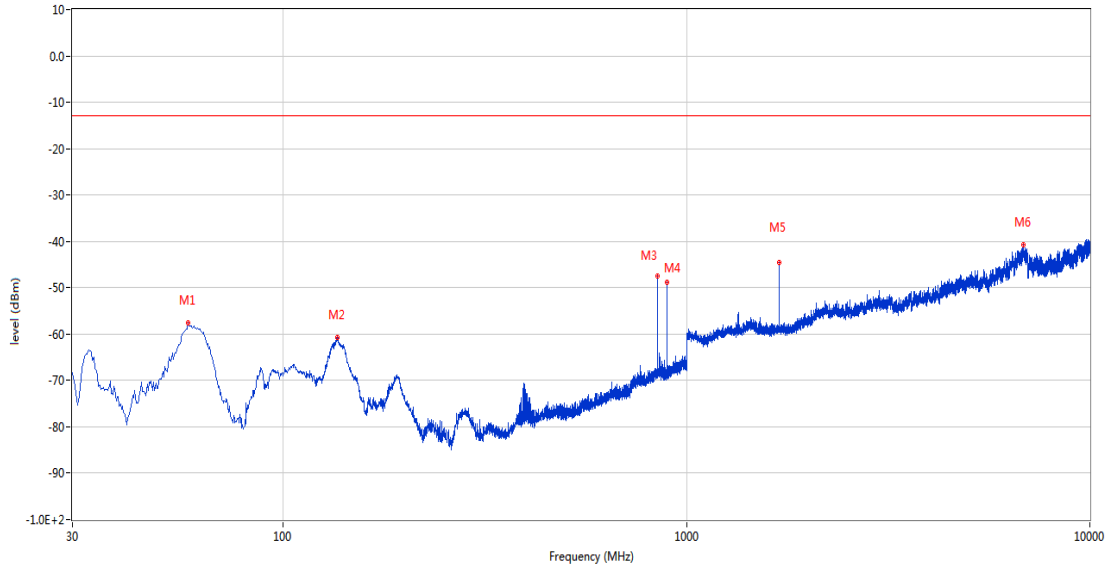
RSE Test case_FCC PART22&24&27_FCC PART 22_850_GSM 850&CDMA BC0&WCDMA B5<E B5&26



Frequency (MHz)	Result (dBm)	Factor (dB)	PK Limit (dBm)	Over Limit (dB)	Table (o)	ANT	EUT	Verdict
141.065	-64.24	-14.59	-13.0	-51.24	175.00	Horizontal	Vertical	Pass
848.922	-55.74	2.03	-13.0	-42.74	320.00	Horizontal	Vertical	N/A
893.785	-49.03	1.25	-13.0	-36.03	346.00	Horizontal	Vertical	N/A
1698.000	-43.93	-5.96	-13.0	-30.93	356.00	Horizontal	Vertical	Pass
3966.000	-48.77	4.59	-13.0	-35.77	138.00	Horizontal	Vertical	Pass
6836.000	-40.76	13.45	-13.0	-27.76	210.00	Horizontal	Vertical	Pass

RSE-V&V GSM 850 CH251

RSE Test case_FCC PART22&24&27_FCC PART 22_850_GSM 850&CDMA BC0&WCDMA B5<E B5&26



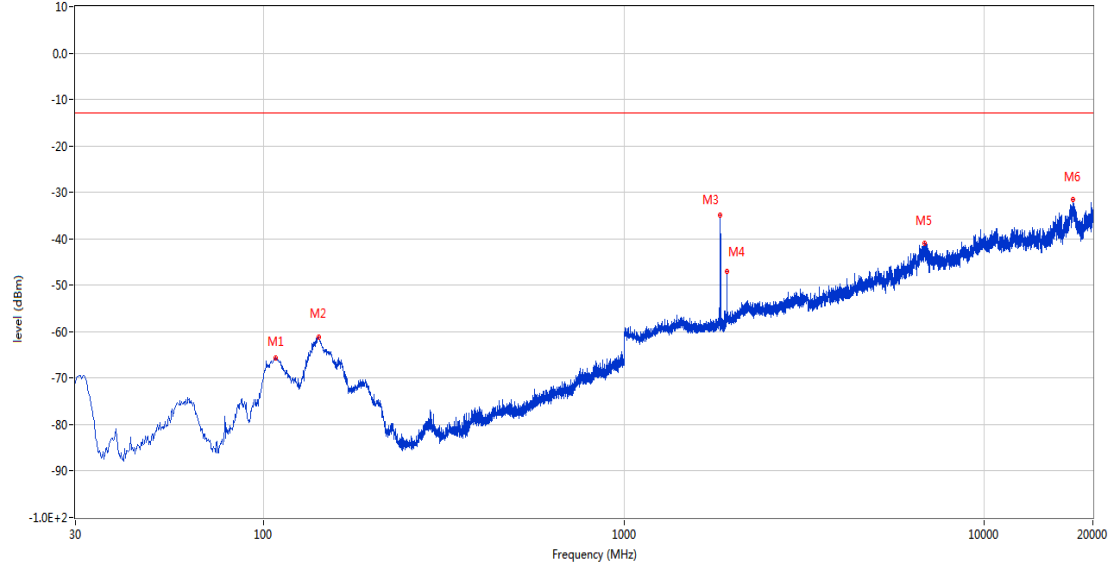
Frequency (MHz)	Result (dBm)	Factor (dB)	PK Limit (dBm)	Over Limit (dB)	Table (o)	ANT	EUT	Verdict
58.130	-57.62	-14.55	-13.0	-44.62	110.00	Vertical	Vertical	Pass
136.215	-60.81	-15.44	-13.0	-47.81	280.00	Vertical	Vertical	Pass
848.680	-47.44	2.03	-13.0	-34.44	197.00	Vertical	Vertical	N/A
893.785	-48.92	1.25	-13.0	-35.92	53.00	Vertical	Vertical	N/A
1698.000	-44.59	-5.96	-13.0	-31.59	311.00	Vertical	Vertical	Pass
6835.000	-40.81	13.41	-13.0	-27.81	218.00	Vertical	Vertical	Pass

2 GSM 1900

2.1 GSM 1900 Low Channel

RSE-H&V GSM 1900 CH512

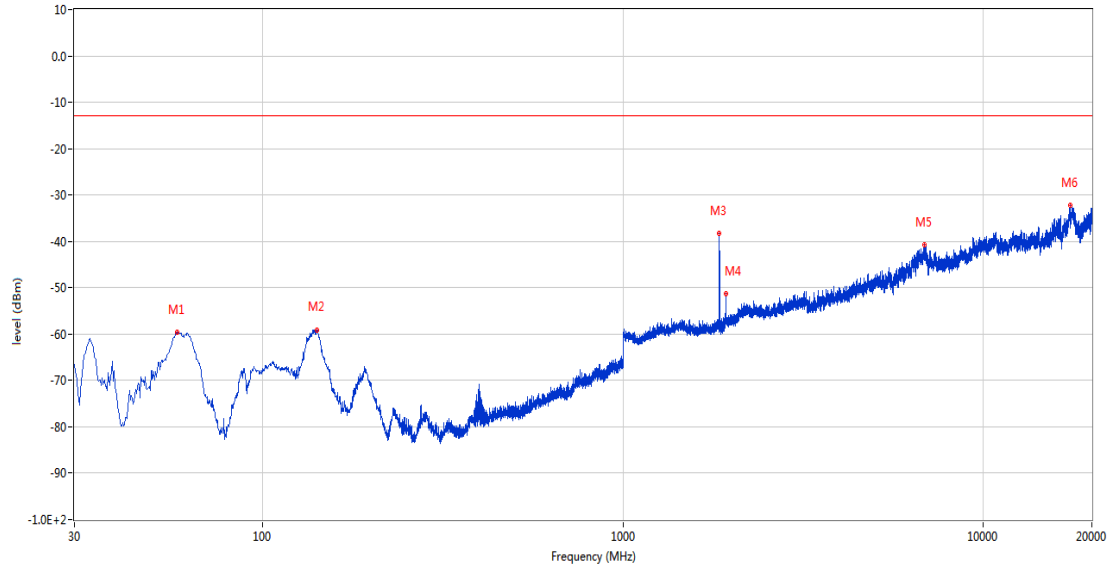
RSE Test case_FCC PART22&24&27_FCC PART 24_1900_GSM 1900&WCDMA B2&CDMA BC1<E B2&25



Frequency (MHz)	Result (dBm)	Factor (dB)	PK Limit (dBm)	Over Limit (dB)	Table (o)	ANT	EUT	Verdict
108.085	-65.62	-19.37	-13.0	-52.62	177.00	Horizontal	Vertical	Pass
142.035	-61.08	-14.55	-13.0	-48.08	167.00	Horizontal	Vertical	Pass
1850.500	-34.92	-4.30	-13.0	-21.92	313.00	Horizontal	Vertical	N/A
1930.500	-47.08	-3.38	-13.0	-34.08	288.00	Horizontal	Vertical	N/A
6830.000	-40.92	13.02	-13.0	-27.92	279.00	Horizontal	Vertical	Pass
17631.062	-31.49	26.04	-13.0	-18.49	-1.00	Horizontal	Vertical	Pass

RSE-V&V GSM 1900 CH512

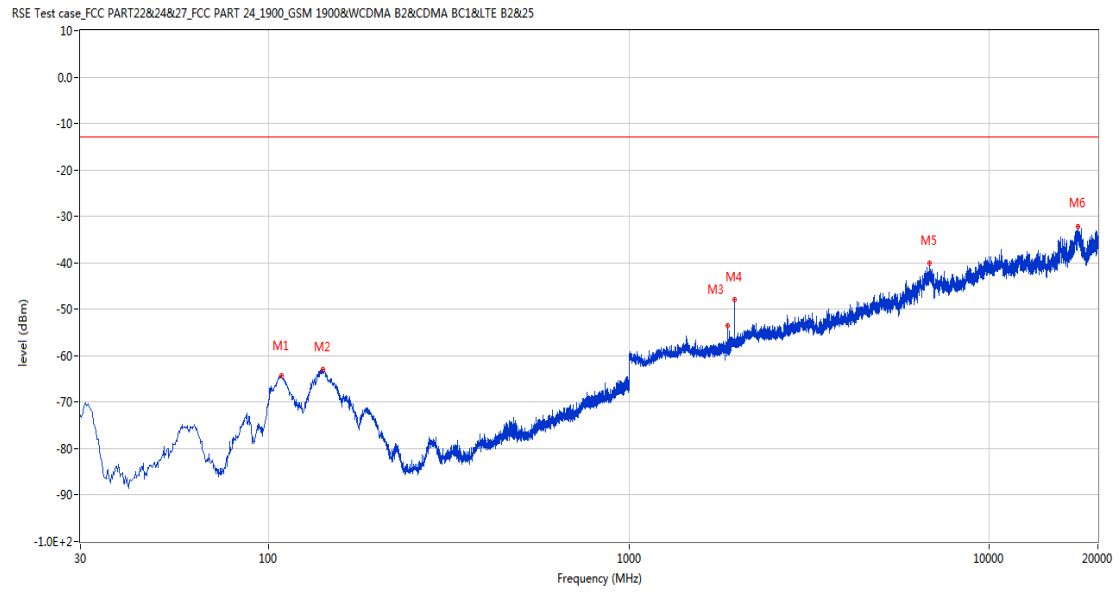
RSE Test case_FCC PART22&24&27_FCC PART 24_1900_GSM 1900&WCDMA B2&CDMA BC1<E B2&25



Frequency (MHz)	Result (dBm)	Factor (dB)	PK Limit (dBm)	Over Limit (dB)	Table (o)	ANT	EUT	Verdict
57.888	-59.61	-14.57	-13.0	-46.61	0.00	Vertical	Vertical	Pass
141.065	-59.25	-14.68	-13.0	-46.25	287.00	Vertical	Vertical	Pass
1850.500	-38.35	-4.30	-13.0	-25.35	269.00	Vertical	Vertical	N/A
1930.500	-51.25	-3.38	-13.0	-38.25	220.00	Vertical	Vertical	N/A
6846.000	-40.83	13.60	-13.0	-27.83	191.00	Vertical	Vertical	Pass
17397.250	-32.26	26.25	-13.0	-19.26	250.00	Vertical	Vertical	Pass

2.2 GSM 1900 Middle Channel

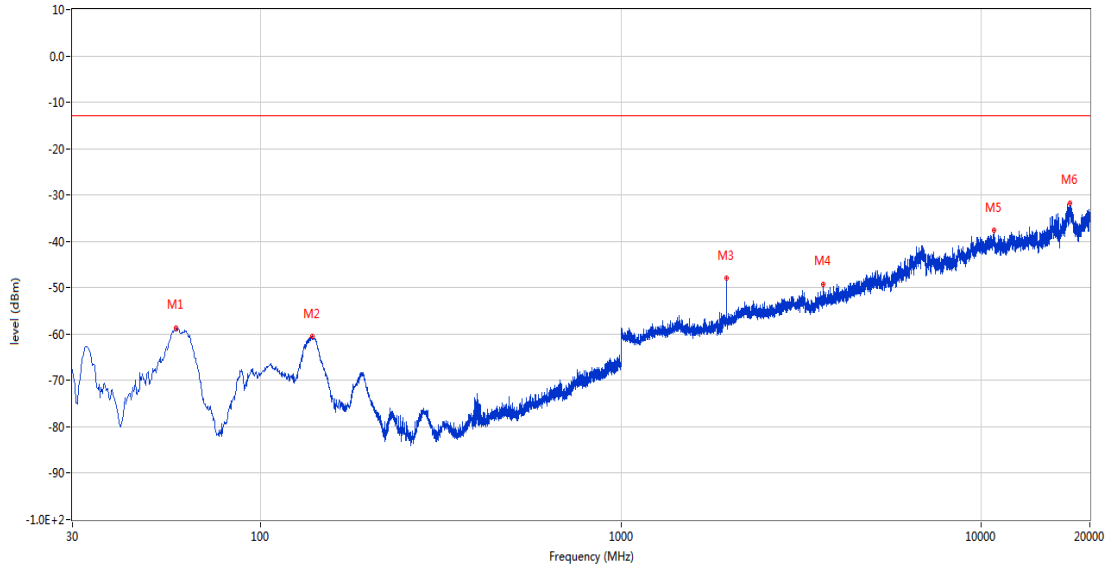
RSE-H&V GSM 1900 CH661



Frequency (MHz)	Result (dBm)	Factor (dB)	PK Limit (dBm)	Over Limit (dB)	Table (o)	ANT	EUT	Verdict
108.327	-64.40	-19.38	-13.0	-51.40	181.00	Horizontal	Vertical	Pass
141.307	-62.96	-14.65	-13.0	-49.96	190.00	Horizontal	Vertical	Pass
1880.000	-53.55	-3.79	-13.0	-40.55	206.00	Horizontal	Vertical	N/A
1960.500	-48.01	-4.18	-13.0	-35.01	206.00	Horizontal	Vertical	N/A
6817.000	-40.09	12.77	-13.0	-27.09	321.00	Horizontal	Vertical	Pass
17609.312	-32.12	26.19	-13.0	-19.12	40.00	Horizontal	Vertical	Pass

RSE-V&V GSM 1900 CH661

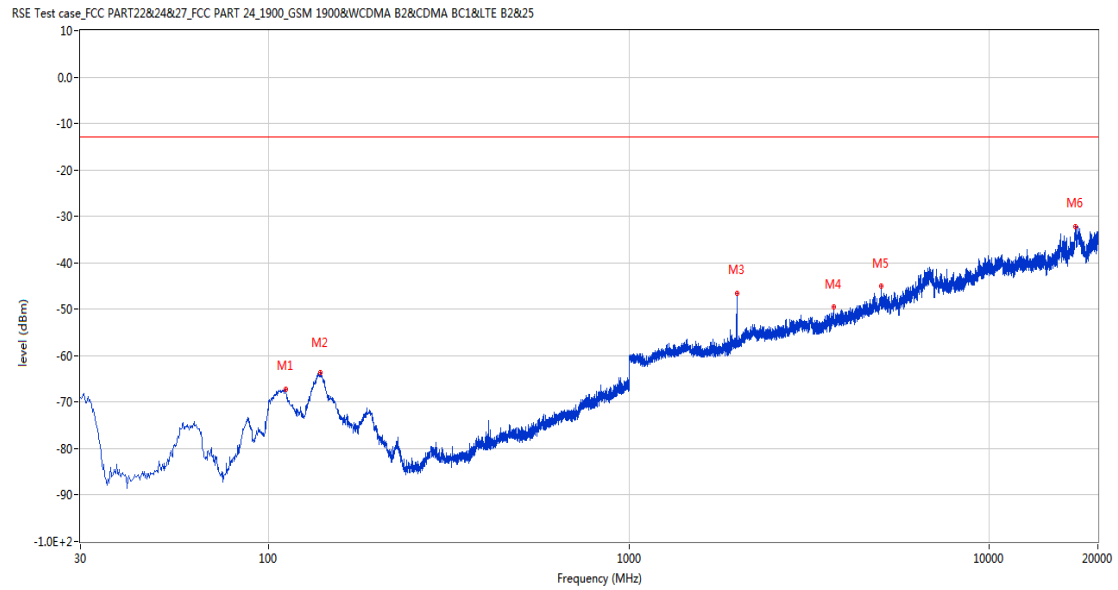
RSE Test case_FCC PART22&24&27_FCC PART 24_1900_GSM 1900&WCDMA B2&CDMA BC1<E B2&25



Frequency (MHz)	Result (dBm)	Factor (dB)	PK Limit (dBm)	Over Limit (dB)	Table (o)	ANT	EUT	Verdict
58.130	-58.63	-14.63	-13.0	-45.63	6.00	Vertical	Vertical	Pass
138.640	-60.45	-15.30	-13.0	-47.45	301.00	Vertical	Vertical	Pass
1960.000	-47.93	-4.18	-13.0	-34.93	98.00	Vertical	Vertical	N/A
3638.000	-49.19	3.98	-13.0	-36.19	243.00	Vertical	Vertical	Pass
10828.063	-37.66	18.10	-13.0	-24.66	19.00	Vertical	Vertical	Pass
17663.687	-31.74	25.55	-13.0	-18.74	75.00	Vertical	Vertical	Pass

2.3 GSM 1900 High Channel

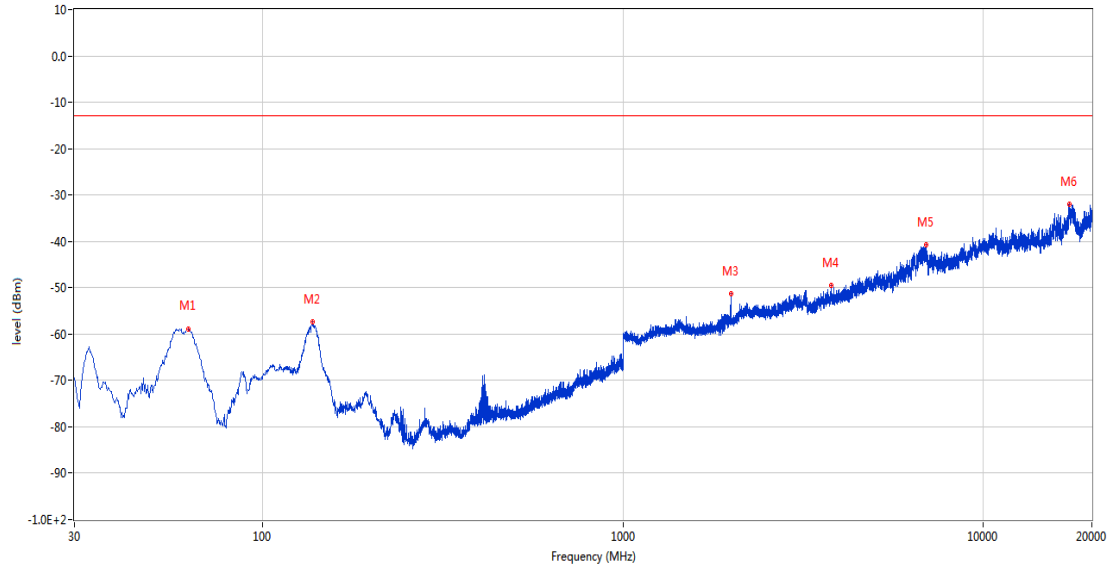
RSE-H&V GSM 1900 CH810



Frequency (MHz)	Result (dBm)	Factor (dB)	PK Limit (dBm)	Over Limit (dB)	Table (o)	ANT	EUT	Verdict
111.238	-67.14	-19.40	-13.0	-54.14	163.00	Horizontal	Vertical	Pass
139.367	-63.64	-15.08	-13.0	-50.64	188.00	Horizontal	Vertical	Pass
1990.000	-46.47	-4.41	-13.0	-33.47	219.00	Horizontal	Vertical	N/A
3703.000	-49.60	4.43	-13.0	-36.60	242.00	Horizontal	Vertical	Pass
5017.000	-45.10	6.56	-13.0	-32.10	322.00	Horizontal	Vertical	Pass
17368.250	-32.29	26.04	-13.0	-19.29	360.00	Horizontal	Vertical	Pass

RSE-V&V GSM 1900 CH810

RSE Test case_FCC PART22&24&27_FCC PART 24_1900_GSM 1900&WCDMA B2&CDMA BC1<E B2&25



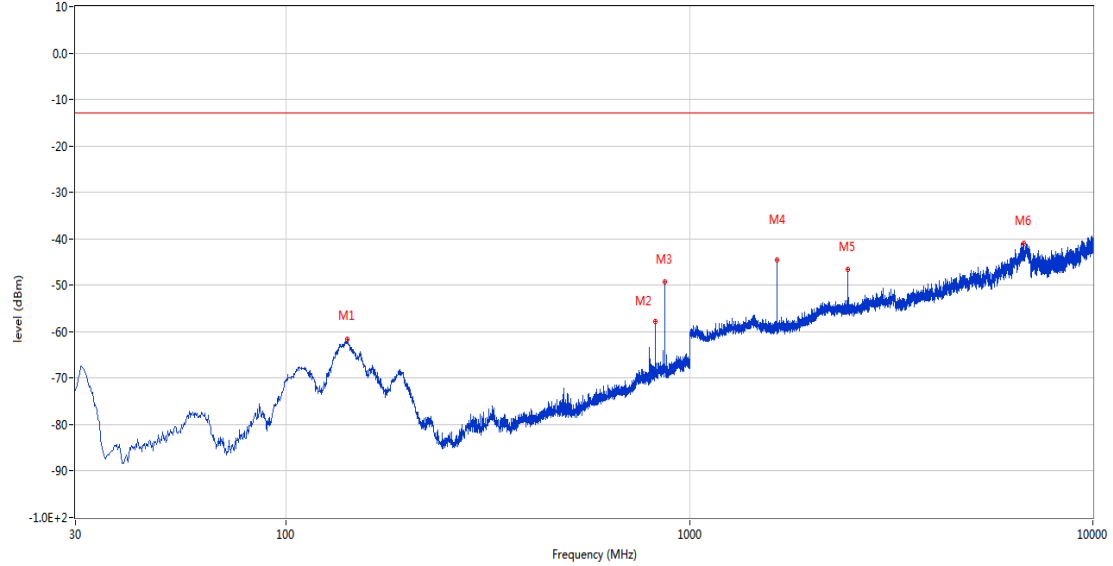
Frequency (MHz)	Result (dBm)	Factor (dB)	PK Limit (dBm)	Over Limit (dB)	Table (o)	ANT	EUT	Verdict
62.010	-58.86	-14.38	-13.0	-45.86	232.00	Vertical	Vertical	Pass
137.670	-57.45	-15.47	-13.0	-44.45	302.00	Vertical	Vertical	Pass
1990.000	-51.24	-4.41	-13.0	-38.24	235.00	Vertical	Vertical	N/A
3772.000	-49.52	4.29	-13.0	-36.52	296.00	Vertical	Vertical	Pass
6935.000	-40.74	13.23	-13.0	-27.74	35.00	Vertical	Vertical	Pass
17370.063	-31.95	26.05	-13.0	-18.95	349.00	Vertical	Vertical	Pass

3 EGPRS 850

3.1 EGPRS 850 Low Channel

RSE-H&H EGPRS 850 CH128

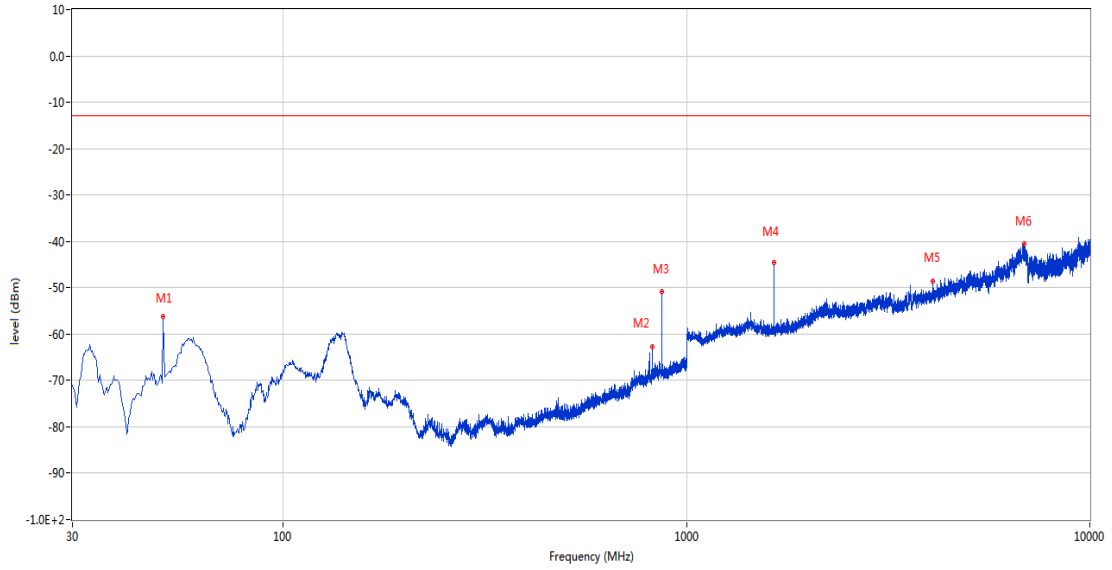
RSE Test case_FCC PART22&24&27_FCC PART 22_850_GSM 850&CDMA BC0&WCDMA B5<E B5&26



Frequency (MHz)	Result (dBm)	Factor (dB)	PK Limit (dBm)	Over Limit (dB)	Table (o)	ANT	EUT	Verdict
141.550	-61.55	-14.47	-13.0	-48.55	166.00	Horizontal	Horizontal	Pass
824.188	-57.82	1.34	-13.0	-44.82	293.00	Horizontal	Horizontal	N/A
869.292	-49.25	1.05	-13.0	-36.25	159.00	Horizontal	Horizontal	N/A
1648.500	-46.14	-6.11	-13.0	-33.14	139.00	Horizontal	Horizontal	Pass
2472.500	-46.59	-1.71	-13.0	-33.59	120.00	Horizontal	Horizontal	Pass
6737.000	-41.06	11.89	-13.0	-28.06	360.00	Horizontal	Horizontal	Pass

RSE-V&H EGPRS 850 CH128

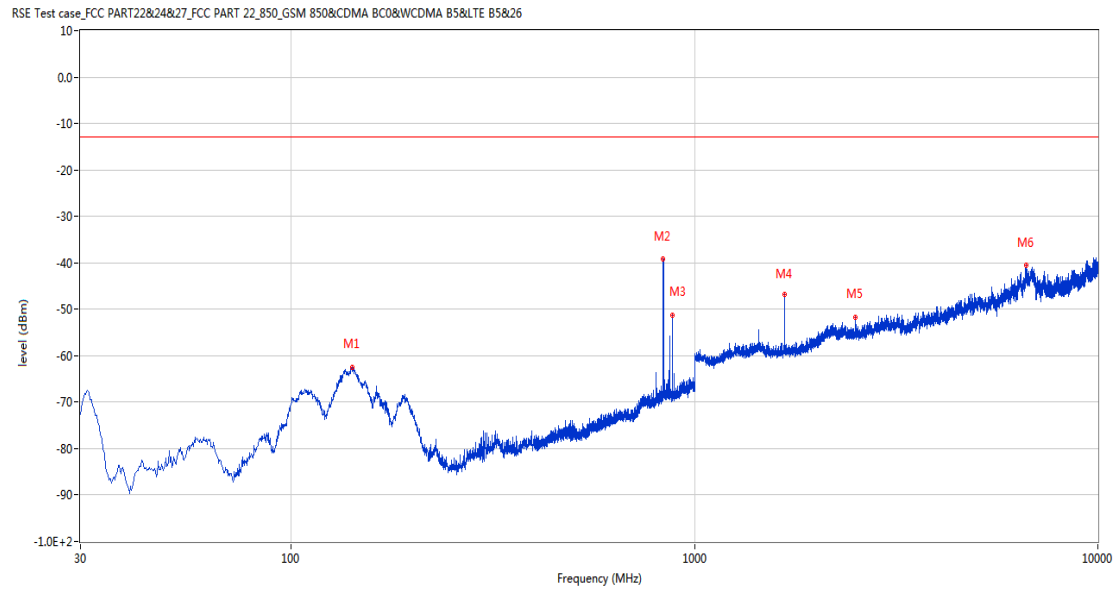
RSE Test case_FCC PART22&24&27_FCC PART 22_850_GSM 850&CDMA BC0&WCDMA B5<E B5&26



Frequency (MHz)	Result (dBm)	Factor (dB)	PK Limit (dBm)	Over Limit (dB)	Table (o)	ANT	EUT	Verdict
50.370	-56.18	-15.14	-13.0	-43.18	353.00	Vertical	Horizontal	Pass
824.188	-62.76	1.34	-13.0	-49.76	235.00	Vertical	Horizontal	N/A
869.050	-50.83	1.08	-13.0	-37.83	85.00	Vertical	Horizontal	N/A
1649.000	-44.50	-6.08	-13.0	-31.50	293.00	Vertical	Horizontal	Pass
4087.000	-48.48	5.49	-13.0	-35.48	111.00	Vertical	Horizontal	Pass
6867.000	-40.46	12.28	-13.0	-27.46	273.00	Vertical	Horizontal	Pass

3.2 EGPRS 850 Middle Channel

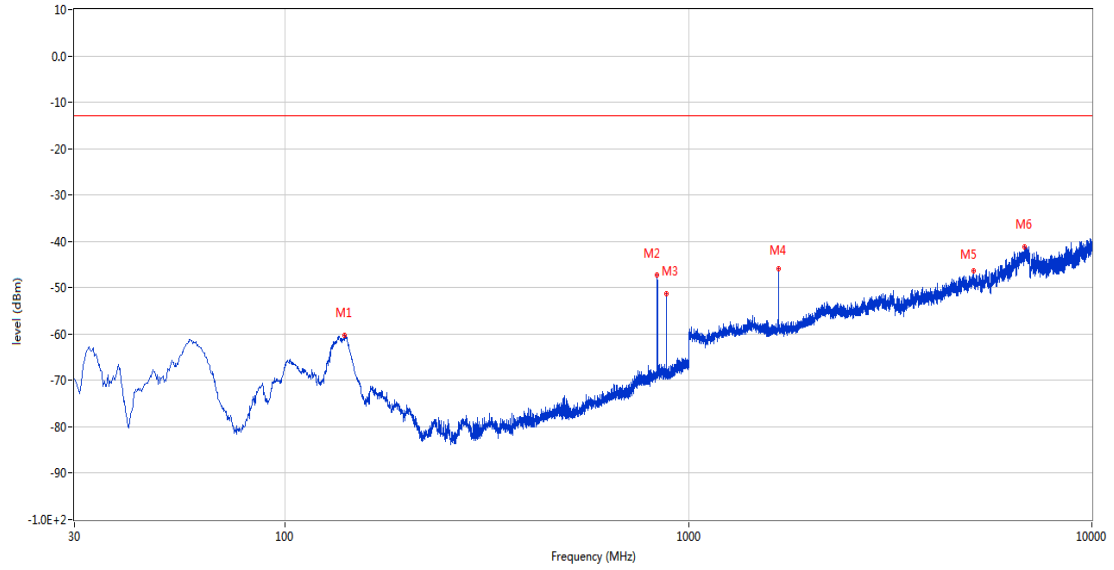
RSE-H&H EGPRS 850 CH190



Frequency (MHz)	Result (dBm)	Factor (dB)	PK Limit (dBm)	Over Limit (dB)	Table (o)	ANT	EUT	Verdict
141.550	-62.45	-14.47	-13.0	-49.45	164.00	Horizontal	Horizontal	Pass
836.555	-39.19	1.92	-13.0	-26.19	301.00	Horizontal	Horizontal	N/A
881.660	-51.37	1.14	-13.0	-38.37	164.00	Horizontal	Horizontal	N/A
1673.500	-46.79	-5.75	-13.0	-33.79	318.00	Horizontal	Horizontal	Pass
2510.000	-51.68	-1.36	-13.0	-38.68	96.00	Horizontal	Horizontal	Pass
6649.000	-40.61	12.74	-13.0	-27.61	20.00	Horizontal	Horizontal	Pass

RSE-V&H EGPRS 850 CH190

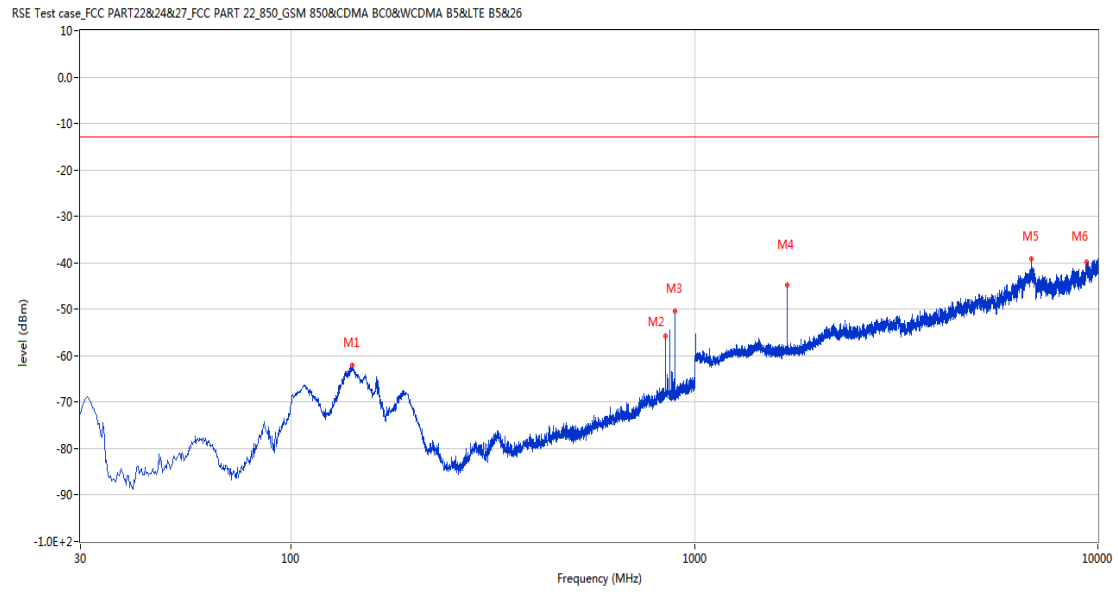
RSE Test case_FCC PART22&24&27_FCC PART 22_850_GSM 850&CDMA BC0&WCDMA B5<E B5&26



Frequency (MHz)	Result (dBm)	Factor (dB)	PK Limit (dBm)	Over Limit (dB)	Table (o)	ANT	EUT	Verdict
140.580	-60.33	-14.70	-13.0	-47.33	314.00	Vertical	Horizontal	Pass
836.555	-47.17	1.92	-13.0	-34.17	224.00	Vertical	Horizontal	N/A
881.660	-51.30	1.14	-13.0	-38.30	81.00	Vertical	Horizontal	N/A
1673.500	-47.08	-5.75	-13.0	-34.08	140.00	Vertical	Horizontal	Pass
5089.000	-46.40	7.19	-13.0	-33.40	136.00	Vertical	Horizontal	Pass
6823.000	-41.28	13.02	-13.0	-28.28	113.00	Vertical	Horizontal	Pass

3.3 EGPRS 850 High Channel

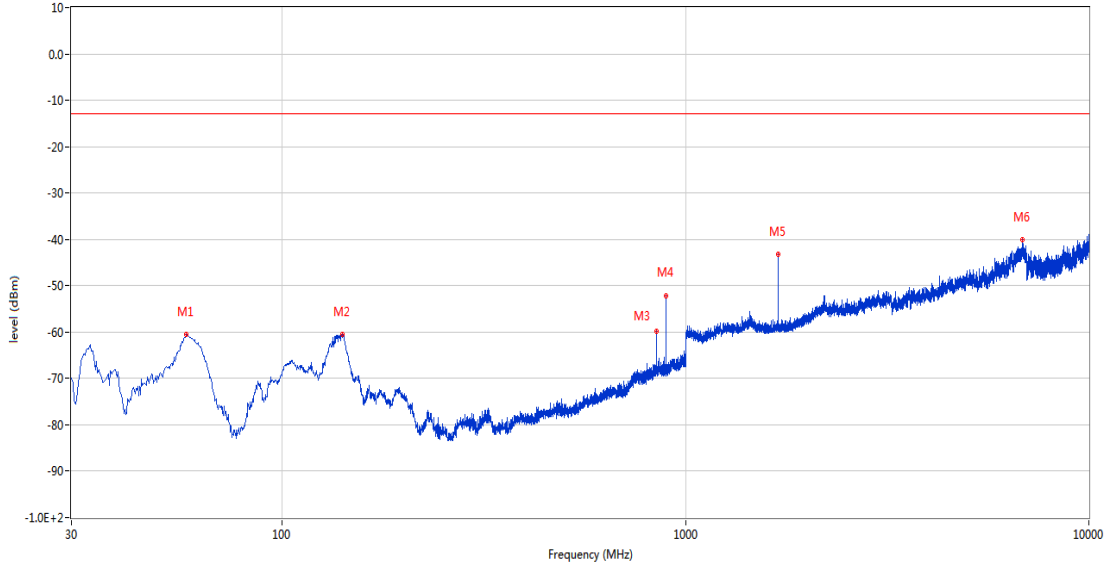
RSE-H&H EGPRS 850 CH251



Frequency (MHz)	Result (dBm)	Factor (dB)	PK Limit (dBm)	Over Limit (dB)	Table (o)	ANT	EUT	Verdict
141.307	-62.08	-14.53	-13.0	-49.08	158.00	Horizontal	Horizontal	Pass
848.922	-55.78	2.03	-13.0	-42.78	288.00	Horizontal	Horizontal	N/A
893.785	-50.34	1.25	-13.0	-37.34	158.00	Horizontal	Horizontal	N/A
1698.000	-44.86	-5.96	-13.0	-31.86	310.00	Horizontal	Horizontal	Pass
6847.000	-39.16	13.72	-13.0	-26.16	330.00	Horizontal	Horizontal	Pass
9397.750	-39.78	17.14	-13.0	-26.78	175.00	Horizontal	Horizontal	Pass

RSE-V&H EGPRS 850 CH251

RSE Test case_FCC PART22&24&27_FCC PART 22_850_GSM 850&CDMA BC0&WCDMA B5<E B5&26



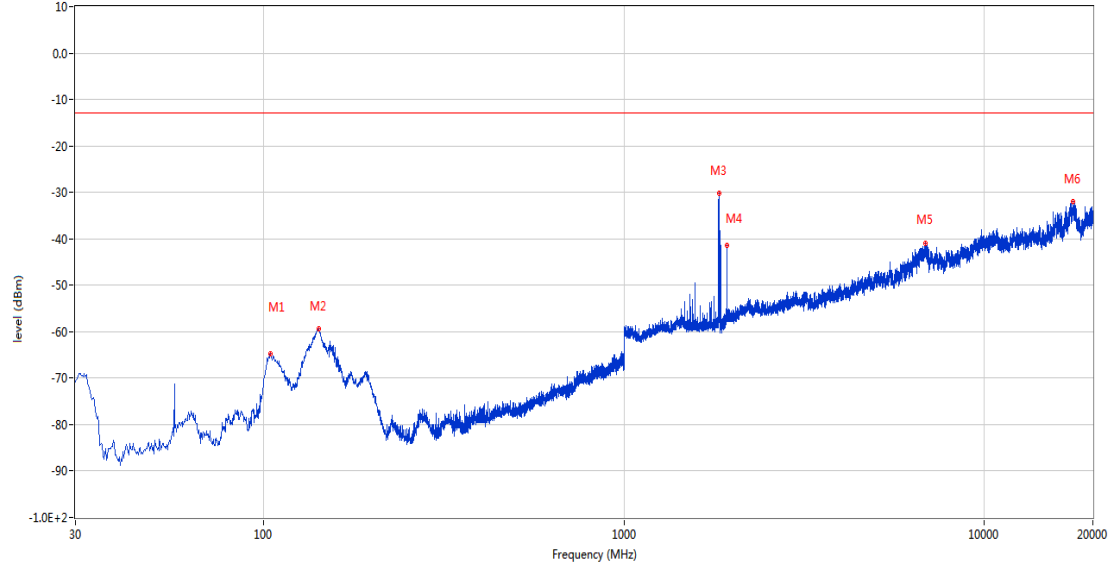
Frequency (MHz)	Result (dBm)	Factor (dB)	PK Limit (dBm)	Over Limit (dB)	Table (o)	ANT	EUT	Verdict
57.888	-60.54	-14.52	-13.0	-47.54	326.00	Vertical	Horizontal	Pass
140.822	-60.44	-14.64	-13.0	-47.44	260.00	Vertical	Horizontal	Pass
848.680	-59.76	2.03	-13.0	-46.76	234.00	Vertical	Horizontal	N/A
893.785	-52.09	1.25	-13.0	-39.09	75.00	Vertical	Horizontal	N/A
1698.000	-43.21	-5.96	-13.0	-30.21	122.00	Vertical	Horizontal	Pass
6838.000	-40.02	13.52	-13.0	-27.02	0.00	Vertical	Horizontal	Pass

4 EGPRS 1900

4.1 EGPRS 1900 Low Channel

RSE-H&H EGPRS 1900 CH512

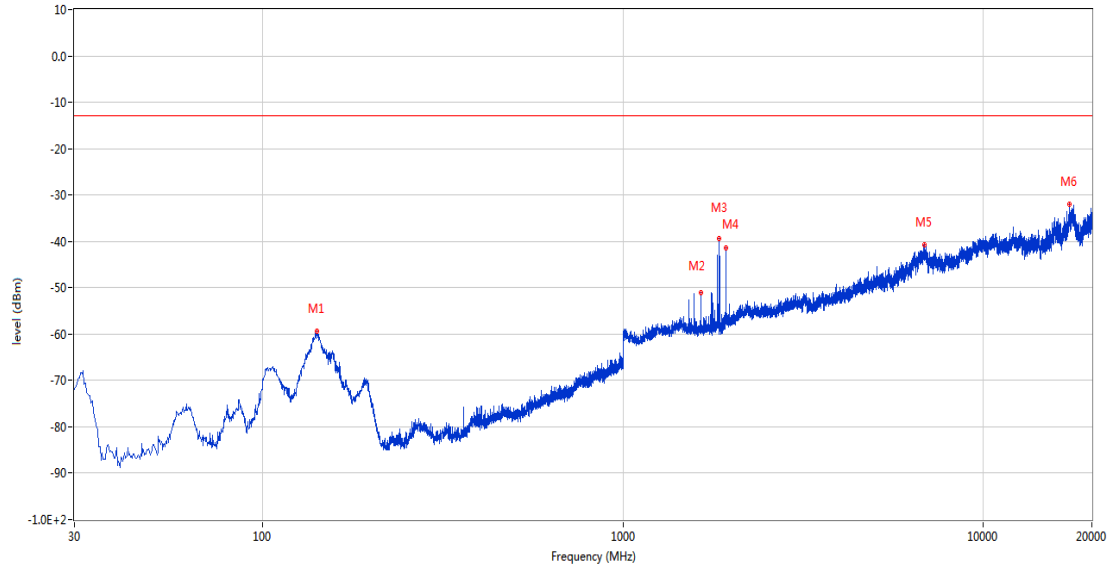
RSE Test case_FCC PART22&24&27_FCC PART 24_1900_GSM 1900&WCDMA B2&CDMA BC1<E B2&25



Frequency (MHz)	Result (dBm)	Factor (dB)	PK Limit (dBm)	Over Limit (dB)	Table (o)	ANT	EUT	Verdict
104.448	-64.86	-19.50	-13.0	-51.86	154.00	Horizontal	Horizontal	Pass
142.035	-59.37	-14.55	-13.0	-46.37	147.00	Horizontal	Horizontal	Pass
1836.000	-30.14	-5.16	-13.0	-17.14	74.00	Horizontal	Horizontal	Pass
1930.500	-41.47	-3.38	-13.0	-28.47	66.00	Horizontal	Horizontal	N/A
6848.000	-40.88	13.66	-13.0	-27.88	209.00	Horizontal	Horizontal	Pass
17612.937	-31.97	26.24	-13.0	-18.97	71.00	Horizontal	Horizontal	Pass

RSE-H&V EGPRS 1900 CH512

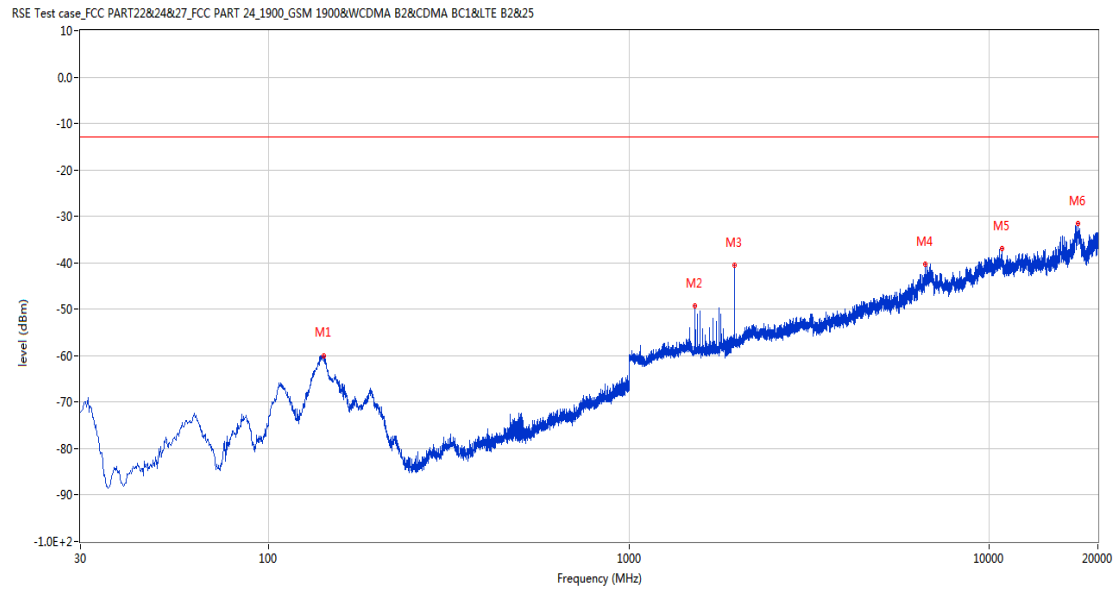
RSE Test case_FCC PART22&24&27_FCC PART 24_1900_GSM 1900&WCDMA B2&CDMA BC1<E B2&25



Frequency (MHz)	Result (dBm)	Factor (dB)	PK Limit (dBm)	Over Limit (dB)	Table (o)	ANT	EUT	Verdict
141.307	-59.41	-14.65	-13.0	-46.41	156.00	Horizontal	Vertical	Pass
1646.000	-51.07	-6.26	-13.0	-38.07	6.00	Horizontal	Vertical	Pass
1850.500	-39.47	-4.30	-13.0	-26.47	39.00	Horizontal	Vertical	N/A
1930.500	-41.46	-3.38	-13.0	-28.46	215.00	Horizontal	Vertical	N/A
6851.000	-40.77	13.64	-13.0	-27.77	125.00	Horizontal	Vertical	Pass
17362.813	-31.98	26.02	-13.0	-18.98	355.00	Horizontal	Vertical	Pass

4.2 EGPRS 1900 Middle Channel

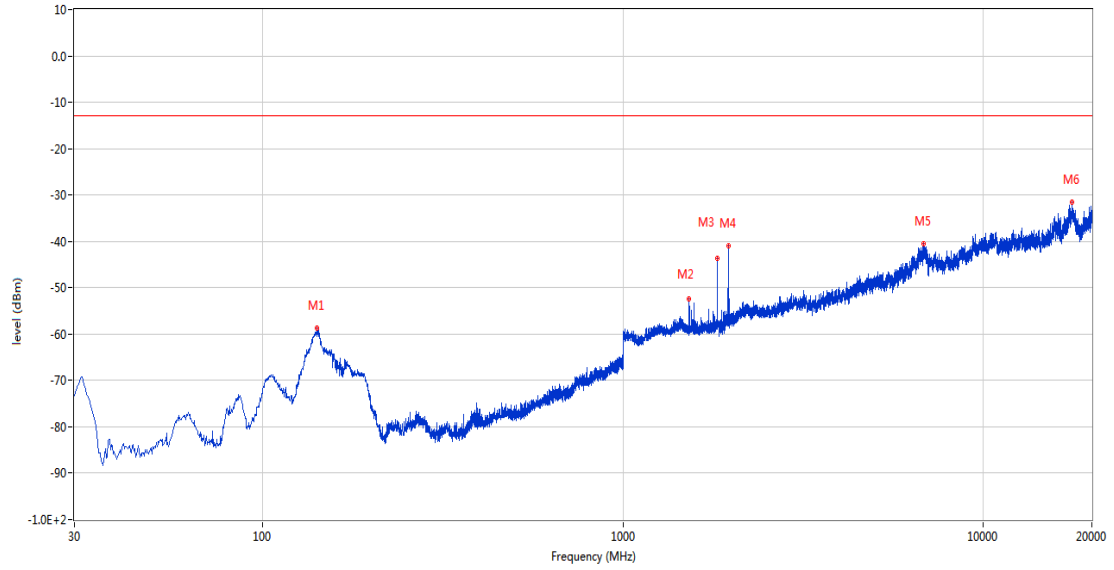
RSE-H&H EGPRS 1900 CH661



Frequency (MHz)	Result (dBm)	Factor (dB)	PK Limit (dBm)	Over Limit (dB)	Table (o)	ANT	EUT	Verdict
142.278	-59.99	-14.52	-13.0	-46.99	166.00	Horizontal	Horizontal	Pass
1525.000	-49.33	-5.93	-13.0	-36.33	63.00	Horizontal	Horizontal	Pass
1960.000	-40.60	-4.18	-13.0	-27.60	6.00	Horizontal	Horizontal	N/A
6630.000	-40.20	12.44	-13.0	-27.20	215.00	Horizontal	Horizontal	Pass
10836.688	-36.95	17.97	-13.0	-23.95	274.00	Horizontal	Horizontal	Pass
17652.812	-31.53	25.76	-13.0	-18.53	269.00	Horizontal	Horizontal	Pass

RSE-H&V EGPRS 1900 CH661

RSE Test case_FCC PART22&24&27_FCC PART 24_1900_GSM 1900&WCDMA B2&CDMA BC1<E B2&25

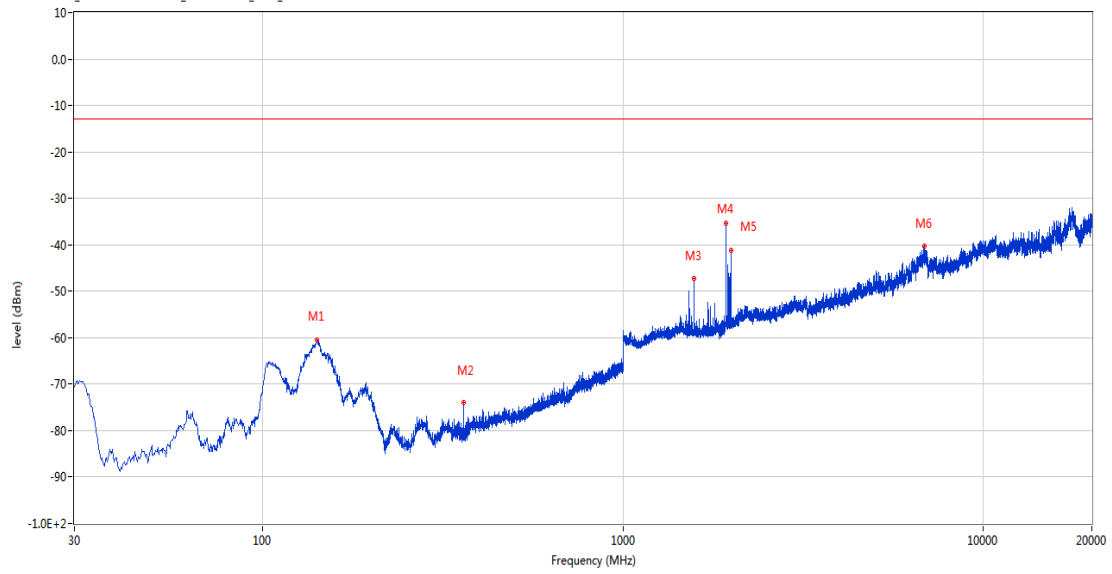


Frequency (MHz)	Result (dBm)	Factor (dB)	PK Limit (dBm)	Over Limit (dB)	Table (o)	ANT	EUT	Verdict
141.550	-58.76	-14.62	-13.0	-45.76	148.00	Horizontal	Vertical	Pass
1526.000	-52.36	-5.75	-13.0	-39.36	334.00	Horizontal	Vertical	Pass
1825.000	-43.58	-5.37	-13.0	-30.58	44.00	Horizontal	Vertical	Pass
1960.000	-41.04	-4.18	-13.0	-28.04	62.00	Horizontal	Vertical	N/A
6833.000	-40.48	13.32	-13.0	-27.48	263.00	Horizontal	Vertical	Pass
17585.750	-31.51	25.50	-13.0	-18.51	87.00	Horizontal	Vertical	Pass

4.3 EGPRS 1900 High Channel

RSE-H&H EGPRS 1900 CH810

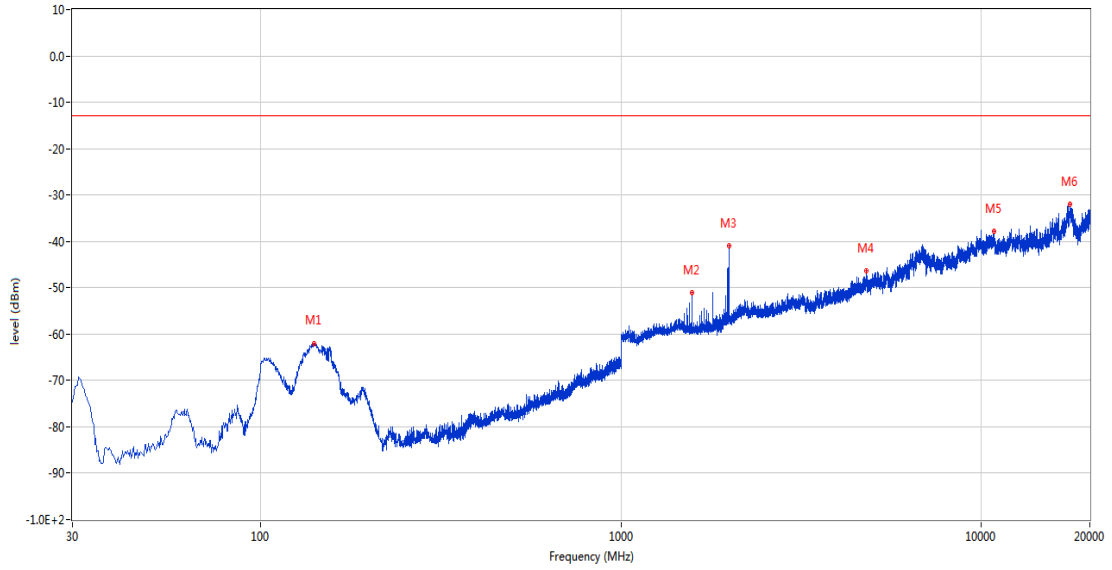
RSE Test case_FCC PART22&24&27_FCC PART 24_1900_GSM 1900&WCDMA B2&CDMA BC1<E B2&25



Frequency (MHz)	Result (dBm)	Factor (dB)	PK Limit (dBm)	Over Limit (dB)	Table (o)	ANT	EUT	Verdict
141.307	-60.60	-14.65	-13.0	-47.60	247.00	Horizontal	Horizontal	Pass
361.013	-74.02	-12.40	-13.0	-61.02	181.00	Horizontal	Horizontal	Pass
1576.000	-47.31	-6.17	-13.0	-34.31	259.00	Horizontal	Horizontal	Pass
1932.000	-35.40	-3.75	-13.0	-22.40	210.00	Horizontal	Horizontal	N/A
1990.000	-41.15	-4.41	-13.0	-28.15	74.00	Horizontal	Horizontal	N/A
6842.000	-40.39	13.47	-13.0	-27.39	26.00	Horizontal	Horizontal	Pass

RSE-H&V EGPRS 1900 CH810

RSE Test case_FCC PART22&24&27_FCC PART 24_1900_GSM 1900&WCDMA B2&CDMA BC1<E B2&25



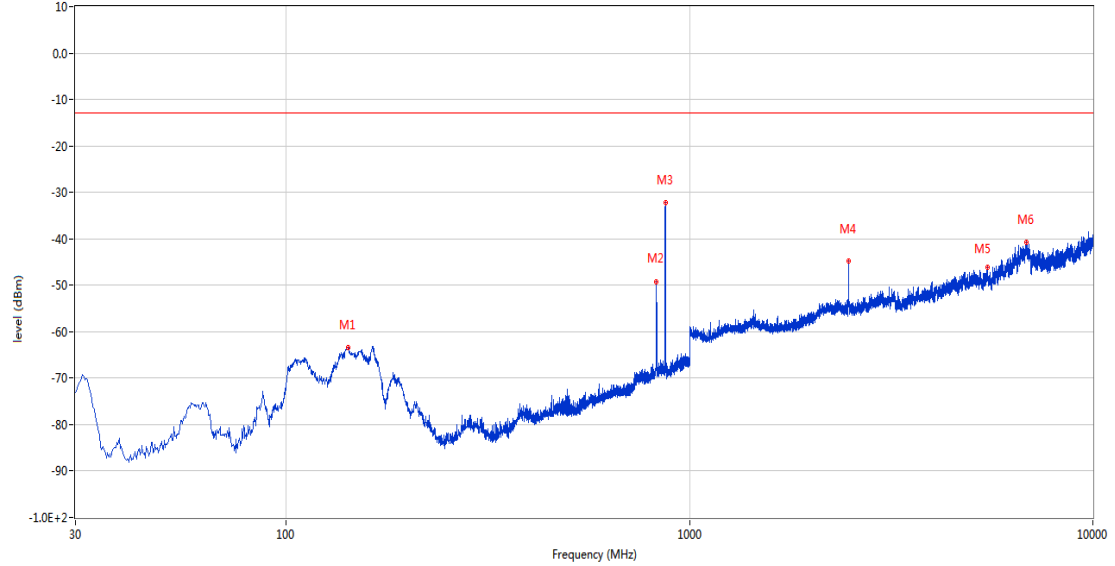
Frequency (MHz)	Result (dBm)	Factor (dB)	PK Limit (dBm)	Over Limit (dB)	Table (o)	ANT	EUT	Verdict
140.822	-61.97	-14.71	-13.0	-48.97	299.00	Horizontal	Vertical	Pass
1575.000	-51.17	-6.14	-13.0	-38.17	187.00	Horizontal	Vertical	Pass
1990.000	-41.00	-4.41	-13.0	-28.00	65.00	Horizontal	Vertical	N/A
4805.000	-46.33	7.18	-13.0	-33.33	358.00	Horizontal	Vertical	Pass
10835.250	-37.89	17.99	-13.0	-24.89	238.00	Horizontal	Vertical	Pass
17623.812	-31.97	26.23	-13.0	-18.97	136.00	Horizontal	Vertical	Pass

5 WCDMA Band 5

5.1 WCDMA Band 5 Low Channel

RSE-H&H WCDMA Band 5 CH4132

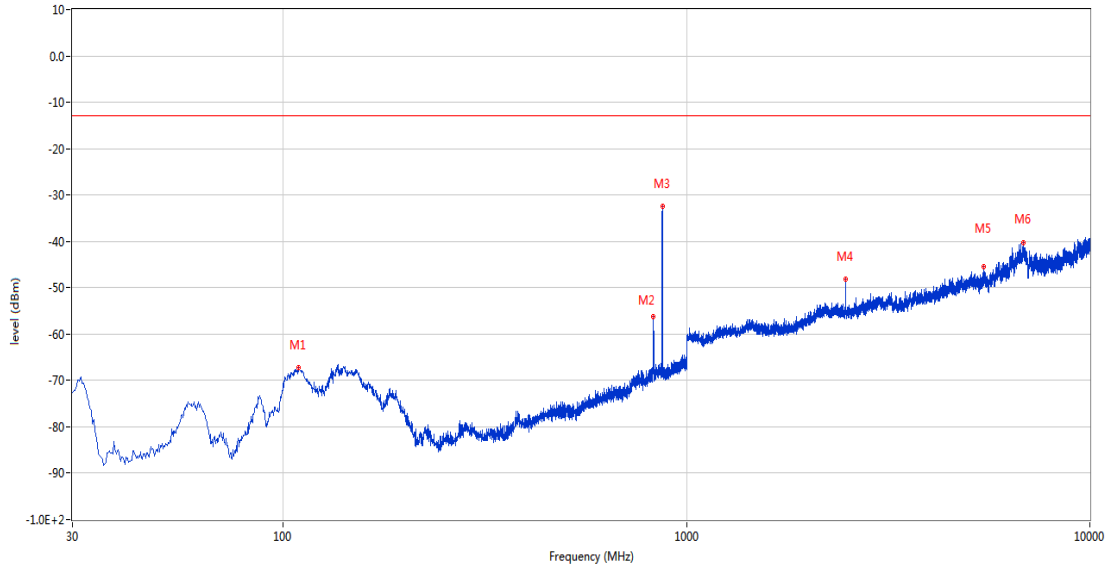
RSE Test case_FCC PART22&24&27_FCC PART 22_850_GSM 850&CDMA BC0&WCDMA B5<E B5&26



Frequency (MHz)	Result (dBm)	Factor (dB)	PK Limit (dBm)	Over Limit (dB)	Table (o)	ANT	EUT	Verdict
142.278	-63.40	-14.30	-13.0	-50.40	212.00	Horizontal	Horizontal	Pass
827.825	-49.20	1.51	-13.0	-36.20	291.00	Horizontal	Horizontal	N/A
873.172	-32.30	1.23	-13.0	-19.30	149.00	Horizontal	Horizontal	N/A
2483.000	-44.83	-1.84	-13.0	-31.83	114.00	Horizontal	Horizontal	Pass
5472.000	-46.21	8.32	-13.0	-33.21	289.00	Horizontal	Horizontal	Pass
6841.000	-40.84	13.59	-13.0	-27.84	226.00	Horizontal	Horizontal	Pass

RSE-H&V WCDMA Band 5 CH4132

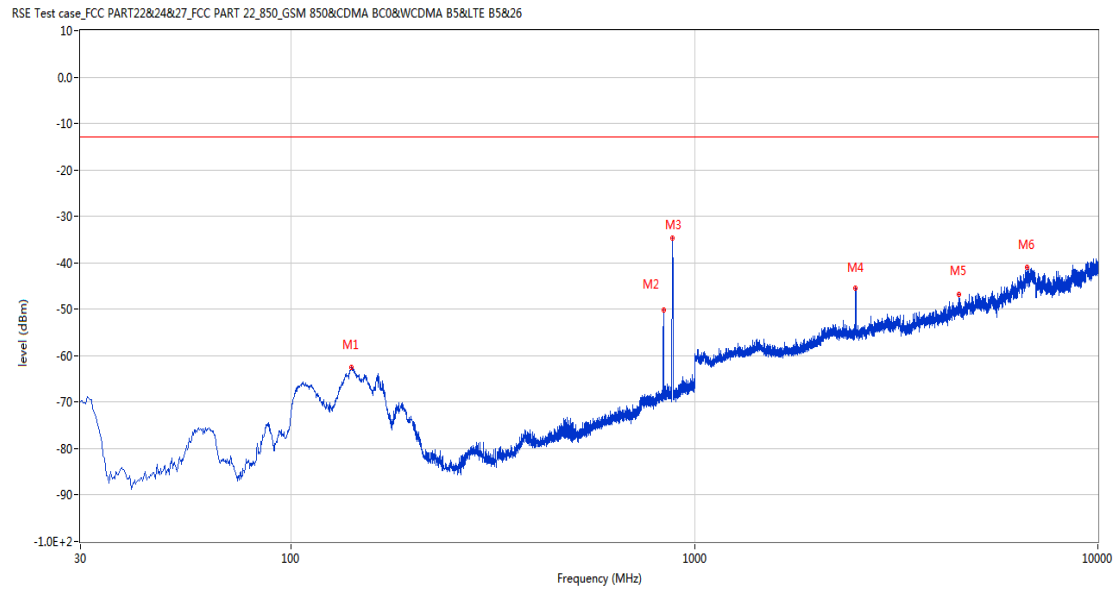
RSE Test case_FCC PART22&24&27_FCC PART 22_850_GSM 850&CDMA BC0&WCDMA B5<E B5&26



Frequency (MHz)	Result (dBm)	Factor (dB)	PK Limit (dBm)	Over Limit (dB)	Table (o)	ANT	EUT	Verdict
109.298	-67.30	-19.44	-13.0	-54.30	154.00	Horizontal	Vertical	Pass
828.068	-56.19	1.52	-13.0	-43.19	315.00	Horizontal	Vertical	N/A
871.475	-32.50	1.17	-13.0	-19.50	154.00	Horizontal	Vertical	N/A
2476.500	-48.21	-1.70	-13.0	-35.21	24.00	Horizontal	Vertical	Pass
5453.000	-45.39	7.96	-13.0	-32.39	168.00	Horizontal	Vertical	Pass
6842.000	-40.19	13.47	-13.0	-27.19	119.00	Horizontal	Vertical	Pass

5.2 WCDMA Band 5 Middle Channel

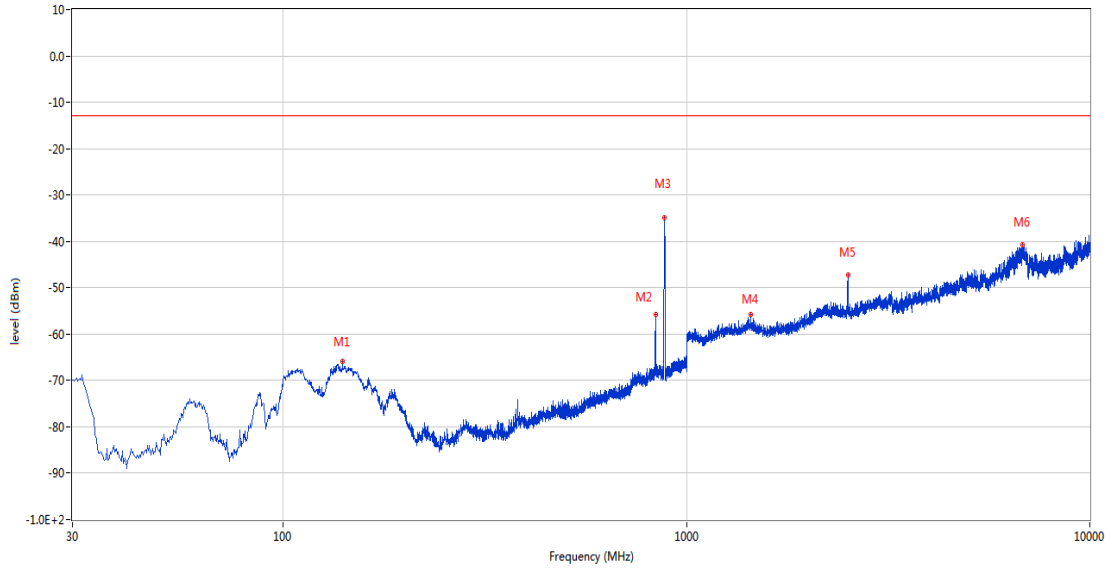
RSE-H&H WCDMA Band 5 CH4182



Frequency (MHz)	Result (dBm)	Factor (dB)	PK Limit (dBm)	Over Limit (dB)	Table (o)	ANT	EUT	Verdict
141.065	-62.56	-14.59	-13.0	-49.56	195.00	Horizontal	Horizontal	Pass
838.010	-50.05	1.99	-13.0	-37.05	283.00	Horizontal	Horizontal	N/A
880.690	-34.77	1.13	-13.0	-21.77	169.00	Horizontal	Horizontal	N/A
2506.000	-45.36	-0.97	-13.0	-32.36	116.00	Horizontal	Horizontal	Pass
4515.000	-46.73	6.82	-13.0	-33.73	22.00	Horizontal	Horizontal	Pass
6683.000	-41.05	11.66	-13.0	-28.05	111.00	Horizontal	Horizontal	Pass

RSE-H&V WCDMA Band 5 CH4182

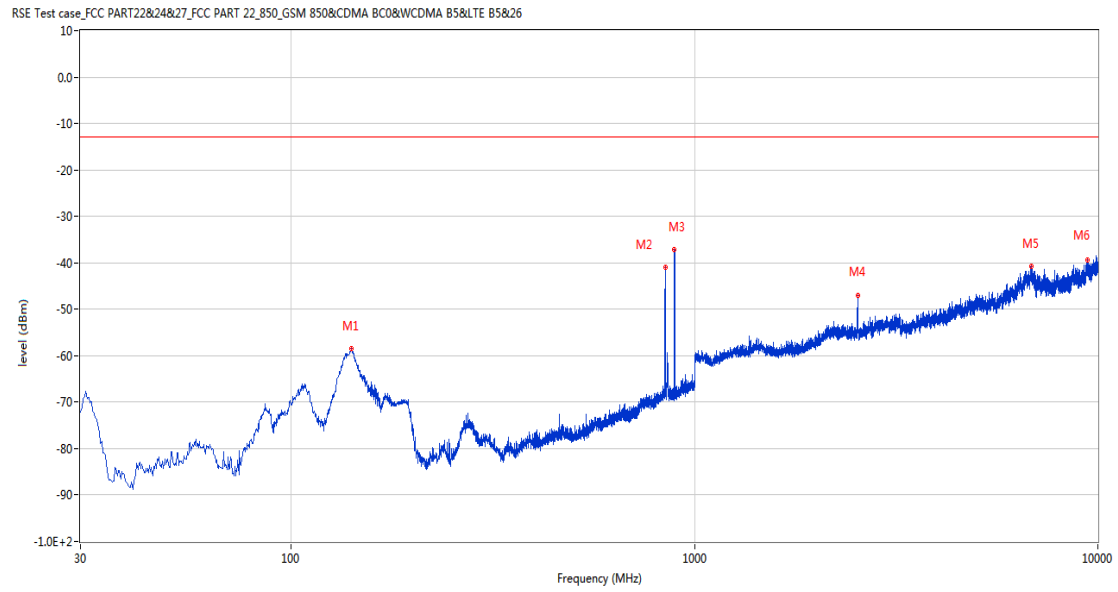
RSE Test case_FCC PART22&24&27_FCC PART 22_850_GSM 850&CDMA BC0&WCDMA B5<E B5&26



Frequency (MHz)	Result (dBm)	Factor (dB)	PK Limit (dBm)	Over Limit (dB)	Table (o)	ANT	EUT	Verdict
140.337	-65.85	-14.76	-13.0	-52.85	175.00	Horizontal	Vertical	Pass
837.767	-55.77	1.98	-13.0	-42.77	162.00	Horizontal	Vertical	N/A
879.720	-34.79	1.09	-13.0	-21.79	149.00	Horizontal	Vertical	N/A
1441.000	-55.87	-4.93	-13.0	-42.87	162.00	Horizontal	Vertical	Pass
2512.000	-47.22	-1.22	-13.0	-34.22	14.00	Horizontal	Vertical	Pass
6799.000	-40.79	12.60	-13.0	-27.79	271.00	Horizontal	Vertical	Pass

5.3 WCDMA Band 5 High Channel

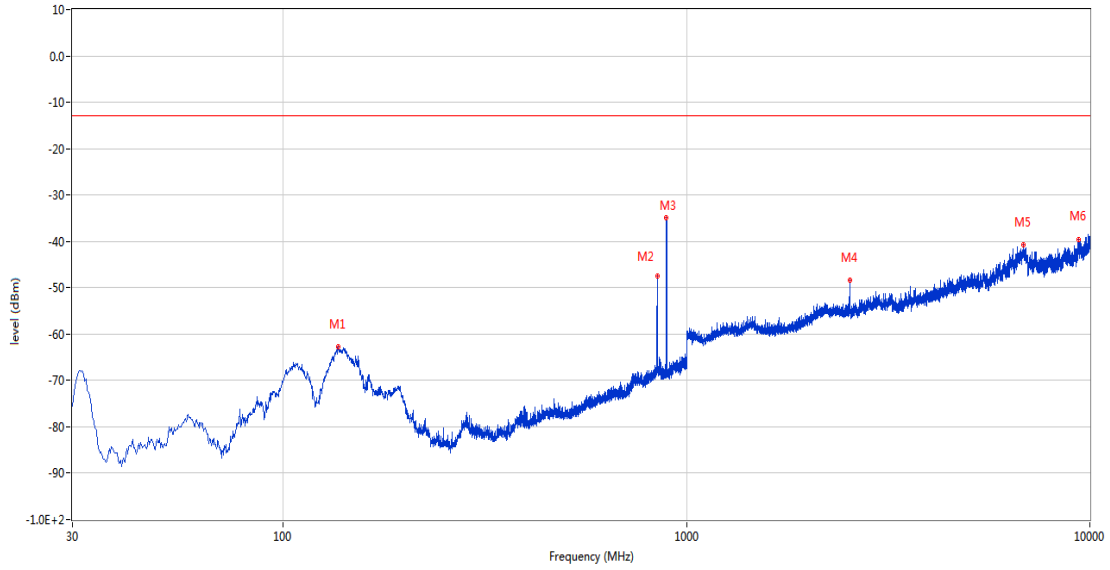
RSE-H&H WCDMA Band 5 CH4233



Frequency (MHz)	Result (dBm)	Factor (dB)	PK Limit (dBm)	Over Limit (dB)	Table (o)	ANT	EUT	Verdict
141.065	-58.50	-14.59	-13.0	-45.50	295.00	Horizontal	Horizontal	Pass
846.497	-40.97	2.04	-13.0	-27.97	224.00	Horizontal	Horizontal	N/A
889.905	-37.04	1.03	-13.0	-24.04	166.00	Horizontal	Horizontal	N/A
2537.000	-46.92	-1.17	-13.0	-33.92	102.00	Horizontal	Horizontal	Pass
6838.000	-40.76	13.52	-13.0	-27.76	286.00	Horizontal	Horizontal	Pass
9418.000	-39.29	16.90	-13.0	-26.29	277.00	Horizontal	Horizontal	Pass

RSE-H&V WCDMA Band 5 CH4233

RSE Test case_FCC PART22&24&27_FCC PART 22_850_GSM 850&CDMA BC0&WCDMA B5<E B5&26

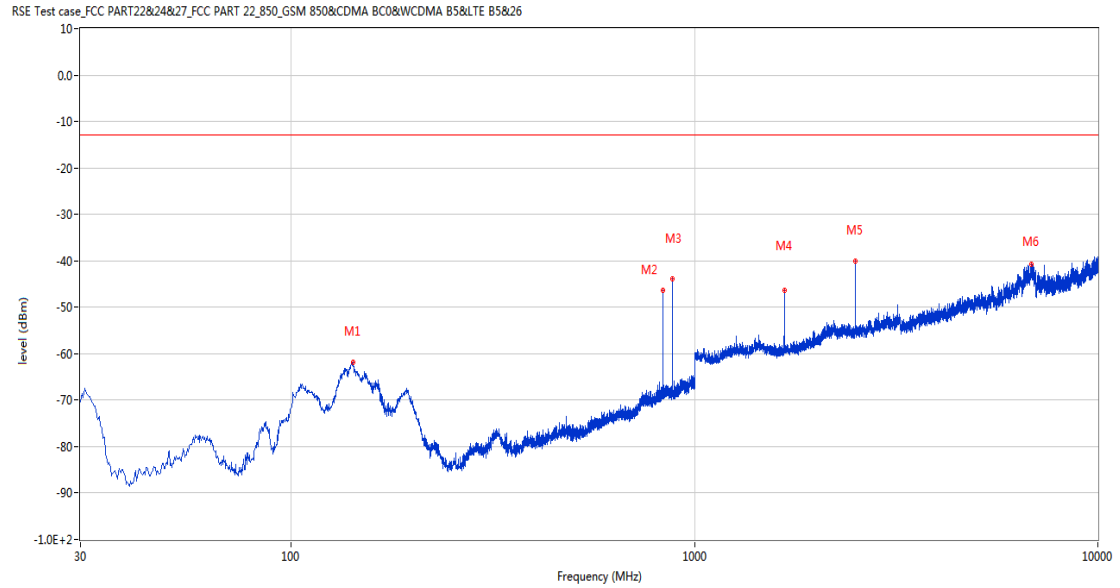


Frequency (MHz)	Result (dBm)	Factor (dB)	PK Limit (dBm)	Over Limit (dB)	Table (o)	ANT	EUT	Verdict
136.943	-62.77	-15.39	-13.0	-49.77	166.00	Horizontal	Vertical	Pass
846.497	-47.41	2.04	-13.0	-34.41	192.00	Horizontal	Vertical	N/A
891.360	-34.92	1.11	-13.0	-21.92	163.00	Horizontal	Vertical	N/A
2542.000	-48.37	-1.24	-13.0	-35.37	360.00	Horizontal	Vertical	Pass
6845.000	-40.77	13.45	-13.0	-27.77	76.00	Horizontal	Vertical	Pass
9376.000	-39.50	17.07	-13.0	-26.50	358.00	Horizontal	Vertical	Pass

6 LTE Band 5

6.1 LTE Band5 BW1.4, Middle Channel

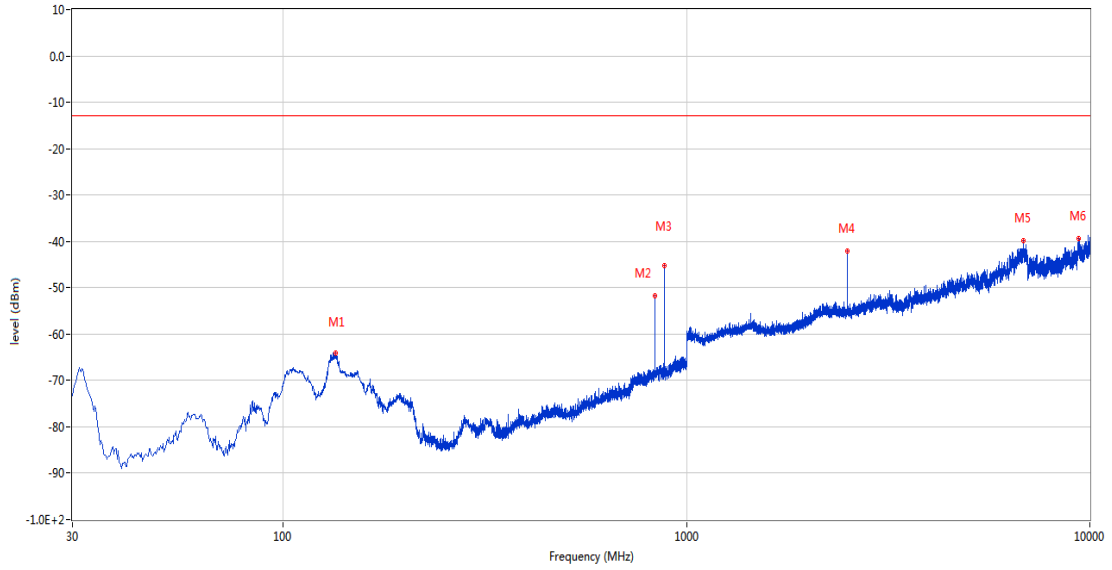
RSE-H&H LTE Band5 BW1.4 CH20525



Frequency (MHz)	Result (dBm)	Factor (dB)	PK Limit (dBm)	Over Limit (dB)	Table (o)	ANT	EUT	Verdict
142.520	-61.83	-14.24	-13.0	-48.83	175.00	Horizontal	Horizontal	Pass
836.070	-46.41	1.90	-13.0	-33.41	289.00	Horizontal	Horizontal	N/A
881.417	-43.93	1.14	-13.0	-30.93	162.00	Horizontal	Horizontal	N/A
1672.500	-46.36	-5.80	-13.0	-33.36	281.00	Horizontal	Horizontal	Pass
2508.500	-39.96	-1.14	-13.0	-26.96	85.00	Horizontal	Horizontal	Pass
6828.000	-40.81	13.07	-13.0	-27.81	175.00	Horizontal	Horizontal	Pass

RSE-H&V LTE Band5 BW1.4 CH20525

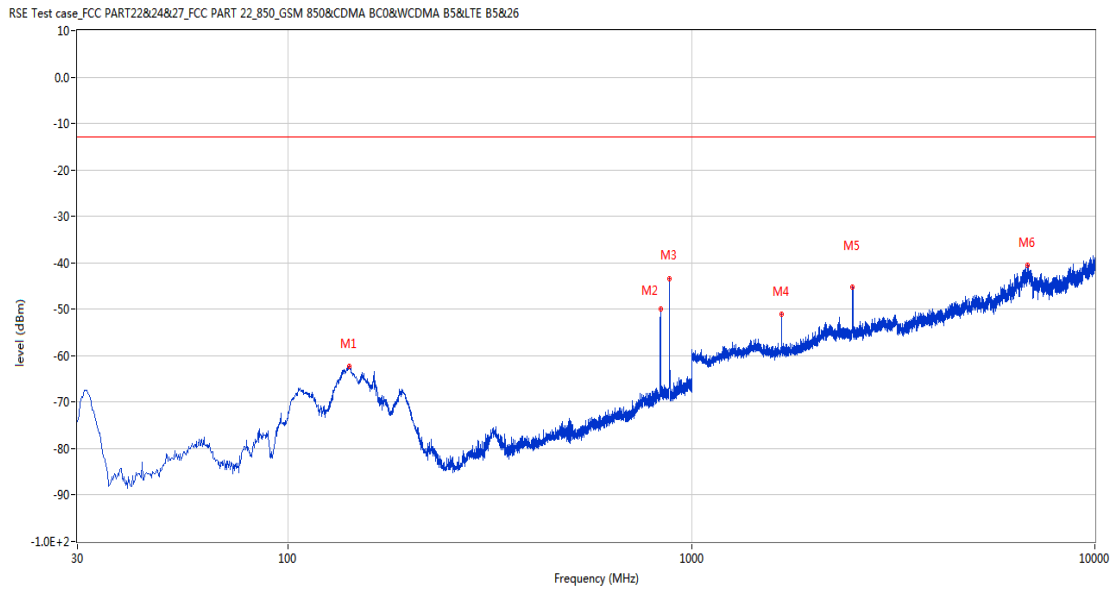
RSE Test case_FCC PART22&24&27_FCC PART 22_850_GSM 850&CDMA BC0&WCDMA B5<E B5&26



Frequency (MHz)	Result (dBm)	Factor (dB)	PK Limit (dBm)	Over Limit (dB)	Table (o)	ANT	EUT	Verdict
134.518	-64.16	-16.01	-13.0	-51.16	173.00	Horizontal	Vertical	Pass
836.070	-51.75	1.90	-13.0	-38.75	329.00	Horizontal	Vertical	N/A
881.175	-45.21	1.14	-13.0	-32.21	168.00	Horizontal	Vertical	N/A
2508.500	-42.17	-1.14	-13.0	-29.17	14.00	Horizontal	Vertical	Pass
6836.000	-39.90	13.45	-13.0	-26.90	249.00	Horizontal	Vertical	Pass
9369.250	-39.44	17.01	-13.0	-26.44	17.00	Horizontal	Vertical	Pass

6.2 LTE Band5 BW3, Middle Channel

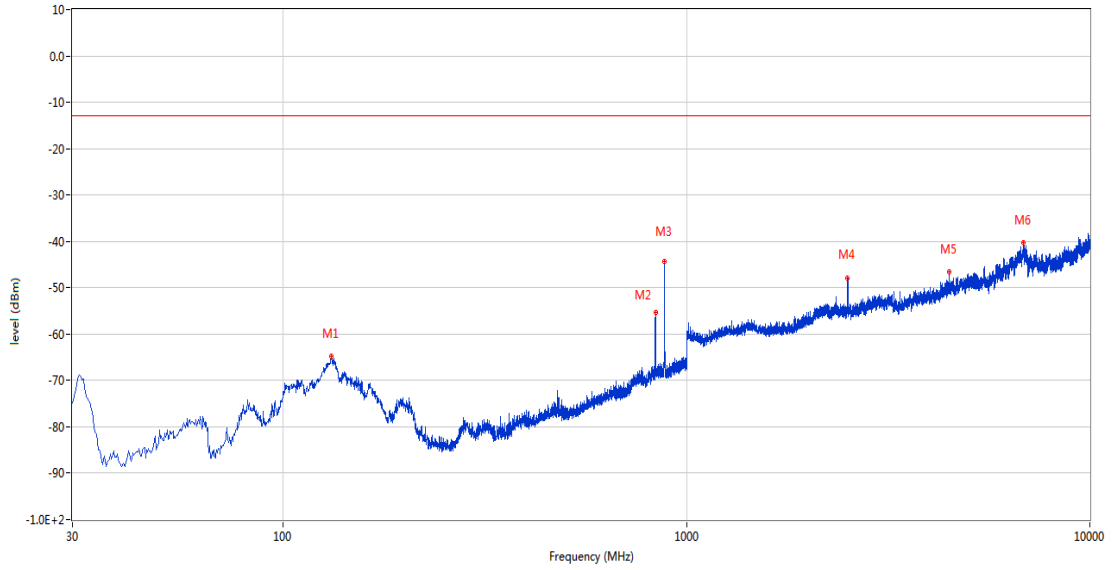
RSE-H&H LTE Band5 BW3 CH20525



Frequency (MHz)	Result (dBm)	Factor (dB)	PK Limit (dBm)	Over Limit (dB)	Table (o)	ANT	EUT	Verdict
141.307	-62.32	-14.53	-13.0	-49.32	179.00	Horizontal	Horizontal	Pass
837.525	-49.97	1.97	-13.0	-36.97	298.00	Horizontal	Horizontal	N/A
882.630	-43.34	1.14	-13.0	-30.34	161.00	Horizontal	Horizontal	N/A
1672.500	-51.03	-5.80	-13.0	-38.03	323.00	Horizontal	Horizontal	Pass
2509.000	-45.17	-1.23	-13.0	-32.17	112.00	Horizontal	Horizontal	Pass
6809.000	-40.53	12.54	-13.0	-27.53	251.00	Horizontal	Horizontal	Pass

RSE-H&V LTE Band5 BW3 CH20525

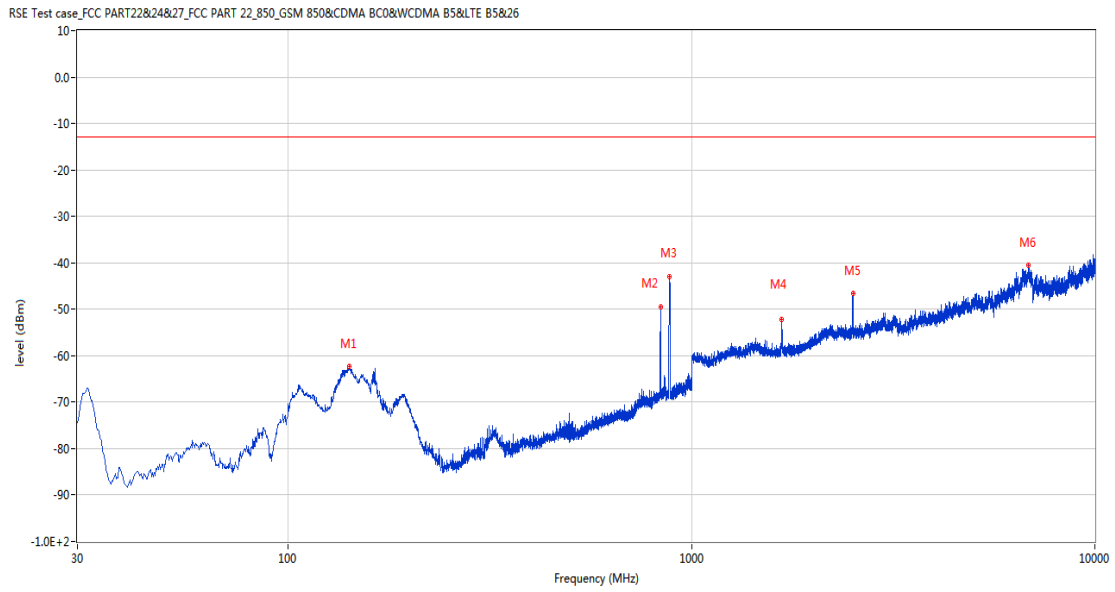
RSE Test case_FCC PART22&24&27_FCC PART 22_850_GSM 850&CDMA BC0&WCDMA B5<E B5&26



Frequency (MHz)	Result (dBm)	Factor (dB)	PK Limit (dBm)	Over Limit (dB)	Table (o)	ANT	EUT	Verdict
131.365	-64.74	-16.67	-13.0	-51.74	175.00	Horizontal	Vertical	Pass
837.525	-55.30	1.97	-13.0	-42.30	320.00	Horizontal	Vertical	N/A
880.690	-44.36	1.13	-13.0	-31.36	165.00	Horizontal	Vertical	N/A
2510.500	-48.01	-1.33	-13.0	-35.01	17.00	Horizontal	Vertical	Pass
4486.000	-46.58	5.77	-13.0	-33.58	18.00	Horizontal	Vertical	Pass
6837.000	-40.37	13.48	-13.0	-27.37	235.00	Horizontal	Vertical	Pass

6.3 LTE Band5 BW5, Middle Channel

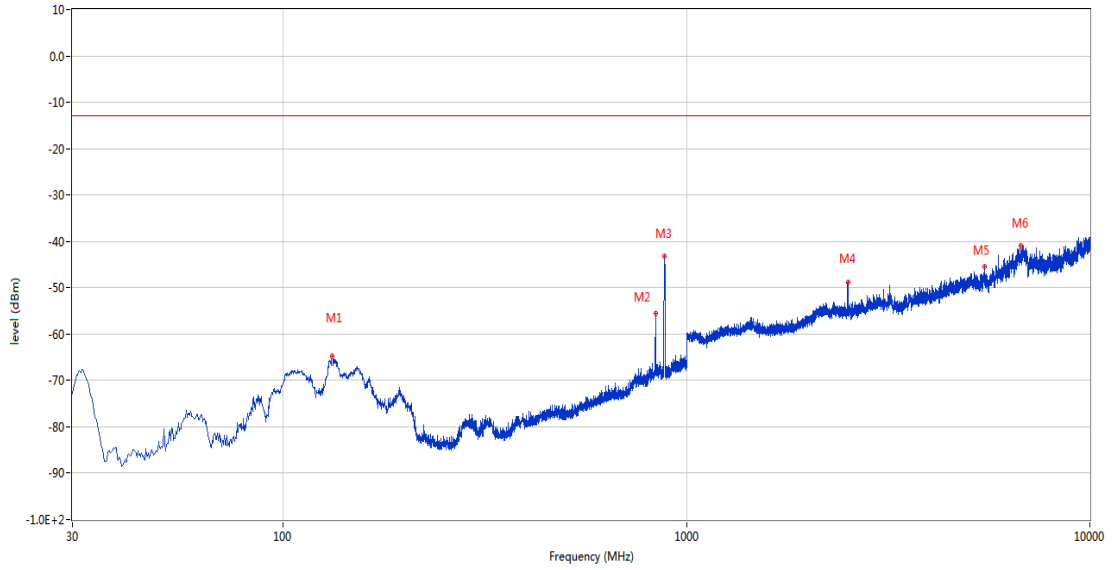
RSE-H&H LTE Band5 BW5 CH20525



Frequency (MHz)	Result (dBm)	Factor (dB)	PK Limit (dBm)	Over Limit (dB)	Table (o)	ANT	EUT	Verdict
141.550	-62.29	-14.47	-13.0	-49.29	178.00	Horizontal	Horizontal	Pass
838.252	-49.40	2.00	-13.0	-36.40	285.00	Horizontal	Horizontal	N/A
879.720	-42.88	1.09	-13.0	-29.88	153.00	Horizontal	Horizontal	N/A
1673.500	-53.25	-5.75	-13.0	-40.25	145.00	Horizontal	Horizontal	Pass
2513.500	-46.56	-1.48	-13.0	-33.56	103.00	Horizontal	Horizontal	Pass
6841.000	-40.62	13.59	-13.0	-27.62	41.00	Horizontal	Horizontal	Pass

RSE-H&V LTE Band5 BW5 CH20525

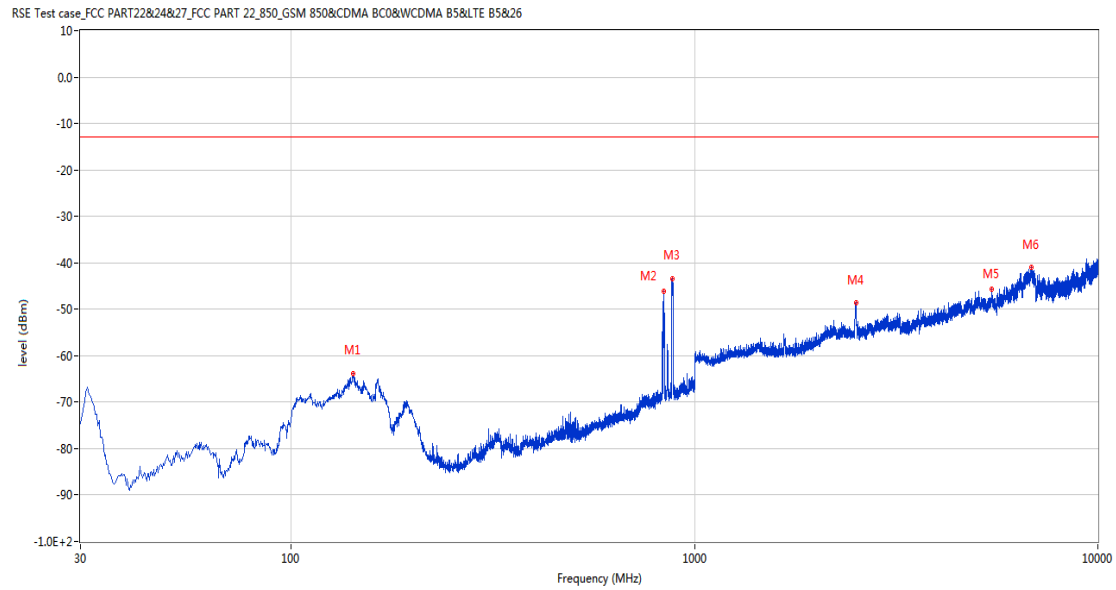
RSE Test case_FCC PART22&24&27_FCC PART 22_850_GSM 850&CDMA BC0&WCDMA B5<E B5&26



Frequency (MHz)	Result (dBm)	Factor (dB)	PK Limit (dBm)	Over Limit (dB)	Table (o)	ANT	EUT	Verdict
132.092	-64.65	-16.47	-13.0	-51.65	157.00	Horizontal	Vertical	Pass
838.495	-55.48	2.01	-13.0	-42.48	310.00	Horizontal	Vertical	N/A
880.690	-43.20	1.13	-13.0	-30.20	157.00	Horizontal	Vertical	N/A
2513.500	-48.71	-1.48	-13.0	-35.71	23.00	Horizontal	Vertical	Pass
5473.000	-45.43	8.23	-13.0	-32.43	264.00	Horizontal	Vertical	Pass
6728.000	-41.03	12.29	-13.0	-28.03	138.00	Horizontal	Vertical	Pass

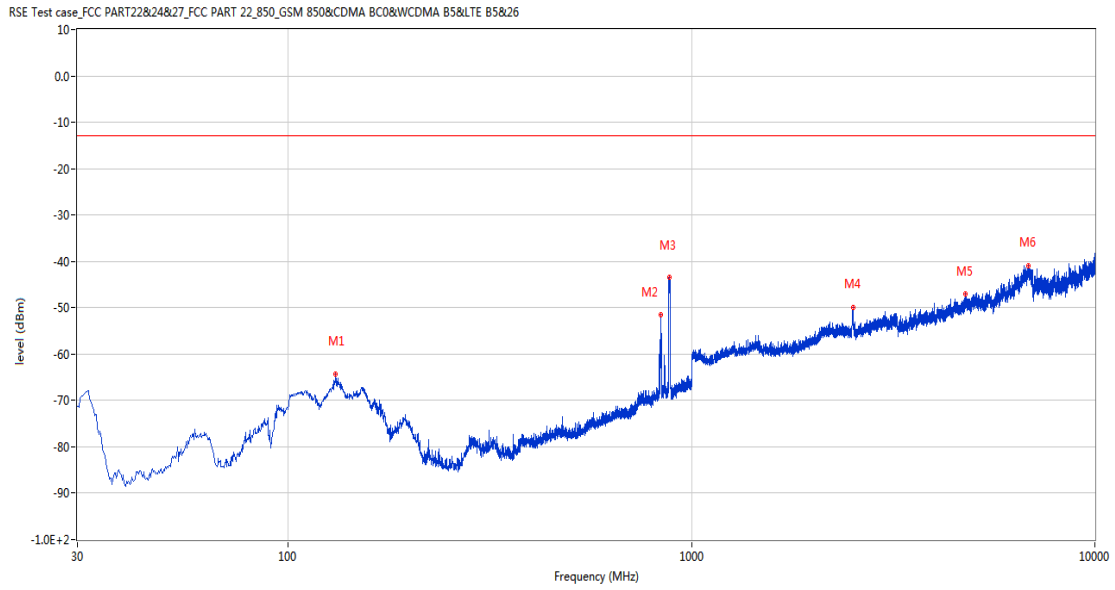
6.4 LTE Band5 BW10, Middle Channel

RSE-H&H LTE Band5 BW10 CH20525



Frequency (MHz)	Result (dBm)	Factor (dB)	PK Limit (dBm)	Over Limit (dB)	Table (o)	ANT	EUT	Verdict
142.278	-63.76	-14.30	-13.0	-50.76	161.00	Horizontal	Horizontal	Pass
839.708	-46.20	2.07	-13.0	-33.20	292.00	Horizontal	Horizontal	N/A
879.235	-43.34	1.02	-13.0	-30.34	161.00	Horizontal	Horizontal	N/A
2511.500	-48.63	-1.25	-13.0	-35.63	97.00	Horizontal	Horizontal	Pass
5462.000	-45.61	8.29	-13.0	-32.61	360.00	Horizontal	Horizontal	Pass
6841.000	-40.97	13.59	-13.0	-27.97	323.00	Horizontal	Horizontal	Pass

RSE-H&V LTE Band5 BW10 CH20525

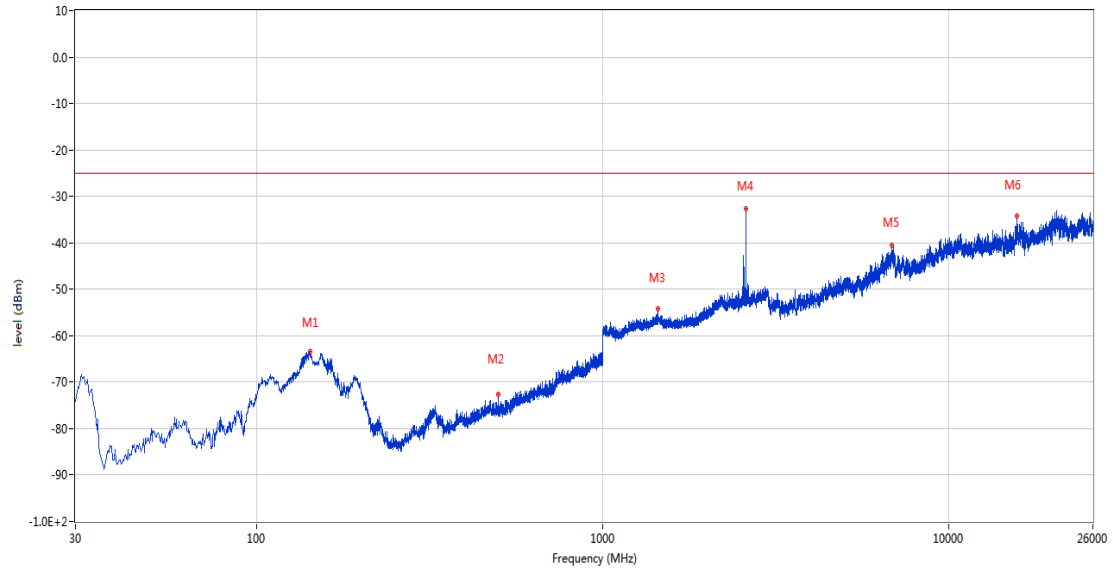


Frequency (MHz)	Result (dBm)	Factor (dB)	PK Limit (dBm)	Over Limit (dB)	Table (o)	ANT	EUT	Verdict
130.880	-64.28	-16.81	-13.0	-51.28	167.00	Horizontal	Vertical	Pass
839.708	-51.51	2.07	-13.0	-38.51	315.00	Horizontal	Vertical	N/A
881.903	-43.48	1.14	-13.0	-30.48	167.00	Horizontal	Vertical	N/A
2522.000	-49.88	-1.68	-13.0	-36.88	34.00	Horizontal	Vertical	Pass
4769.000	-47.05	6.98	-13.0	-34.05	84.00	Horizontal	Vertical	Pass
6850.000	-40.98	13.64	-13.0	-27.98	94.00	Horizontal	Vertical	Pass

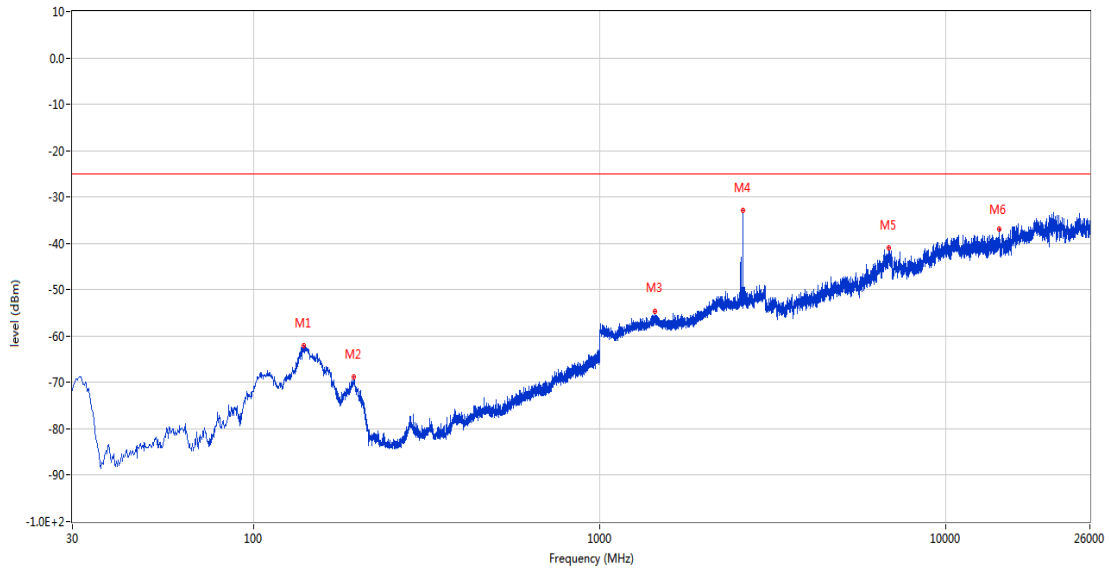
7 LTE Band 41

7.1 LTE Band41 BW5, Middle Channel

RSE-H&H LTE Band41 BW5 CH40640



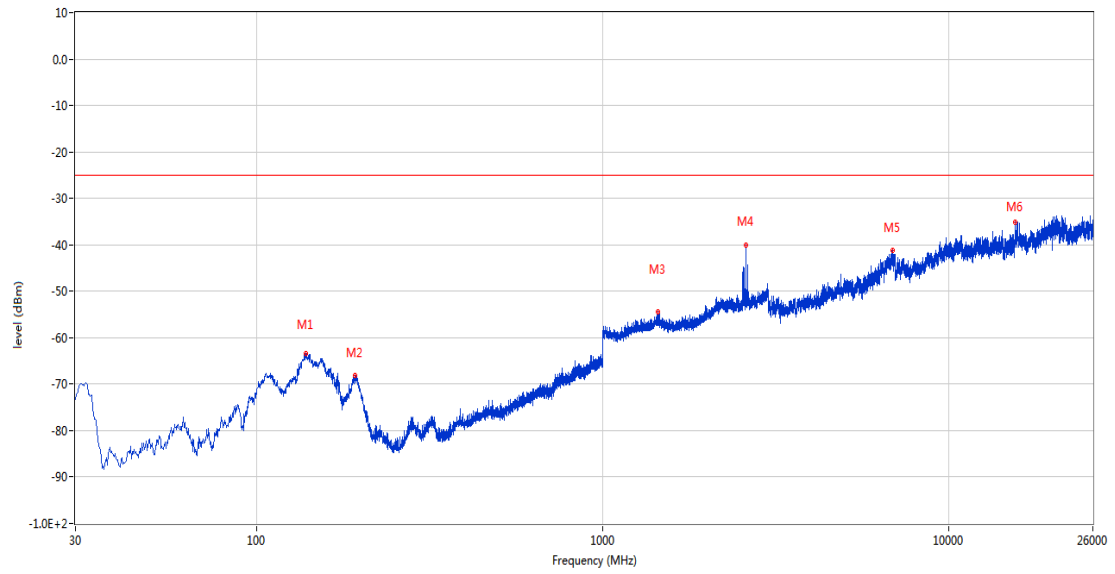
Frequency (MHz)	Result (dBm)	Factor (dB)	PK Limit (dBm)	Over Limit (dB)	Table (o)	ANT	EUT	Verdict
142.520	-63.44	-13.97	-25.0	-38.44	175.00	Horizontal	Horizontal	Pass
499.237	-72.54	-7.47	-25.0	-47.54	108.00	Horizontal	Horizontal	Pass
1444.000	-54.18	-3.42	-25.0	-29.18	263.00	Horizontal	Horizontal	Pass
2591.000	-32.63	2.99	-25.0	-7.63	105.00	Horizontal	Horizontal	N/A
6845.000	-40.58	13.45	-25.0	-15.58	132.00	Horizontal	Horizontal	Pass
15716.250	-34.27	20.83	-25.0	-9.27	335.00	Horizontal	Horizontal	Pass



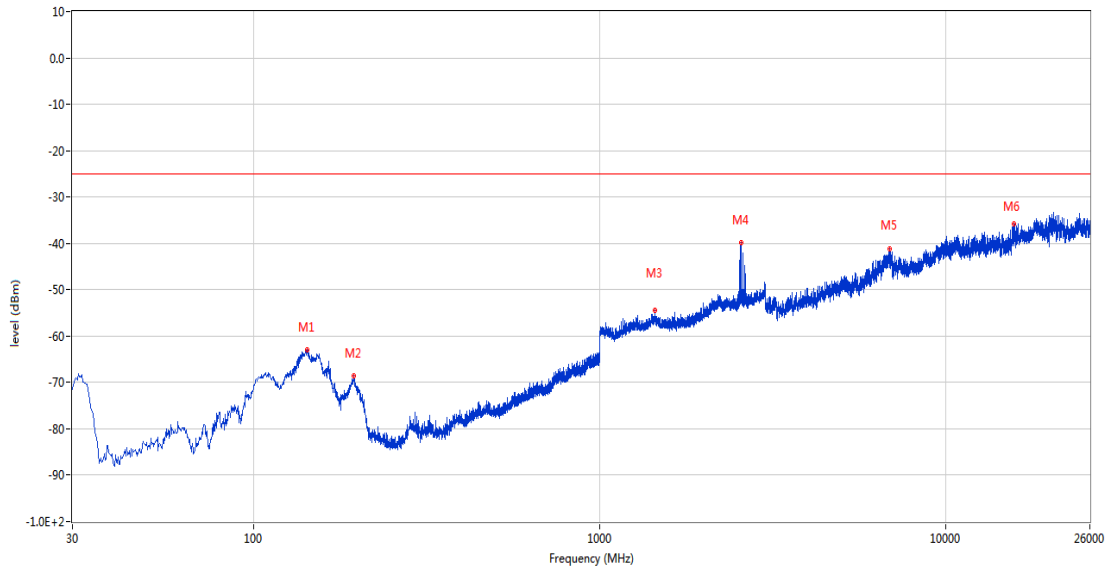
Frequency (MHz)	Result (dBm)	Factor (dB)	PK Limit (dBm)	Over Limit (dB)	Table (o)	ANT	EUT	Verdict
139.610	-62.11	-14.59	-25.0	-37.11	176.00	Horizontal	Vertical	Pass
194.900	-68.83	-14.35	-25.0	-43.83	360.00	Horizontal	Vertical	Pass
1444.500	-54.66	-3.44	-25.0	-29.66	258.00	Horizontal	Vertical	Pass
2591.000	-32.84	2.99	-25.0	-7.84	29.00	Horizontal	Vertical	N/A
6847.000	-41.03	13.72	-25.0	-16.03	77.00	Horizontal	Vertical	Pass
14260.688	-37.10	20.66	-25.0	-12.10	102.00	Horizontal	Vertical	Pass

7.2 LTE Band41 BW10, Middle Channel

RSE-H&H LTE Band41 BW10 CH40640



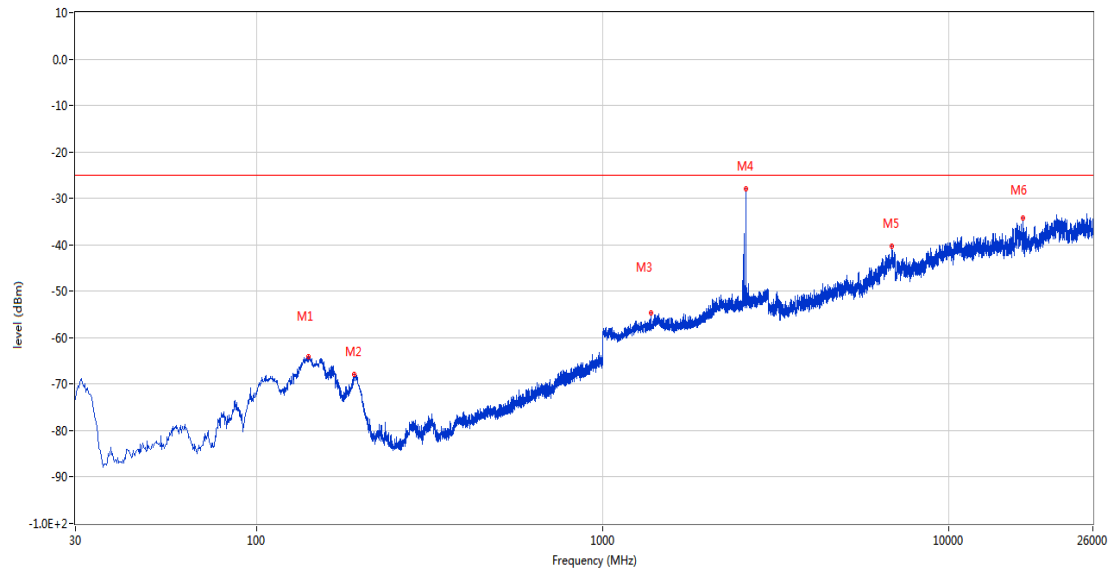
Frequency (MHz)	Result (dBm)	Factor (dB)	PK Limit (dBm)	Over Limit (dB)	Table (o)	ANT	EUT	Verdict
138.883	-63.48	-14.77	-25.0	-38.48	192.00	Horizontal	Horizontal	Pass
192.960	-68.23	-14.41	-25.0	-43.23	355.00	Horizontal	Horizontal	Pass
1444.500	-54.54	-3.44	-25.0	-29.54	233.00	Horizontal	Horizontal	Pass
2589.000	-40.01	3.00	-25.0	-15.01	88.00	Horizontal	Horizontal	N/A
6853.000	-41.17	13.39	-25.0	-16.17	15.00	Horizontal	Horizontal	Pass
15541.687	-35.23	20.31	-25.0	-10.23	86.00	Horizontal	Horizontal	Pass



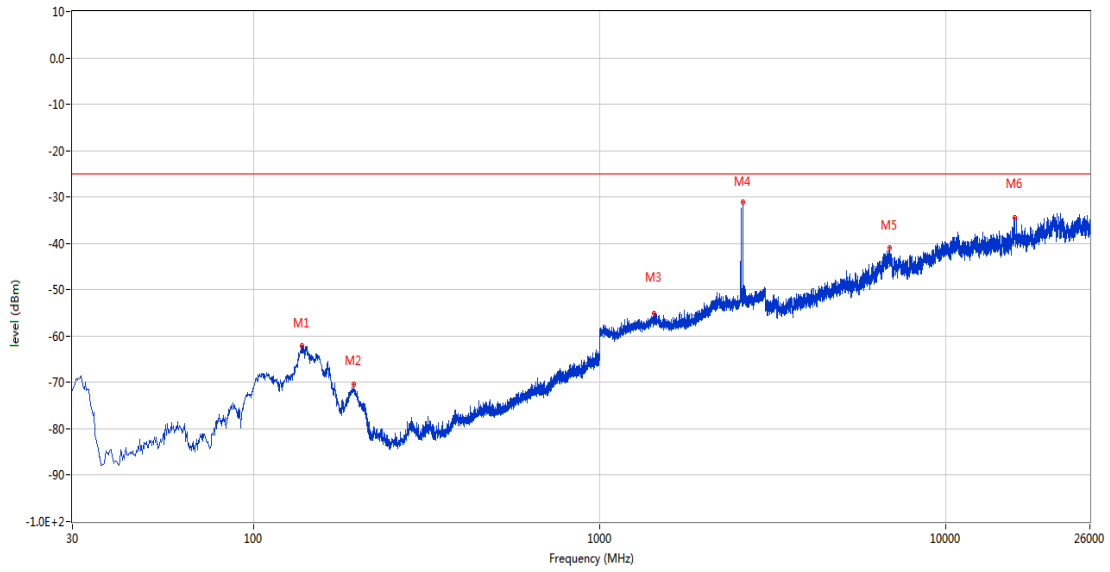
Frequency (MHz)	Result (dBm)	Factor (dB)	PK Limit (dBm)	Over Limit (dB)	Table (o)	ANT	EUT	Verdict
142.520	-62.93	-13.97	-25.0	-37.93	169.00	Horizontal	Vertical	Pass
194.658	-68.56	-14.37	-25.0	-43.56	360.00	Horizontal	Vertical	Pass
1446.000	-54.50	-3.50	-25.0	-29.50	149.00	Horizontal	Vertical	Pass
2553.500	-39.86	1.59	-25.0	-14.86	0.00	Horizontal	Vertical	N/A
6849.000	-41.12	13.61	-25.0	-16.12	339.00	Horizontal	Vertical	Pass
15714.938	-35.69	20.79	-25.0	-10.69	151.00	Horizontal	Vertical	Pass

7.3 LTE Band41 BW15, Middle Channel

RSE-H&H LTE Band41 BW15 CH40640



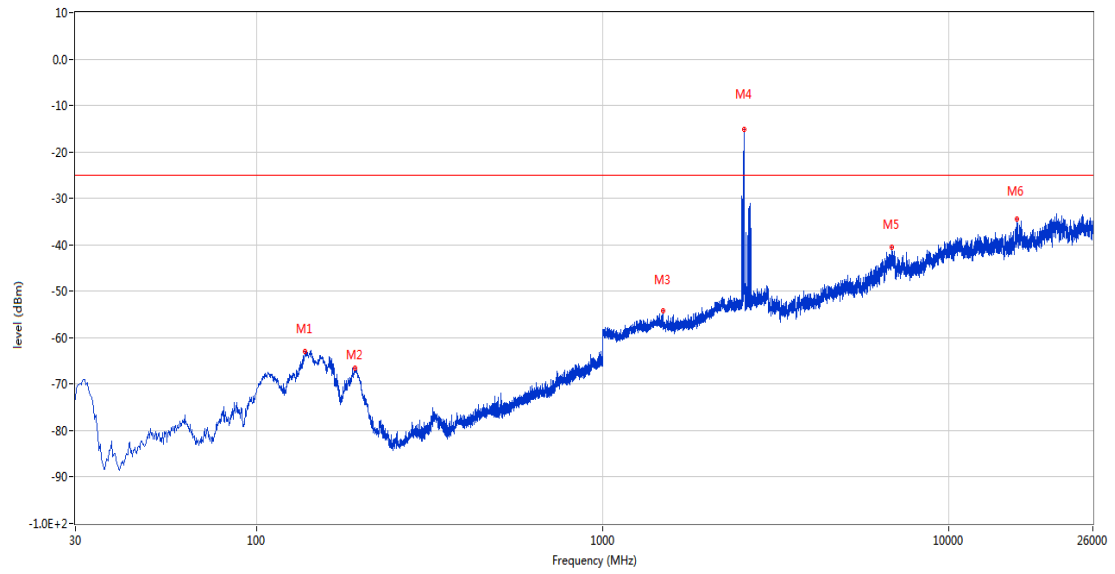
Frequency (MHz)	Result (dBm)	Factor (dB)	PK Limit (dBm)	Over Limit (dB)	Table (o)	ANT	EUT	Verdict
141.307	-64.06	-14.22	-25.0	-39.06	193.00	Horizontal	Horizontal	Pass
191.020	-67.99	-14.36	-25.0	-42.99	359.00	Horizontal	Horizontal	Pass
1379.500	-54.71	-4.13	-25.0	-29.71	82.00	Horizontal	Horizontal	Pass
2586.500	-28.03	3.01	-25.0	-3.03	97.00	Horizontal	Horizontal	N/A
6825.000	-40.24	12.93	-25.0	-15.24	45.00	Horizontal	Horizontal	Pass
16351.500	-34.28	22.86	-25.0	-9.28	332.00	Horizontal	Horizontal	Pass



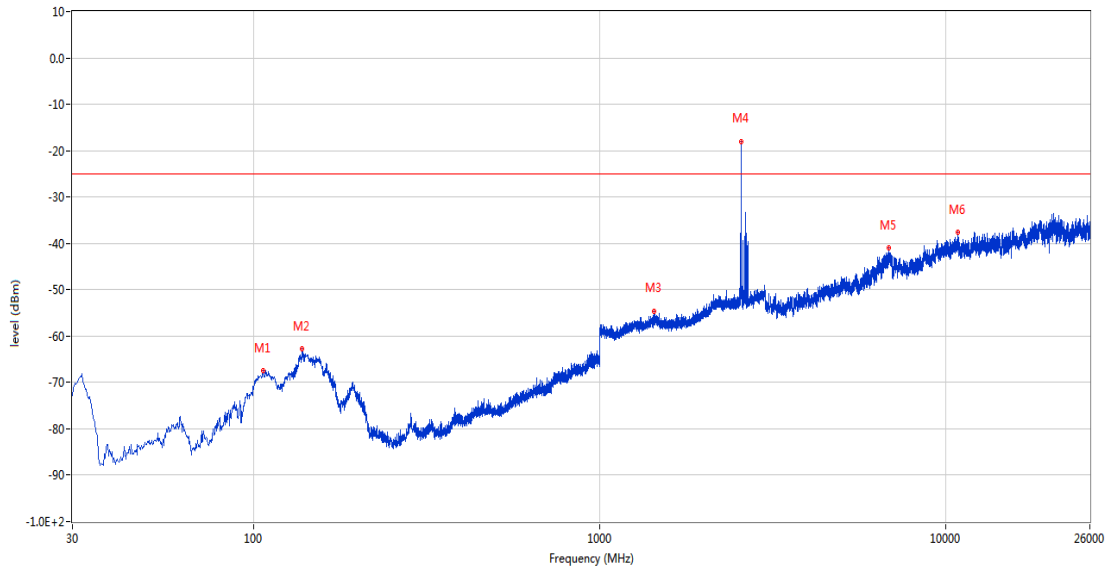
Frequency (MHz)	Result (dBm)	Factor (dB)	PK Limit (dBm)	Over Limit (dB)	Table (o)	ANT	EUT	Verdict
137.913	-62.17	-14.94	-25.0	-37.17	194.00	Horizontal	Vertical	Pass
194.900	-70.29	-14.35	-25.0	-45.29	360.00	Horizontal	Vertical	Pass
1436.500	-54.99	-3.33	-25.0	-29.99	1.00	Horizontal	Vertical	Pass
2586.500	-30.99	3.01	-25.0	-5.99	37.00	Horizontal	Vertical	N/A
6853.000	-41.06	13.39	-25.0	-16.06	273.00	Horizontal	Vertical	Pass
15762.187	-34.55	21.62	-25.0	-9.55	284.00	Horizontal	Vertical	Pass

7.4 LTE Band41 BW20, Middle Channel

RSE-H&H LTE Band41 BW20 CH40640



Frequency (MHz)	Result (dBm)	Factor (dB)	PK Limit (dBm)	Over Limit (dB)	Table (o)	ANT	EUT	Verdict
137.913	-63.04	-14.94	-25.0	-38.04	178.00	Horizontal	Horizontal	Pass
192.232	-66.52	-14.36	-25.0	-41.52	311.00	Horizontal	Horizontal	Pass
1494.500	-54.16	-4.43	-25.0	-29.16	99.00	Horizontal	Horizontal	Pass
2563.500	-15.17	3.17	-25.0	9.83	99.00	Horizontal	Horizontal	N/A
6847.000	-40.48	13.72	-25.0	-15.48	100.00	Horizontal	Horizontal	Pass
15735.937	-34.40	21.19	-25.0	-9.40	51.00	Horizontal	Horizontal	Pass



Frequency (MHz)	Result (dBm)	Factor (dB)	PK Limit (dBm)	Over Limit (dB)	Table (o)	ANT	EUT	Verdict
106.387	-67.53	-18.97	-25.0	-42.53	1.00	Horizontal	Vertical	Pass
138.398	-62.82	-14.89	-25.0	-37.82	171.00	Horizontal	Vertical	Pass
1434.500	-54.60	-3.23	-25.0	-29.60	291.00	Horizontal	Vertical	Pass
2562.000	-17.97	2.80	-25.0	7.03	32.00	Horizontal	Vertical	N/A
6837.000	-41.06	13.48	-25.0	-16.06	0.00	Horizontal	Vertical	Pass
10823.750	-37.65	18.17	-25.0	-12.65	251.00	Horizontal	Vertical	Pass